1-A01

140-series 1973-

RESERVDELSKATALOG

PARTS CATALOGUE







VOLVO PARTS
1 010 10503

VOLVO

No. 212127

Printed in Sweden, Gotab, Kungälv 1981.30173

140-series 1973–

INFÖRDA ÄNDRINGAR
CATALOGUE AMENDMENTS
MODIFICATIONS APPORTÉES
EINGEFÜHRTE ÄNDERUNGEN
MODIFICACIONES INTRODUCIADAS

Nr No. No Nr. Nro.	Införd den Inserted on Apportée le Eingeführt am Introducida el
1	03-1973
2	08-1973
3	09-1973
4	02-1974
5	04-1974
6	01-1975
7	04-1980

Förord och anvisningar Foreword and catalogue instructions Avant-propos et instructions concernant le catalogue Vorwort und Kataloganweisungen Introducción e instrucciones concernientes al catálogo			1
Motor Engine Moteur Motor Motor		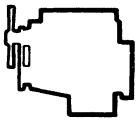	2a
Kylsystem Cooling system Système de refroidissement Kühlanlage Sistema de refrigeración		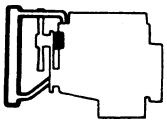	2b
Bränsle- och avgassystem Fuel and exhaust systems Système d'alimentation et système d'échappement Kraftstoff- und Auspuffanlage Sistemas de combustión y de escape		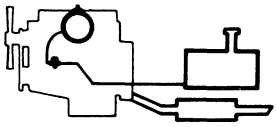	2c
Motorreglage Engine control linkages Commandes du moteur Motorbedienungshebel Mandos del motor		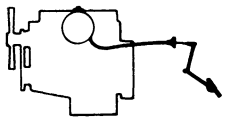	2d
Elsystem och instrument Electrical equipment and instruments Equipement électrique et instruments Elektrische Anlage und Instrumente Sistema eléctrico e instrumentos			3
Kraftöverföring med bakaxel Power train with rear axle Transmission de force avec pont arrière Kraftübertragung mit Hinterachse Transmisión con eje trasero		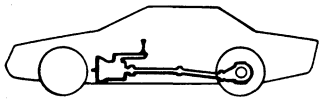	4
Bromsar Brakes Freins Bremsen Frenos		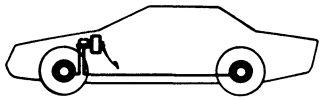	5
Framaxel, hjul, nav och styrning Front axle, wheels, hubs and steering Essieu avant, roues, moyeux et direction Vorderachse, Räder, Nabe und Lenkung Eje delantero, ruedas, cubos y sistema de dirección			6
Fjädring Springs Amortissement Federung Suspensión		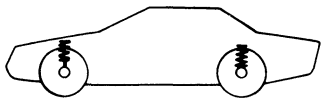	7
Karosseri Body Carrosserie Karosserie Carrocería			8
Övrig utrustning Miscellaneous equipment Equipements divers Übrige Ausrüstung Equipo diverso			9
Register och reparationssatser Registers and repair kits Registre et jeux de réparation Register und Reparatursätze Registro y juegos de reparaciones		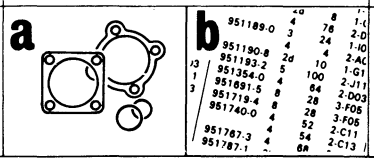	10

KATALOGINSTRUKTION "Hur läser man reservdelskataloger?" BESTÄLLES FRÅN VOLVO PUBLIKATIONSFÖRRÅD UNDER ARTIKELNUMMER 212510.

YOU CAN ORDER OUR "How to read parts catalogues" INSTRUCTION BOOKLET UNDER PUBLICATION NUMBER 212510.

L'INSTRUCTION "Comment lit-on les catalogues de pièces détachées?" PEUT ETRE COMMANDE SOUS LE NUMERO D'ARTICLE 212510.

EINE KATALOGANLEITUNG MIT DEM TITEL „Wie liest man Ersatzteilkataloge?" KANN UNTER ARTIKELNUMMER 212510 BESTELLT WERDEN:

LAS INSTRUCCIONES DE MANEJO "Como se leen los catálogos de repuesto" PUEDEN SOLICITARSE CITANDO EL NUMERO DE DETALLE 212510.

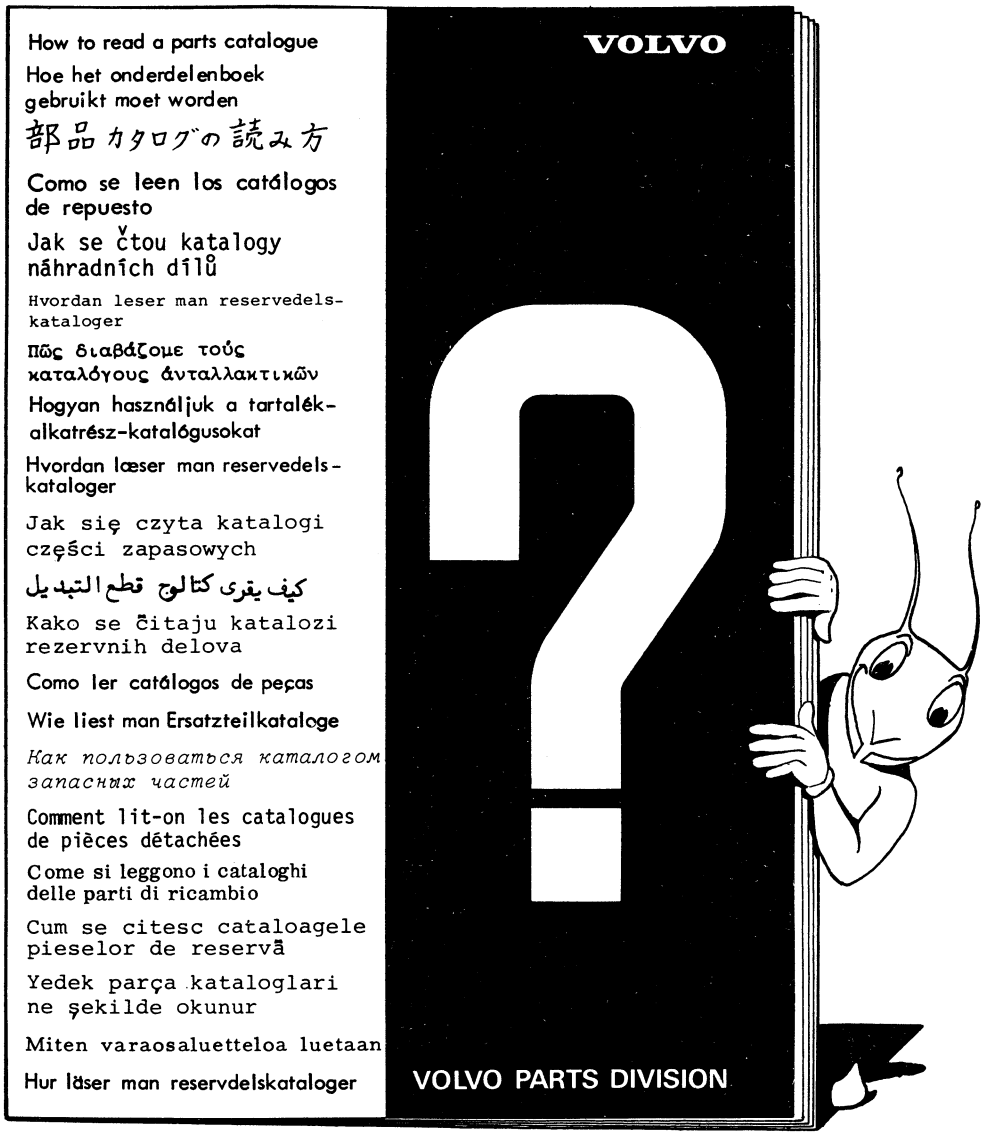

VOLVO PARTS
0 010 22109

1980-04	**Förord** **Foreword** **Avant-propos**	**Introducción** **Vorwort**	Grupp Group 1a	Sida Page 1

Denna katalog upptar reservdelar fr o m 1973 års modell för personvagnar 142 ch 323400-, 144 ch 340100- och 145 ch 153730- med följande typbeteckningar.

This catalogue lists parts for the 1973 models of the Volvo 140 series, and covers the 142 ch 323400-, 144 ch 340100- and 145 ch 153730-, with the following type designations:

Ce catalogue contient les pièces de rechange des voitures de tourisme à partir des modèles 1973, – c'est-à-dire les voitures dont les désignations de type et les numéros de châssis suivent:

142: 323400-
144: 340100-
145: 153730-

Dieser Katalog enthält Ersatzteile für Pkw ab Baujahr 1973 – und ab den Fahrgestellnummern: 142 -323400 ff, 144 -340100 ff, 145 -153730 ff mit nachstehenden Typbezeichnungen.

Este catálogo contiene las piezas de repuesto de automóviles a partir de los modelos del año 1973 – 142 ch 323400-, 144 ch 340100-, y 145 ch 153730- con las siguientes designaciones de tipo:

Chassinummer årsmodeller
Chassis No. Model year
Numéro de châssis Modèle d'anne'e
Fahrgestell-Nr Baujahr
Número de chasis modelo del año

1973	**1974**
142 CH 323400-393949	CH 393950-458306
144 CH 340100-427999	CH 428000-519766
145 CH 153730-210049	CH 210050-268326

Vagnar med två dörrar
Two-door cars
Véhicules à deux portes
Zweitürige Ausführung
Coches de dos puertas

Vagnstyp Type disig. Type de voiture Wagentyp Modelos	Motortyp Eng. desig. Type de mot. Motortyp Motor tipo	Det nr motor[1] Part No. eng.[1] No de dét. moteur[1] Motornummer[1] Motor nro. de det.[1]		Växellåda Gearbox Boîte de vitesses Getriebe Caja de cambios
		1973	**1974**	
1421241 BAS	B20A	498250,	498030	M40
1421248[2] BAS	B20A	498250,	498030	M40
1421261 BAS	B20A	498251,	498031	BW35
1421341	B20A	498250,	498030	M40
1421342	B20A	498252,	498032	M40
1421348[2]	B20A	498250,	498030	M40
1421361	B20A	498251,	498031	BW35
1421362	B20A	498253,	498033	BW35
1421368[2]	B20A	498251,	498031	BW35
1421548[2]	B20A	498030		M40
1421568[2]	B20A	498031		BW35
1423341	B20B	498256,	498034	M40
1423342	B20B	498258,	498036	M40
1423348[2] [4]	B20B	498256,	498034	M40
1423349[3]	B20B	498258,	498036	M40
1423361	B20B	498257,	498035	BW35
1423362	B20B	498259,	498037	BW35
1423368[4]	B20B	498257,	498035	BW35
1423461	B20B	498257		BW35
1423541	B20B	498256,	498034	M40
1423548[2]	B20B	498256		M40

Vagnar med två dörrar
Two-door cars
Véhicules à deux portes
Zweitürige Ausführung
Coches de dos puertas

Vagnstyp Type desig. Type de voiture Wagentyp Modelos	Motortyp Eng. desig. Type de mot. Motortyp Motor tipo	Det nr motor[1] Part No. eng.[1] No de dét. moteur[1] Motornummer[1] Motor nro. de det.[1]		Växellåda Gearbox Boîte de vitesses Getriebe Caja de cambios
		1973	**1974**	
1423561	B20B	498257,	498035	BW35
1424841	B20E	498268,	498038	M40
1424851	B20E	498268,	498038	M41
1424861	B20E	498269,	498039	BW35
1424951	B20E	498268,	498038	M41
1424961	B20E	498269,	498039	BW35
1426343	B20F	498284,	498048	M40
1426348[2]	B20F	498284,	498048	M40
1426353	B20F	498284		M41
1426363	B20F	498285,	498049	BW35
1426368[2]	B20F	498285,	498049	BW35
1426548[2]	B20F	498284,	498048	M40
1426553	B20F	498284		M41
1426563	B20F	498285		BW35
1426568[2]	B20F	498285,	498049	BW35
1426858[4]	B20F	498284,	498048	M41
1426868[4]	B20F	498285,	498049	BW35
1426953	B20F		498048	M41
1426963	B20F		498049	BW35

Vagnar med fyra dörrar. Four-door cars. Vehicules à quatre portes. Viertürige Ausführung. Coches de cuatro puertas.

Vagnstyp / Type desig. / Type de voiture / Wagentyp / Modelos	Motortyp / Eng. desig. / Type de Moteur / Motortyp / Motor tipo	Det nr motor[1] / Part no. eng.[1] / No de dét. moteur[1] / Motornummer[1] / Motor nro de det.[1] 1973	1974	Växellåda / Gearbox / Boîte de vitesses / Getriebe / Caja de cambios
1441241 BAS	B20A	498250,	498030	M40
1441248[2] BAS	B20A	498250,	498030	M40
1441261 BAS	B20A	498251,	498031	BW35
1441341	B20A	498250,	498030	M40
1441342	B20A	498252,	498032	M40
1441348[2]	B20A	498250,	498030	M40
1441349[6]	B20A		498032	M40
1441361	B20A	498251,	498031	BW35
1441362	B20A	498253,	498033	BW35
1441368[2]	B20A	498251,	498031	BW35
1441369[3 6]	B20A	498253,	498033	BW35
1441541	B20A	498250,	498030	M40
1441548[2]	B20A	498250,	498030	M40
1441561	B20A	498251,	498031	BW35
1441568[2]	B20A	498251,	498031	BW35
1443341	B20B	498256,	498034	M40
1443342	B20B	498258,	498036	M40
1443348[2 4]	B20B	498256,	498034	M40
1443349[3 5 6]	B20B	498258,	498036	M40
1443351	B20B	498256		M41
1443361	B20B	498257,	498035	BW35
1443362	B20B	498259,	498037	BW35
1443368[4]	B20B	498257,	498035	BW35
1443369[5]	B20B	498259,	498037	BW35
1443541	B20B	498256,	498034	M40
1443548[2]	B20B	498256		M40
1443551	B20B	498256		M41
1443561	B20B	498257,	498035	BW35

Vagnstyp / Type desig. / Type de voiture / Wagentyp / Modelos	Motortyp / Eng. desig. / Type de moteur / Motortyp / Motor tipo	Det nr motor[1] / Part No. eng.[1] / No de dét. moteur[1] / Motornummer[1] / Motor nro de det.[1] 1973	1974	Växellåda / Gearbox / Boîte de vitesses / Getriebe / Caja de cambios
1444841	B20E	498268,	498038	M40
1444842	B20E	498270,	498040	M40
1444849[3 5]	B20E	498270,	498040	M40
1444851	B20E	498268,	498038	M41
1444852	B20E	498270,	498040	M41
1444859[5 6]	B20E	498270		M41
1444861	B20E	498269,	498039	BW35
1444862	B20E	498271,	498041	BW35
1444869[3 5]	B20E	498271,	498041	BW35
1444941	B20E	498268,	498038	M40
1444942	B20E	498270,	498040	M40
1444948[2]	B20E	498268,	498038	M40
1444951	B20E	498268,	498038	M41
1444952	B20E	498270,	498040	M41
1444961	B20E	498269,	498039	BW35
1444962	B20E	498271,	498041	BW35
1444968[2]	B20E	498269,	498039	BW35
1446341	B20F		498048	M40
1446342	B20F		498060	M40
1446343	B20F	498284,	498048	M40
1446348[2]	B20F	498284,	498048	M40
1446361	B20F		498049	BW35
1446362	B20F		498061	BW35
1446363	B20F	498285,	498049	BW35
1446368[2]	B20F	498285,	498049	BW35
1446548[2]	B20F	498284,	498048	M40
1446568[2]	B20F	498285,	498049	BW35
1446841	B20F	498284,	498048	M40
1446842	B20F	498058,	498060	M40
1446851	B20F		498048	M41
1446852	B20F		498060	M41
1446853	B20F		498048	M41
1446858[4]	B20F		498048	M41
1446861	B20F	498285,	498049	BW35
1446862	B20F	498059,	498061	BW35
1446863	B20F		498049	BW35
1446868[4]	B20F		498049	BW35
1446948	B20F		498048	M40
1446953	B20F		498048	M41
1446958[4]	B20F		498048	M41
1446963	B20F		498049	BW35
1446968[4]	B20F		498049	BW35

Herrgårdsvagnar. Station wagons. Breaks Kombiwagen. Camionétas rurales.

Vagnstyp Type desig. Type de voiture Wagentyp Modelos		Motortyp Eng. desig. Type de moteur Motortyp Motor tipo	Det nr motor[1] Part No. eng.[1] No de dét. moteur[1] Motornummer[1] Motor nro de det.[1] 1973	1974	Växellåda Gearbox Boîte de vitesses Getriebe Caja de cambios	Vagnstyp Type desig. Type de voiture Wagentyp Modelos	Motortyp Eng. desig. Type de moteur Motortyp Motor tipo	Det nr motor[1] Part No. eng.[1] No de dét. moteur[1] Motornummer[1] Motor nro de det.[1] 1973	1974	Växellåda Gearbox Boîte de vitesses Getriebe Caja de cambios
1451141		B20A	498250,	498030	M40	1453341	B20B	498256,	498034	M40
1451161		B20A	498251,	498031	BW35	1453342	B20B	498258,	498036	M40
1451241	BAS	B20A	498250,	498030	M40	1453348[2] [4]	B20B	498256,	498034	M40
1451242	BAS	B20A		498032	M40	1453349[3]	B20B	498258,	498036	M40
1451248[2]	BAS	B20A		498032	M40	1453361	B20B	498257,	498035	BW35
1451261		B20A	498251,	498031	BW35	1453368[4]	B20B	498257,	498035	BW35
1451341		B20A	498250,	498030	M40	1454341	B20E	498268,	498038	M40
1451342		B20A	498252,	498032	M40	1453261	B20E	498269,	498039	BW35
1451348[2]		B20A	498250,	498030	M40	1454369[3]	B20E	498271,	498041	BW35
1451361		B20A	498251,	498031	BW35	1456341	B20F	498284,	498048	M40
1451362		B20A	498253,	498033	BW35	1456342	B20F	498058,	498060	M40
1451368[2]		B20A	498251,	498031	BW35	1456343	B20F	498284,	498048	M40
1451369[3]		B20A	498253,	498033	BW35	1456348[2] [4]	B20F	498284,	498048	M40
1451441		B20A	498250,	498030	M40	1456361	B20F	498285,	498049	BW35
1451461		B20A		498031	BW35	1456363	B20F	498285,	498049	BW35
1451641		B20A	498250		M40	1456368[2] [4]	B20F	498285,	498049	BW35
1451661		B20A	498251		BW35	1456362	B20F		498061	BW35
1451741		B20A	498250		M40					

Den sjunde siffran 1, 2, 3, 4, 8, 9 i typbeteckningen anger följande:

1 = Vänsterstyrd
2 = Högerstyrd
3 = Vänsterstyrd USA exklusive Californien
4 = Vänsterstyrd USA endast Californien
8 = Vänsterstyrd, monteras i Belgien (VENV) och Canada
9 = Högerstyrd, monteras i Australien, Malaysia och Sydafrika

The seventh digit 1, 2, 3, 4, 8, 9 in the type designation column means:

1 = Left-hand drive
2 = Right-hand drive
3 = Left-hand drive USA except California
4 = Left-hand drive USA, California only
8 = Left-hand drive, assembled in Belgium (VENV) and Canada
9 = Right-hand drive, assembled in Australia, Malaysia and South Africa

Le dernier chiffre 1, 2, 3, 4, 8, 9 du code de désignation se réfère à ce qui suit:

1 = Direction à gauche
2 = Direction à droite
3 = Direction à gauche, Etats-Unis non compris Californie
4 = Direction à gauche, Etats-Unis, seulement Californie
8 = Direction à gauche, est monté en Belgique (VENV) et au Canada
9 = Direction à droite, est monté en Australie, en Malaysie et en Afrique du Sud

Die 7. Ziffer 1, 2, 3, 4, 8, 9, in der Typenbezeichnung bedeutet:

1 = Mit Linkslenkung
2 = Mit Rechtslenkung
3 = Mit Linkslenkung, USA ausschl. Kalifornien
4 = Mit Linkslenkung, USA, nur für Kalifornien
8 = Mit Linkslenkung, in Belgien (VENV) und Kanada gebaut
9 = Mit Rechtslenkung, in Australien, Malaysia und Südafrika gebaut

La sexta cifra 1, 2, 3, 4, 8, 9 en las especificaciones de tipos se refiere a le siguiente:

1 = Dirección a la izquierda
2 = Dirección a la derecha
3 = Dirección a la izquierda, EE. UU. excl California
4 = Dirección a la izquierda, EE. UU. solamente California
8 = Dirección a la izquierda, se monta en Bélgica (VENV) y Canadá
9 = Dirección a la derecha, se monta en Australia, Malaysia y Sud Africa

Anmärkningar, se sida 4. Notes, see page 4. Remarques, voir page 5. Anmerkungen, siehe Seite 5. Observaciones, véase página 6.

AB VOLVO
Göteborg — Sverige
1980-04

Anmärkningar

I katalogen har även följande specialutförande inarbetats:

5450 Solskydd, Australien
5648 Returfjäder framdörr, Frankrike
5958 Säkerhetsbälte främre, helt säte 144
6017 Returfjäder bakdörr, Frankrike
6019 List vindruta, Schweiz, Österrike
6138 Glas sidodörrar, Frankrike och Tyskland
S-1716, S-1779 Taxi 144 med förarskydd, Sverige
S-1717, S-1780 Taxi 145 med förarskydd, Sverige
S-1718 Taxi 144, Finland, Danmark, Norge, Island
S-1719, S-1782 Taxi 144, Tyskland
S-1720, S-1781 Taxi 144, Europa exklusive Tyskland
S-1721 Taxi 145 med förarskydd
S-1722 Taxi 145 utan förarskydd
S-1723 Taxi 145 med förarskydd
S-1724 Taxi 145 utan förarskydd
S-1725, S-1783 Taxi-Sjuktransportbil 145 med förarskydd
S-1726 Sjuktransportbil 145
S-1727 Sjuktransportbil 145, Frankrike
S-1728 Ambulans 145
S-1729 Ambulans 145, Frankrike
S-1786 Servostyrning VST BW35

1) Kompletta motorer i produktionsutförande lagerföres ej som reservdel.

Reservdelsmotorer

		1973	1974
B20A	det nr	498075-1	498075-1
B20E	det nr	–	498052-0
B20F	det nr	498067-8	498078-5

Reservdelsmotorerna levereras utan svänghjulskåpa, svänghjul, termostat, vattenrör, grenrör, bränslepump, startmotor, fördelare, generator och vevhusventilation.

2) Monteras i Belgien (VENV)
3) Monteras i Australien
4) Monteras i Canada
5) Monteras i Sydafrika
6) Monteras i Malaysia

Övriga data beträffande katalogens uppbyggnad och användande samt förklaringar till använda förkortningar, se "Kataloganvisningar".

Placering av skyltar för modell- och motorbeteckningar etc. framgår av nedanstående bild.

Notes

The following special models are also listed in the catalogue:

5450 Sun visor, Australia
5648 Return spring, front door, France
5958 Seat belt, front, bench-type seat, 144
6017 Return spring, rear door, France
6019 Plastic moulding, windscreen, Switzerland and Austria
6138 Glass, side doors, France and Germany
S-1716, S-1779 Taxi 144 with driver hood, Sweden
S-1717, S-1780 Taxi 145 with driver hood, Sweden
S-1718 Taxi 144, Finland, Denmark, Norway, Iceland
S-1719, S-1782 Taxi 144, Germany
S-1720, S-1781 Taxi 144, Europe except Germany
S-1721 Taxi 145 with driver hood
S-1722 Taxi 145 without driver hood
S-1723 Taxi 145 with driver hood
S-1724 Taxi 145 without driver hood
S-1725, S-1783 Taxi-Hospital transport vehicle 145 with driver hood
S-1726 Hospital transport vehicle 145
S-1727 Hospital transport vehicle 145, France
S-1728 Ambulance 145
S-1729 Ambulance 145, France
S-1786 Servoassisted steering VST BW35

1) Production model complete engines are not stocked as spare parts.

Reserve engines

		1973	1974
B20A	Part No.	498075-1	498075-1
B20E	Part No.	–	498052-0
B20F	Part No.	498067-8	498078-5

Reserve engines are supplied less flywheel casing, flywheel, thermostat, water pipes, manifolds, fuel pump, starter motor, distributor, alternator and crankcase ventilation:

2) Installed at VENV
3) Installed in Australia
4) Installed in Canada
5) Installed in South Africa
6) Installed in Malaysia

Other data regarding the make-up and utilization of the catalogue as well as a clarification of the abbreviations, are listed in "Catalogue instructions".

The location of the plates for the type and engine designations etc. are illustrated below.

1. Produktskylt
1.1. Typbeteckning
1.2. Färgkod
1.3. Klädselkombination
1.4. Specialutförande
2. Typ- och chassinummer
3. Kaross nr
4. Motorbeteckning
5. Växellåda

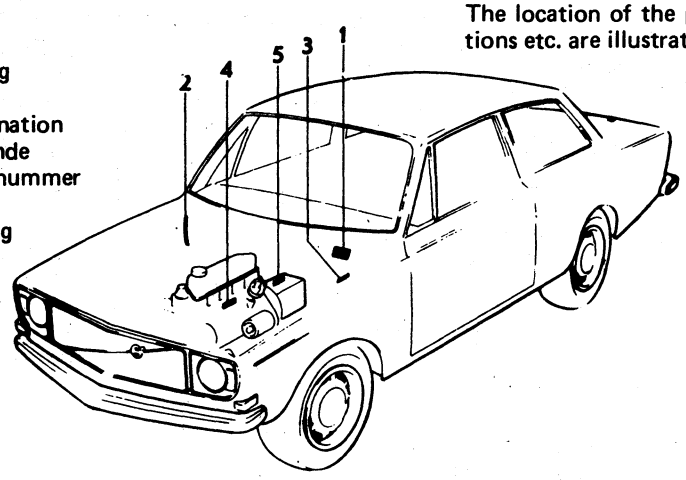

1. Designation plate
1.1. Type designation
1.2. Colour code
1.3. Upholstery combination
1.4. Special model
2. Type and chassis number
3. Body number
4. Engine designation
5. Gearbox

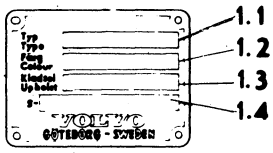

VOLVO KA 8477

Rémarques

Dans le catalogue, figurent également les versions spéciales suivantes:

5450 Pare-soleil, Australie
5648 Ressort de rappel porte avant, France
5958 Ceinture de sécurité avant, banquette avant
6017 Ressort de rappel porte arrière, France
6019 Baguette plastique pare-brise, Suisse et Autriche
6138 Portes latérales avec glaces, France et Allemagne
S-1716, S-1779 Taxi 144 avec élément protecteur pour conducteur, Suède
S-1717, S-1780 Taxi 145 avec élément protecteur pour conducteur, Suède
S-1718 Taxi 144, Finlande, Danemark, Norvège, Islande
S-1719, S-1782 Taxi 144, Allemagne
S-1720, S-1781 Taxi 144, Europe, non compris Allemagne
S-1721 Taxi 145 avec élément protecteur pour conducteur
S-1722 Taxi 145 sans élément protecteur pour conducteur
S-1723 Taxi 145 avec élément protecteur pour conducteur
S-1724 Taxi 145 sans élément protecteur pour conducteur
S-1725, S-1783 Taxi-Version Transport de malades 145, avec élément protecteur pour conducteur
S-1726 Version Transport de malades, 145
S-1727 Version Transport de malades, 145, France
S-1728 Ambulance, 145
S-1729 Ambulance, 145, France
S-1786 Servo-direction VST BW35

1) Nous ne stockons pas des moteurs de rechange complets version production.

Moteurs de rechange

		1973	1974
B20A	no de dét.	498075-1	498075-1
B20E	no de dét.		498052-0
B20F	no de dét.	498067-8	498078-5

Les détails suivants ne sont pas compris dans les moteurs de rechange livrés: carter de volant, volant thermostat, canalisation d'eau, collecteur d'échappement, pompe à essence, démarreur, distributeur, alternateur et ventilation de carter de vilebrequin.

2) Est monté à VENV
3) Est monté à Australie
4) Est monté en Canada
5) Est monté en Afrique du Sud
6) Est monté en Malaísie

L'ensemble des indications concernant la rédaction du catalogue et son emploi, ainsi que les explications concernant les abréviations employées, se trouvent sous la rubrique "Emploi du catalogue".

Le placement des plaques de désignation de modèles et de moteurs etc. ressort de la figure ci-dessous.

1. Plague de produit
1.1. Désignation de type
1.2. Code de couleur
1.3. Combinaison de garniture
1.4. Version spéciale
2. No. de type et de châssis
3. No. de carosserie
4. Désignation de moteur
5. Boîte de vitesses

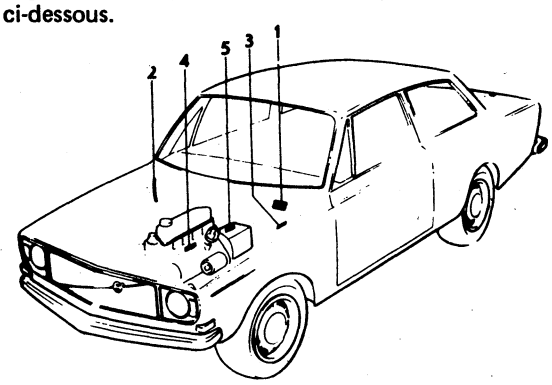

Anmerkungen

In dem Katalog sind auch folgende Spezialausführungen aufgeführt.

5450 Sonnenblende, Australien
5648 Rückholfeder, Vordertür, Frankreich
5958 Sicherheitsgurt, vorderer, Sitzbank
6017 Rückholfeder, Hintertür, Frankreich
6019 Frontscheibenleiste, Schweiz, Österreich
6138 Seitenfenster, Frankreich und Bundesrepublik Deutschland
S-1716, S-1779 Taxi 144 mit Fahrerschutz, Schweden
S-1717, S-1780 Taxi 145 mit Fahrerschutz, Schweden
S-1718 Taxi 144, Finnland, Dänemark, Norwegen, Island
S-1719, S-1782 Taxi 144, Bundesrepublik Deutschland
S-1720, S-1781 Taxi 144, Europa ausschl. Bundesrepublik Deutschland
S-1721 Taxi 145 mit Fahrerschutz
S-1722 Taxi 145 ohne Fahrerschutz
S-1723 Taxi 145 mit Fahrerschutz
S-1724 Taxi 145 ohne Fahrerschutz
S-1725, S-1783 Taxi-Krankentransporter 145 mit Fahrerschutz
S-1726 Krankentransporter 145
S-1727 Krankentransporter 145, Frankreich
S-1728 Krankenwagen 145
S-1729 Krankenwagen 145, Frankreich
S-1786 Servolenkung VST BW35

1) Kpl. Motoren in Produktionsausführung werden nicht als Ersatzteil auf Lager geführt.

Ersatzteilmotoren

		1973	1974
B20A	Ersatzteilnr.	498075-1	498075-1
B20E	Ersatzteilnr.	–	498052-0
B20F	Ersatzteilnr.	498067-8	498078-5

Ersatzteilmotoren werden ohne Schwungradgehäuse, Schwungrad, Thermostat, Wasserrohr, Auspuffkrümmer, Kraftstoffpumpe, Anlasser, Verteiler, Drehstrom-Lichtmaschine und Kurbelgehäuseentlüftung geliefert.

2) Wird bei der VENV montiert
3) Wird in Australien montiert
4) Wird in Kanada montiert
5) Wird in Südafrika montiert
6) Wird in Malaysia montiert

Übrige Daten über den Aufbau und die Verwendung des Katalogs sowie Erläuterungen der infragekommenden Abkürzungen, siehe „Kataloganweisungen".

Die Anbringung der Schilder mit den Fahrzeugkenndaten geht aus der nachstehenden Abbildung hervor:

1. Typschild
1.1. Typ- u. Baujahrbezeichnung
1.2. Farbkode
1.3. Bezugskombination
1.4. Spezialausführung
2. Typ- und Fahrgestellnummer
3. Karosserienummer
4. Motorschild
5. Getriebeschild

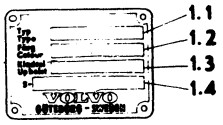

VOLVO KA5477

Observaciones

En el catálogo se han también incluido los siguintes ejecuciones especiales:

5450 Visera antideslumbrante, Australia
5648 Resorte de reenvío, puerta delantera, Francia
5958 Correas seguridad, delanteras, asiento interizo 144
6017 Resorte de reenvío, puerta trasera, Francia
6019 Burlete parabrisa, Suiza, Austria
6138 Cristales portezuelas laterales, Francia y Alemania
S-1761, S-1779 Taxi 144 con elemento protector para el conductor, Suecia
S-1717, S-1780 Taxi 145 con elemento protector, Suecia
S-1718 Taxi 144, Finlandia, Dinamarca, Noruega, Islandia
S-1719, S-1782 Taxi 144, Alemania
S-1720, S-1781 Taxi 144, Europa excepto Alemania
S-1721 Taxi 145, con elemento protector
S-1722 Taxi 145, sin elemento protector
S-1723 Taxi 145, con elemento protector
S-1724 Taxi 145, sin elemento protector
S-1725, S-1783 Taxi y versión para transporte de enfermos 145, con elemento protector
S-1726 Versión para transporte de enfermos 145
S-1727 Versión para transporte de enfermos 145, Francia
S-1728 Ambulancia 145
S-1729 Ambulancia 145, Francia
S-1786 Servodirección VST BW35

1) No tenemos en existencia como repuesto motores completos en version de producción.

Motores de recambio

		1973	1974
B20A	nro. de det.	498075-1	498075-1
B20E	nro. de det.		498052-0
B20F	nro. de det.	498067-8	498078-5

Los motores de recambio se suministran sin cubierta del volante, volante, termóstato, tubo de agua, múltiple de escape, bomba de combustible, motor de arranque, distribuidor, alternador y ventilación de carter.

2) Se monta en VENV
3) Se monta en Australia
4) Se monta en Canadá
5) Se monta en Sud Africa
6) Se monta en Malaisia

Referente a los demás datos concernientes a la estructura y al empleo del catálogo, como asimismo las explicacicnes de las abreviaciones empleadas, véase "Instrucciones referentes al catálogo".

La ubicación de las placas de identificación para designaciones de modelos, motores, etc., se desprende de la fig. de más abajo.

1. Placa de identificación
1.1. Designación de tipo
1.2. Código de color
1.3. Combinación de tapizado
1.4. Versión especial
2. Designación de tipo y nro. de chasis
3. Numero de carroceria
4. Designación de motor
5. Caja de cambios

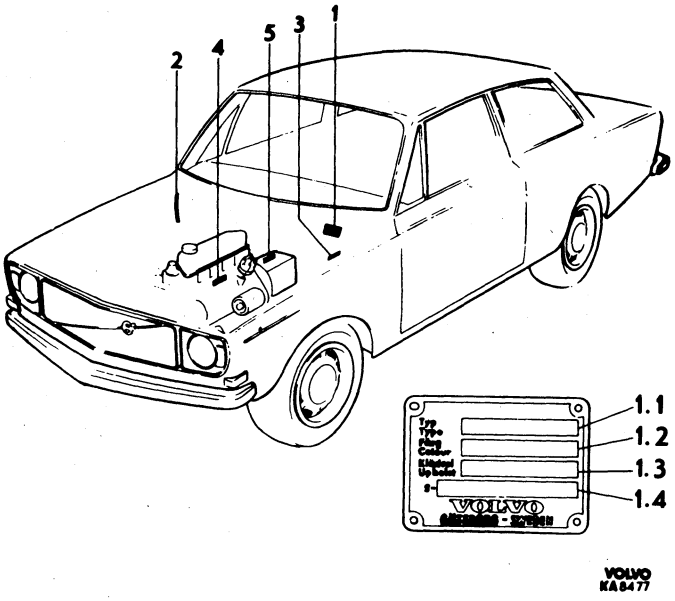

A	= ampére
ALT	= alternativ
ANT KUGGAR	= antal kuggar
B	= bredd
BAS	= basutförande
BLÅ	
CAN	= Canada
CH-XXXXX	= t o m chassi nr
CH XXXXX-	= fr o m chassi nr
D	= diameter, yttre
DET SE SIDA	= ingående detaljer se sida
DI	= diameter, inre
EEC	= För vagnar på EEC-marknaden
ERF	= erforderligt antal = erforderlig längd etc
ERS AV	= ersättes av
ET	= engelsk text
ETC	= etcetera
EXCL	= exklusive
FAV (BAS)	= Favorit, Basutförande
FS	= för vagnar med framstolar
GRÅ	
GUL	
GV	= med golvväxel
H	= höger
HS	= för vagnar med helt säte
HST	= högerstyrd
HT	= höjt tak
HV	= herrgårdsvagn
INCL	= inklusive
KAROSS-XXXXX	= t o m kaross nr
KAROSS XXXXX-	= fr o m kaross nr
KM	= kilometer
KMPL	= komplett
KOMB	= klädselkombination
L	= liter, längd
LAGERFÖRES EJ	= detaljen lagerföres ej som reservdel
LPF	= luftfilter, pappersfilter
MAC	= med luftkonditionering
MAR	= med avgasrenare
MCOMBU	= förberedd för luftkonditionering
MDS	= med differentialspärr
MER	= med eluppvärmd ruta
METERVARA	
MF	= med friskluftsanläggning utan bilvärmare
MLD	= med ljuddämpande luftfilter
MLF	= med luftförvärmning
MM	= millimeter
MO-XXXXX	= t o m motor nr
MO XXXXX-	= fr o m motor nr
MPOS	= med positiv vevhusventilation
MRA	= med returledning för avgaser
MS	= med servostyrning
MST	= med strumpa för luftfilter
MTL	= med taklucka
MTRF	= med termostatreglerad fläkt
MV	= med värmeelement
MÄRKT	= märkt med
NF	= normalfläkt
NR	= nummer
NT	= normalt tak
OBF	= oljebadfilter
OMKR	= omkring nr
ROT	= oktantal (metod Research)
RV	= med rattväxel
RÖD	
S	= ingår i satsförpackning
SBMR	= säkerhetsbälte med rullar
SBUR	= säkerhetsbälte utan rullar
SE GRUPP	
SE POS	
SE SIDA	
SEN UTF	= senare utförande
SM	= svenska marknaden
SPEC UTF	= specialutförande
ST	= styck
STD	= standardutförande
STD D	= standarddimension
SV	= skåpvagn
SVART	
SVG	= skåpvagn, glasad sida
SVP	= skåpvagn, plåtsida
SVT	= svensk text
TF	= tropikfläkt
TID UTF	= tidigare utförande
TJ	= tjocklek
TUM	
UAC	= utan luftkonditionering
UAR	= utan avgasrenare
UCOMBU	= ej försedd med luftkonditionering
UD	= underdimension
UDS	= utan differentialspärr
UER	= utan eluppvärmd ruta
ULD	= utan ljuddämpande luftfilter
ULF	= utan luftförvärmning
UPOS	= utan positiv vevhusventilation
URA	= utan returlednng för avgaser
US	= utan servostyrning
USA	= Amerikas Förenta Stater
UST	= utan strumpa för luftfilter
UTL	= utan taklucka
UTRF	= utan termostatreglerad fläkt
"UTV 4,88/1"	= utväxlingsförhållande
UV	= utan värmeelement
V	= volt, vänster
VARU	= varutransport
VENV	= endast för vagnar byggda av Volvo Europa Naamloze Vennootschap Belgien
VFH	= vagnar för högertrafik
VFV	= vagnar för vänstertrafik
VIT	
VST	= vänstertyrd
VXL	= växellåda
W	= watt
ÖD	= överdimension
8	= detaljen lagerföres ej som reservdel
9	= utbytesenhet (kompletterande upplysning se Volvo bytessystemkatalog)

A	= ampére
ALT	= alternative
ANT KUGGAR	= number ot teeth
B	= width
BAS	= basic model
BLÅ	= blue
CAN	= Canada
CH-XXXXX	= up to chassis No..
CH XXXXX-	= with effect from chassis No.
D	= diameter, external
DET SE SIDA	= components parts listed on page
DI	= diameter, internal
EEC	= vehicles for EEC markets
ERF	= order as required, state required length etc
ERS AV	= superseded by
ET	= English text
ETC	= etcetera
EXCL	= exclusive
FAV (BAS)	= Favorit, Basic design
FS	= for cars with separate front seats
GRÅ	= grey
GUL	= yellow
GV	= with floor change
H	= right
HS	= for cars with bench-type front seat
HST	= right hand drive
HT	= raised roof
HV	= station wagon
INCL	= inclusive
KAROSS-XXXXX	= up to body No.
KAROSS XXXXX-	= with effect from body No.
KM	= kilometre
KMPL	= complete
KOMB	= upholstery combination
L	= litre, length
LAGERFÖRES EJ	= part not stocked as spare
LPF	= air filter, paper filter
MAC	= with air conditioning
MAR	= with exhaust emission control unit
MCOMBU	= pre-adapted for air conditioning
MDS	= with differential lock
MER	= with heated rear window
METERVARA	= sold by length
MF	= with fresh air unit less heater
MLD	= with silencing air filter
MLF	= with air pre-heating
MM	= millimetre
MO-XXXXX	= up to engine No.
MO XXXXX-	= with effect from engine No.
MPOS	= with positive crankcase ventilation
MRA	= with exhaust gas recirculation
MS	= with servo assisted steering
MST	= with screen for air filter
MTL	= with sliding roof
MTRF	= with termo-regulated fan
MV	= with heater
MÄRKT	= marked
NF	= nomal fan
NR	= number
NT	= normal roof
OBF	= oil bath filter
OMKR	= number approximately
ROT	= research octane number
RV	= with steering column change
RÖD	= red
S	= included in parts kit
SBMR	= inertia type safety belt
SBUR	= fixed safety belt
SE GRUPP	= See Group
SE POS	= See Fig
SE SIDA	= See Page
SEN UTF	= late production
SM	= Swedish market
SPEC UTF	= special model
ST	= piece(s)
STD	= standard design
STD D	= standard size
SV	= parcel van
SVART	= black
SVG	= parcel van, with side windows
SVP	= parcel van, metal sides
SVT	= Swedish text
TF	= tropical fan
TID UTF	= early production
TJ	= thickness
TUM	= inch(es)
UAC	= without air conditioning
UAR	= without exhaust emission control unit
UCOMBU	= not pre-adapted for air conditioning
UD	= undersize
UDS	= without differential lock
UER	= without heated rear window
ULD	= without silencing air filter
ULF	= without air pre-heating
UPOS	= without positive crankcase ventilation
URA	= without exhaust gas recirculation
US	= without servo assisted steering
USA	= United States of America
UST	= without screen for air filter
UTL	= without sliding roof
UTRF	= without termo-regulated fan
"UTV 4,88/1"	= ratio
UV	= without heater
V	= volt, left
VARU	= Parcel van
VENV	= only for vehicles manufactured by Volvo Europa Naamloze Vennootschap, Belgium
VFH	= vehicles for RH traffic
VFV	= vehicles for LH traffic
VIT	= white
VST	= left hand drive
VXL	= gearbox
W	= watt
ÖD	= oversize
8	= part not stocked as spare
9	= exchange unit (complementary information, see Volvo Exchange System catalogue)

A	= ampère
ALT	= alternative
ANT KUGGAR	= nombre de dents
B	= largeur
BAS	= version de base
BLÅ	= bleu
CAN	= Canada
CH-XXXXX	= jusqu'au châssis No
CH XXXXX-	= à partir du châssis No
D	= diamètre, extérieur
DET SE SIDA	= Composant, voir page
DI	= diamètre, intérieur
EEC	= Pour véhicules destinés au Marché commun
ERF	= quantité nécessaire longueur nécessaire etc
ERS AV	= remplacé par
ET	= texte anglais
ETC	= et cætera
EXCL	= exclus
FAV (BAS)	= Favorit, version de base
FS	= pour véhicule avec sièges avant
GRÅ	= gris
GUL	= jaune
GV	= avec levier au plancher
H	= droite
HS	= pour véhicule avec banquette
HST	= conduite à droite
HT	= toit surélevé
HV	= break
INCL	= inclus, y compris
KAROSS-XXXXX	= jusqú à la carosserie No
KAROSS XXXXX-	= à partir de la carosserie No
KM	= kilomètre
KMPL	= complet
KOMB	= combinaison de garnitures
L	= litre, longeuer
LAGERFÖRES EJ	= n'est pas stocké comme pièce de rechange
LPF	= filtre à air, élément en papier
MAC	= avec conditionnement d'air
MAR	= avec purificateur d'échappement
MCOMBU	= prévu pour montage du système de conditionnement d'air
MDS	= avec blocage de différentiel
MER	= avec chauffage de la place arrière
METERVARA	= au mètre
MF	= avec système de ventilation en air frais
MLD	= avec filtre à air amortisseur de bruit
MLF	= avec préchauffage de l'air
MM	= millimètre
MO-XXXXX	= jusqu'au moteur No
MO XXXXX-	= à partir du moteur No
MPOS	= avec ventilation de carter positive
MRA	= avec canalisation de retour des gaz d'échappement
MS	= avec servo-direction
MST	= avec manchon pour filtre à air
MTL	= avec ouverture au toit
MTRF	= avec ventilateur réglé par thermostat
MV	= avec chauffage
MÄRKT	= marqué de
NF	= ventilateur tropical
NR	= numéro
NT	= toit normal
OBF	= filtre à bain d'huile
OMKR	= environ No
ROT	= endice d'octane (methode Research)
RV	= avec changement de vitesse au volant
RÖD	= rouge
S	= fait partie de jeu complet de réparation
SBMR	= ceintures de sécurité à rouleaux
SBUR	= ceintures de sécurité sans rouleaux
SE GRUPP	= voir groupe
SE POS	= voir position
SE SIDA	= voir page
SEN UTF	= production postérieure
SM	= marché suédois
SPEC UTF	= construction spéciale
ST	= pièce
STD	= version standard
STD D	= dimension standard
SV	= fourgon
SVART	= noir
SVG	= fourgon, à vitres panoramiques
SVP	= fourgon tôlé
SVT	= texte suédois
TF	= ventilateur tropical
TID UTF	= production antérieure
TJ	= épaisseur
TUM	= pouce
UAC	= sans système de conditionnement d'air
UAR	= sans purificateur d'échappement
UCOMBU	= non prévu pour le montage du système de conditionnement d'air
UD	= côté intérieure
UDS	= sans blocage de différentiel
UER	= sans chauffage de la glace arrière
ULD	= sans filtre à air amortisseur de bruit
ULF	= sans préchauffage d'air
UPOS	= sans ventilation positive de carter
URA	= sans tuyau de retour des gaz d'échappement
US	= sans servo-direction
USA	= Etats-Unis d'Amérique
UST	= sans manchon pour filtre à air
UTL	= sans ouverture au toit
UTRF	= sans ventilateur régle par thermostat
"UTV 4,88/1"	= rapport de démultiplication
UV	= sans chauffage
V	= volt, gauche
VARU	= Transport de marchandises
VENV	= seulement pour véhicule construits pour Volvo Europa Naamloze Vennootschap Belgique
VFH	= véhicule pour circulation à droit
VFV	= véhicule pour circulation à gauche
VIT	= blanc
VST	= direction à gauche
VXL	= boîte de vitesses
W	= watt
ÖD	= cote supérieure
8	= la pièce n'est pas stockée comme pièce détachée
9	= unité d'échange (pour information complémentaire voir le catalogue Volvo Système d'Echange)

Sida Page	Grupp Group	Motor med monterings–detaljer	Engine and installation components	Illustration
2	2a			13477 1980–04

	Pos. Fig.	Antal/Quantity B20A B20B	B20E B20F			Artikel nr Part No	Benämning	Description	Sats Kit	B P S R	Anmärkning Notes	
x	1	1	1	–	–	460918-6	Cylinderblock	Cylinder block		5	(462932)	0020
							Det se sida 10, 1-B03	Comps page 10, 1-B03				0040
	2	1	1	–	–	419808-1	Oljefälla	Oil trap				0060
	3	1	1	–	–	419805-7	Tätningsring	Seal ring	S			0080
	4	1	1	–	–	955512-9	Skruv	Screw				0100
	5	1	1	–	–	419771-1	Flamskydd	Flame shield				0120
	6	530	–	–	–	942390-6	Slang	Hose				0140
		–	1000	–	–	942390-6	Slang	Hose			10)	0160
		–	800	–	–	942390-6	Slang	Hose			11)	0180
x	7	–	ERF	–	–	948210-0	Klammer	Clip		2	(943857)	0200
	8	1	1	–	–	419311-6	Svänghjulskåpa	Flywheel casing			M40, M41, BW35.	[illegible]
											SE GRUPP 4.	0230
	9	4	4	–	–	940160-5	Skruv	Screw				0240
	10	4	4	–	–	941909-4	Fjädrande bricka	Resilient washer				0260
	11	2	2	–	–		Skruv	Screw			SE GRUPP 3	0280
x	12	1	1	–	–	463830-0	Konsol	Bracket		4	(419314)	0300
	13	2	2	–	–	940162-1	Skruv	Screw			L 38	[illegible]
	14	4	4	–	–	955535-0	Skruv	Screw			L 32	0340
	15	6	6	–	–	942336-9	Fjädrande bricka	Resilient washer				0360
	16	–	–	–	–		Vevrörelse	Crankshaft and related part			SE SIDA 12, 1-B05	0380 0400
	17	–	–	–	–	276294-6	Drevsats	Gear kit				0420
		1	1	–	–		.Vevaxeldrev	.Crankshaft gear				0440
		1	1	–	–		.Kamaxeldrev	.Camshaft gear				0460
		1	1	–	–		.Packning	.Gasket			SE POS 22	0480
		1	1	–	–		.Filtring	.Felt ring			SE POS 19	0500
		1	1	–	–		.Låsring	.Circlip			SE POS 21	0520
		1	1	–	–		.Tryckfläns	.Pressure flange			SE SIDA 16, 1-B09	0540
		2	2	–	–		.Skruv	.Screw			SE SIDA 16, 1-B09	0560
	18	1	1	–	–	418479-2	Transmissionskåpa	Timing gear casing				0580
	19	1	1	–	–	418622-7	Filtring	Felt ring	S			0600
	20	1	1	–	–	418626-8	Hållare	Retainer				0620
	21	1	1	–	–	418624-3	Låsring	Circlip	S			0640
	22	1	1	–	–	418272-1	Packning	Gasket	S			0660
	23	2	2	–	–	955514-5	Skruv	Screw			L 25	0680
		7	7	–	–	940158-9	Skruv	Screw			L 45	0700
	24	9	9	–	–	941906-0	Fjädrande bricka	Resilient washer				0720
	25	–	–	–	–		Kamaxel	Camshaft			SE SIDA 16, 1-B09	[illegible]
	26	–	–	–	–		Cylinderlock	Cylinder head			SE SIDA 18, 1-B11	[illegible]
	27	1	–	–	–	460443-5	Cylinderlockspackning	Cylinder head gasket	S		1) B20A TID UTF. ALT.	0761
											ERS AV 1ST 462623–0,	0762
											1 ST 418655–7	0763
											1 ST 418657–3	0764
											SE SIDA 24, 1-B17	[illegible]
x		1	–	–	–	462623-0	Cylinderlockspackning	Cylinder head gasket	S	1	2) B20A SEN UTF. ALT.	[illegible]
											(460322)	0785
											SE SIDA 24, 1-B17	0790
		1	1	–	–	419763-8	Cylinderlockspackning	Cylinder head gasket	S		B20B, B20E(498268–	0800
											498271,498066)ALT.	0810
											SE SIDA 24, 1-B17	0830
x		–	1	–	–	462623-0	Cylinderlockspackning	Cylinder head gasket	S	1	B20E(498038–498041,	0860
											498052)ALT.	0865
											(460322)	0870
											SE SIDA 24, 1-B17	0875

1. B20A (498250) MO–101587. B20A (498251) MO–10626. B20A (498252) MO–10689. B20A (498253) MO –7000 B20A (498064) MO–210.
2. B20A(498250) MO 101588–. B20A(498251) MO 10627–.B20A(498252) MO 10690–. B20A(498253) MO 7001–. B20A(498064) MO 211–. B20A(498030–498033,498050).
10. 142 CH–393949. 144 CH–427999. 145 CH–210049.
11. 142 CH 393950–. 144 CH 428000–. 145 CH 210050–.

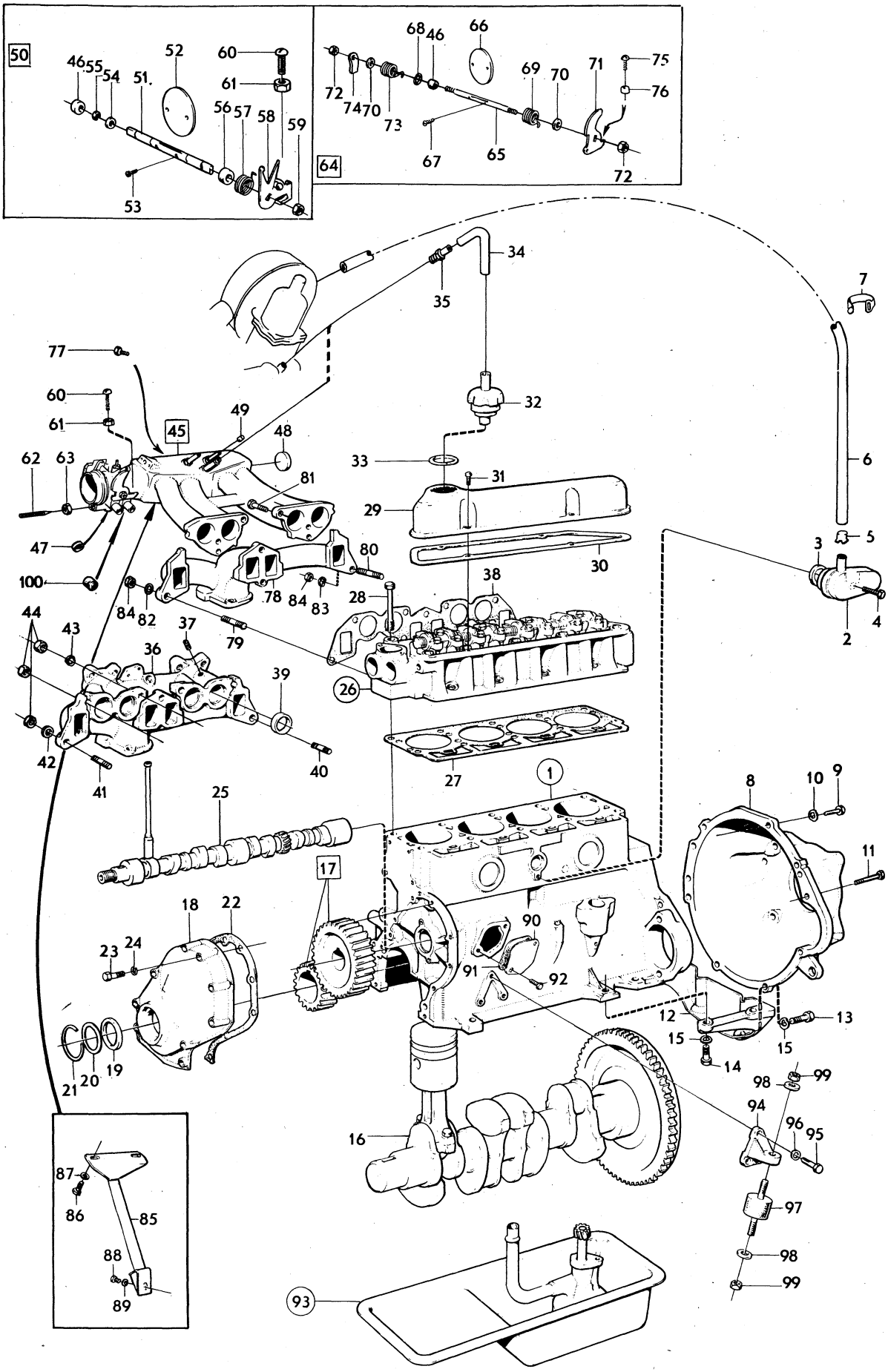

VOLVO PARTS
1 021 13477

Sida Page	Grupp Group	Motor med monterings–detaljer	Engine and installation components	Illustration
4	2a			13477 1980–04

	Pos. Fig.	Antal/Quantity B20A B20B	B20E B20F			Artikel nr Part No	Benämning	Description	Sats Kit	B P S R	Anmärkning Notes	
x		–	1	–	–	462623-0	Cylinderlockspackning	Cylinder head gasket	S	1	B20F. ALT.	0885
											(460322)	0890
											SE SIDA 24, 1-B17	0900
	28	10	10	–	–	191523-0	Skruv	Screw			STD	0920
		8	8	–	–	191523-0	Skruv	Screw			MS, L122	0940
		2	2	–	–	943002-6	Skruv	Screw			MS, L130	0960
	29	1	1	–	–	418862-9	Ventilkåpa	Valve casing				0980
	30	1	1	–	–	419678-8	Packning	Gasket	S			1000
	31	4	4	–	–	950045-5	Skruv	Screw				1020
x	32	1	1	–	–	1218567-4	Ventilationshuv	Breater cap		2	(460649)	1040
	33	1	1	–	–	940096-1	Packning	Gasket	S			[illegible]
	34	1	1	–	–	460003-7	Slang	Hose				[illegible]
	35	1	1	–	–	460082-1	Nippel	Nipple				1200
	36	1	–	–	–	462518-2	Insugning– och avgasrör	Induction and exhaust manifold		6	B20A.	1220
											ERS AV 1 ST 462986–1,	1240
											2 ST 952075–0	1250
		1	–	–	–	460550-7	Insugnings– och avgasrör	Induction and exhaust manifold		6	4) B20B.	[illegible]
											ERS AV 1 ST 462516–6,	[illegible]
											1 ST 952075–0	1290
		1	–	–	–	462516-6	Insugnings–och avgasrör	Induction and exhaust manifold			5) B20B	1300
												1320
	37	ERF	–	–	–	952075-0	Propp	Plug			ALT 1	1340
		1	–	–	–	947043-6	Nippel	Nipple			ALT 2	1360
											(942461)	1370
	38	1	–	–	–	418870-2	Packning	Gasket	S			1380
		–	1	–	–	419764-6	Packning	Gasket	S			1400
	39	4	–	–	–	418408-1	Styrhylsa	Guide sleeve				1420
	40	1	–	–	–	953243-3	Pinnskruv	Stud			L 50	1440
	41	8	–	–	–	953241-7	Pinnskruv	Stud			L 45	1460
	42	6	–	–	–	419401-5	Bricka	Washer				1480
	43	4	–	–	–	941907-8	Fjädrande bricka	Resilient washer	S			1500
	44	9	–	–	–	955826-3	Mutter	Nut				1520
	45	–	1	–	–	460266-0	Insugningsrör	Induction manifold			10)	1540
x		–	1	–	–	1218518-7	Insugningsrör	Induction manifold		4	11)	1560
											(460948)	1570
	46	–	2	–	–	943912-6	.Bussning	.Bushing			10)	1580
		–	2	–	–	942593-5	.Bussning	.Bushing			11)	1600
	47	–	2	–	–	944207-0	.Hattplug	.Plug		8	10)	[illegible]
x	48	–	1	–	–	463902-7	.Expansionsplugg	.Expander plug		2	(418677)	[illegible]
	49	–	1	–	–	952075-0	Propp	Plug			ALT 1	1660
		–	1	–	–	943199-0	Nippel	Nipple			10) ALT 2	1680
		–	1	–	–	947138-4	Nippel	Nipple		8	11) ALT 2	1700
	50	–	–	–	–		Spjällaxel med monteringsdetaljer	Spindle with installations components		8	10)	1720
												[illegible]
	51	–	1	–	–	460587-9	.Spjällaxel	.Spindle				1760
	52	–	1	–	–	460462-5	.Spjällskiva	.Shutter plate				1780
	53	–	2	–	–	943781-5	.Skruv	.Screw		2		1800
	54	–	1	–	–	18696-5	.Bricka	.Washer				1820
	55	–	1	–	–	951669-1	.Spårryttare	.E–ring				1840
	56	–	1	–	–	944208-8	.Filtring	.Felt ring	S			1860
	57	–	1	–	–	460560-6	.Fjäder	.Spring				1880
	58	–	1	–	–	460574-7	.Hävarm	.Lever				1900
	59	–	1	–	–	950363-2	.Mutter	.Nut				1920
	60	–	1	–	–	950023-2	.Ställskruv	.Adjustment screw				1940
	61	–	1	–	–	940092-0	.Mutter	.Nut				1960

4. B20B(498256) MO–33321. B20B(498257) MO–11962. B20B(498258) MO–9710. B20B(498259) MO–1021.
5. B20B(498256) MO 33322–. B20B(498257) MO 11963–. B20B(498258) MO 9711–. B20B(498259) MO 1022–. B20B(498034–498037).
10. 142 CH–393949. 144 CH–427999. 145 CH–210049.
11. 142 CH 393950–. 144 CH 428000–. 145 CH 210050–.

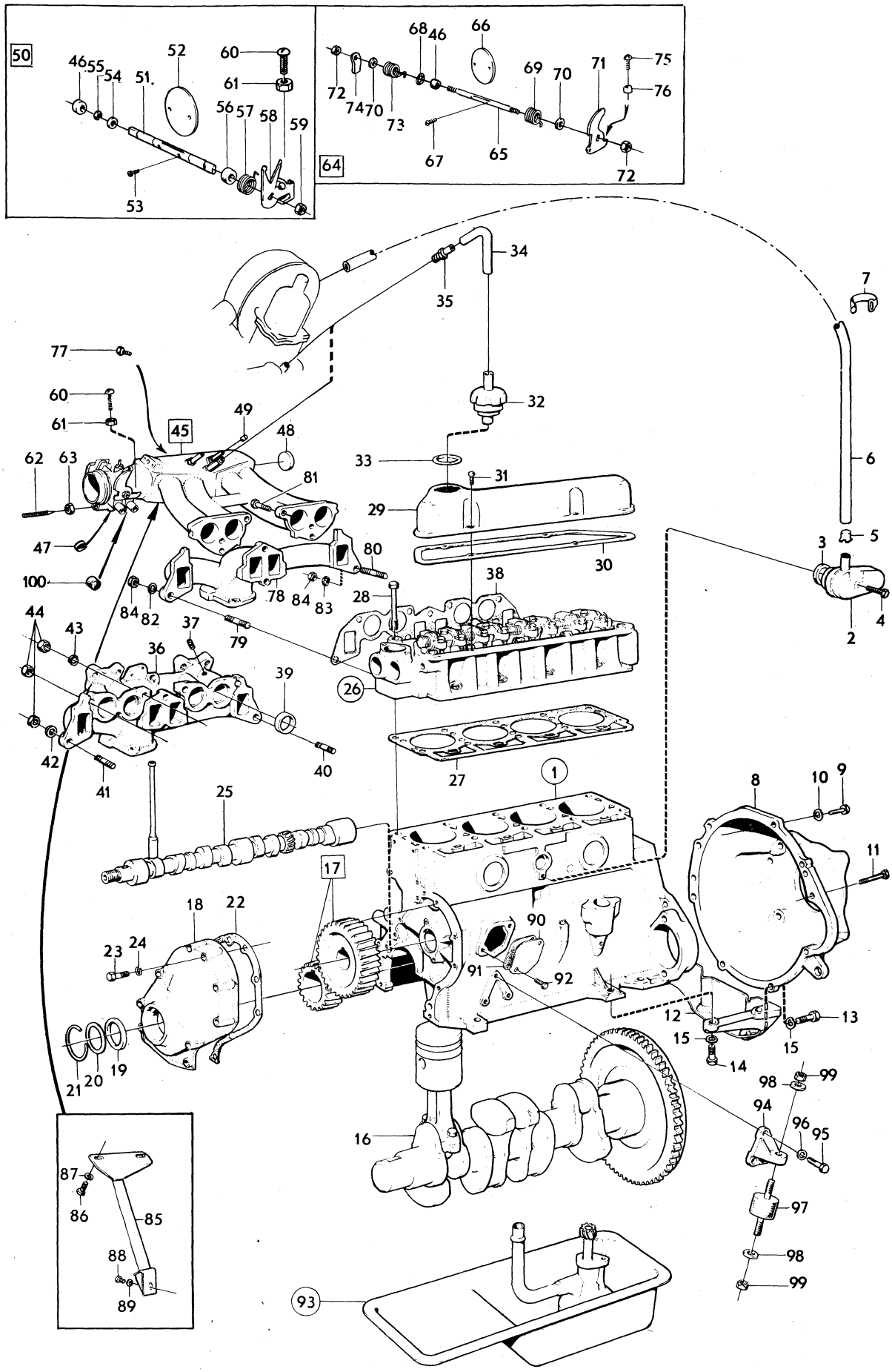

VOLVO PARTS
1 021 13477

Sida Page	Grupp Group	Motor med monterings–detaljer	Engine and installation components	Illustration 13477 1980–04	0050
6	2a				

	Pos. Fig.	Antal/Quantity B20A B20B	B20E B20F			Artikel nr Part No	Benämning	Description	Sats Kit	B P S R	Anmärkning Notes	
	62	–	1	–	–	943655-1	Ställskruv	Adjustment screw			10)	1980
	63	–	1	–	–	955835-4	Mutter	Nut			10)	2000
	64	–	–	–	–		Spjällaxel med monteringsdetaljer	Spindle with installations components		8	11)	2020 2040 2050
x	65	–	1	–	–	1218538-5	.Spjällaxel	.Spindle		3	(460840)	2060
	66	–	1	–	–	419758-8	.Spjällskiva	.Shutter plate				2080
	67	–	2	–	–	943781-5	.Skruv	.Screw		2		2100
	68	–	2	–	–	419568-1	.Gummiring	.Rubber ring	S			2120
	69	–	1	–	–	462829-3	.Fjäder	.Spring				2140
	70	–	2	–	–	462621-4	.Bricka	.Washer				21[illegible]
	71	–	1	–	–	682915-4	.Excenterhjul	.Excentric cam				21[illegible]
	72	–	2	–	–	950363-2	.Mutter	.Nut				2200
x	73	–	1	–	–	1276204-3	.Fjäder	.Spring		2	(462830)	2220
x	74	–	1	–	–	1218539-3	.Hävarm	.Lever		3	VXL M41. EXCL USA. VXL M40, BW35. EXCL CALIF (462875)	2240 2250 22[illegible] 22[illegible]
		–	1	–	–	462879-8	.Hävarm	.Lever			USA VXL M41. CALIF VXL M40,M41,BW35	2280 2300
		–	1	–	–	956080-6	..Skruv	..Screw			USA VXL M41. CALIF VXL M40,M41,BW35	2320 2340
		–	1	–	–	955780-2	..Mutter	..Nut			USA VXL M41. CALIF VXL M40,M41,BW35	2360 2380
	75	–	1	–	–	950023-2	.Ställskruv	.Adjustment screw				2400
	76	–	1	–	–	940092-0	.Mutter	.Nut				2420
	77	–	1	–	–	191026-4	Plugg	Plug				2440
	78	–	1	–	–	419728-1	Avgasrör	Exhaust manifold			ERS AV 1 ST 460894–9, 4 ST 16324–6	2460 2470
	79	–	6	–	–	953241-7	Pinnskruv	Stud			L 45	2480
	80	–	1	–	–	953243-3	Pinnskruv	Stud			L 50	2500
	81	–	2	–	–	942900-2	Skruv	Screw				2520
	82	–	6	–	–	419401-5	Bricka	Washer				2540
	83	–	3	–	–	941907-8	Fjädrande bricka	Resilient washer				2560
	84	–	7	–	–	955826-3	Mutter	Nut				2580
x	85	–	1	–	–	1218515-3	Stag	Stay		4	(460054)	2600
	86	–	2	–	–	940114-2	Skruv	Screw				2620
	87	–	2	–	–	960148-5	Bricka	Washer				264[illegible]
	88	–	1	–	–	940134-0	Skruv	Screw				26[illegible]
	89	–	1	–	–	460561-4	Distansring	Spacer ring				2680
	90	–	1	–	–		Lock	Cover		8		2700
	91	–	1	–	–	61830-6	Packning	Gasket				2720
	92	–	2	–	–	955523-6	Skruv	Screw				2740
	93	–	–	–	–		Smörjsystem	Lubricating system			SE SIDA 20, 1-B13	276[illegible]
	94	1	1	–	–	675456-8	Konsol, V	Bracket, L				27[illegible]
		1	1	–	–	675457-6	Konsol, H	Bracket, R				2800
	95	6	6	–	–	942900-2	Skruv	Screw				2820
	96	6	6	–	–	941907-8	Fjädrande bricka	Resilient washer				2840
	97	2	2	–	–	679080-2	Gummikudde	Rubber cushion				2860
	98	4	4	–	–	955896-6	Bricka	Washer				2880
	99	4	4	–	–	950365-7	Mutter	Nut				2900
	100	–	–	–	–		Gummihatt	Rubber cap			SE GRUPP 2C	2920
		–	–	–	–		Packningssats, helrenovering	Gasket kit, engine reconditioning				2940 2960
		1	1	–	–	275494-3	.Tilläggssats, helrenovering	.Complementary kit, engine reconditioning				2980 3000

10. 142 CH–393949. 144 CH–427999. 145 CH–210049.
11. 142 CH 393950–. 144 CH 428000–. 145 CH 210050–.

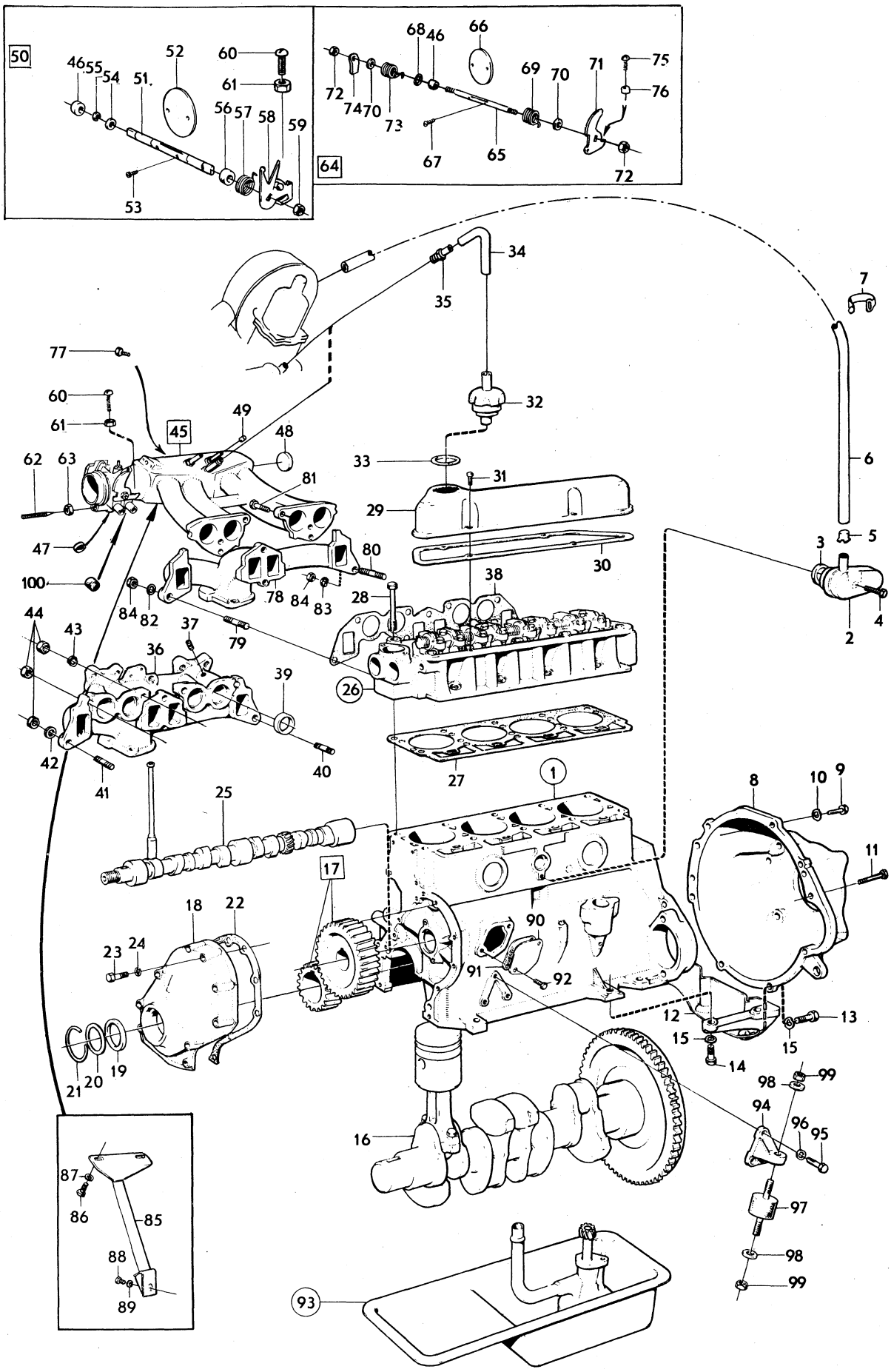

VOLVO PARTS
1 021 13477

Sida Page	Grupp Group	Motor med monterings–detaljer	Engine and installation components	Illustration	0050
8	2a			13477 1980–04	

Pos. Fig.	Antal/Quantity B20A B20B	B20E B20F			Artikel nr Part No	Benämning	Description	Sats Kit	B P S R	Anmärkning Notes	
	1	1	–	–		.Packningssats, sotning	.Gasket kit, decarbonizing				3020 3040
	1	–	–	–	275480-2	..Packningssats, insugnings–och avgasrör	..Gasket kit, induktion and exhaust manifold				3060 3070 3080
	–	1	–	–	275552-8	..Packningssats insugnings–och avgasrör	..Gasket kit, induktion and exhaust manifold				3100 3120 3130
	1	–	–	–	275559-3	..Tilläggssats, sotning	..Complementary kit, decarbonizing			1) B20A TID UTF	3140 3160
	1	–	–	–	275560-1	..Tilläggssats, sotning	..Complementary kit, decarbonizing			2) B20A SEN UTF	3[illegible] 3200
	1	1	–	–	275553-6	..Tilläggssats, sotning	..Complementary kit, decarbonizing			B20B, B20E(498268–498271, 498288, 498289, 498066)	3220 3240 3260
	–	1	–	–	275560-1	..Tilläggssats, sotning	..Complementary kit, decarbonizing			B20B(498038–498041, 498056, 498057, 498052). B20F	3280 3[illegible] 3320
	1	1	–	–	275701-1	Låsbrickssats	Lock washer kit				3340
	–	–	–	–							3360

1. B20A (498250) MO–101587. B20A (498251) MO–10626. B20A (498252) MO–10689. B20A (498253) MO –7000 B20A (498064) MO–210.
2. B20A(498250) MO 101588–. B20A(498251) MO 10627–.B20A(498252) MO 10690–. B20A(498253) MO 7001–. B20A(498064) MO 211–. B20A(498030–498033,498050).

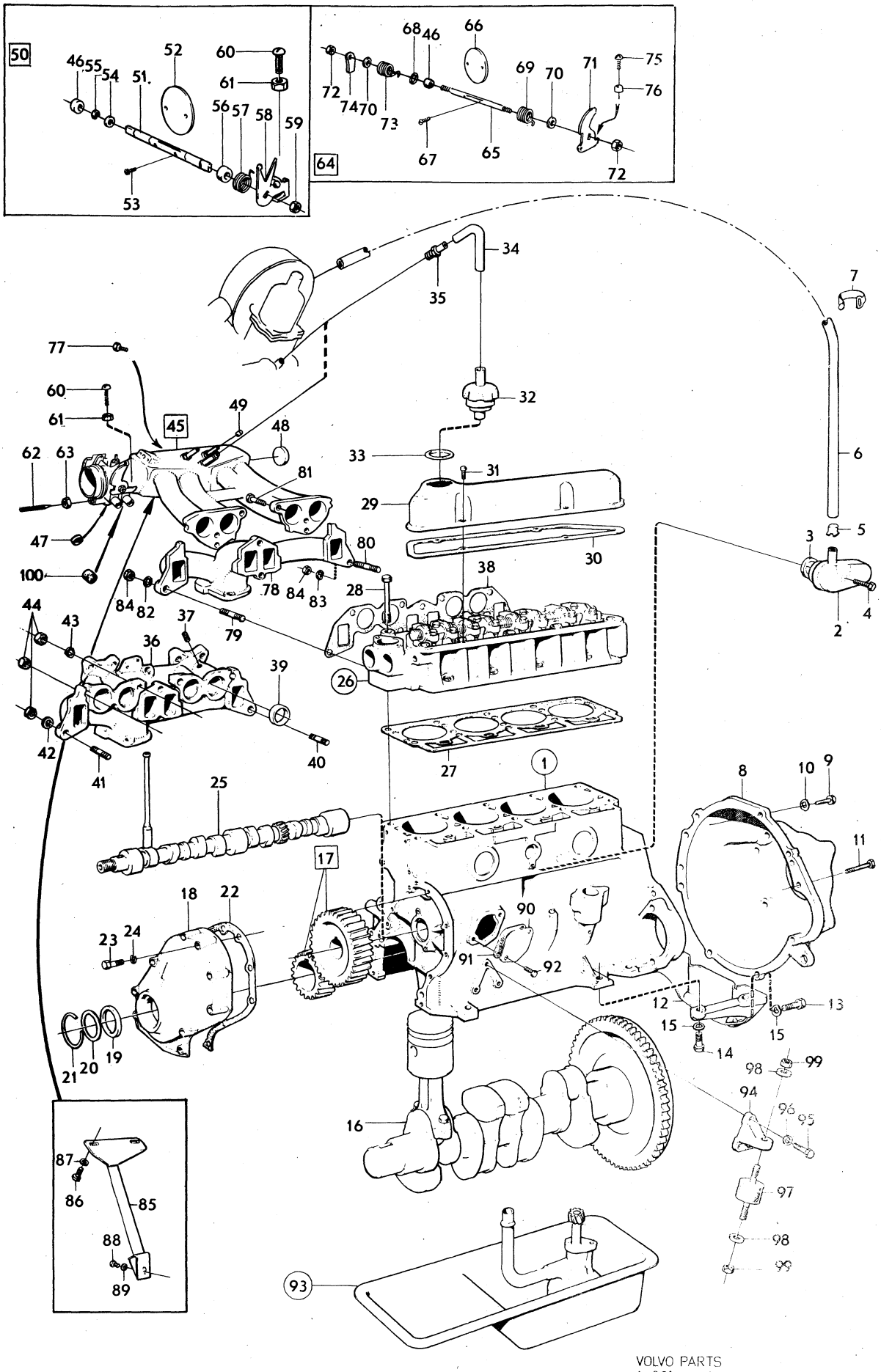

VOLVO PARTS
1 021 13477

Sida Page	Grupp Group	Cylinderblock	Cylinder block	Illustration	0100
10	2a			9276 1980–04	

	Pos. Fig.	Antal/Quantity				Artikel nr Part No	Benämning	Description	Sats Kit	B P S R	Anmärkning Notes	
x	1	1	–	–	–	460918-6	Cylinderblock	Cylinder block		5	(462932)	1010
	2	5	–	–	–		.Lageröverfall	.Bearing cap		8		1020
	3	10	–	–	–	942852-5	.Skruv	.Screw			1/2UNCX80. TID UTF	1030
		10	–	–	–	945799-5	.Skruv	.Screw		2	M12X80. SEN UTF	1035
	4	1	–	–	–	430119-8	.Bussning	.Bushing				1040
	5	1	–	–	–	418249-9	.Bussning	.Bushing				1050
	6	1	–	–	–	418250-7	.Bussning	.Bushing				1060
	7	1	–	–	–	418251-5	.Bussning	.Bushing				1070
x	8	6	–	–	–	463904-3	.Expansionsplugg	.Expander plug		2	(418718)	1080
x	9	1	–	–	–	463902-7	Expansionsplugg	Expander plug		2	(418677)	1090
	10	2	–	–	–	952075-0	Propp	Plug				1[illegible]
	11	1	–	–	–	418416-4	Nippel	Nipple				1110
	12	2	–	–	–	19730-1	Pinne	Pin				1120
	13	ERF	–	–	–	942734-5	Propp	Plug				1140

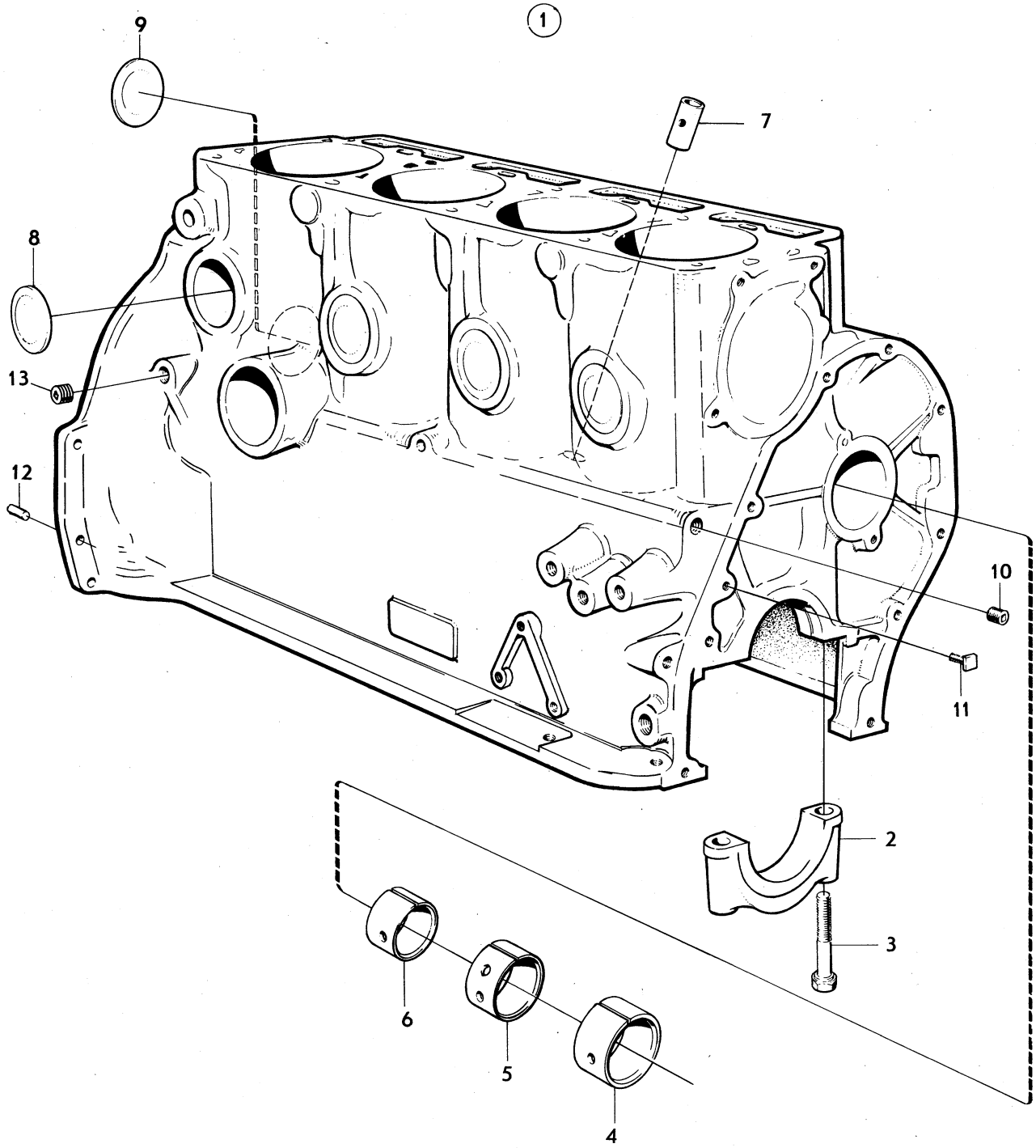

VOLVO
KA9276

Sida Page	Grupp Group	Vevrörelse	Crankshaft and related parts	Illustration
12	2a			11687 1980–04

Pos. Fig.	Antal/Quantity				Artikel nr Part No	Benämning	Description	Sats Kit	B P S R	Anmärkning Notes	
1	4	–	–	–		Kolvsats	Piston kit				0020
	–	–	–	–	272002-7	..Std	..Std			10, 12) MÄRKT D	0040
	–	–	–	–	272008-4	..Std	..Std			11, 12) MÄRKT D	0060
	–	–	–	–	272003-5	..0,03 mm öd	..0,03 mm os			10) MÄRKT G	0080
	–	–	–	–	272009-2	..0,03 mm öd	..0,03 mm os			11) MÄRKT G	0100
	–	–	–	–	272012-6	..0,381 mm öd	..0,381 mm os			10)	0120
	–	–	–	–	272011-8	..0,381 mm öd	..0,381 mm os			11)	0140
	–	–	–	–	272004-3	..0,762 mm öd	..0,762 mm os			10)	0160
	–	–	–	–	272010-0	..0,762 mm öd	..0,762 mm os			11)	0180
2	4	–	–	–		.Kolv	.Piston	S			0200
3	4	–	–	–		.Kolvbult	.Gudgeon pin				[illegible]
	–	–	–	–	419329-8	...Std	...Std			10)	[illegible]
	–	–	–	–	463096-8	...Std	...Std			11)	0260
	–	–	–	–	419649-9	...0,05 mm öd	...0,05 mm os			11)	0280
	–	–	–	–	463534-8	...0,05 mm öd	...0,05 mm os			11)	0300
4	8	–	–	–	914510-3	.Låsring	.Circlip	S		10)	0320
	8	–	–	–	945848-0	.Låsring	.Circlip	S		11)	[illegible]
5	4	–	–	–		.Kolvringssats	.Piston ring set				[illegible]
x	–	–	–	–	275334-1	...Std	...Std		2	(275306)	0380
x	–	–	–	–	275335-8	...0,381 mm öd	...0.381 mm os		3	(275314)	0400
x	–	–	–	–	275336-6	...0,762 mm öd	...0,762 mm os		5	(275307)	0420
6	4	–	–	–		..Kompressionsring	..Compression ring	S			0440
7	4	–	–	–		..Kompressionsring	..Compression ring	S			0460
8	4	–	–	–		..Oljering	..Oil ring	S			0480
9	4	–	–	–	419537-6	Vevstake	Connecting rod			10)	0500
	4	–	–	–	463021-6	Vevstake	Connecting rod			11)	0520
10	4	–	–	–	418295-2	.Bussning	.Bushing			10)	0540
	4	–	–	–	463092-7	.Bussning	.Bushing			11)	0560
11	8	–	–	–	415223-7	.Skruv	.Bolt			10)	0580
	8	–	–	–	463090-1	.Skruv	.Bolt			11)	0600
12	8	–	–	–	191410-0	.Mutter	.Nut			10)	0620
	8	–	–	–	463643-7	.Mutter	.Nut			11)	0640
13	1	–	–	–		Vevlagersats	Big–end bearing kit				0660
	–	–	–	–	271051-5	..Std	..Std			10)	0680
	–	–	–	–	271063-0	..Std	..Std			11)	0700
	–	–	–	–	271052-3	..0,254 mm ud	..0,254 mm us			10)	0720
	–	–	–	–	271064-8	..0,254 mm ud	..0,254 mm us			11)	0740
	–	–	–	–	271053-1	..0,508 mm ud	..0,508 mm us			10)	[illegible]
	–	–	–	–	271065-5	..0,508 mm ud	..0,508 mm us			11)	[illegible]
	4	–	–	–		.Lagerskål, övre	.Bearing shell upper	S			0800
	4	–	–	–		.Lagerskål, undre	.Bearing shell lower	S			0820
14	1	–	–	–	418593-0	Vevaxel	Crankshaft			10)	0840
	1	–	–	–	462619-8	Vevaxel	Crankshaft			11)	0860
15	5	–	–	–		Lageröverfall	Bearing cap			SE SIDA 10, 1-B03	[illegible]
16	1	–	–	–		Ramlagersats	Main bearing kit				[illegible]
	–	–	–	–	271214-9	..Std	..Std				0920
	–	–	–	–	271215-6	..0,254 mm ud	..0,254 mm ud				0940
	–	–	–	–	271216-4	..0,508 mm ud	..0,508 mm us				0960
	5	–	–	–		.Lagerskål, övre	.Bearing shell, upper	S			0980
	5	–	–	–		.Lagerskål, undre	.Bearing shell, lower	S			1000
17	1	–	–	–		Vevaxeldrev	Crankshaft gear	S		SE SIDA 2, 1-A19	1020
18	1	–	–	–	418264-8	Nav	Hub				1040
19	1	–	–	–	910123-9	Kil	Key			10)	1060
	1	–	–	–	910121-3	Kil	Key			11)	1080
20	1	–	–	–	460783-4	Remskiva, alt 1	Pulley, alt 1			US. EXCL AIR–	1100
										CONDITIONING	1120

10. 142 CH–393949. 144 CH–427999. 145 CH–210049.
11. 142 CH 393950–. 144 CH 428000–. 145 CH 210050–.
12. För kolvar märkta C, D, E. For pistons marked C, D or E. Für Kolben mit Erkennung C, D od. E.
Para pistones marcados C, D y E. Pour pistons marqués C, D, E.

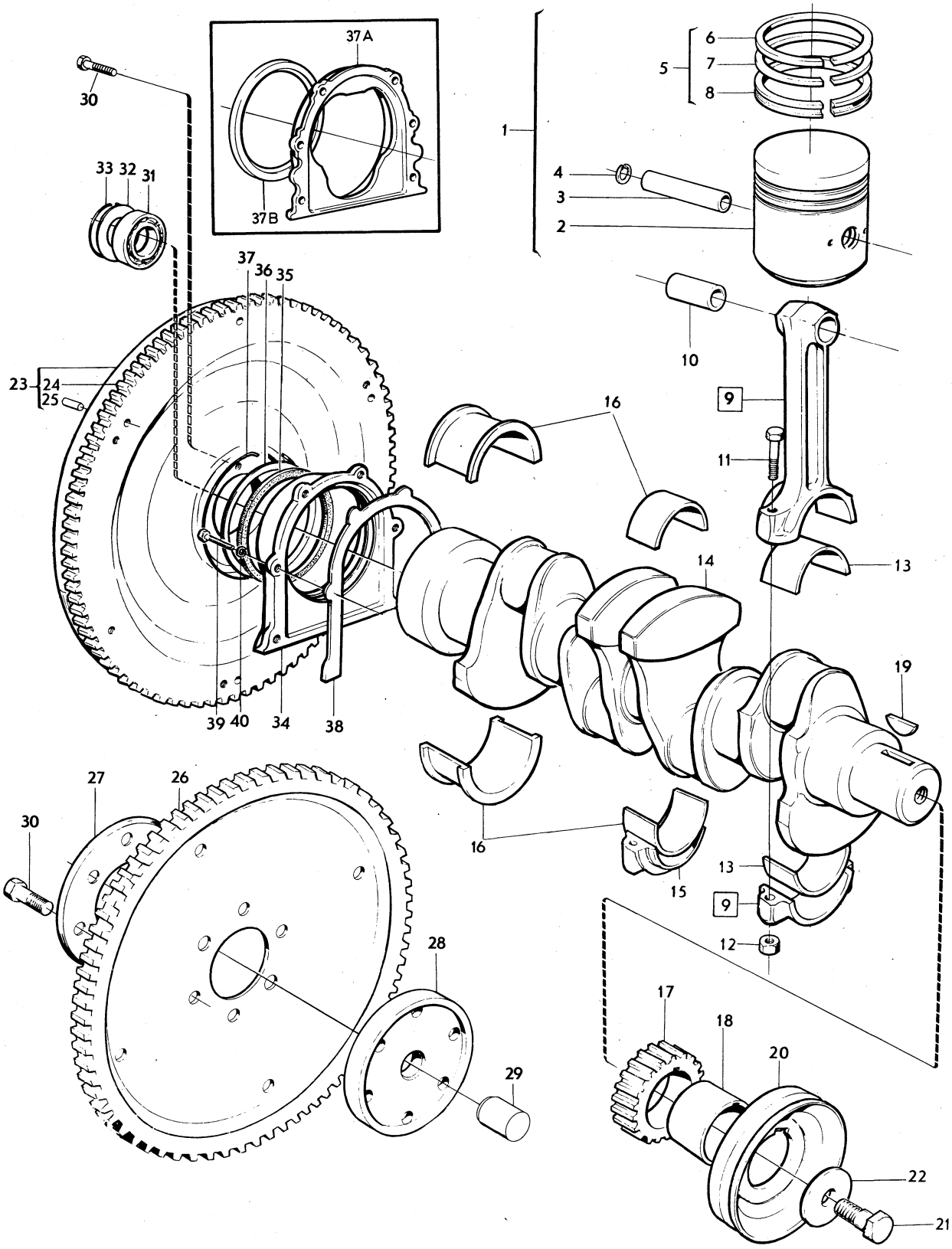

VOLVO PARTS
1 021 11687

Sida Page	Grupp Group	Vevrörelse	Crankshaft and related parts	Illustration	0150
14	2a			11687 1980–04	

	Pos. Fig.	Antal/Quantity				Artikel nr Part No	Benämning	Description	Sats Kit	B P S R	Anmärkning Notes	
		1	–	–	–	460329-6	Remskiva, inre, alt 2	Pulley, inner, alt 2			MS ALT	1140
											AIR–CONDITIONING	1160
		1	–	–	–	460328-8	Remskiva, yttre, alt 2	Pulley, outer alt 2			MS ALT	1180
											AIR–CONDITIONING	1200
	21	1	–	–	–	921692-0	Skruv för 460783	Screw for 460783			10) L 45	1220
		1	–	–	–	962912-2	Skruv för 460783	Screw for 460783			11) L 75	1240
		1	–	–	–	955724-0	Skruv för 460329, 460328	Screw for 460329, 460328			10) L 51	1260
		1	–	–	–	962913-0	Skruv för 460329, 460328	Screw for 460329, 460328			11) L 80	1280
	22	1	–	–	–	460511-9	Bricka för 460783	Washer for 460783			D 50	1300
		1	–	–	–	460327-0	Bricka för 460329, 460328	Washer for 460329, 460328			D 54	1320
												1340
	23	1	–	–	–	419634-1	Svänghjul	Flywheel			10) M40, M41	1360
		1	–	–	–	463081-0	Svänghjul	Flywheel			11) M40, M41	1380
	24	1	–	–	–	419633-3	.Kuggkrans	.Ring gear			M40, M41	1400
	25	–	–	–	–	191873-9	.Styrpinne	.Guide pin			M40, M41	1420
	26	1	–	–	–	460459-1	Medbringarplåt med kuggkrans	Carrier plate with ring gear			10) BW35	1440
												1460
x		1	–	–	–	1219065-8	Medbringarplåt med kuggkrans	Carrier plate whit ring gear		3	11) BW35 (463084)	1480 1500
	27	1	–	–	–	460457-5	Stödplåt	Support plate			10) BW35	1520
		1	–	–	–	463087-7	Stödplåt	Support plate			11) BW35	1540
	28	1	–	–	–	460456-7	Medbringarfläns	Flange			10) BW35	1560
		1	–	–	–	463088-5	Medbringarfläns	Flange			11) BW35	1580
	29	1	–	–	–	460455-9	Styrbussning	Guide bushing			BW35	1600
	30	6	–	–	–	944741-8	Skruv	Screw			10)	1620
		8	–	–	–	946379-5	Skruv	Screw			11)	1640
	31	1	–	–	–	11009-8	Kullager	Ball bearing			M40, M41	1660
	32	1	–	–	–	418663-1	Skyddsplåt	Protector plate			M40, M41	1680
	33	1	–	–	–	191848-1	Låsring	Circlip			M40, M41	1700
	34	1	–	–	–	418238-2	Tätningsfläns	Seal flange			15) ALT 1	1720
	35	1	–	–	–	418621-9	Filtring	Felt ring	S		15) ALT 1	1740
	36	1	–	–	–	418625-0	Hållare	Retainer			15) ALT 1	1760
	37	1	–	–	–	418623-5	Låsring	Circlip	S		15) ALT 1	1780
x	37a	1	–	–	–	1218634-2	Tätningsfläns	Seal flange		4	16) ALT 2 (462729)	1800 1820
	37b	1	–	–	–	430118-0	Tätning	Seal			16) ALT 2	1840
x	38	1	–	–	–	430134-7	Packning	Gasket	S		(418257)	1860
	39	6	–	–	–	940100-1	Skruv	Screw				1880
	40	6	–	–	–	941906-0	Fjädrande bricka	Resilient washer				1900

10. 142 CH–393949. 144 CH–427999. 145 CH–210049.
11. 142 CH 393950–. 144 CH 428000–. 145 CH 210050–.
15. Excl B20A(498032, 498033) B20B(498036, 498037) B20E(498040, 498041) B20F(498048, 498049, 498060, 498061)
16. B20A(498032, 498033) B20B(498036, 498037) B20E(498040, 498041) B20F(498048, 498049, 498060, 498061)

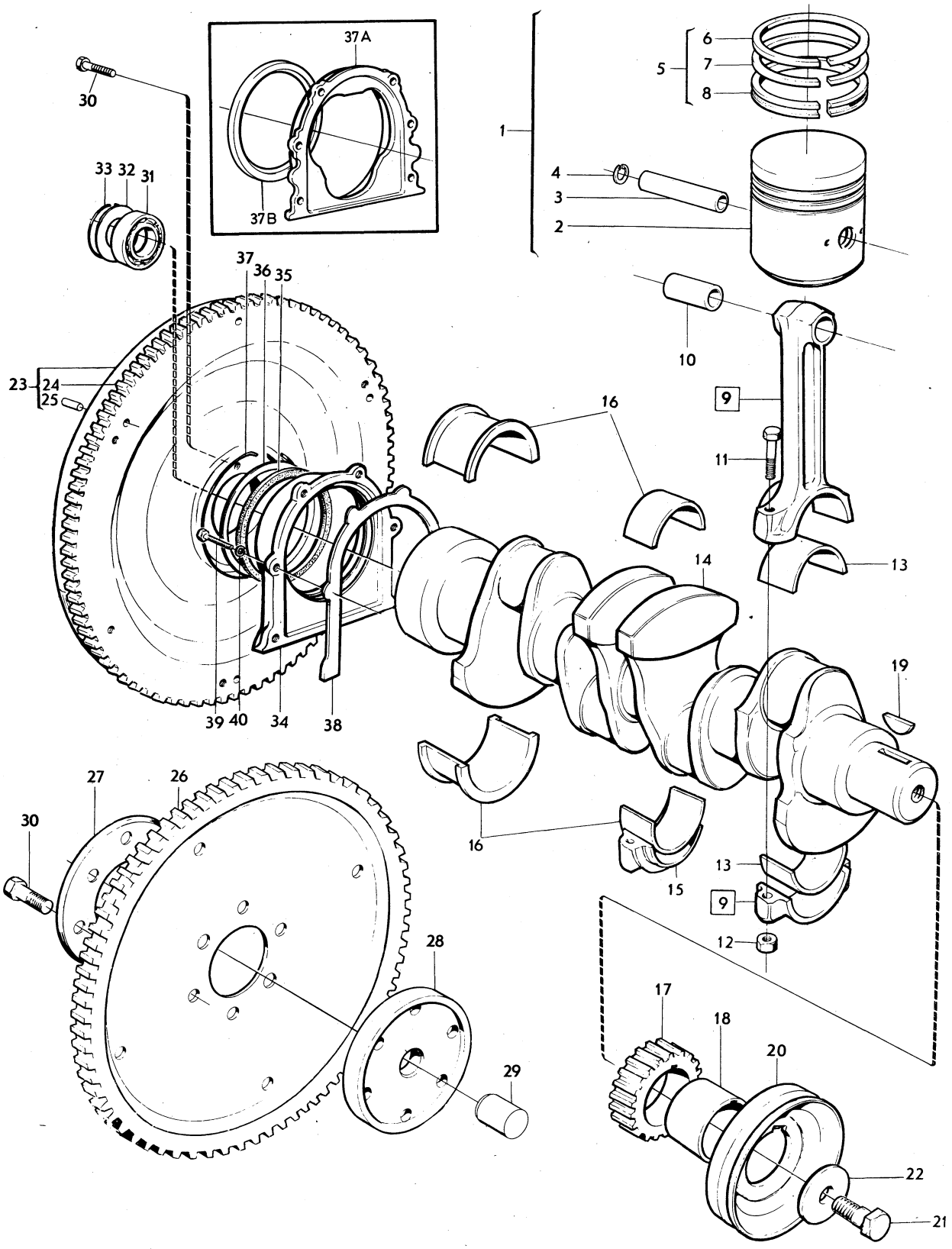

VOLVO PARTS
1 021 11687

Sida Page	Grupp Group	Kamaxel	Camshaft	Illustration	0200
16	2a			10335 1980–04	

	Pos. Fig.	Antal/Quantity				Artikel nr Part No	Benämning	Description	Sats Kit	B P S R	Anmärkning Notes	
	1	1	–	–	–	460490-6	Kamaxel	Camshaft			B20A.	1010
x		1	–	–	–	1218579-9	Kamaxel	Camshaft		2	B20B	1015
											(460488)	1016
x		1	–	–	–	1218580-7	Kamaxel	Camshaft		2	B20E(498268–498271,	1020
											498288, 498289).	1021
											B20F(498058,498059.	1022
											498062,498063,498284,	1023
											498285, 498049)	1024
											(460487)	1025
x		1	–	–	–	1218630-0	Kamaxel	Camshaft		2	B20E(498038–498041,	1030
											498056, 498057)	1031
											B20F(498049, 498060,	1032
											498061)	1033
											(462613)	1034
	2	1	–	–	–		Bussning	Bushing			SE SIDA 10, 1-B03	1040
	3	1	–	–	–		Bussning	Bushing			SE SIDA 10, 1-B03	1050
	4	1	–	–	–		Bussning	Bushing			SE SIDA 10, 1-B03	1060
	5	1	–	–	–		Expansionsplugg	Expander plug			SE SIDA 10, 1-B03	1070
	6	1	–	–	–	418363-8	Distansring	Spacer ring				1080
	7	1	–	–	–	419681-2	Tryckfläns	Pressure flange	S			1090
	8	2	–	–	–	943455-6	Skruv	Screw	S			1100
	9	1	–	–	–		Kamaxeldrev	Camshaft gear			SE SIDA 2, 1-A19	1110
	10	1	–	–	–	910118-9	Kil	Key				1120
	11	1	–	–	–	150169-1	Mutter	Nut				1130
x	12	8	–	–	–	1218630-0	Ventillyftare	Valve lifter		2	(418423)	1140
	13	8	–	–	–	418304-2	Tryckstång	Push rod				1150

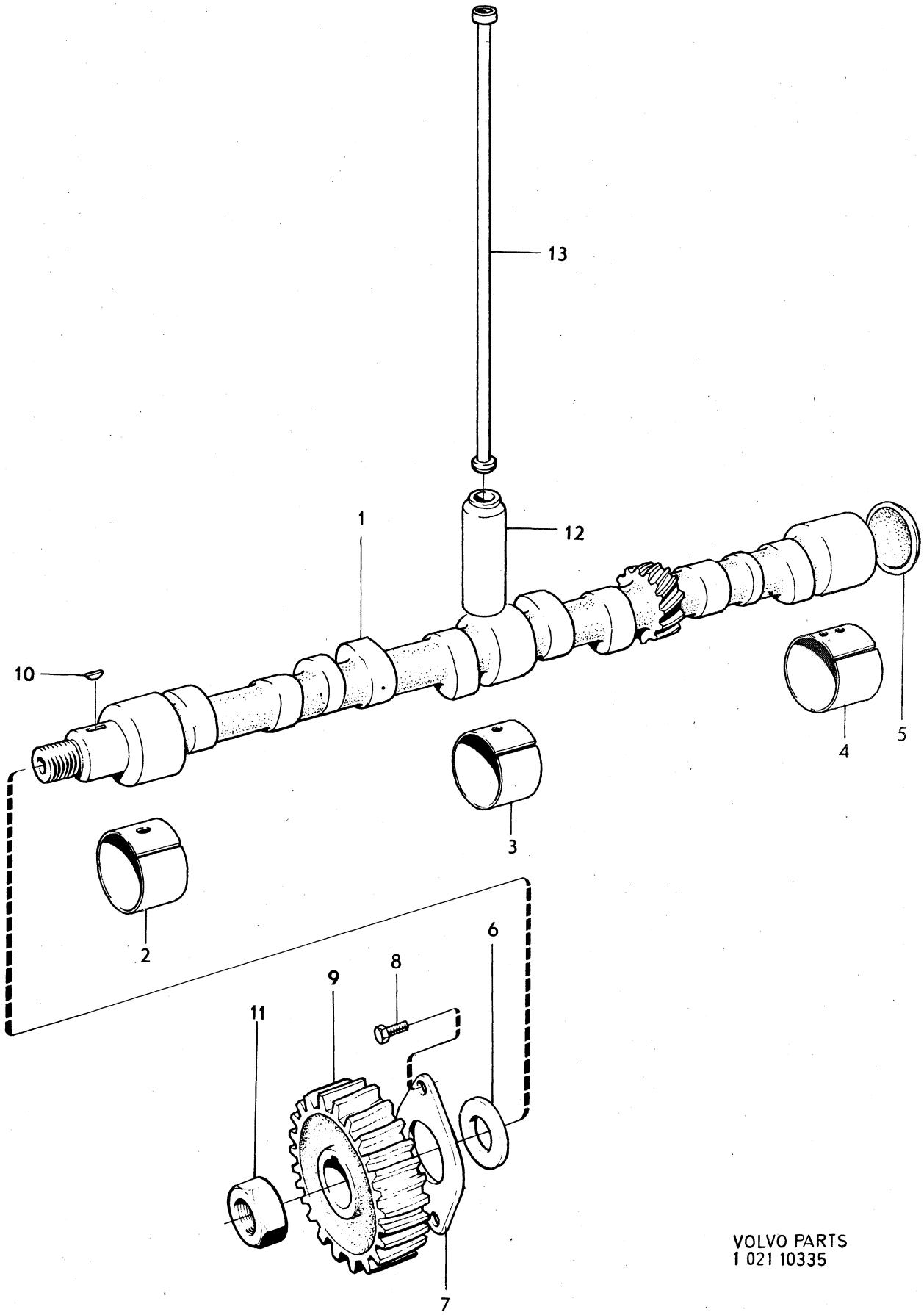

VOLVO PARTS
1 021 10335

Sida Page	Grupp Group	Cylinderlock	Cylinder head	Illustration
18	2a			10336 1980–04

	Pos. Fig.	Antal/Quantity				Artikel nr Part No	Benämning	Description	Sats Kit	B P S R	Anmärkning Notes	
	1	1	–	–	–	460902-0	Cylinderlock	Cylinder head			1) B20A	0020
											ERS AV 1 ST 1218653–2,	0040
											1 ST 462743–6,	0060
											1 ST 955534–3,	0080
											1 ST 462623–0,	0100
											1 ST 418657–3,	0120
											1 ST 418655–7	0140
		1	–	–	–	460801-4	Cylinderlock	Cylinder head		4	13) B20A	0160
											ERS AV 1 ST 1218653–2,	0180
											1 ST 462743–6,	0200
											1 ST 955534–3	0220
x		1	–	–	–	1218653-2	Cylinderlock	Cylinder head		3	14) B20A	40
											(462696)	0260
		1	–	–	–	460914-5	Cylinderlock	Cylinder head		3	B20B(498256–498259,	0280
											498065).	0300
											ERS AV 1 ST 462889–7,	0320
											1 ST 462743–6,	0340
											1 ST 955534–3	60
x		1	–	–	–	462889-7	Cylinderlock	Cylinder head		3	B20B(498034–498037,	0380
											498051)	0400
											(462700)	0410
x		1	–	–	–	1218710-0	Cylinderlock	Cylinder head		3	B20E	0420
x		1	–	–	–	1218712-6	Cylinderlock	Cylinder head		3	B20F	0440
	2	4	–	–	–	419652-3	.Ventilstyrning, insugning	.Valve guide, instake				0460 0470
		4	–	–	–	419653-1	.Ventilstyrning, utblåsning	.Valve guide, exhaust				0480 0490
	3	1	–	–	–	418466-9	.Vattenfördelningsrör	.Water distributor pipe				0500
x	4	2	–	–	–	463903-5	.Expansionsplugg	.Expander plug		2	D 35	0520
											(418717)	0540
x	5	1	–	–	–	463904-3	.Expansionsplugg	.Expander plug		2	D 45	0560
											(418718)	0580
	6	3	–	–	–	950586-8	Styrpinne	Guide pin			B20E–F	0600
	7	1	–	–	–	418213-5	Tätningsfläns	Seal flange			B20A–B	0620
	8	1	–	–	–	418214-3	Packning	Gasket	S		B20A–B	0640
	9	2	–	–	–	955512-9	Skruv	Screw			B20A–B	0660
	10	2	–	–	–	941906-0	Fjädrande bricka	Resilient washer				0680
	11	4	–	–	–	419766-1	Insugningsventil	Inlet valve				0700
	12	4	–	–	–	419640-8	Avgasventil	Exhaust valve			B20A–B	20
		4	–	–	–	419735-6	Avgasventil	Exhaust valve			B20E–F	0740
	13	8	–	–	–	418737-3	Ventilfjäder	Valve spring				0760
x	14	8	–	–	–	460181-1	Bricka	Washer		2	(419644)	0780
	15	16	–	–	–	419643-2	Lås	Lock				0800
	16	8	–	–	–	419702-6	Ventiltätning	Valve seal	S			0820
	17	4	–	–	–	418206-9	Lagerbock	Bearing bracket				40
	18	4	–	–	–	191689-9	Skruv	Screw				0860
	19	1	–	–	–	418305-9	Vipparmsaxel	Rocker arm shaft				0880
	20	2	–	–	–	955083-1	.Hattplugg	.Plug				0900
	21	4	–	–	–	418301-8	Vipparm	Rocker arm			NR 1,3,5,7	0920
	22	4	–	–	–	418298-6	Vipparm	Rocker arm			NR 2,4,6,8	0940
	23	8	–	–	–	418297-8	.Bussning	.Bushing				0960
	24	8	–	–	–	418286-1	.Kulbult	.Ball stud				0980
	25	8	–	–	–	921781-1	.Mutter	.Nut				1000
	26	3	–	–	–	418426-3	Fjäder	Spring				1020
	27	2	–	–	–	411140-7	Fjäder	Spring				1040
	28	2	–	–	–	914456-9	Låsring	Circlip	S			1060

1. B20A (498250) MO–101587. B20A (498251) MO–10626. B20A (498252) MO–10689. B20A (498253) MO –7000 B20A (498064) MO–210.
13. B20A(498250) MO 101588–. B20A(498251) MO 10627–. B20A(498252) MO 10690–. B20A(498253) MO 7001–. B20A(498064) MO 211–.
14. B20A(498030–498033, 498050).

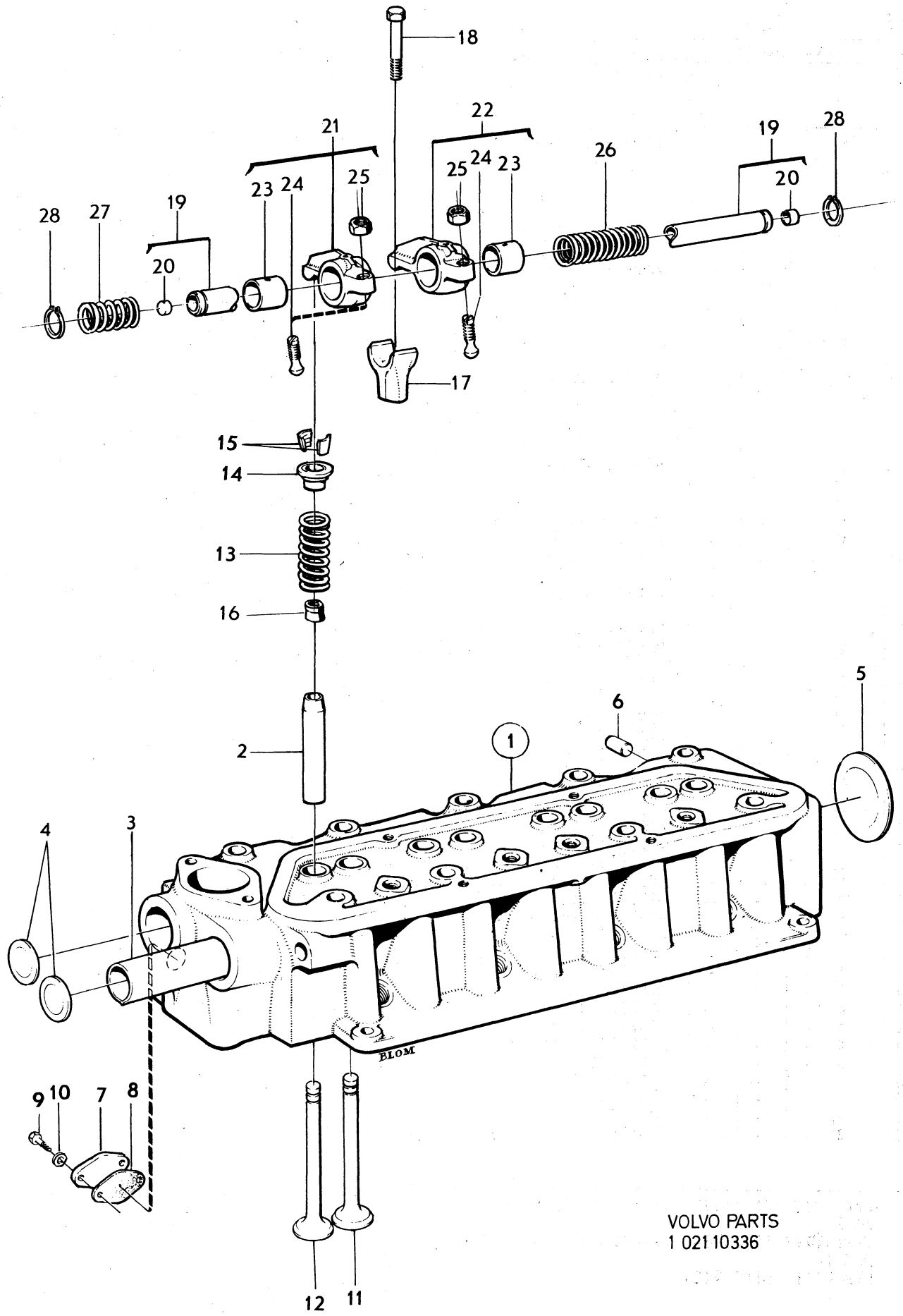

VOLVO PARTS
1 021 10336

Sida Page	Grupp Group	Smörjsystem	Lubricating system	Illustration
20	2a			10334 1980–04

	Pos. Fig.	Antal/Quantity				Artikel nr Part No	Benämning	Description	Sats Kit	B P S R	Anmärkning Notes	
x	1	1	–	–	–	1218706-8	Oljepump	Oil pump		2	(419542)	0020
	2	1	–	–	–		.Hus	.Housing		8		0040
	3	2	–	–	–	18130-5	..Bussning	..Bushing			TID UTF	0060
	4	1	–	–	–	430112-3	.Kuggdrev	.Gear				0080
	5	1	–	–	–		..Axel	..Shaft		8		0100
	6	1	–	–	–		..Kuggdrev	..Gear		8		0120
	7	1	–	–	–	430114-9	.Kugghjul	.Gear				0140
	8	1	–	–	–	400605-2	.Kula	.Ball			TID UTF	0160
	9	1	–	–	–	430161-0	.Fjäder	.Spring			TID UTF	0180
x		1	–	–	–	1219532-7	.Kolv	.Piston		2	SEN UTF	0200
x		1	–	–	–	1219536-8	.Fjäder	.Spring		2	SEN UTF	[illegible]
x		1	–	–	–	1219666-3	.Styrpinne	.Guide pin		2	SEN UTF	[illegible]
x	10	1	–	–	–	1218707-6	.Lock	.Cover		3	(419543)	0260
	11	2	–	–	–	955513-7	.Skruv	.Screw			L 19	0280
		2	–	–	–	940117-5	.Skruv	.Screw			L 32	0300
	12	4	–	–	–	941906-0	.Fjädrande bricka	.Resilient washer				0320
	13	1	–	–	–	418288-7	.Sil	.Strainer				[illegible]
	14	1	–	–	–	418289-5	.Låstråd	.Lock wire	S			[illegible]
	15	2	–	–	–	940135-7	Skruv	Screw				0380
	16	2	–	–	–	941907-8	Fjädrande bricka	Resilient washer				0400
	17	1	–	–	–	418277-0	Drivhjul med axel	Drive gear and shaft				0420
	18	1	–	–	–		Bussning	Bushing			SE SIDA 6	0440
	19	1	–	–	–	419539-2	Tryckrör	Delivery pipe				0460
	20	2	–	–	–	418360-4	Gummiring	Rubber ring	S			0480
x	21	1	–	–	–	463587-6	Packning	Gasket	S	1	(418262)	0500
	22	1	–	–	–	418260-6	Oljesump	Sump				0520
	23	1	–	–	–	190798-9	Propp	Plug				0540
	24	1	–	–	–	18818-5	Packning	Packing	S			0560
	25	1	–	–	–	191086-8	Propp	Plug				0580
	26	1	–	–	–	18822-7	Packning	Packing	S			0600
	27	18	–	–	–	942624-8	Skruv	Screw				0620
	28	1	–	–	–	418645-8	Rör	Pipe			18, 19) B20A–B. B20E–F	0640
											TID UTF	0660
		1	–	–	–	462826-9	Rör	Pipe		3	20) B20E–F SEN UTF	0680
	29	1	–	–	–	418643-3	Oljemätsticka	Dipstick			18) B20A–B. B20E–F VST	0700
											TID UTF.	0720
		1	–	–	–	419824-8	Oljemätsticka	Dipstick			19) B20E–F HST TID UTF	0740
		1	–	–	–	462827-7	Oljemätsticka	Dipstick		3	20) B20E–F SEN UTF	[illegible]
	30	1	–	–	–	418432-1	Oljefilter	Oil filter	S			[illegible]
	31	1	–	–	–	418440-4	Nippel	Nipple			8)	0800
		1	–	–	–	460232-2	Nippel	Nipple			9)	0820
	32	1	–	–	–	460233-0	Oljekylare, alt 1	Oil cooler, alt 1			9) STD. ERS AV 1 ST	0840
											462663–6, 1 ST 946681–4.	0860
		1	–	–	–	462663-6	Oljekylare, alt 2	Oil cooler, alt 2			9, 17)	[illegible]
	33	1	–	–	–	952070-1	.Propp	.Plug				[illegible]
	34	1	–	–	–	925255-2	Tätningsring för	Seal ring for	S		9)	0920
							460233	460233				0940
		1	–	–	–	946681-4	Tätningsring för	Seal ring for	S		9)	0960
							462663	462663				0980
	35	1	–	–	–	418411-5	Tätningsring	Seal ring	S		9)	1000

8. Utan oljekylare. Without oil cooler. Sans refroidisseur d'huile. Ohne Ölkühler. Sin enfriador de aceite.
9. Med oljekylare. With oil cooler. Avec refroidisseur d'huile. Mit Ölkühler. Con enfriador de aceite.
17. Reservdelsutförande. Replacement unit. Version pièce détachée. Ersatzteilausführung. Versión de repuesto.
18. B20A–B. B20E(498268, 498269, 498066, 498052), B20E(498038) MO –4322, B20E(498039) MO –2928. B20F(498062, 498063, 498284, 498285, 498067, 498053), B20F(498048, MO –29664, B20F(498049) MO –24538.
19. B20E(498270, 498271), B20E(498040) MO –1722, B20E(498041) MO –3258. B20F(498058, 498059), B20F(498060) MO –2445, B20F(498061) MO –1415.
20. B20E(498038) MO 4323–, B20E(498039) MO 2929–, B20E(498040) MO 1723–, B20E(498041) MO 3259–. B20F(498048) MO 29665–, B20F(498049) MO 24539–, B20F(498060) MO 2446–, B20F(498061) MO 1416–.

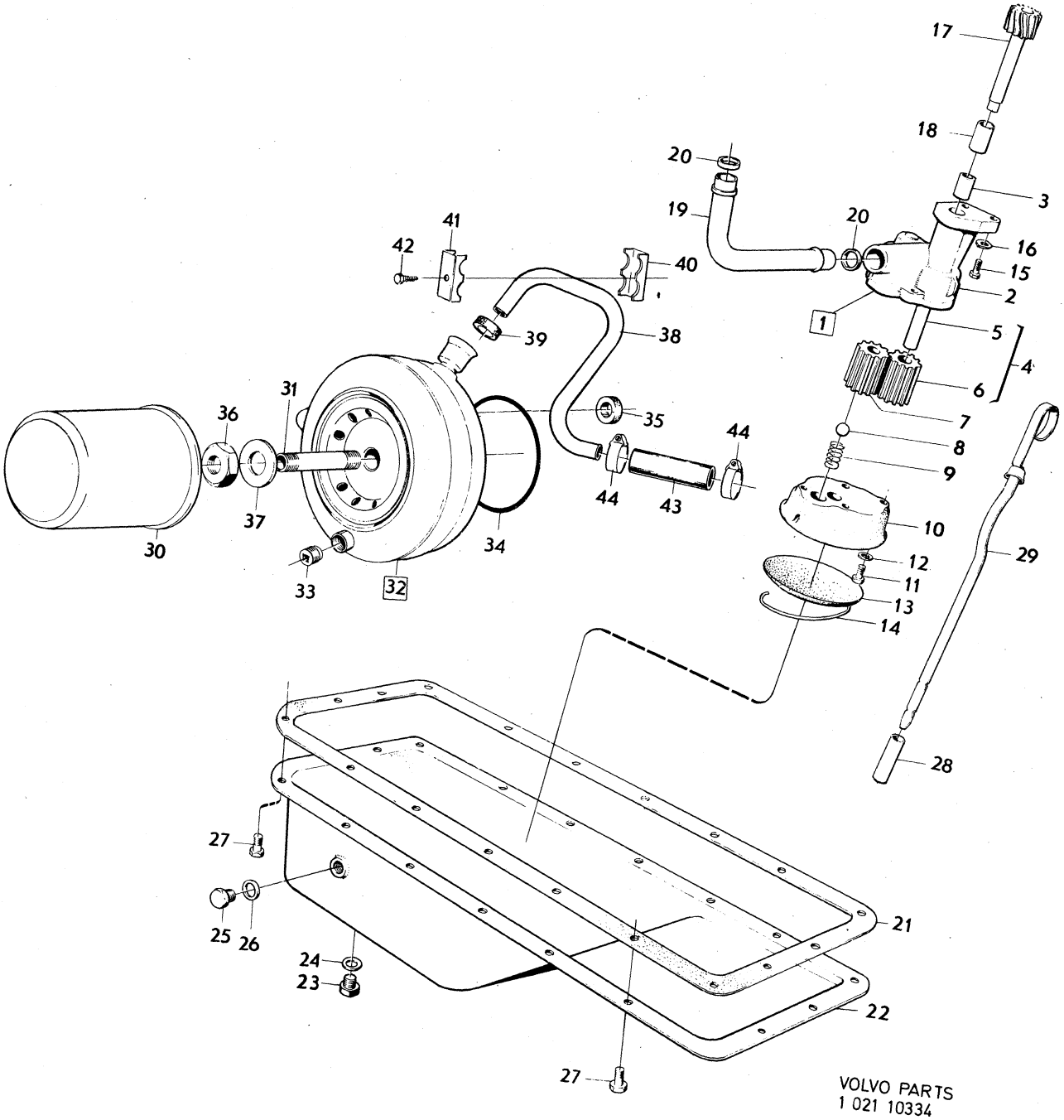

VOLVO PARTS
1 021 10334

Sida Page	Grupp Group	Smörjsystem	Lubricating system	Illustration	0300
22	2a			10334 1980–04	

Pos. Fig.	Antal/Quantity				Artikel nr Part No	Benämning	Description	Sats Kit	B P S R	Anmärkning Notes	
36	1	–	–	–	191701-2	Mutter	Nut			9)	1020
37	1	–	–	–	824589-6	Bricka	Washer			9)	1040
38	1	–	–	–	460362-7	Vattenavloppsrör	Water outlet pipe			9)	1060
39	1	–	–	–	418411-5	Tätningsring	Seal ring	S		9)	1080
40	1	–	–	–	460361-9	Klammer	Clamp			9)	1100
41	1	–	–	–	460364-3	Klammer	Clamp			9)	1120
42	1	–	–	–	960865-4	Skruv	Screw			9)	1140
43	110	–	–	–	943368-1	Slang	Hose			9)	1160
44	2	–	–	–	943473-9	Slangklammer	Hose clamp			9)	1180

9. Med oljekylare. With oil cooler. Avec refroidisseur d'huile. Mit Ölkühler. Con enfriador de aceite.

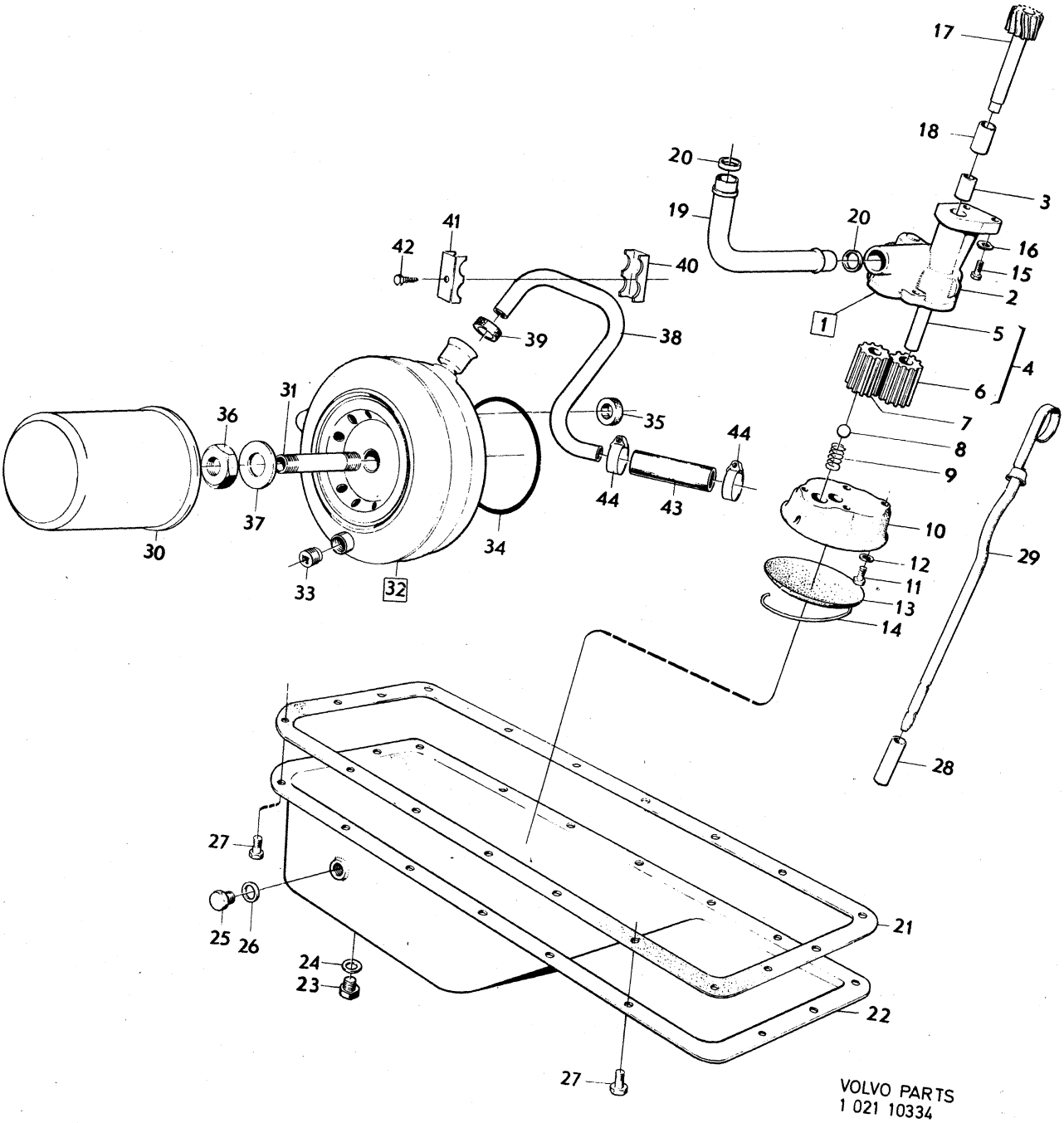
17
18
3
20
19
20
16
15
2
1
5
4
6
7
8
9
10
12
11
13
14
29
28
41
42
40
39
38
31
36
35
44
44
43
37
30
34
33
32
27
25
26
24
23
21
22
27
VOLVO PARTS
1 021 10334

Sida Page	Grupp Group	Cylinderlockspackningar och tillhörande tätningsringar	Cylinder head gaskets and related seals	Illustration	0350
24	2a			11716 1980–04	

	Pos. Fig.	Antal/Quantity				Artikel nr Part No	Benämning	Description	Sats Kit	B P S R	Anmärkning Notes	
		–	–	–	–		B20A ALT 1	B20A ALT 1			ROT 90–100	0020
	1	1	–	–	–	460443-5	.Cylinderlockspackning	.Cylinder head gasket			1) TJ 1,4	0040
											ERS AV 1 ST 462623–0,	0045
											1 ST 418655–7,	0050
											1 ST 418657–3	0055
x		1	–	–	–	462623-0	.Cylinderlockspackning	.Cylinder head gasket		1	2) TJ 1,2	0060
											(460322)	0070
	2	1	–	–	–	418656-5	.Tätningsring	.Seal ring			1) TJ 9,5	0080
		1	–	–	–	418655-7	.Tätningsring	.Seal ring			2) TJ 8,5	0100
	3	1	–	–	–	418658-1	.Tätningsring	.Seal ring			1) TJ 9,5	0120
		1	–	–	–	418657-3	.Tätningsring	.Seal ring			2) TJ 8,5	0140
		–	–	–	–							0150
		–	–	–	–		B20A ALT 2	B20A ALT 2			ROT 85–90	0160
	1	1	–	–	–		.Cylinderlockspackning	.Cylinder head gasket		8	1) TJ 2,6	0180
		1	–	–	–		.Cylinderlockspackning	.Cylinder head gasket		8	2) TJ 2,4	0200
		1	–	–	–	460443-5	..Cylinderlocks–packning	..Cylinder head gasket			1) TJ 1,4	0220
											ERS AV 1 ST 462623–0,	0225
											1 ST 418655–7,	0230
											1 ST 418657–3	0235
x		1	–	–	–	462623-0	..Cylinderlocks–packning	..Cylinder head gasket		1	1) TJ 1,2	0240
											(460322)	0250
x		2	–	–	–	462623-0	..Cylinderlocks–packning	..Cylinder head gasket		1	2) TJ 1,2	0260
											(460322)	0270
	2	1	–	–	–	419782-8	.Tätningsring	.Seal ring			TJ 10,0	0280
	3	1	–	–	–	419781-0	.Tätningsring	.Seal ring			TJ 10,0	0300
		–	–	–	–							0310
		–	–	–	–		B20B–D ALT 1	B20B–D ALT 1			ROT 97–100	0320
	1	1	–	–	–	419763-8	.Cylinderlockspackning	.Cylinder head gasket			TJ 0,8	0340
	2	1	–	–	–	418655-7	.Tätningsring	.Seal ring			TJ 8,5	0360
	3	1	–	–	–	418657-3	.Tätningsring	.Seal ring			TJ 8,5	0380
		–	–	–	–							0400
		–	–	–	–		B20B–D ALT 2	B20B–D ALT 2			ROT 90–97	0420
	1	1	–	–	–		.Cylinderlockspackning	.Cylinder head gasket		8	TJ 2,0	0440
x		1	–	–	–	462623-0	..Cylinderlocks–packning	..Cylinder head gasket		1	TJ 1,2	0460
											(460322)	0470
		1	–	–	–	419763-8	..Cylinderlockspackning	..Cylinder head gasket			TJ 0,8	0480
	2	1	–	–	–	418656-5	.Tätningsring	.Seal ring			TJ 9,5	0500
	3	1	–	–	–	418658-1	.Tätningsring	.Seal ring			TJ 9,5	0520
		–	–	–	–							0540
		–	–	–	–		B20B–D ALT 3	B20B–D ALT 3			ROT 85–90	0560
	1	1	–	–	–		.Cylinderlockspackning	.Cylinder head gasket		8	TJ 2,6	0580
		1	–	–	–	460443-5	..Cylinderlocks–packning	..Cylinder head gasket			TJ 1,4	0600
											ERS AV 1 ST 462623–0,	0605
											1 ST 418655–7,	0610
											1 ST 418657–3	0615
x		1	–	–	–	462623-0	..Cylinderlocks–packning	..Cylinder head gasket		1	TJ 1,2	0620
											(460322)	0630
	2	1	–	–	–	419782-8	.Tätningsring	.Seal ring			TJ 10,0	0640
	3	1	–	–	–	419781-0	.Tätningsring	.Seal ring			TJ 10,0	0660
		–	–	–	–							0670
		–	–	–	–		B20E ALT 1	B20E ALT 1			ROT 97–100	0680
	1	1	–	–	–	419763-8	.Cylinderlockspackning	.Cylinder head gasket			6) TJ 0,8	0700
x		1	–	–	–	462623-0	.Cylinderlockspackning	.Cylinder head gasket		1	7) TJ 1,2	0720
											(460322)	0730
	2	1	–	–	–	418655-7	.Tätningsring	.Seal ring			TJ 8,5	0740

1. B20A (498250) MO–101587. B20A (498251) MO–10626. B20A (498252) MO–10689. B20A (498253) MO –7000 B20A (498064) MO–210.
2. B20A(498250) MO 101588–. B20A(498251) MO 10627–.B20A(498252) MO 10690–. B20A(498253) MO 7001–. B20A(498064) MO 211–. B20A(498030–498033,498050).
6. B20E(498268 – 498271, 498066).
7. B20E(498038 – 498041, 498052).

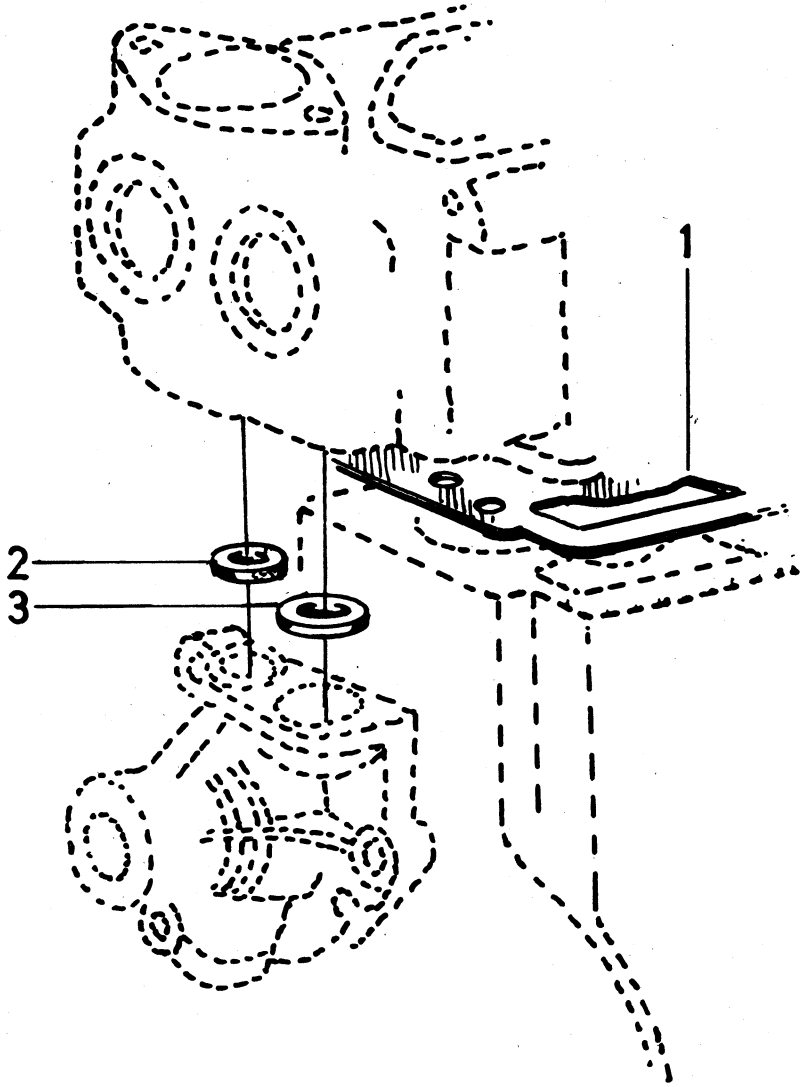

VOLVO PARTS
1 021 11716

Sida Page	Grupp Group	Cylinderlockspackningar och tillhörande tätningsringar	Cylinder head gaskets and related seals	Illustration	0350
26	2a			11716 1980–04	

	Pos. Fig.	Antal/Quantity				Artikel nr Part No	Benämning	Description	Sats Kit	B P S R	Anmärkning Notes	
	3	1	–	–	–	418657-3	.Tätningsring	.Seal ring			TJ 8,5	0760
		–	–	–	–							0770
		–	–	–	–		B20E ALT 2, ALT 3	B20E ALT 2, ALT 3			3) ROT 90–93,85–90	0780
		–	–	–	–							0800
		–	–	–	–		B20F ALT 1	B20F ALT 1			ROT 90–93	0820
x	1	1	–	–	–	462623-0	.Cylinderlockspackning	.Cylinder head gasket		1	TJ 1,2	0840
											(460322)	0850
	2	1	–	–	–	418655-7	.Tätningsring	.Seal ring			TJ 8,5	0860
	3	1	–	–	–	418657-3	.Tätningsring	.Seal ring			TJ 8,5	0880
		–	–	–	–							0900
		–	–	–	–		B20F ALT 2	B20F ALT 2			ROT 85–90	[illegible]
	1	1	–	–	–		.Cylinderlockspackning	.Cylinder head gasket		8	TJ 2,4	[illegible]
x		2	–	–	–	462623-0	..Cylinderlocks– packning	..Cylinder head gasket		1	TJ 1,2	0960
											(460322)	0970
	2	1	–	–	–	419782-8	.Tätningsring	.Seal ring			TJ 10,0	0980
	3	1	–	–	–	419781-0	.Tätningsring	.Seal ring			TJ 10,0	1000

3. Vid åtgärd på B20E skall cylinderlocket ersättas av ett för B20F. Cylinderlockspackningar och tätningsringar enligt anvisningar för B20F. When processing a B20E the cylinder head must be replaced by a cylinder head for the B20F. The cylinder head gaskets and seal rings should be used in accordance with the instructiones for the engines. Lors de mesures prises sur le B20E, la culasse doit être remplacée par une culasse pour B20 F. Les joints de culasses et rondelles d'étanchéité doivent être employés selon les indications concernant le B20F. Bei Massnahmen am B20E– Motor soll der Zylinderkopf durch einen B20F – Zylinderkopf ersetzt werden. Zylinderkopfdichtungen und Dichtungsringe werden lt. Anweisungen für den B20F– Motor verwendet. Al hacer reparaciones en los motores B20E la culata deberá substituirse por la correspondiente a los motores B20F. Las juntas de culata y anillos retén se utilizarán de acuerdo a las instrucciones correspondientes a los motores B20F.

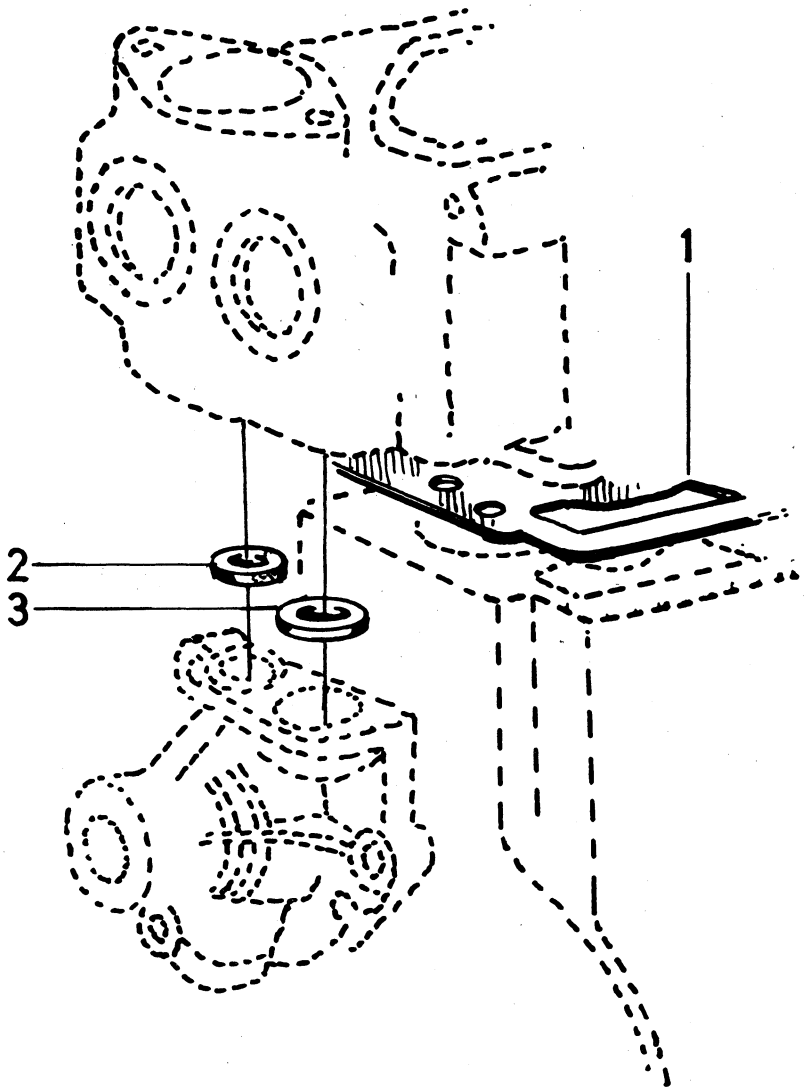

VOLVO PARTS
1 021 11716

Sida Page	Grupp Group	Motor med monterings–detaljer	Engine and installation components	Illustration
2	2a			13477 1980–04

	Pos. Fig.	Antal/Quantity B20A B20B	B20E B20F			Artikel nr Part No	Benämning	Description	Sats Kit	B P S R	Anmärkning Notes	
x	1	1	1	–	–	460918-6	Cylinderblock	Cylinder block		5	(462932)	0020
							Det se sida 10, 1-B03	Comps page 10, 1-B03				0040
	2	1	1	–	–	419808-1	Oljefälla	Oil trap				0060
	3	1	1	–	–	419805-7	Tätningsring	Seal ring	S			0080
	4	1	1	–	–	955512-9	Skruv	Screw				0100
	5	1	1	–	–	419771-1	Flamskydd	Flame shield				0120
	6	530	–	–	–	942390-6	Slang	Hose				0140
		–	1000	–	–	942390-6	Slang	Hose			10)	0160
		–	800	–	–	942390-6	Slang	Hose			11)	0180
x	7	–	ERF	–	–	948210-0	Klammer	Clip		2	(943857)	0200
	8	1	1	–	–	419311-6	Svänghjulskåpa	Flywheel casing			M40, M41, BW35.	[illegible]
											SE GRUPP 4.	0230
	9	4	4	–	–	940160-5	Skruv	Screw				0240
	10	4	4	–	–	941909-4	Fjädrande bricka	Resilient washer				0260
	11	2	2	–	–		Skruv	Screw			SE GRUPP 3	0280
x	12	1	1	–	–	463830-0	Konsol	Bracket		4	(419314)	0300
	13	2	2	–	–	940162-1	Skruv	Screw			L 38	[illegible]
	14	4	4	–	–	955535-0	Skruv	Screw			L 32	0340
	15	6	6	–	–	942336-9	Fjädrande bricka	Resilient washer				0360
	16	–	–	–	–		Vevrörelse	Crankshaft and related part			SE SIDA 12, 1-B05	0380 0400
	17	–	–	–	–	276294-6	Drevsats	Gear kit				0420
		1	1	–	–		.Vevaxeldrev	.Crankshaft gear				0440
		1	1	–	–		.Kamaxeldrev	.Camshaft gear				0460
		1	1	–	–		.Packning	.Gasket			SE POS 22	0480
		1	1	–	–		.Filtring	.Felt ring			SE POS 19	0500
		1	1	–	–		.Låsring	.Circlip			SE POS 21	0520
		1	1	–	–		.Tryckfläns	.Pressure flange			SE SIDA 16, 1-B09	0540
		2	2	–	–		.Skruv	.Screw			SE SIDA 16, 1-B09	0560
	18	1	1	–	–	418479-2	Transmissionskåpa	Timing gear casing				0580
	19	1	1	–	–	418622-7	Filtring	Felt ring	S			0600
	20	1	1	–	–	418626-8	Hållare	Retainer				0620
	21	1	1	–	–	418624-3	Låsring	Circlip	S			0640
	22	1	1	–	–	418272-1	Packning	Gasket	S			0660
	23	2	2	–	–	955514-5	Skruv	Screw			L 25	0680
		7	7	–	–	940158-9	Skruv	Screw			L 45	0700
	24	9	9	–	–	941906-0	Fjädrande bricka	Resilient washer				0720
	25	–	–	–	–		Kamaxel	Camshaft			SE SIDA 16, 1-B09	[illegible]
	26	–	–	–	–		Cylinderlock	Cylinder head			SE SIDA 18, 1-B11	[illegible]
	27	1	–	–	–	460443-5	Cylinderlockspackning	Cylinder head gasket	S		1) B20A TID UTF. ALT.	0761
											ERS AV 1ST 462623–0,	0762
											1 ST 418655–7	0763
											1 ST 418657–3	0764
											SE SIDA 24, 1-B17	[illegible]
x		1	–	–	–	462623-0	Cylinderlockspackning	Cylinder head gasket	S	1	2) B20A SEN UTF. ALT.	[illegible]
											(460322)	0785
											SE SIDA 24, 1-B17	0790
		1	1	–	–	419763-8	Cylinderlockspackning	Cylinder head gasket	S		B20B, B20E(498268–	0800
											498271,498066)ALT.	0810
											SE SIDA 24, 1-B17	0830
x		–	1	–	–	462623-0	Cylinderlockspackning	Cylinder head gasket	S	1	B20E(498038–498041,	0860
											498052)ALT.	0865
											(460322)	0870
											SE SIDA 24, 1-B17	0875

1. B20A (498250) MO–101587. B20A (498251) MO–10626. B20A (498252) MO–10689. B20A (498253) MO –7000 B20A (498064) MO–210.
2. B20A(498250) MO 101588–. B20A(498251) MO 10627–.B20A(498252) MO 10690–. B20A(498253) MO 7001–. B20A(498064) MO 211–. B20A(498030–498033,498050).
10. 142 CH–393949. 144 CH–427999. 145 CH–210049.
11. 142 CH 393950–. 144 CH 428000–. 145 CH 210050–.

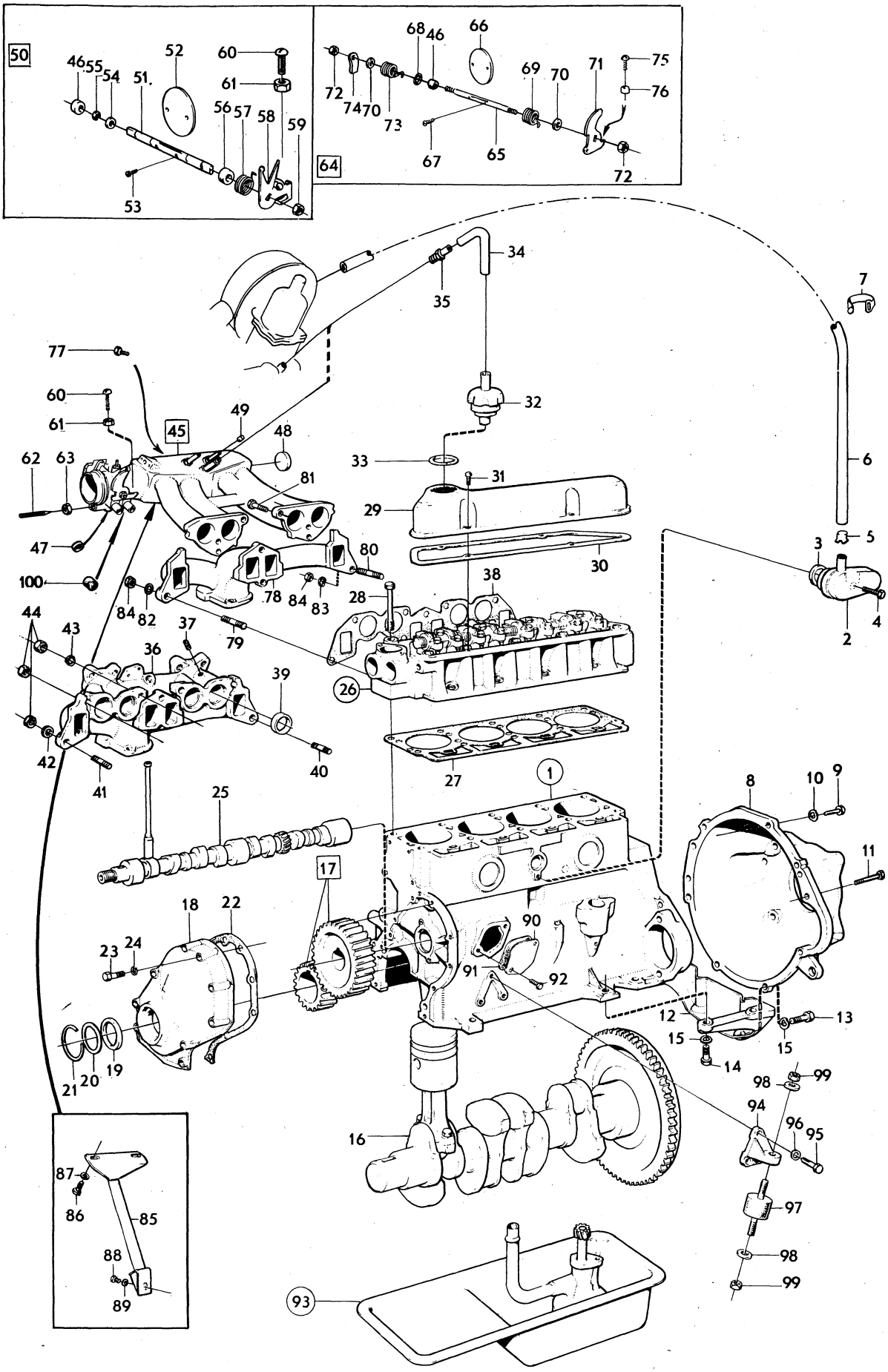

VOLVO PARTS
1 021 13477

Sida Page	Grupp Group	Motor med monterings–detaljer	Engine and installation components	Illustration
4	2a			13477 1980–04

	Pos. Fig.	Antal/Quantity B20A B20B	B20E B20F			Artikel nr Part No	Benämning	Description	Sats Kit	B P S R	Anmärkning Notes	
x		–	1	–	–	462623-0	Cylinderlockspackning	Cylinder head gasket	S	1	B20F. ALT.	0885
											(460322)	0890
											SE SIDA 24, 1-B17	0900
	28	10	10	–	–	191523-0	Skruv	Screw			STD	0920
		8	8	–	–	191523-0	Skruv	Screw			MS, L122	0940
		2	2	–	–	943002-6	Skruv	Screw			MS, L130	0960
	29	1	1	–	–	418862-9	Ventilkåpa	Valve casing				0980
	30	1	1	–	–	419678-8	Packning	Gasket	S			1000
	31	4	4	–	–	950045-5	Skruv	Screw				1020
x	32	1	1	–	–	1218567-4	Ventilationshuv	Breater cap		2	(460649)	1040
	33	1	1	–	–	940096-1	Packning	Gasket	S			[illegible]
	34	1	1	–	–	460003-7	Slang	Hose				[illegible]
	35	1	1	–	–	460082-1	Nippel	Nipple				1200
	36	1	–	–	–	462518-2	Insugning– och avgasrör	Induction and exhaust manifold		6	B20A.	1220
											ERS AV 1 ST 462986–1,	1240
											2 ST 952075–0	1250
		1	–	–	–	460550-7	Insugnings– och avgasrör	Induction and exhaust manifold		6	4) B20B.	[illegible]
											ERS AV 1 ST 462516–6,	[illegible]
											1 ST 952075–0	1290
		1	–	–	–	462516-6	Insugnings–och avgasrör	Induction and exhaust manifold			5) B20B	1300
												1320
	37	ERF	–	–	–	952075-0	Propp	Plug			ALT 1	1340
		1	–	–	–	947043-6	Nippel	Nipple			ALT 2	1360
											(942461)	1370
	38	1	–	–	–	418870-2	Packning	Gasket	S			1380
		–	1	–	–	419764-6	Packning	Gasket	S			1400
	39	4	–	–	–	418408-1	Styrhylsa	Guide sleeve				1420
	40	1	–	–	–	953243-3	Pinnskruv	Stud			L 50	1440
	41	8	–	–	–	953241-7	Pinnskruv	Stud			L 45	1460
	42	6	–	–	–	419401-5	Bricka	Washer				1480
	43	4	–	–	–	941907-8	Fjädrande bricka	Resilient washer	S			1500
	44	9	–	–	–	955826-3	Mutter	Nut				1520
	45	–	1	–	–	460266-0	Insugningsrör	Induction manifold			10)	1540
x		–	1	–	–	1218518-7	Insugningsrör	Induction manifold		4	11)	1560
											(460948)	1570
	46	–	2	–	–	943912-6	.Bussning	.Bushing			10)	1580
		–	2	–	–	942593-5	.Bussning	.Bushing			11)	1600
	47	–	2	–	–	944207-0	.Hattplug	.Plug		8	10)	[illegible]
x	48	–	1	–	–	463902-7	.Expansionsplugg	.Expander plug		2	(418677)	[illegible]
	49	–	1	–	–	952075-0	Propp	Plug			ALT 1	1660
		–	1	–	–	943199-0	Nippel	Nipple			10) ALT 2	1680
		–	1	–	–	947138-4	Nippel	Nipple		8	11) ALT 2	1700
	50	–	–	–	–		Spjällaxel med monteringsdetaljer	Spindle with installations components		8	10)	1720
												[illegible]
	51	–	1	–	–	460587-9	.Spjällaxel	.Spindle				1760
	52	–	1	–	–	460462-5	.Spjällskiva	.Shutter plate				1780
	53	–	2	–	–	943781-5	.Skruv	.Screw		2		1800
	54	–	1	–	–	18696-5	.Bricka	.Washer				1820
	55	–	1	–	–	951669-1	.Spårryttare	.E–ring				1840
	56	–	1	–	–	944208-8	.Filtring	.Felt ring	S			1860
	57	–	1	–	–	460560-6	.Fjäder	.Spring				1880
	58	–	1	–	–	460574-7	.Hävarm	.Lever				1900
	59	–	1	–	–	950363-2	.Mutter	.Nut				1920
	60	–	1	–	–	950023-2	.Ställskruv	.Adjustment screw				1940
	61	–	1	–	–	940092-0	.Mutter	.Nut				1960

4. B20B(498256) MO–33321. B20B(498257) MO–11962. B20B(498258) MO–9710. B20B(498259) MO–1021.
5. B20B(498256) MO 33322–. B20B(498257) MO 11963–. B20B(498258) MO 9711–. B20B(498259) MO 1022–. B20B(498034–498037).
10. 142 CH–393949. 144 CH–427999. 145 CH–210049.
11. 142 CH 393950–. 144 CH 428000–. 145 CH 210050–.

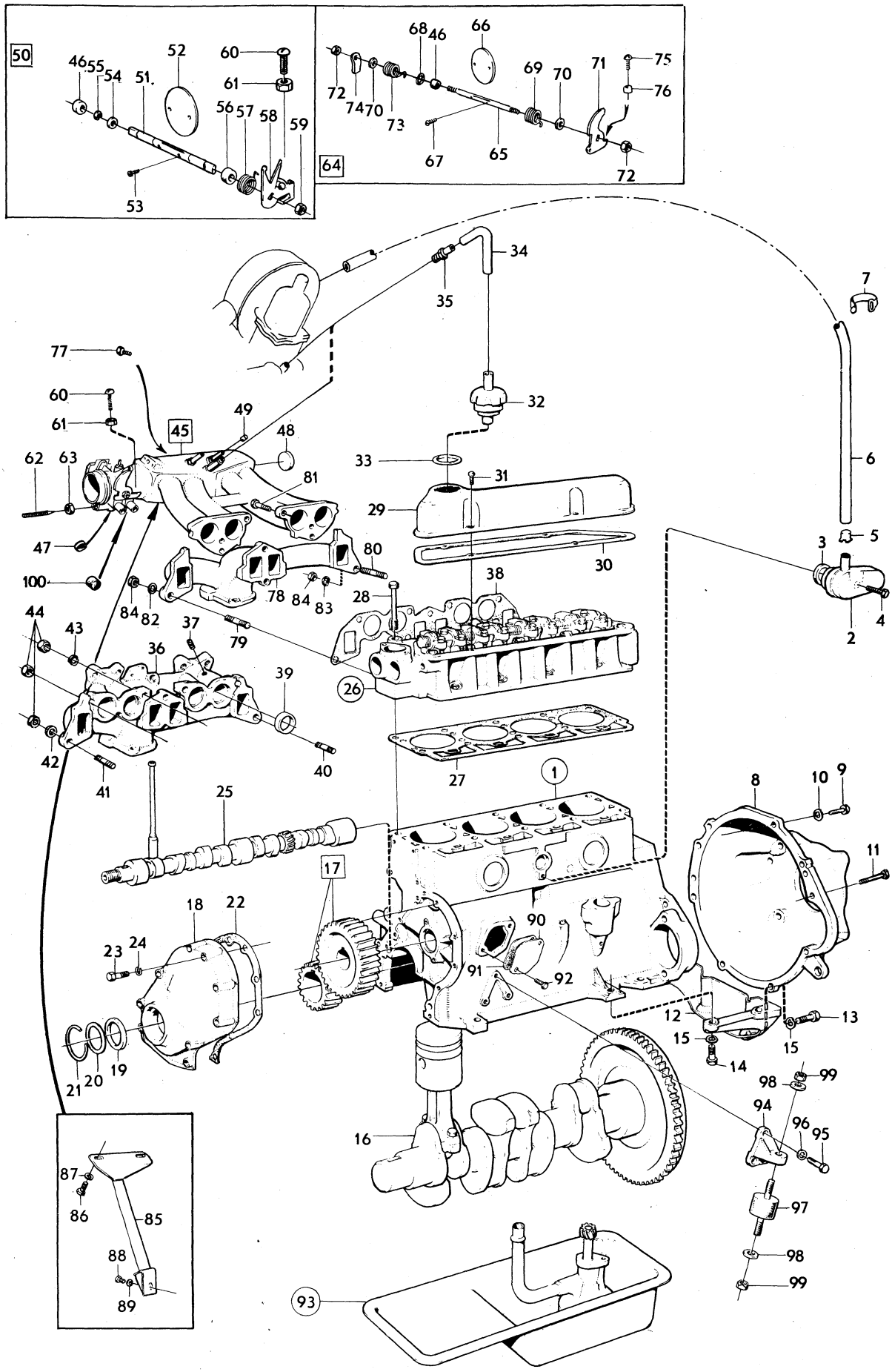

VOLVO PARTS
1 021 13477

Sida Page	Grupp Group	Motor med monterings–detaljer	Engine and installation components	Illustration 13477 1980–04	0050
6	2a				

	Pos. Fig.	Antal/Quantity B20A B20B	B20E B20F			Artikel nr Part No	Benämning	Description	Sats Kit	B P S R	Anmärkning Notes	
	62	–	1	–	–	943655-1	Ställskruv	Adjustment screw			10)	1980
	63	–	1	–	–	955835-4	Mutter	Nut			10)	2000
	64	–	–	–	–		Spjällaxel med monteringsdetaljer	Spindle with installations components		8	11)	2020 2040 2050
x	65	–	1	–	–	1218538-5	.Spjällaxel	.Spindle		3	(460840)	2060
	66	–	1	–	–	419758-8	.Spjällskiva	.Shutter plate				2080
	67	–	2	–	–	943781-5	.Skruv	.Screw		2		2100
	68	–	2	–	–	419568-1	.Gummiring	.Rubber ring	S			2120
	69	–	1	–	–	462829-3	.Fjäder	.Spring				2140
	70	–	2	–	–	462621-4	.Bricka	.Washer				21[illegible]
	71	–	1	–	–	682915-4	.Excenterhjul	.Excentric cam				21[illegible]
	72	–	2	–	–	950363-2	.Mutter	.Nut				2200
x	73	–	1	–	–	1276204-3	.Fjäder	.Spring		2	(462830)	2220
x	74	–	1	–	–	1218539-3	.Hävarm	.Lever		3	VXL M41. EXCL USA. VXL M40, BW35. EXCL CALIF (462875)	2240 2250 22[illegible] 22[illegible]
		–	1	–	–	462879-8	.Hävarm	.Lever			USA VXL M41. CALIF VXL M40,M41,BW35	2280 2300
		–	1	–	–	956080-6	..Skruv	..Screw			USA VXL M41. CALIF VXL M40,M41,BW35	2320 2340
		–	1	–	–	955780-2	..Mutter	..Nut			USA VXL M41. CALIF VXL M40,M41,BW35	2360 2380
	75	–	1	–	–	950023-2	.Ställskruv	.Adjustment screw				2400
	76	–	1	–	–	940092-0	.Mutter	.Nut				2420
	77	–	1	–	–	191026-4	Plugg	Plug				2440
	78	–	1	–	–	419728-1	Avgasrör	Exhaust manifold			ERS AV 1 ST 460894–9, 4 ST 16324–6	2460 2470
	79	–	6	–	–	953241-7	Pinnskruv	Stud			L 45	2480
	80	–	1	–	–	953243-3	Pinnskruv	Stud			L 50	2500
	81	–	2	–	–	942900-2	Skruv	Screw				2520
	82	–	6	–	–	419401-5	Bricka	Washer				2540
	83	–	3	–	–	941907-8	Fjädrande bricka	Resilient washer				2560
	84	–	7	–	–	955826-3	Mutter	Nut				2580
x	85	–	1	–	–	1218515-3	Stag	Stay		4	(460054)	2600
	86	–	2	–	–	940114-2	Skruv	Screw				2620
	87	–	2	–	–	960148-5	Bricka	Washer				264[illegible]
	88	–	1	–	–	940134-0	Skruv	Screw				26[illegible]
	89	–	1	–	–	460561-4	Distansring	Spacer ring				2680
	90	–	1	–	–		Lock	Cover		8		2700
	91	–	1	–	–	61830-6	Packning	Gasket				2720
	92	–	2	–	–	955523-6	Skruv	Screw				2740
	93	–	–	–	–		Smörjsystem	Lubricating system			SE SIDA 20, 1-B13	276[illegible]
	94	1	1	–	–	675456-8	Konsol, V	Bracket, L				27[illegible]
		1	1	–	–	675457-6	Konsol, H	Bracket, R				2800
	95	6	6	–	–	942900-2	Skruv	Screw				2820
	96	6	6	–	–	941907-8	Fjädrande bricka	Resilient washer				2840
	97	2	2	–	–	679080-2	Gummikudde	Rubber cushion				2860
	98	4	4	–	–	955896-6	Bricka	Washer				2880
	99	4	4	–	–	950365-7	Mutter	Nut				2900
	100	–	–	–	–		Gummihatt	Rubber cap			SE GRUPP 2C	2920
		–	–	–	–		Packningssats, helrenovering	Gasket kit, engine reconditioning				2940 2960
		1	1	–	–	275494-3	.Tilläggssats, helrenovering	.Complementary kit, engine reconditioning				2980 3000

10. 142 CH–393949. 144 CH–427999. 145 CH–210049.
11. 142 CH 393950–. 144 CH 428000–. 145 CH 210050–.

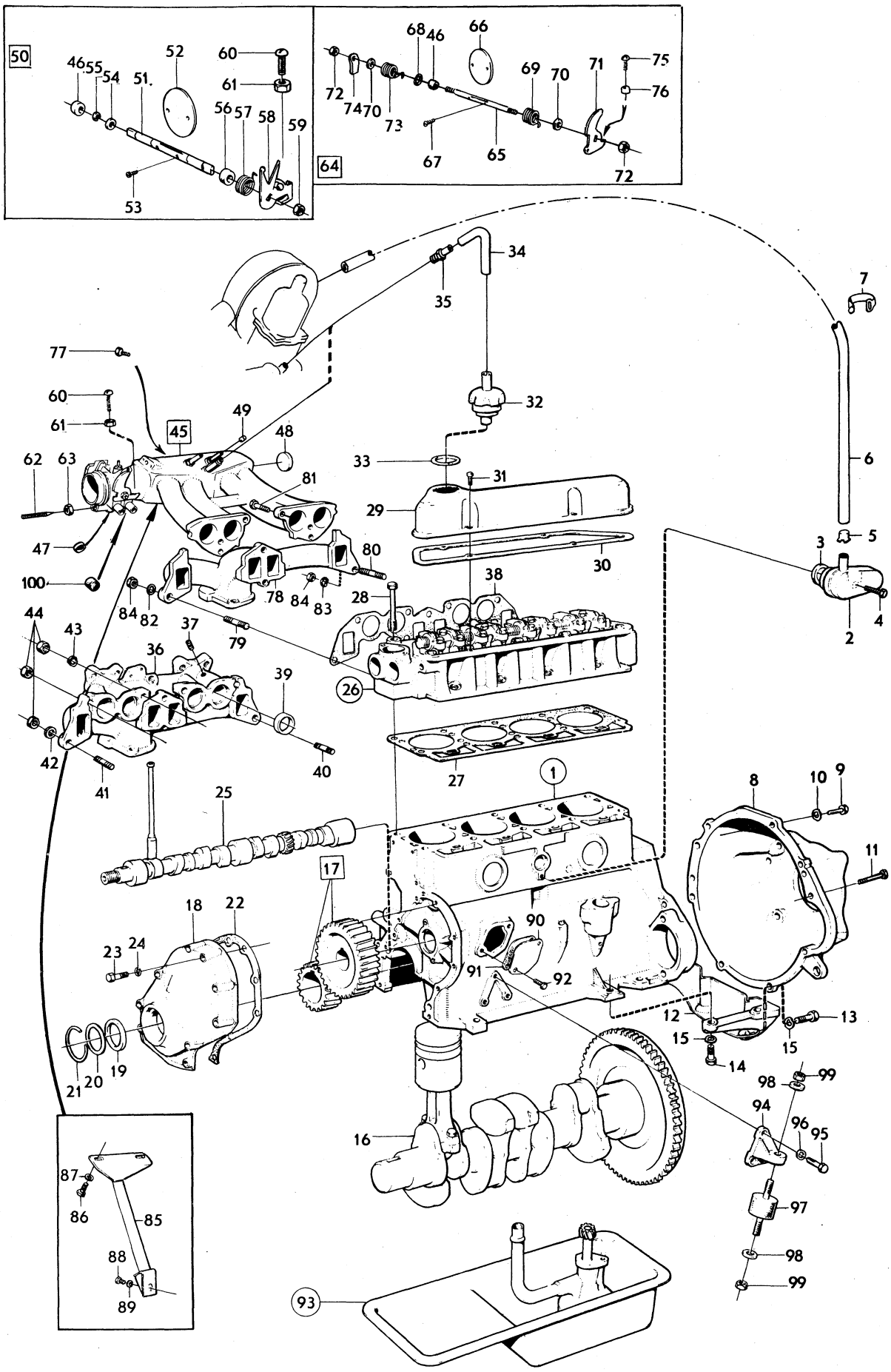

VOLVO PARTS
1 021 13477

Sida Page	Grupp Group	Motor med monterings–detaljer	Engine and installation components	Illustration	0050
8	2a			13477 1980–04	

Pos. Fig.	Antal/Quantity B20A B20B	B20E B20F			Artikel nr Part No	Benämning	Description	Sats Kit	B P S R	Anmärkning Notes	
	1	1	–	–		.Packningssats, sotning	.Gasket kit, decarbonizing				3020 3040
	1	–	–	–	275480-2	..Packningssats, insugnings–och avgasrör	..Gasket kit, induktion and exhaust manifold				3060 3070 3080
	–	1	–	–	275552-8	..Packningssats insugnings–och avgasrör	..Gasket kit, induktion and exhaust manifold				3100 3120 3130
	1	–	–	–	275559-3	..Tilläggssats, sotning	..Complementary kit, decarbonizing			1) B20A TID UTF	3140 3160
	1	–	–	–	275560-1	..Tilläggssats, sotning	..Complementary kit, decarbonizing			2) B20A SEN UTF	3[illegible] 3200
	1	1	–	–	275553-6	..Tilläggssats, sotning	..Complementary kit, decarbonizing			B20B, B20E(498268–498271, 498288, 498289, 498066)	3220 3240 3260
	–	1	–	–	275560-1	..Tilläggssats, sotning	..Complementary kit, decarbonizing			B20B(498038–498041, 498056, 498057, 498052). B20F	3280 3[illegible] 3320
	1	1	–	–	275701-1	Låsbrickssats	Lock washer kit				3340
	–	–	–	–							3360

1. B20A (498250) MO–101587. B20A (498251) MO–10626. B20A (498252) MO–10689. B20A (498253) MO –7000 B20A (498064) MO–210.
2. B20A(498250) MO 101588–. B20A(498251) MO 10627–.B20A(498252) MO 10690–. B20A(498253) MO 7001–. B20A(498064) MO 211–. B20A(498030–498033,498050).

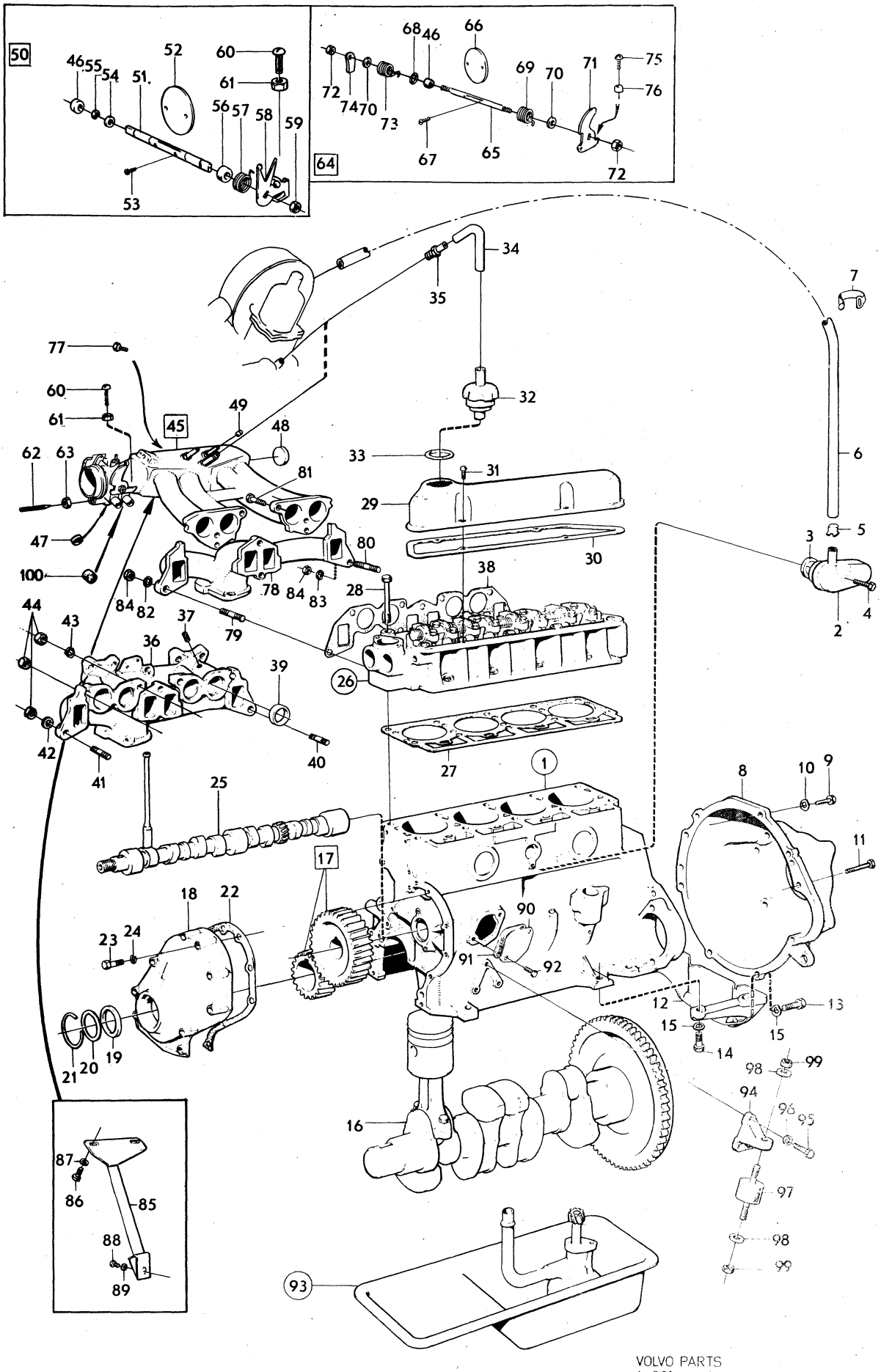

VOLVO PARTS
1 021 13477

Sida Page	Grupp Group	Cylinderblock	Cylinder block	Illustration	0100
10	2a			9276 1980–04	

	Pos. Fig.	Antal/Quantity				Artikel nr Part No	Benämning	Description	Sats Kit	B P S R	Anmärkning Notes	
x	1	1	–	–	–	460918-6	Cylinderblock	Cylinder block		5	(462932)	1010
	2	5	–	–	–		.Lageröverfall	.Bearing cap		8		1020
	3	10	–	–	–	942852-5	.Skruv	.Screw			1/2UNCX80. TID UTF	1030
		10	–	–	–	945799-5	.Skruv	.Screw		2	M12X80. SEN UTF	1035
	4	1	–	–	–	430119-8	.Bussning	.Bushing				1040
	5	1	–	–	–	418249-9	.Bussning	.Bushing				1050
	6	1	–	–	–	418250-7	.Bussning	.Bushing				1060
	7	1	–	–	–	418251-5	.Bussning	.Bushing				1070
x	8	6	–	–	–	463904-3	.Expansionsplugg	.Expander plug		2	(418718)	1080
x	9	1	–	–	–	463902-7	Expansionsplugg	Expander plug		2	(418677)	1090
	10	2	–	–	–	952075-0	Propp	Plug				1[illegible]
	11	1	–	–	–	418416-4	Nippel	Nipple				1110
	12	2	–	–	–	19730-1	Pinne	Pin				1120
	13	ERF	–	–	–	942734-5	Propp	Plug				1140

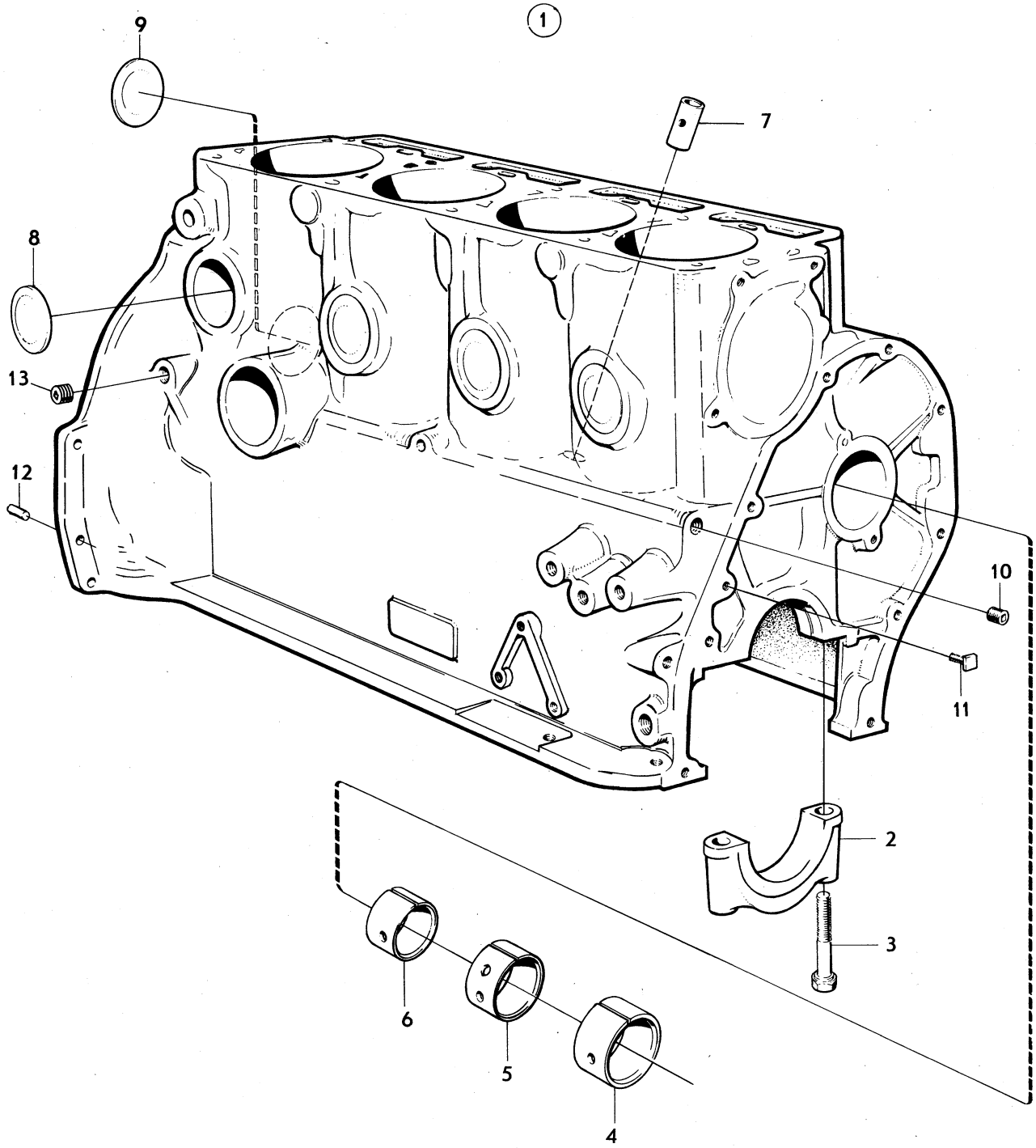

VOLVO
KA9276

Sida Page	Grupp Group	Vevrörelse	Crankshaft and related parts	Illustration
12	2a			11687 1980–04

Pos. Fig.	Antal/Quantity				Artikel nr Part No	Benämning	Description	Sats Kit	B P S R	Anmärkning Notes	
1	4	–	–	–		Kolvsats	Piston kit				0020
	–	–	–	–	272002-7	..Std	..Std			10, 12) MÄRKT D	0040
	–	–	–	–	272008-4	..Std	..Std			11, 12) MÄRKT D	0060
	–	–	–	–	272003-5	..0,03 mm öd	..0,03 mm os			10) MÄRKT G	0080
	–	–	–	–	272009-2	..0,03 mm öd	..0,03 mm os			11) MÄRKT G	0100
	–	–	–	–	272012-6	..0,381 mm öd	..0,381 mm os			10)	0120
	–	–	–	–	272011-8	..0,381 mm öd	..0,381 mm os			11)	0140
	–	–	–	–	272004-3	..0,762 mm öd	..0,762 mm os			10)	0160
	–	–	–	–	272010-0	..0,762 mm öd	..0,762 mm os			11)	0180
2	4	–	–	–		.Kolv	.Piston	S			0200
3	4	–	–	–		.Kolvbult	.Gudgeon pin				[illegible]
	–	–	–	–	419329-8	...Std	...Std			10)	[illegible]
	–	–	–	–	463096-8	...Std	...Std			11)	0260
	–	–	–	–	419649-9	...0,05 mm öd	...0,05 mm os			11)	0280
	–	–	–	–	463534-8	...0,05 mm öd	...0,05 mm os			11)	0300
4	8	–	–	–	914510-3	.Låsring	.Circlip	S		10)	0320
	8	–	–	–	945848-0	.Låsring	.Circlip	S		11)	[illegible]
5	4	–	–	–		.Kolvringssats	.Piston ring set				[illegible]
x	–	–	–	–	275334-1	...Std	...Std		2	(275306)	0380
x	–	–	–	–	275335-8	...0,381 mm öd	...0.381 mm os		3	(275314)	0400
x	–	–	–	–	275336-6	...0,762 mm öd	...0,762 mm os		5	(275307)	0420
6	4	–	–	–		..Kompressionsring	..Compression ring	S			0440
7	4	–	–	–		..Kompressionsring	..Compression ring	S			0460
8	4	–	–	–		..Oljering	..Oil ring	S			0480
9	4	–	–	–	419537-6	Vevstake	Connecting rod			10)	0500
	4	–	–	–	463021-6	Vevstake	Connecting rod			11)	0520
10	4	–	–	–	418295-2	.Bussning	.Bushing			10)	0540
	4	–	–	–	463092-7	.Bussning	.Bushing			11)	0560
11	8	–	–	–	415223-7	.Skruv	.Bolt			10)	0580
	8	–	–	–	463090-1	.Skruv	.Bolt			11)	0600
12	8	–	–	–	191410-0	.Mutter	.Nut			10)	0620
	8	–	–	–	463643-7	.Mutter	.Nut			11)	0640
13	1	–	–	–		Vevlagersats	Big–end bearing kit				0660
	–	–	–	–	271051-5	..Std	..Std			10)	0680
	–	–	–	–	271063-0	..Std	..Std			11)	0700
	–	–	–	–	271052-3	..0,254 mm ud	..0,254 mm us			10)	0720
	–	–	–	–	271064-8	..0,254 mm ud	..0,254 mm us			11)	0740
	–	–	–	–	271053-1	..0,508 mm ud	..0,508 mm us			10)	[illegible]
	–	–	–	–	271065-5	..0,508 mm ud	..0,508 mm us			11)	[illegible]
	4	–	–	–		.Lagerskål, övre	.Bearing shell upper	S			0800
	4	–	–	–		.Lagerskål, undre	.Bearing shell lower	S			0820
14	1	–	–	–	418593-0	Vevaxel	Crankshaft			10)	0840
	1	–	–	–	462619-8	Vevaxel	Crankshaft			11)	0860
15	5	–	–	–		Lageröverfall	Bearing cap			SE SIDA 10, 1-B03	[illegible]
16	1	–	–	–		Ramlagersats	Main bearing kit				[illegible]
	–	–	–	–	271214-9	..Std	..Std				0920
	–	–	–	–	271215-6	..0,254 mm ud	..0,254 mm ud				0940
	–	–	–	–	271216-4	..0,508 mm ud	..0,508 mm us				0960
	5	–	–	–		.Lagerskål, övre	.Bearing shell, upper	S			0980
	5	–	–	–		.Lagerskål, undre	.Bearing shell, lower	S			1000
17	1	–	–	–		Vevaxeldrev	Crankshaft gear	S		SE SIDA 2, 1-A19	1020
18	1	–	–	–	418264-8	Nav	Hub				1040
19	1	–	–	–	910123-9	Kil	Key			10)	1060
	1	–	–	–	910121-3	Kil	Key			11)	1080
20	1	–	–	–	460783-4	Remskiva, alt 1	Pulley, alt 1			US. EXCL AIR–	1100
										CONDITIONING	1120

10. 142 CH–393949. 144 CH–427999. 145 CH–210049.
11. 142 CH 393950–. 144 CH 428000–. 145 CH 210050–.
12. För kolvar märkta C, D, E. For pistons marked C, D or E. Für Kolben mit Erkennung C, D od. E.
Para pistones marcados C, D y E. Pour pistons marqués C, D, E.

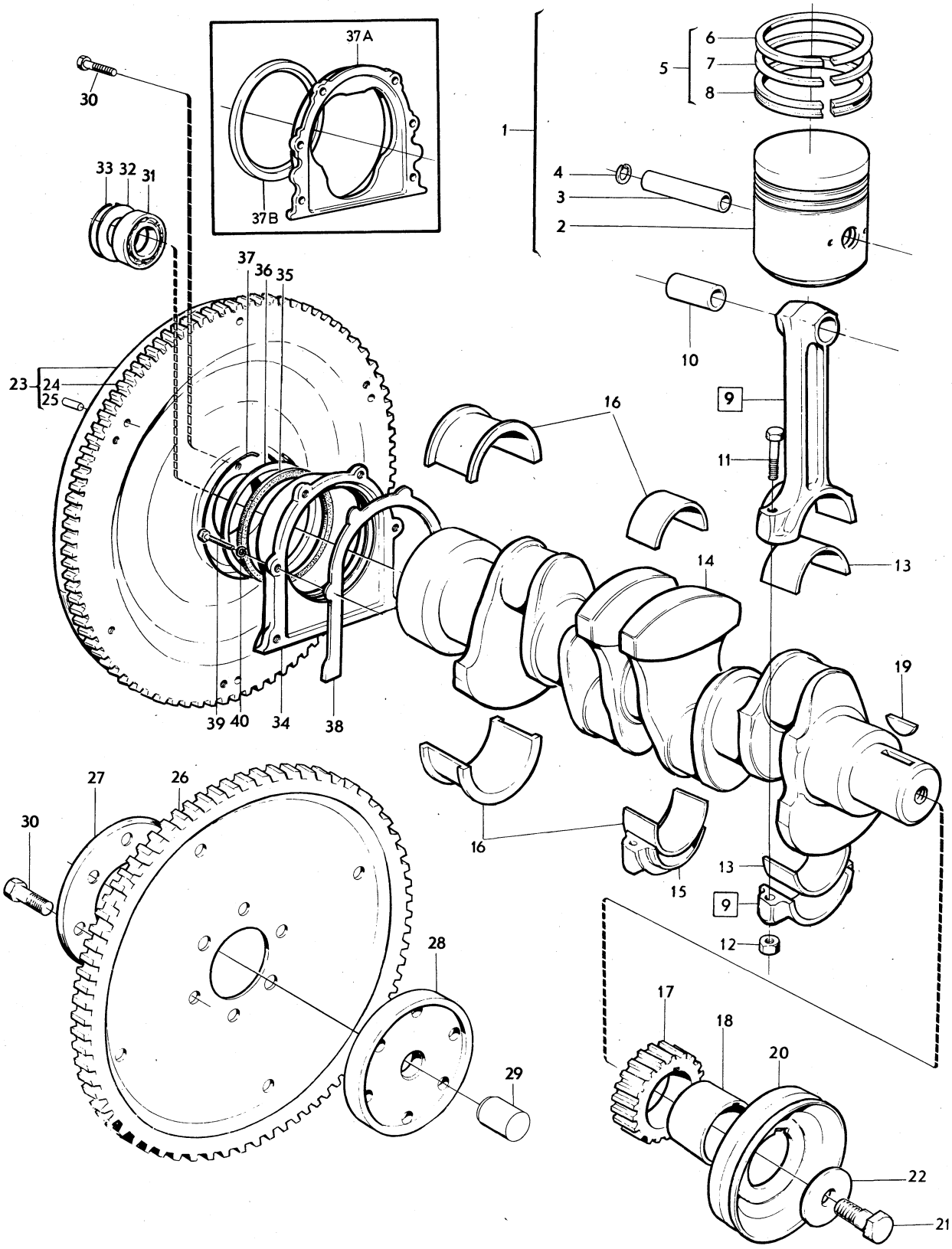

VOLVO PARTS
1 021 11687

Sida Page	Grupp Group	Vevrörelse	Crankshaft and related parts	Illustration	0150
14	2a			11687 1980–04	

	Pos. Fig.	Antal/Quantity				Artikel nr Part No	Benämning	Description	Sats Kit	B P S R	Anmärkning Notes	
		1	–	–	–	460329-6	Remskiva, inre, alt 2	Pulley, inner, alt 2			MS ALT	1140
											AIR–CONDITIONING	1160
		1	–	–	–	460328-8	Remskiva, yttre, alt 2	Pulley, outer alt 2			MS ALT	1180
											AIR–CONDITIONING	1200
	21	1	–	–	–	921692-0	Skruv för 460783	Screw for 460783			10) L 45	1220
		1	–	–	–	962912-2	Skruv för 460783	Screw for 460783			11) L 75	1240
		1	–	–	–	955724-0	Skruv för 460329, 460328	Screw for 460329, 460328			10) L 51	1260
		1	–	–	–	962913-0	Skruv för 460329, 460328	Screw for 460329, 460328			11) L 80	1280
	22	1	–	–	–	460511-9	Bricka för 460783	Washer for 460783			D 50	1300
		1	–	–	–	460327-0	Bricka för 460329, 460328	Washer for 460329, 460328			D 54	1320
												1340
	23	1	–	–	–	419634-1	Svänghjul	Flywheel			10) M40, M41	1360
		1	–	–	–	463081-0	Svänghjul	Flywheel			11) M40, M41	1380
	24	1	–	–	–	419633-3	.Kuggkrans	.Ring gear			M40, M41	1400
	25	–	–	–	–	191873-9	.Styrpinne	.Guide pin			M40, M41	1420
	26	1	–	–	–	460459-1	Medbringarplåt med kuggkrans	Carrier plate with ring gear			10) BW35	1440
												1460
x		1	–	–	–	1219065-8	Medbringarplåt med kuggkrans	Carrier plate whit ring gear		3	11) BW35 (463084)	1480 1500
	27	1	–	–	–	460457-5	Stödplåt	Support plate			10) BW35	1520
		1	–	–	–	463087-7	Stödplåt	Support plate			11) BW35	1540
	28	1	–	–	–	460456-7	Medbringarfläns	Flange			10) BW35	1560
		1	–	–	–	463088-5	Medbringarfläns	Flange			11) BW35	1580
	29	1	–	–	–	460455-9	Styrbussning	Guide bushing			BW35	1600
	30	6	–	–	–	944741-8	Skruv	Screw			10)	1620
		8	–	–	–	946379-5	Skruv	Screw			11)	1640
	31	1	–	–	–	11009-8	Kullager	Ball bearing			M40, M41	1660
	32	1	–	–	–	418663-1	Skyddsplåt	Protector plate			M40, M41	1680
	33	1	–	–	–	191848-1	Låsring	Circlip			M40, M41	1700
	34	1	–	–	–	418238-2	Tätningsfläns	Seal flange			15) ALT 1	1720
	35	1	–	–	–	418621-9	Filtring	Felt ring	S		15) ALT 1	1740
	36	1	–	–	–	418625-0	Hållare	Retainer			15) ALT 1	1760
	37	1	–	–	–	418623-5	Låsring	Circlip	S		15) ALT 1	1780
x	37a	1	–	–	–	1218634-2	Tätningsfläns	Seal flange		4	16) ALT 2 (462729)	1800 1820
	37b	1	–	–	–	430118-0	Tätning	Seal			16) ALT 2	1840
x	38	1	–	–	–	430134-7	Packning	Gasket	S		(418257)	1860
	39	6	–	–	–	940100-1	Skruv	Screw				1880
	40	6	–	–	–	941906-0	Fjädrande bricka	Resilient washer				1900

10. 142 CH–393949. 144 CH–427999. 145 CH–210049.
11. 142 CH 393950–. 144 CH 428000–. 145 CH 210050–.
15. Excl B20A(498032, 498033) B20B(498036, 498037) B20E(498040, 498041) B20F(498048, 498049, 498060, 498061)
16. B20A(498032, 498033) B20B(498036, 498037) B20E(498040, 498041) B20F(498048, 498049, 498060, 498061)

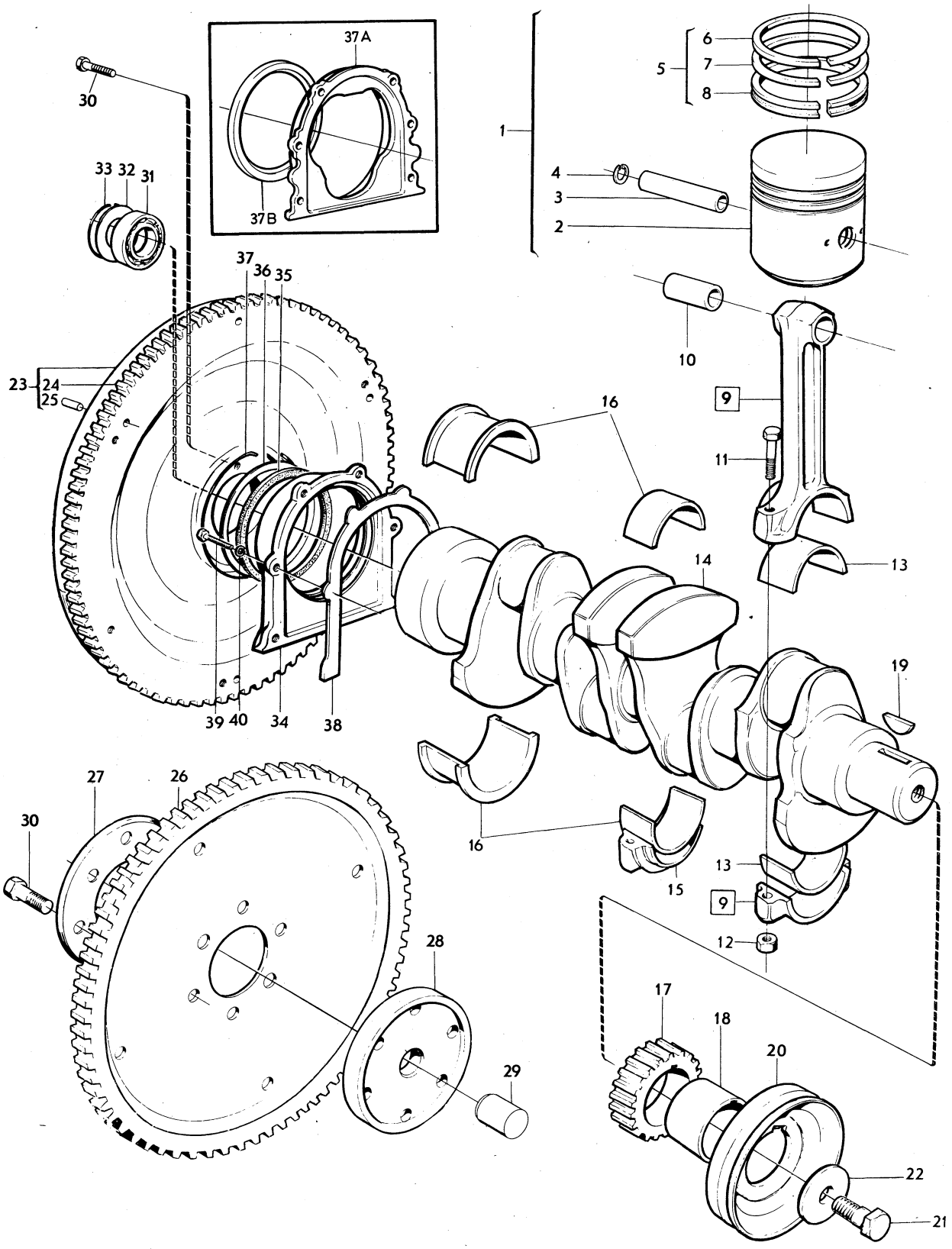

VOLVO PARTS
1 021 11687

Sida Page	Grupp Group	Kamaxel	Camshaft	Illustration	0200
16	2a			10335 1980–04	

	Pos. Fig.	Antal/Quantity				Artikel nr Part No	Benämning	Description	Sats Kit	B P S R	Anmärkning Notes	
	1	1	–	–	–	460490-6	Kamaxel	Camshaft			B20A.	1010
x		1	–	–	–	1218579-9	Kamaxel	Camshaft		2	B20B	1015
											(460488)	1016
x		1	–	–	–	1218580-7	Kamaxel	Camshaft		2	B20E(498268–498271,	1020
											498288, 498289).	1021
											B20F(498058,498059.	1022
											498062,498063,498284,	1023
											498285, 498049)	1024
											(460487)	1025
x		1	–	–	–	1218630-0	Kamaxel	Camshaft		2	B20E(498038–498041,	1030
											498056, 498057)	1031
											B20F(498049, 498060,	1032
											498061)	1033
											(462613)	1034
	2	1	–	–	–		Bussning	Bushing			SE SIDA 10, 1-B03	1040
	3	1	–	–	–		Bussning	Bushing			SE SIDA 10, 1-B03	1050
	4	1	–	–	–		Bussning	Bushing			SE SIDA 10, 1-B03	1060
	5	1	–	–	–		Expansionsplugg	Expander plug			SE SIDA 10, 1-B03	1070
	6	1	–	–	–	418363-8	Distansring	Spacer ring				1080
	7	1	–	–	–	419681-2	Tryckfläns	Pressure flange	S			1090
	8	2	–	–	–	943455-6	Skruv	Screw	S			1100
	9	1	–	–	–		Kamaxeldrev	Camshaft gear			SE SIDA 2, 1-A19	1110
	10	1	–	–	–	910118-9	Kil	Key				1120
	11	1	–	–	–	150169-1	Mutter	Nut				1130
x	12	8	–	–	–	1218630-0	Ventillyftare	Valve lifter		2	(418423)	1140
	13	8	–	–	–	418304-2	Tryckstång	Push rod				1150

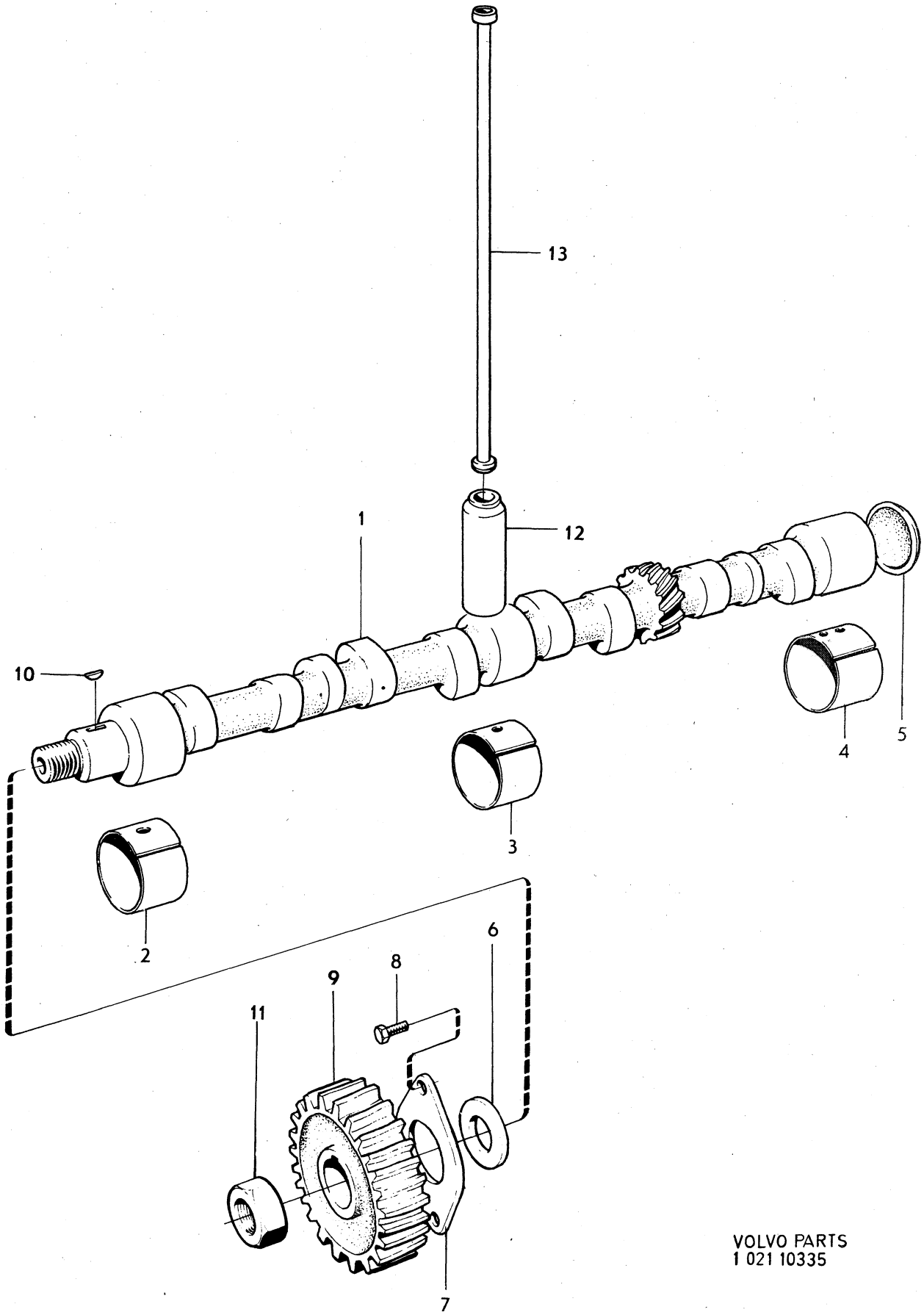

VOLVO PARTS
1 021 10335

Sida Page	Grupp Group	Cylinderlock	Cylinder head	Illustration
18	2a			10336 1980–04

	Pos. Fig.	Antal/Quantity				Artikel nr Part No	Benämning	Description	Sats Kit	B P S R	Anmärkning Notes	
	1	1	–	–	–	460902-0	Cylinderlock	Cylinder head			1) B20A	0020
											ERS AV 1 ST 1218653–2,	0040
											1 ST 462743–6,	0060
											1 ST 955534–3,	0080
											1 ST 462623–0,	0100
											1 ST 418657–3,	0120
											1 ST 418655–7	0140
		1	–	–	–	460801-4	Cylinderlock	Cylinder head		4	13) B20A	0160
											ERS AV 1 ST 1218653–2,	0180
											1 ST 462743–6,	0200
											1 ST 955534–3	0220
x		1	–	–	–	1218653-2	Cylinderlock	Cylinder head		3	14) B20A	40
											(462696)	0260
		1	–	–	–	460914-5	Cylinderlock	Cylinder head		3	B20B(498256–498259,	0280
											498065).	0300
											ERS AV 1 ST 462889–7,	0320
											1 ST 462743–6,	0340
											1 ST 955534–3	60
x		1	–	–	–	462889-7	Cylinderlock	Cylinder head		3	B20B(498034–498037,	0380
											498051)	0400
											(462700)	0410
x		1	–	–	–	1218710-0	Cylinderlock	Cylinder head		3	B20E	0420
x		1	–	–	–	1218712-6	Cylinderlock	Cylinder head		3	B20F	0440
	2	4	–	–	–	419652-3	.Ventilstyrning, insugning	.Valve guide, instake				0460 0470
		4	–	–	–	419653-1	.Ventilstyrning, utblåsning	.Valve guide, exhaust				0480 0490
	3	1	–	–	–	418466-9	.Vattenfördelningsrör	.Water distributor pipe				0500
x	4	2	–	–	–	463903-5	.Expansionsplugg	.Expander plug		2	D 35	0520
											(418717)	0540
x	5	1	–	–	–	463904-3	.Expansionsplugg	.Expander plug		2	D 45	0560
											(418718)	0580
	6	3	–	–	–	950586-8	Styrpinne	Guide pin			B20E–F	0600
	7	1	–	–	–	418213-5	Tätningsfläns	Seal flange			B20A–B	0620
	8	1	–	–	–	418214-3	Packning	Gasket	S		B20A–B	0640
	9	2	–	–	–	955512-9	Skruv	Screw			B20A–B	0660
	10	2	–	–	–	941906-0	Fjädrande bricka	Resilient washer				0680
	11	4	–	–	–	419766-1	Insugningsventil	Inlet valve				0700
	12	4	–	–	–	419640-8	Avgasventil	Exhaust valve			B20A–B	20
		4	–	–	–	419735-6	Avgasventil	Exhaust valve			B20E–F	0740
	13	8	–	–	–	418737-3	Ventilfjäder	Valve spring				0760
x	14	8	–	–	–	460181-1	Bricka	Washer		2	(419644)	0780
	15	16	–	–	–	419643-2	Lås	Lock				0800
	16	8	–	–	–	419702-6	Ventiltätning	Valve seal	S			0820
	17	4	–	–	–	418206-9	Lagerbock	Bearing bracket				40
	18	4	–	–	–	191689-9	Skruv	Screw				0860
	19	1	–	–	–	418305-9	Vipparmsaxel	Rocker arm shaft				0880
	20	2	–	–	–	955083-1	.Hattplugg	.Plug				0900
	21	4	–	–	–	418301-8	Vipparm	Rocker arm			NR 1,3,5,7	0920
	22	4	–	–	–	418298-6	Vipparm	Rocker arm			NR 2,4,6,8	0940
	23	8	–	–	–	418297-8	.Bussning	.Bushing				0960
	24	8	–	–	–	418286-1	.Kulbult	.Ball stud				0980
	25	8	–	–	–	921781-1	.Mutter	.Nut				1000
	26	3	–	–	–	418426-3	Fjäder	Spring				1020
	27	2	–	–	–	411140-7	Fjäder	Spring				1040
	28	2	–	–	–	914456-9	Låsring	Circlip	S			1060

1. B20A (498250) MO–101587. B20A (498251) MO–10626. B20A (498252) MO–10689. B20A (498253) MO –7000 B20A (498064) MO–210.
13. B20A(498250) MO 101588–. B20A(498251) MO 10627–. B20A(498252) MO 10690–. B20A(498253) MO 7001–. B20A(498064) MO 211–.
14. B20A(498030–498033, 498050).

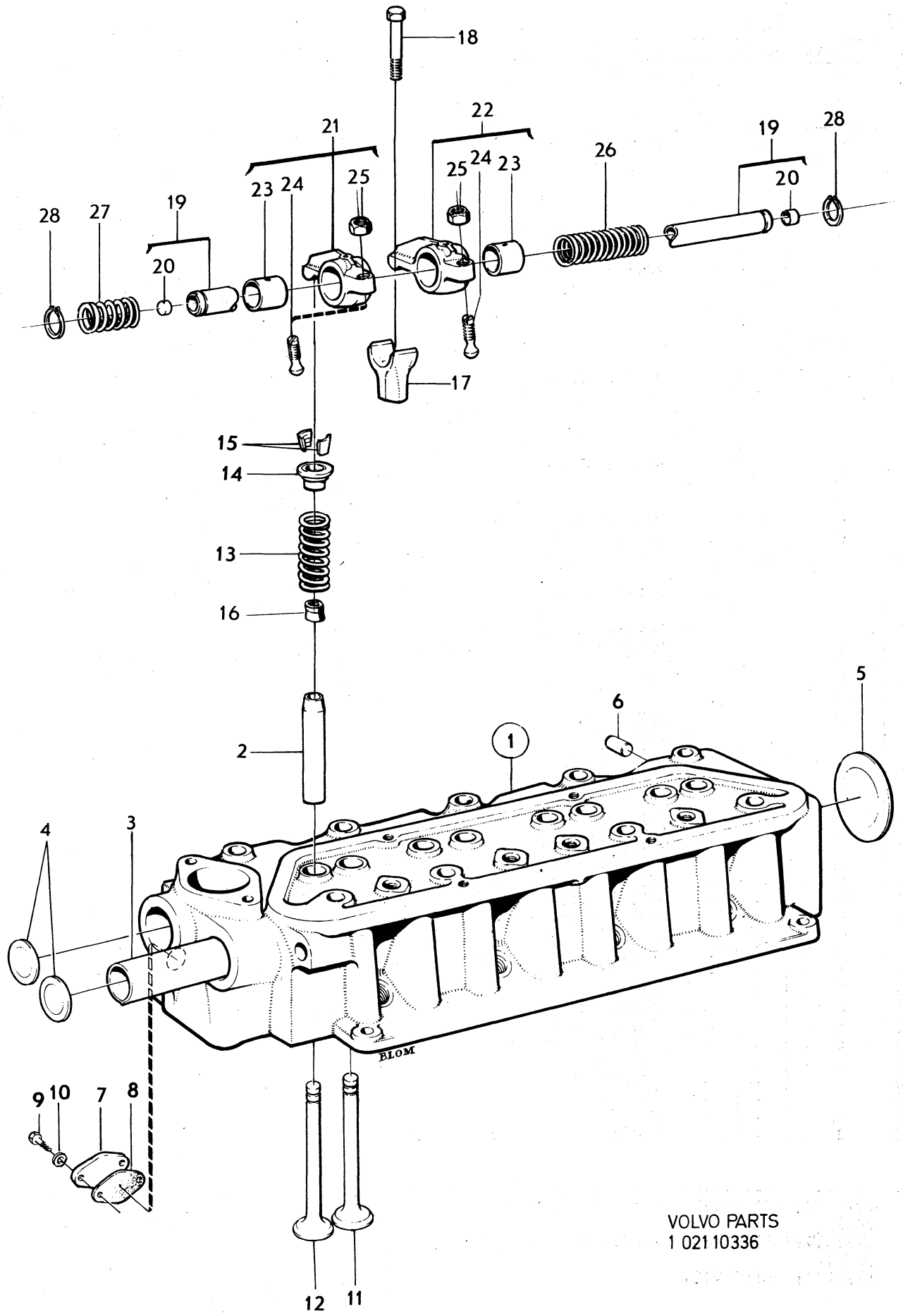

VOLVO PARTS
1 021 10336

Sida Page	Grupp Group	Smörjsystem	Lubricating system	Illustration
20	2a			10334 1980–04

	Pos. Fig.	Antal/Quantity				Artikel nr Part No	Benämning	Description	Sats Kit	B P S R	Anmärkning Notes	
x	1	1	–	–	–	1218706-8	Oljepump	Oil pump		2	(419542)	0020
	2	1	–	–	–		.Hus	.Housing		8		0040
	3	2	–	–	–	18130-5	..Bussning	..Bushing			TID UTF	0060
	4	1	–	–	–	430112-3	.Kuggdrev	.Gear				0080
	5	1	–	–	–		..Axel	..Shaft		8		0100
	6	1	–	–	–		..Kuggdrev	..Gear		8		0120
	7	1	–	–	–	430114-9	.Kugghjul	.Gear				0140
	8	1	–	–	–	400605-2	.Kula	.Ball			TID UTF	0160
	9	1	–	–	–	430161-0	.Fjäder	.Spring			TID UTF	0180
x		1	–	–	–	1219532-7	.Kolv	.Piston		2	SEN UTF	0200
x		1	–	–	–	1219536-8	.Fjäder	.Spring		2	SEN UTF	[illegible]
x		1	–	–	–	1219666-3	.Styrpinne	.Guide pin		2	SEN UTF	[illegible]
x	10	1	–	–	–	1218707-6	.Lock	.Cover		3	(419543)	0260
	11	2	–	–	–	955513-7	.Skruv	.Screw			L 19	0280
		2	–	–	–	940117-5	.Skruv	.Screw			L 32	0300
	12	4	–	–	–	941906-0	.Fjädrande bricka	.Resilient washer				0320
	13	1	–	–	–	418288-7	.Sil	.Strainer				[illegible]
	14	1	–	–	–	418289-5	.Låstråd	.Lock wire	S			[illegible]
	15	2	–	–	–	940135-7	Skruv	Screw				0380
	16	2	–	–	–	941907-8	Fjädrande bricka	Resilient washer				0400
	17	1	–	–	–	418277-0	Drivhjul med axel	Drive gear and shaft				0420
	18	1	–	–	–		Bussning	Bushing			SE SIDA 6	0440
	19	1	–	–	–	419539-2	Tryckrör	Delivery pipe				0460
	20	2	–	–	–	418360-4	Gummiring	Rubber ring	S			0480
x	21	1	–	–	–	463587-6	Packning	Gasket	S	1	(418262)	0500
	22	1	–	–	–	418260-6	Oljesump	Sump				0520
	23	1	–	–	–	190798-9	Propp	Plug				0540
	24	1	–	–	–	18818-5	Packning	Packing	S			0560
	25	1	–	–	–	191086-8	Propp	Plug				0580
	26	1	–	–	–	18822-7	Packning	Packing	S			0600
	27	18	–	–	–	942624-8	Skruv	Screw				0620
	28	1	–	–	–	418645-8	Rör	Pipe			18, 19) B20A–B. B20E–F	0640
											TID UTF	0660
		1	–	–	–	462826-9	Rör	Pipe		3	20) B20E–F SEN UTF	0680
	29	1	–	–	–	418643-3	Oljemätsticka	Dipstick			18) B20A–B. B20E–F VST	0700
											TID UTF.	0720
		1	–	–	–	419824-8	Oljemätsticka	Dipstick			19) B20E–F HST TID UTF	0740
		1	–	–	–	462827-7	Oljemätsticka	Dipstick		3	20) B20E–F SEN UTF	[illegible]
	30	1	–	–	–	418432-1	Oljefilter	Oil filter	S			[illegible]
	31	1	–	–	–	418440-4	Nippel	Nipple			8)	0800
		1	–	–	–	460232-2	Nippel	Nipple			9)	0820
	32	1	–	–	–	460233-0	Oljekylare, alt 1	Oil cooler, alt 1			9) STD. ERS AV 1 ST	0840
											462663–6, 1 ST 946681–4.	0860
		1	–	–	–	462663-6	Oljekylare, alt 2	Oil cooler, alt 2			9, 17)	[illegible]
	33	1	–	–	–	952070-1	.Propp	.Plug				[illegible]
	34	1	–	–	–	925255-2	Tätningsring för	Seal ring for	S		9)	0920
							460233	460233				0940
		1	–	–	–	946681-4	Tätningsring för	Seal ring for	S		9)	0960
							462663	462663				0980
	35	1	–	–	–	418411-5	Tätningsring	Seal ring	S		9)	1000

8. Utan oljekylare. Without oil cooler. Sans refroidisseur d'huile. Ohne Ölkühler. Sin enfriador de aceite.
9. Med oljekylare. With oil cooler. Avec refroidisseur d'huile. Mit Ölkühler. Con enfriador de aceite.
17. Reservdelsutförande. Replacement unit. Version pièce détachée. Ersatzteilausführung. Versión de repuesto.
18. B20A–B. B20E(498268, 498269, 498066, 498052), B20E(498038) MO –4322, B20E(498039) MO –2928. B20F(498062, 498063, 498284, 498285, 498067, 498053), B20F(498048, MO –29664, B20F(498049) MO –24538.
19. B20E(498270, 498271), B20E(498040) MO –1722, B20E(498041) MO –3258. B20F(498058, 498059), B20F(498060) MO –2445, B20F(498061) MO –1415.
20. B20E(498038) MO 4323–, B20E(498039) MO 2929–, B20E(498040) MO 1723–, B20E(498041) MO 3259–. B20F(498048) MO 29665–, B20F(498049) MO 24539–, B20F(498060) MO 2446–, B20F(498061) MO 1416–.

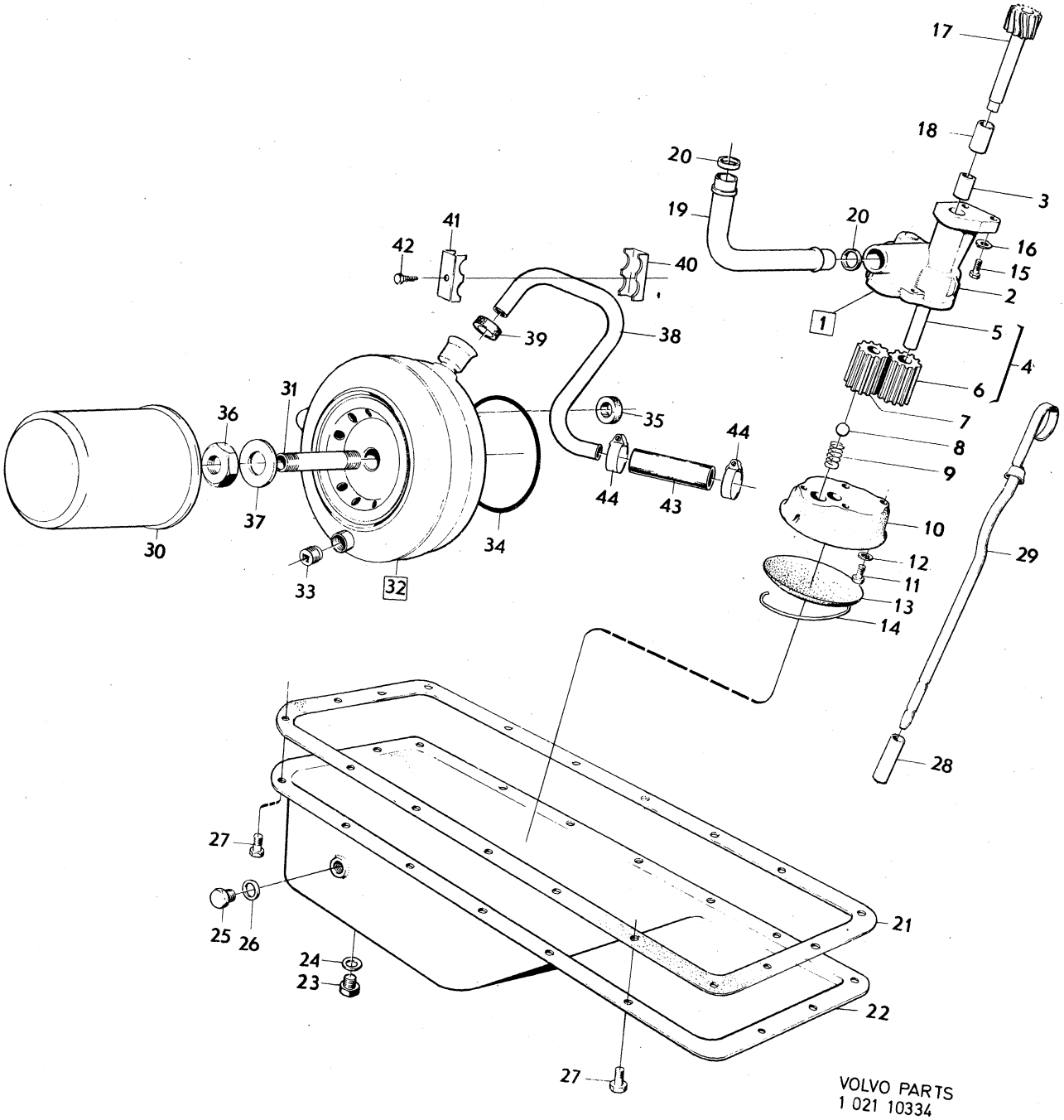

VOLVO PARTS
1 021 10334

Sida Page	Grupp Group	Smörjsystem	Lubricating system	Illustration	0300
22	2a			10334 1980–04	

Pos. Fig.	Antal/Quantity				Artikel nr Part No	Benämning	Description	Sats Kit	B P S R	Anmärkning Notes	
36	1	–	–	–	191701-2	Mutter	Nut			9)	1020
37	1	–	–	–	824589-6	Bricka	Washer			9)	1040
38	1	–	–	–	460362-7	Vattenavloppsrör	Water outlet pipe			9)	1060
39	1	–	–	–	418411-5	Tätningsring	Seal ring	S		9)	1080
40	1	–	–	–	460361-9	Klammer	Clamp			9)	1100
41	1	–	–	–	460364-3	Klammer	Clamp			9)	1120
42	1	–	–	–	960865-4	Skruv	Screw			9)	1140
43	110	–	–	–	943368-1	Slang	Hose			9)	1160
44	2	–	–	–	943473-9	Slangklammer	Hose clamp			9)	1180

9. Med oljekylare. With oil cooler. Avec refroidisseur d'huile. Mit Ölkühler. Con enfriador de aceite.

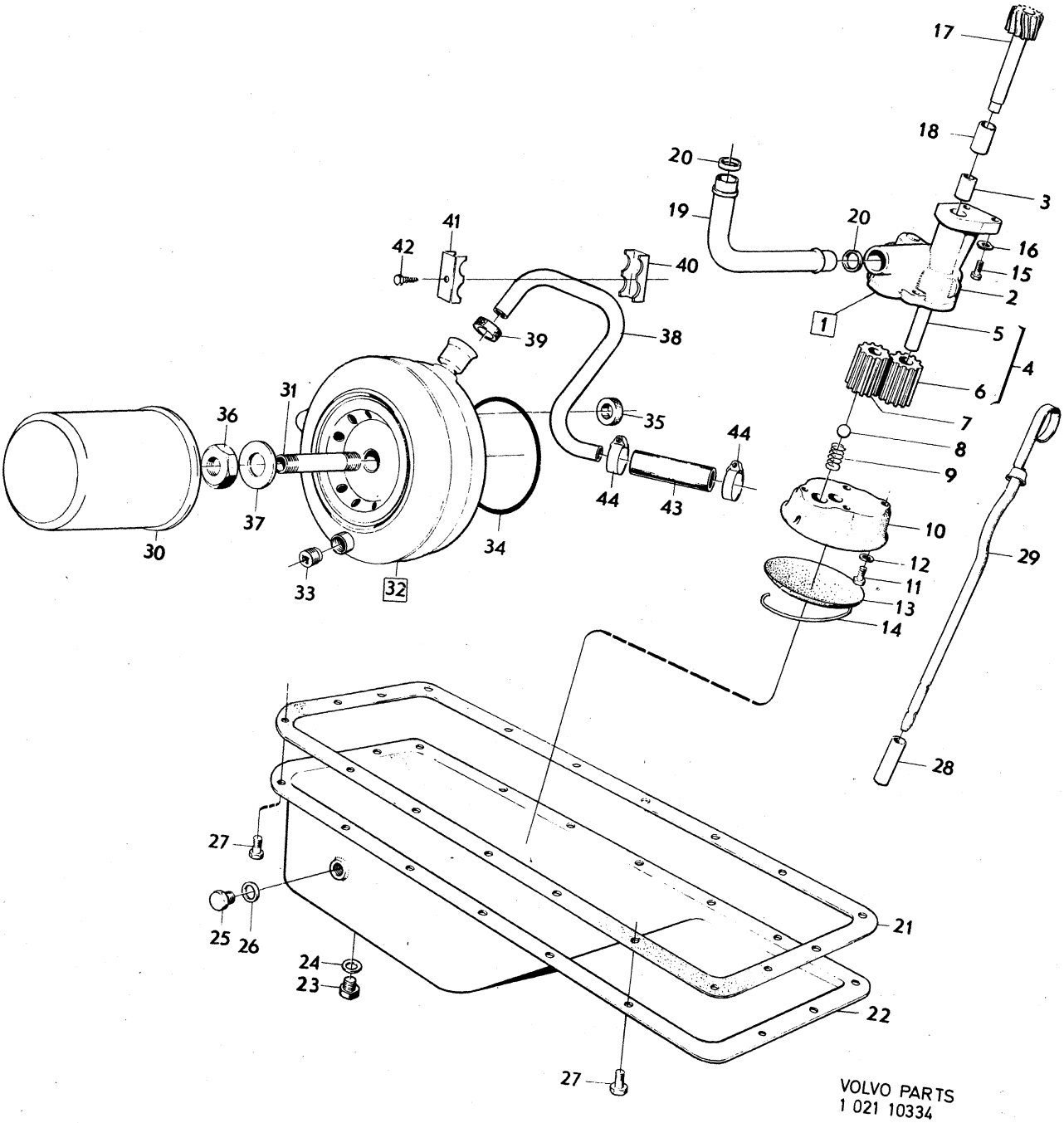
17
18
3
20
19
20
16
15
2
1
5
4
6
7
8
9
10
12
11
13
14
29
28
41
42
40
39
38
31
36
35
44
44
43
37
30
34
33
32
27
25
26
24
23
21
22
27
VOLVO PARTS
1 021 10334

Sida Page	Grupp Group	Cylinderlockspackningar och tillhörande tätningsringar	Cylinder head gaskets and related seals	Illustration	0350
24	2a			11716 1980–04	

	Pos. Fig.	Antal/Quantity				Artikel nr Part No	Benämning	Description	Sats Kit	B P S R	Anmärkning Notes	
		–	–	–	–		B20A ALT 1	B20A ALT 1			ROT 90–100	0020
	1	1	–	–	–	460443-5	.Cylinderlockspackning	.Cylinder head gasket			1) TJ 1,4	0040
											ERS AV 1 ST 462623–0,	0045
											1 ST 418655–7,	0050
											1 ST 418657–3	0055
x		1	–	–	–	462623-0	.Cylinderlockspackning	.Cylinder head gasket		1	2) TJ 1,2	0060
											(460322)	0070
	2	1	–	–	–	418656-5	.Tätningsring	.Seal ring			1) TJ 9,5	0080
		1	–	–	–	418655-7	.Tätningsring	.Seal ring			2) TJ 8,5	0100
	3	1	–	–	–	418658-1	.Tätningsring	.Seal ring			1) TJ 9,5	0120
		1	–	–	–	418657-3	.Tätningsring	.Seal ring			2) TJ 8,5	0140
		–	–	–	–							0150
		–	–	–	–		B20A ALT 2	B20A ALT 2			ROT 85–90	0160
	1	1	–	–	–		.Cylinderlockspackning	.Cylinder head gasket		8	1) TJ 2,6	0180
		1	–	–	–		.Cylinderlockspackning	.Cylinder head gasket		8	2) TJ 2,4	0200
		1	–	–	–	460443-5	..Cylinderlocks–packning	..Cylinder head gasket			1) TJ 1,4	0220
											ERS AV 1 ST 462623–0,	0225
											1 ST 418655–7,	0230
											1 ST 418657–3	0235
x		1	–	–	–	462623-0	..Cylinderlocks–packning	..Cylinder head gasket		1	1) TJ 1,2	0240
											(460322)	0250
x		2	–	–	–	462623-0	..Cylinderlocks–packning	..Cylinder head gasket		1	2) TJ 1,2	0260
											(460322)	0270
	2	1	–	–	–	419782-8	.Tätningsring	.Seal ring			TJ 10,0	0280
	3	1	–	–	–	419781-0	.Tätningsring	.Seal ring			TJ 10,0	0300
		–	–	–	–							0310
		–	–	–	–		B20B–D ALT 1	B20B–D ALT 1			ROT 97–100	0320
	1	1	–	–	–	419763-8	.Cylinderlockspackning	.Cylinder head gasket			TJ 0,8	0340
	2	1	–	–	–	418655-7	.Tätningsring	.Seal ring			TJ 8,5	0360
	3	1	–	–	–	418657-3	.Tätningsring	.Seal ring			TJ 8,5	0380
		–	–	–	–							0400
		–	–	–	–		B20B–D ALT 2	B20B–D ALT 2			ROT 90–97	0420
	1	1	–	–	–		.Cylinderlockspackning	.Cylinder head gasket		8	TJ 2,0	0440
x		1	–	–	–	462623-0	..Cylinderlocks–packning	..Cylinder head gasket		1	TJ 1,2	0460
											(460322)	0470
		1	–	–	–	419763-8	..Cylinderlockspackning	..Cylinder head gasket			TJ 0,8	0480
	2	1	–	–	–	418656-5	.Tätningsring	.Seal ring			TJ 9,5	0500
	3	1	–	–	–	418658-1	.Tätningsring	.Seal ring			TJ 9,5	0520
		–	–	–	–							0540
		–	–	–	–		B20B–D ALT 3	B20B–D ALT 3			ROT 85–90	0560
	1	1	–	–	–		.Cylinderlockspackning	.Cylinder head gasket		8	TJ 2,6	0580
		1	–	–	–	460443-5	..Cylinderlocks–packning	..Cylinder head gasket			TJ 1,4	0600
											ERS AV 1 ST 462623–0,	0605
											1 ST 418655–7,	0610
											1 ST 418657–3	0615
x		1	–	–	–	462623-0	..Cylinderlocks–packning	..Cylinder head gasket		1	TJ 1,2	0620
											(460322)	0630
	2	1	–	–	–	419782-8	.Tätningsring	.Seal ring			TJ 10,0	0640
	3	1	–	–	–	419781-0	.Tätningsring	.Seal ring			TJ 10,0	0660
		–	–	–	–							0670
		–	–	–	–		B20E ALT 1	B20E ALT 1			ROT 97–100	0680
	1	1	–	–	–	419763-8	.Cylinderlockspackning	.Cylinder head gasket			6) TJ 0,8	0700
x		1	–	–	–	462623-0	.Cylinderlockspackning	.Cylinder head gasket		1	7) TJ 1,2	0720
											(460322)	0730
	2	1	–	–	–	418655-7	.Tätningsring	.Seal ring			TJ 8,5	0740

1. B20A (498250) MO–101587. B20A (498251) MO–10626. B20A (498252) MO–10689. B20A (498253) MO –7000 B20A (498064) MO–210.
2. B20A(498250) MO 101588–. B20A(498251) MO 10627–.B20A(498252) MO 10690–. B20A(498253) MO 7001–. B20A(498064) MO 211–. B20A(498030–498033,498050).
6. B20E(498268 – 498271, 498066).
7. B20E(498038 – 498041, 498052).

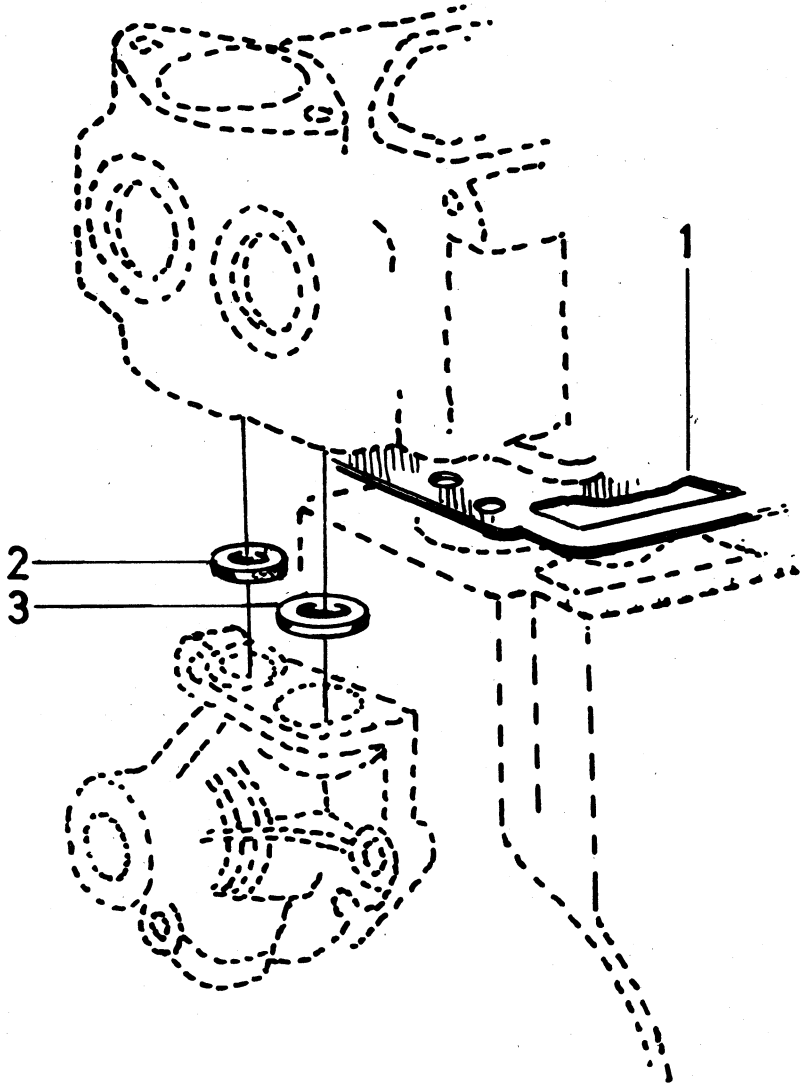

VOLVO PARTS
1 021 11716

Sida Page	Grupp Group	Cylinderlockspackningar och tillhörande tätningsringar	Cylinder head gaskets and related seals	Illustration	0350
26	2a			11716 1980–04	

	Pos. Fig.	Antal/Quantity				Artikel nr Part No	Benämning	Description	Sats Kit	B P S R	Anmärkning Notes	
	3	1	–	–	–	418657-3	.Tätningsring	.Seal ring			TJ 8,5	0760
		–	–	–	–							0770
		–	–	–	–		B20E ALT 2, ALT 3	B20E ALT 2, ALT 3			3) ROT 90–93,85–90	0780
		–	–	–	–							0800
		–	–	–	–		B20F ALT 1	B20F ALT 1			ROT 90–93	0820
x	1	1	–	–	–	462623-0	.Cylinderlockspackning	.Cylinder head gasket		1	TJ 1,2	0840
											(460322)	0850
	2	1	–	–	–	418655-7	.Tätningsring	.Seal ring			TJ 8,5	0860
	3	1	–	–	–	418657-3	.Tätningsring	.Seal ring			TJ 8,5	0880
		–	–	–	–							0900
		–	–	–	–		B20F ALT 2	B20F ALT 2			ROT 85–90	[illegible]
	1	1	–	–	–		.Cylinderlockspackning	.Cylinder head gasket		8	TJ 2,4	[illegible]
x		2	–	–	–	462623-0	..Cylinderlocks– packning	..Cylinder head gasket		1	TJ 1,2	0960
											(460322)	0970
	2	1	–	–	–	419782-8	.Tätningsring	.Seal ring			TJ 10,0	0980
	3	1	–	–	–	419781-0	.Tätningsring	.Seal ring			TJ 10,0	1000

3. Vid åtgärd på B20E skall cylinderlocket ersättas av ett för B20F. Cylinderlockspackningar och tätningsringar enligt anvisningar för B20F. When processing a B20E the cylinder head must be replaced by a cylinder head for the B20F. The cylinder head gaskets and seal rings should be used in accordance with the instructiones for the engines. Lors de mesures prises sur le B20E, la culasse doit être remplacée par une culasse pour B20 F. Les joints de culasses et rondelles d'étanchéité doivent être employés selon les indications concernant le B20F. Bei Massnahmen am B20E– Motor soll der Zylinderkopf durch einen B20F – Zylinderkopf ersetzt werden. Zylinderkopfdichtungen und Dichtungsringe werden lt. Anweisungen für den B20F– Motor verwendet. Al hacer reparaciones en los motores B20E la culata deberá substituirse por la correspondiente a los motores B20F. Las juntas de culata y anillos retén se utilizarán de acuerdo a las instrucciones correspondientes a los motores B20F.

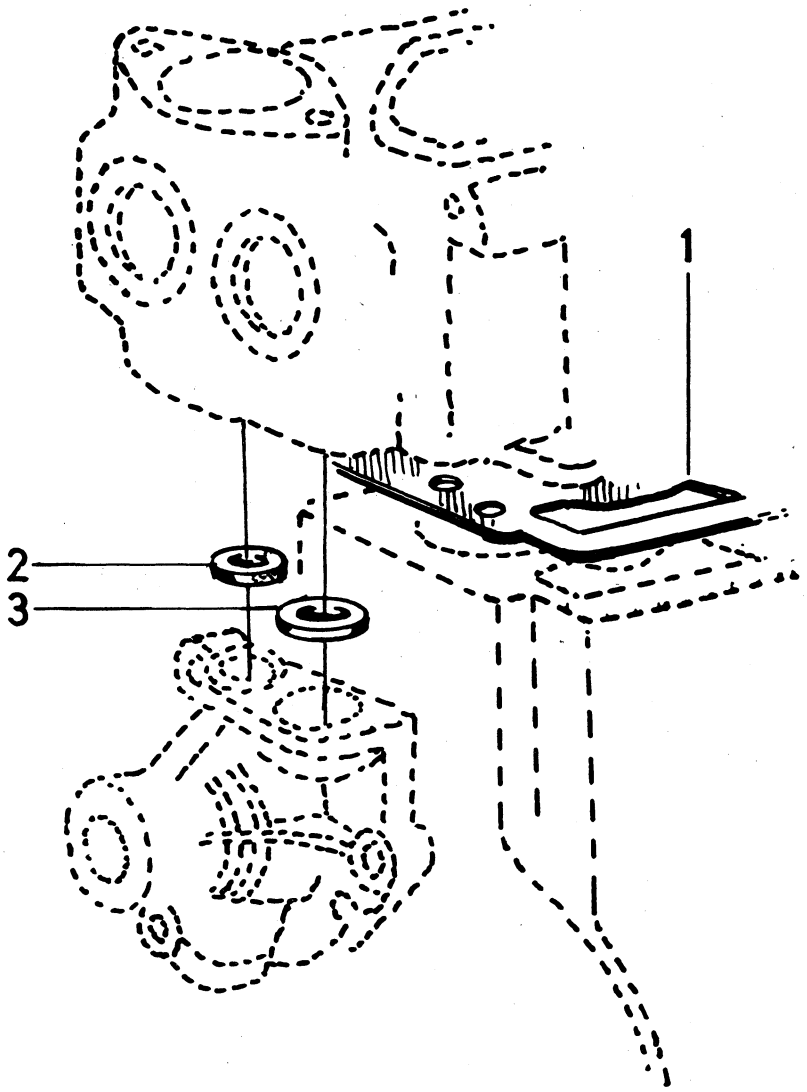

VOLVO PARTS
1 021 11716

0001

	Innehållsförteckning / Index / Table des matières	Inhaltsverzeichnis / Indice	Grupp / Group	Sida / Page
1980–04			2b	1

0020
0040 KYLSYSTEM — Sida — Koord.
0060
0080 Kylsystem 2 1-C03
0100
0120
0140
0160
0180 COOLING SYSTEM — Page — Grid
0200
0220 Cooling system 2 1-C03
0240
0260
0280
0300
0320 SYSTEME DE REFROIDISSEMENT — Page — Grid
0340
0360 Système de refroidissement 2 1-C03
0380
0400
0420
0440
0460 KÜHLANLAGE — Seite — Grid
0480
0500 Kühlanlage 2 1-C03
0520
0540
0560
0580
0600 SISTEMA DE REFRIGERACION — Página — Grid
0620
0640 Sistema de refrigeración 2 1-C03

Sida / Page: 2 — Grupp / Group: 2b — Kylsystem / Cooling system — Illustration 11559 1980–04 — 0050

	Pos. Fig.	Antal/Quantity				Artikel nr Part No	Benämning	Description	Sats Kit	B P S R	Anmärkning Notes	
	1	1	–	–	–	418327-3	Vattenpump	Water pump				1010
	2	1	–	–	–		.Skovelhjul	.Impeller		8		1020
	3	1	–	–	–	460839-4	.Tätning	.Seal			(430193)	1030
	4	1	–	–	–		.Axel, kullager, avkastarring	.Shaft, ball bering, deflector ring		8		1040 1050
	5	1	–	–	–	415058-7	.Låstråd	.Lock wire				1060
	6	1	–	–	–	418332-3	.Nav	.Hub				1070
	7	1	–	–	–	418656-5	Tätningsring	Seal ring	S		3) B20A TID UTF. ALT SE GRUPP 2A	1080 1081
		1	–	–	–	418655-7	Tätningsring	Seal ring	S		4) B20A SEN UTF. ALT SE GRUPP 2A	1085 1086
		1	–	–	–	418655-7	Tätningsring	Seal ring	S		B20B, B20E–F. ALT SE GRUPP 2A	1090 1091
	8	1	–	–	–	418658-1	Tätningsring	Seal ring	S		3) B20A TID UTF. ALT SE GRUPP 2A	1100 1101
		1	–	–	–	418657-3	Tätningsring	Seal ring	S		4) B20A SEN UTF. ALT SE GRUPP 2A	1105 1106
		1	–	–	–	418657-3	Tätningsring	Seal ring	S		B20B, B20E–F. ALT SE GRUPP 2A	1110 1111
x	9	1	–	–	–	1218718-3	Packning	Gasket	S	2	(418333)	1120
	10	2	–	–	–	190524-9	Skruv	Screw			L 28	1130
		2	–	–	–	940161-3	Skruv	Screw			L 45	1140
	11	4	–	–	–	941907-8	Fjädrande bricka	Resilient washer				1150
	12	1	–	–	–	461181-0	Remskiva	Pulley				1160
	13	1	–	–	–		Fläkt	Fan			SE SIDA 6, 1-C07	1170
	14	1	–	–	–	460481-5	Drivrem	Drive belt			VST	1180
		1	–	–	–	460482-3	Drivrem	Drive belt			HST	1190
		1	–	–	–		Drivrem	Drive belt			MS. SE GRUPP 6	1195
		1	–	–	–		Drivrem	Drive belt			MAC. SE GRUPP 9	1196
	15	1	–	–	–	273342-6	Termostatsats	Thermostat, kit		1	82C, 180F (273164)	1205 1206
		1	–	–	–	273277-4	Termostatsats	Thermostat, kit			92C, 197F.	1210
		1	–	–	–		.Termostat	.Thermostat	S			1220
x	16	1	–	–	–	416033-9	.Packning	.Gasket	S		(418361)	1230
	17	1	–	–	–	419333-0	Vattenavloppsrör	Water outlet pipe				1240
	18	2	–	–	–	940135-7	Skruv	Screw				1250
	19	2	–	–	–	941907-8	Fjädrande bricka	Resilient washer				1260
	20	1	–	–	–	460438-5	Vattentilloppsrör	Water inlet pipe			5)	1
		1	–	–	–	460464-1	Vattentilloppsrör	Water inlet pipe			6)	1280
	21	1	–	–	–	460508-5	Vattentilloppsrör	Water inlet pipe			1)	1290
	22	1	–	–	–	687138-8	Termokontakt	Thermal contact			1)	1300
	23	1	–	–	–	418326-5	Gummiring	Rubber ring	S			1310
	24	1	–	–	–	955526-9	Skruv	Screw				1320
	25	1	–	–	–	273236-0	Kylarslangsats	Radiator hose kit				1
x	26	2	–	–	–	943476-2	.Slangklammer	.Hose clamp	S	3	(951792)	1340
	27	1	–	–	–	273279-0	Kylarslangsats	Radiator hose kit				1350
x	28	1	–	–	–	943476-2	.Slangklammer	.Hose clamp	S	3	(951792)	1360
x	29	1	–	–	–	943475-4	.Slangklammer	.Hose clamp	S		(951791)	1370
	30	1	–	–	–	460400-5	Kylarelement	Radiator unit			STD. VXL M40, M41	1380
		1	–	–	–	460401-3	Kylarelement	Radiator unit			STD. VXL BW35	1390

1. För vagnar med elektrisk kylfläkt för luftkonditionering. For cars with electric cooling fan for air conditioning. Pour véhicules avec ventilateur électrique de refroidissement pour condtionnement d'air. Für Wagen mit elektrischem Kühlerlufter für Luftkonditionierung. Para vehiculos con ventilador refrigerante electrico para aire acondicionade.
3. B20A(498250) MO–101587. B20A(498251) MO–10626. B20A(498252) MO–10689. B20A(498253) MO–7000. B20A(498064) MO–210.
4. B20A(498250) MO 101588–. B20A(498251) MO 10627–. B20A(498252) MO 10690–. B20A(498253) MO 7001–. B20A(498064) MO 211–. B20A(498030–498033,498050).
5. Utan oljekylare. Without oil cooler. Sans refroidisseur d'huile. Ohne Ölkühler. Sin enfriador de aceite.
6. Med oljekylare. With oil cooler. Avec refroidisseur d'huile. Mit Ölkühler. Con enfriador de aceite.

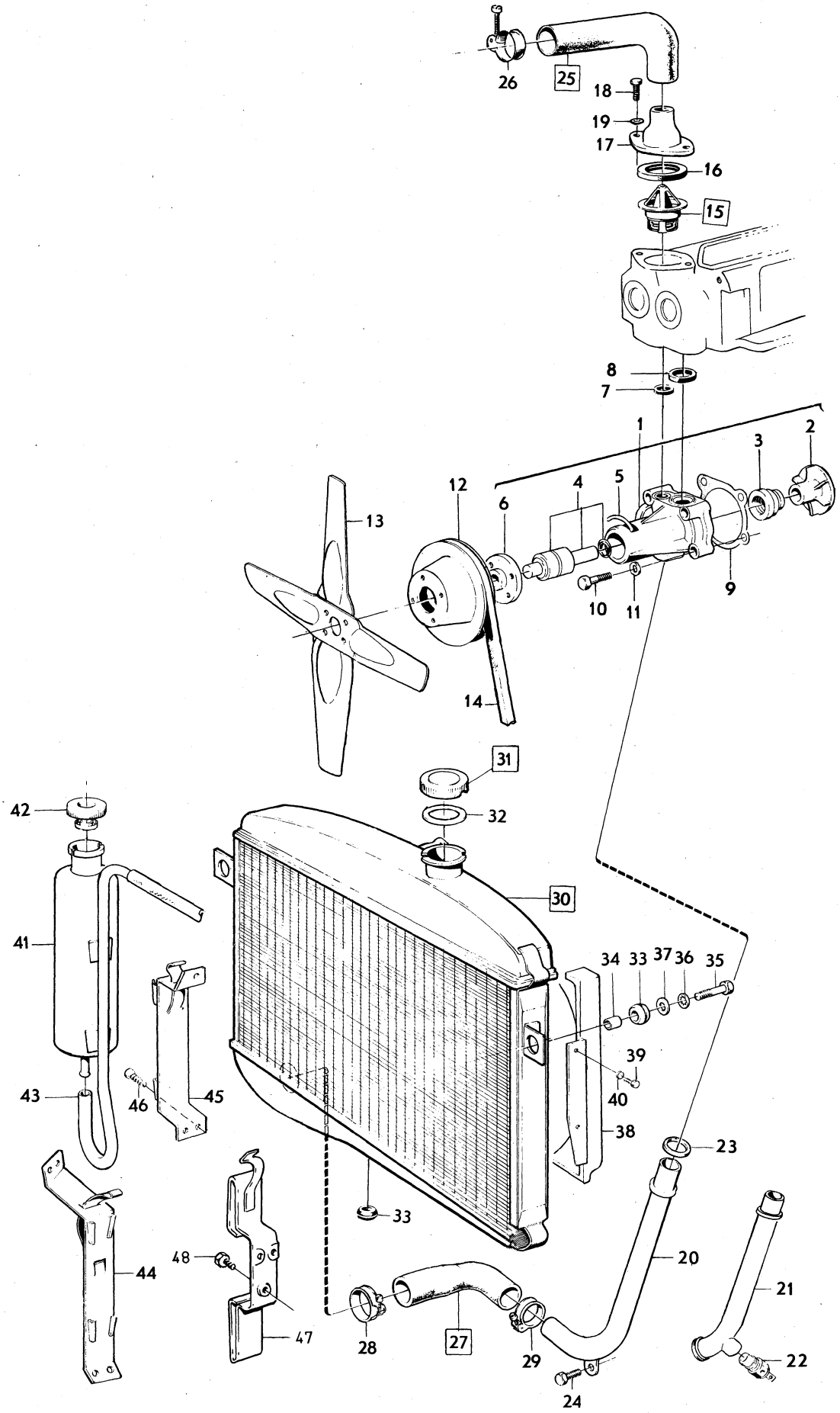

VOLVO PARTS
1022 11559

Sida Page	Grupp Group	Kylsystem	Cooling system	Illustration	0050
4	2b			11559 1980–04	

	Pos. Fig.	Antal/Quantity				Artikel nr Part No	Benämning	Description	Sats Kit	B P S R	Anmärkning Notes	
		1	–	–	–	460402-1	Kylarelement	Radiator unit			TROPIC. VXL M40,.M41	1400
		1	–	–	–	460403-9	Kylarelement	Radiator unit			TROPIC. VXL BW35	1410
x	31	1	–	–	–	461646-2	.Påfyllningslock	.Filler cap		1	(682294)	1420
	32	1	–	–	–	676553-1	..Packning	..Gasket				1430
	33	3	–	–	–	673989-0	Gummibussning	Rubber bushing				1440
	34	2	–	–	–	663497-6	Hylsa	Sleeve				1450
	35	2	–	–	–	940115-9	Skruv	Screw				1460
	36	2	–	–	–	955950-1	Låsbricka	Lock washer				1470
	37	2	–	–	–	960148-5	Bricka	Washer				1480
	38	1	–	–	–	687131-3	Fläktkåpa	Fan shroud			TROPIC	1490
	39	6	–	–	–	955127-6	Skruv	Screw				[illegible]
	40	6	–	–	–	960137-8	Bricka	Washer				[illegible]
	41	1	–	–	–	686833-5	Expansionskärl	Expansion tank				2010
	42	1	–	–	–	673233-3	Påfyllningslock	Filler cap				2020
	43	ERF	–	–	–	942700-6	Slang	Hose				2030
	44	1	–	–	–	687818-5	Konsol	Bracket			B20A–B. TID UTF	2040
	45	1	–	–	–	687816-9	Konsol	Bracket			B20E–F. TID UTF	[illegible]
	46	ERF	–	–	–	958236-2	Skruv	Screw			TID UTF	[illegible]
	47	1	–	–	–	462511-7	Konsol	Bracket			SEN UTF	2070
	48	3	–	–	–	955137-5	Skruv	Screw			SEN UTF	2080
x		1	–	–	–	275540-3	Packningssats, vattenpump	Gasket kit, water pump			B20B, B20E, B20E	2090 3000
x		1	–	–	–	275541-1	Packningssats, vattenpump	Gasket kit, water pump			B20A	3010 3020

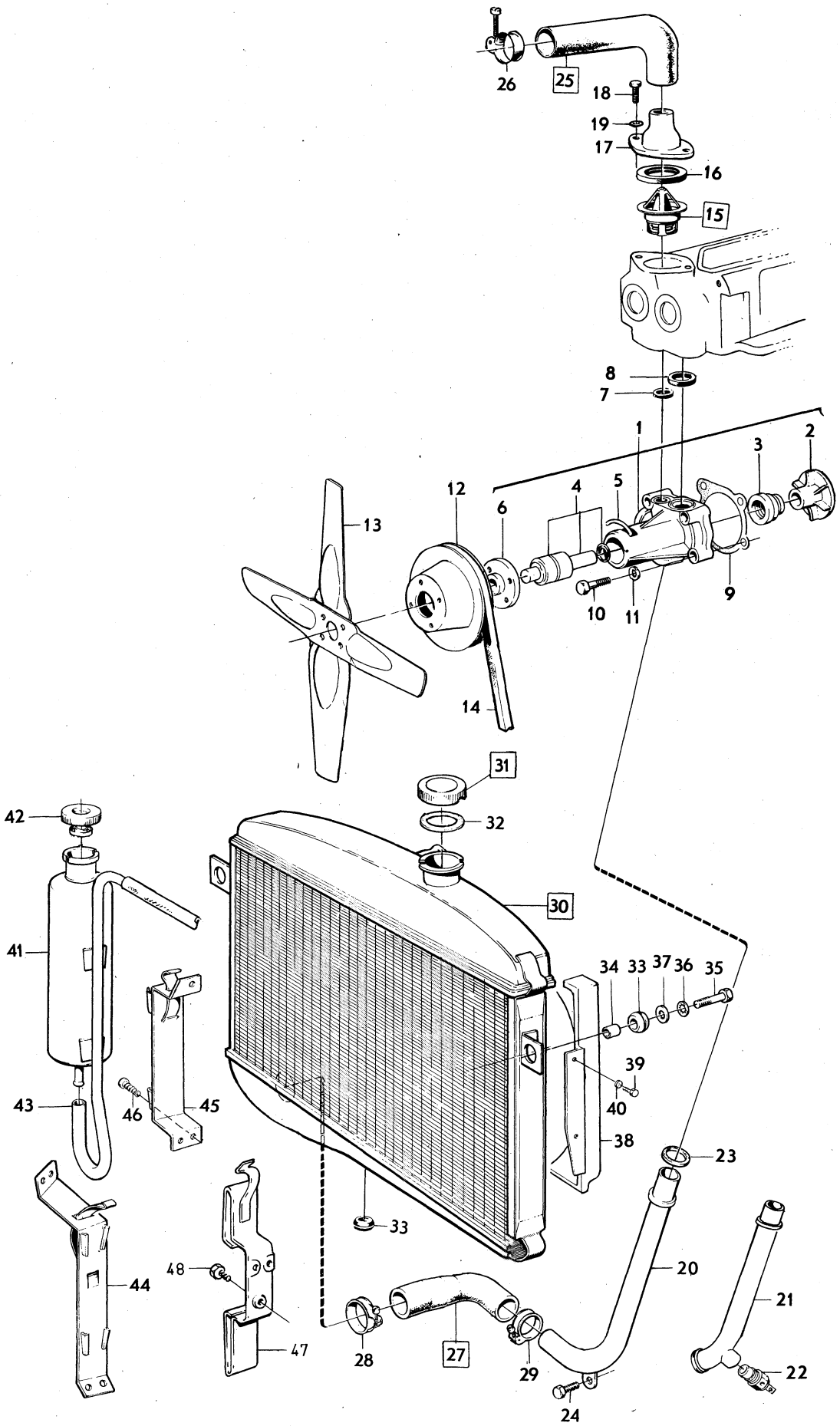

VOLVO PARTS
1022 11559

Sida Page	Grupp Group	Kylsystem	Cooling system	Illustration	0100
6	2b			11560 1980–04	

	Pos. Fig.	Antal/Quantity				Artikel nr Part No	Benämning	Description	Sats Kit	B P S R	Anmärkning Notes	
	1	–	–	–	–		Fläkt med monterings–	Fan with installation		8	ALT 1. TID UTF	1010
							detaljer	components				1020
	2	1	–	–	–	672703-6	.Fläkt	.Fan				1030
	3	1	–	–	–	686104-1	.Distansstycke	.Spacer				1040
	4	1	–	–	–	672740-8	.Bricka	.Washer				1050
	5	4	–	–	–	940161-3	.Skruv	.Screw				1060
	6	–	–	–	–		Fläkt med monterings–	Fan with installation		8	ALT 1. SEN UTF	1070
							detaljer	components				1080
	7	1	–	–	–	463820-1	.Fläkt	.Fan				1090
	8	1	–	–	–	686104-1	.Distansstycke	.Spacer				1100
	9	1	–	–	–	672740-8	.Bricka	.Washer				[illegible]
	10	1	–	–	–	462739-4	.Låsbleck	.Lock tab	S			[illegible]
	11	4	–	–	–	955526-9	.Skruv	.Screw				1130
	12	–	–	–	–		Fläkt med monterings–	Fan with installation		8	ALT 2	1140
		–	–	–	–		Detaljer	Components				1150
x	13	1	–	–	–	1266789-5	.Fläkt	.Fan		2	(1218570)	1160
x	14	1	–	–	–	1266788-7	.Slirkoppling	.Friction clutch		2	(462767)	[illegible]
	15	4	–	–	–	956557-3	.Skruv	.Screw				[illegible]
	16	4	–	–	–	941906-0	.Fjädrande bricka	.Resilient washer				1190
	17	4	–	–	–	955825-5	.Mutter	.Nut				1200
	18	1	–	–	–	460531-7	.Kopplingsfläns	.Clutch flange				1210
	19	4	–	–	–	956568-0	.Skruv	.Screw				1220
	20	4	–	–	–	941907-8	.Fjädrande bricka	.Resilient washer				1230
	21	1	–	–	–	945698-9	.Skruv	.Screw				1240
	22	1	–	–	–	460530-9	.Bricka	.Washer				1250
	23	1	–	–	–		Elektrisk kylfläktsats	Electric cooling fan kit		8	2)	1260
	24	1	–	–	–	686849-1	.Fläkt, motor, hållare	.Fan, engine, retainer				1270
	25	1	–	–	–	688071-0	..Fläkt	..Fan		8		1280
	26	1	–	–	–	688070-2	..Motor	..Engine		8		1290
	27	1	–	–	–		..Hållare	..Retainer		8		1300
	28	2	–	–	–	956552-4	..Skruv	..Screw				1310
	29	2	–	–	–	955920-4	..Fjäderbricka	..Spring washer				1320
	30	1	–	–	–	951944-8	..Spännstift	..Tension pin				1330
	31	2	–	–	–	955833-9	..Mutter	..Nut				1340
	32	2	–	–	–	955893-3	..Bricka	..Washer				1350
	33	1	–	–	–	688072-8	..Packning	..Gasket		8		1360
	34	1	–	–	–	460491-4	.Fäste	.Anchorage				1370
	35	2	–	–	–	460492-2	.Fäste	.Anchorage		8		[illegible]
	36	9	–	–	–	955523-6	.Skruv	.Screw				[illegible]
	37	6	–	–	–	955826-3	.Mutter	.Nut				1400
	38	11	–	–	–	955894-1	.Bricka	.Washer				1410
	39	9	–	–	–	941907-8	.Fjädrande bricka	.Resilient washer				1420
	40	1	–	–	–	1214764-1	.Relä	.Relay			(870670)	1430
	41	2	–	–	–	955127-6	.Skruv	.Screw				[illegible]
	42	1	–	–	–	941111-7	.Säkringsdosa	.Fusebox				[illegible]
	43	2	–	–	–	955127-6	.Skruv	.Screw				1460
	44	1	–	–	–	942785-7	.Säkring	.Fuse				1470
	45	1	–	–	–	941112-5	.Lock	.Cover				1480
	46	1	–	–	–		.Vattentilloppsrör	.Water inlet pipe			SE SIDA 2, 1-C03	1490
	47	1	–	–	–		.Gummiring	.Rubber ring			SE SIDA 2, 1-C03	1500
	48	1	–	–	–		.Termokontakt	.Thermal contact			SE SIDA 2, 1-C03	1510

2. För vagnar med luftkonditionering. For cars with air conditioning. Pour véhicules avec conditionnement d'air. Für Wagen mit Luftkonditionierung. Para vehiculos con aire acondicionade.

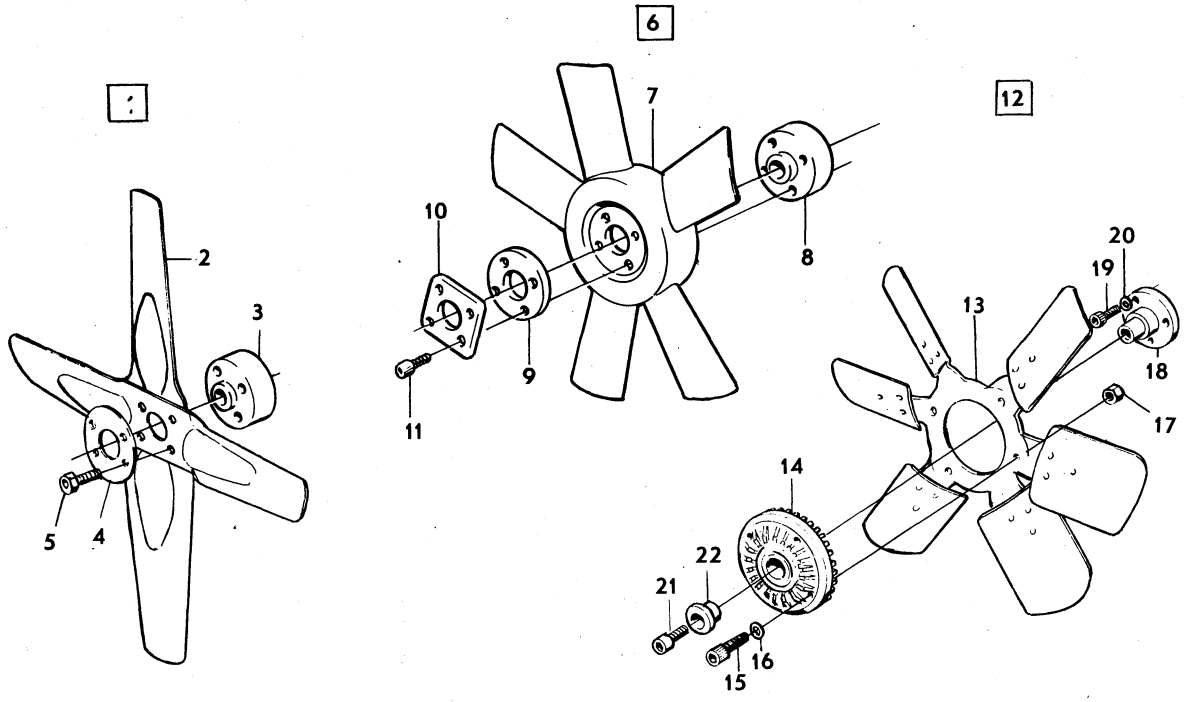

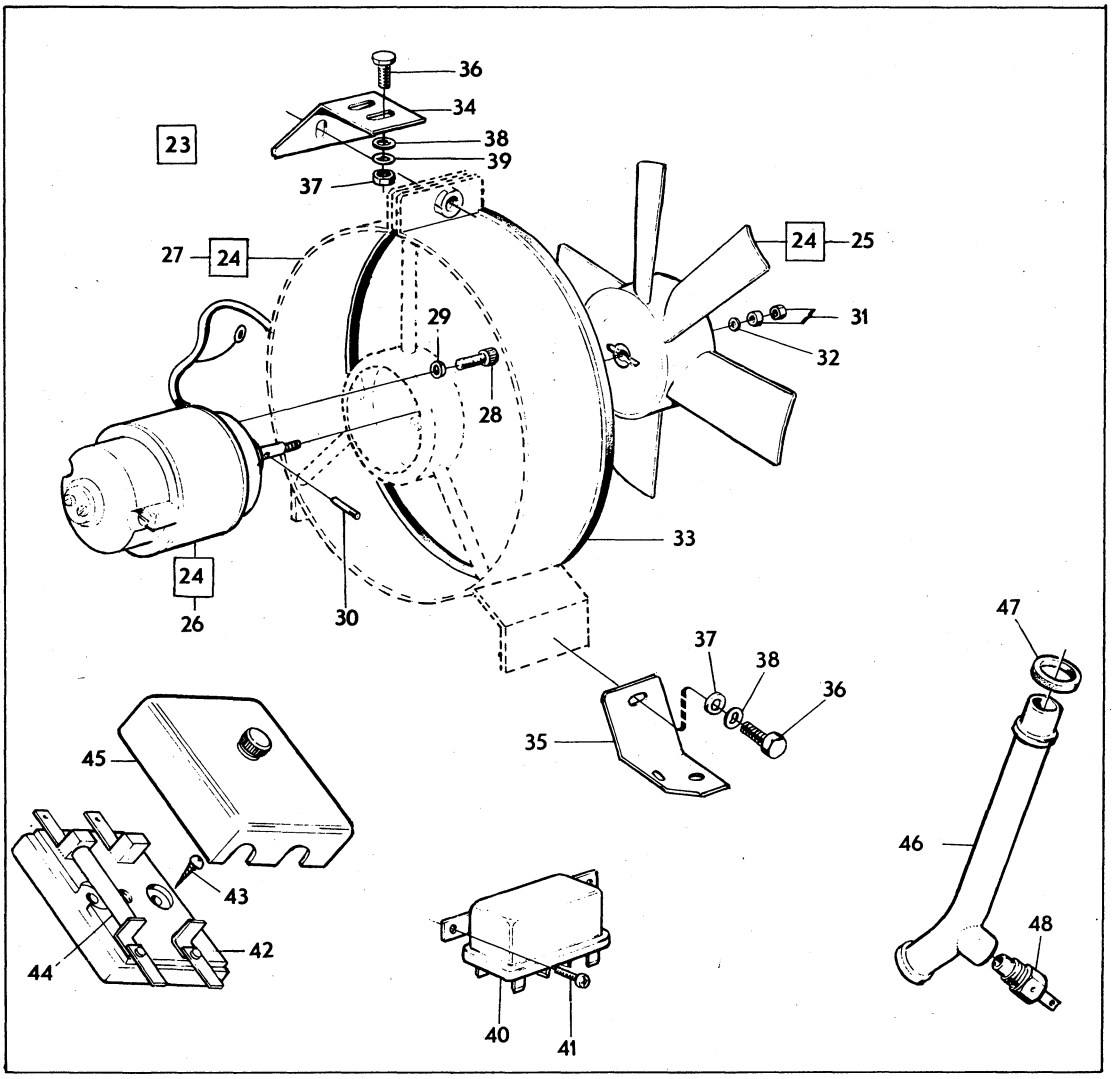

VOLVO PARTS
1 022 11560

0001

	Innehållsförteckning / Index / Table des matières	Inhaltsverzeichnis / Indice	Grupp / Group	Sida / Page
1980–04			2c	1

0020
0040 BRÄNSLE– OCH AVGASSYSTEM — Sida — Koord.
0060
0080 Bränsle– och avgassystem 2 1-C11
0100
0120
0140
0160
0180 FUEL AND EXHAUST SYSTEMS — Page — Grid
0200
0220 Fuel and exhaust system 2 1-C11
0240
0260
0280
0300
03 SYSTEME D'ALIMENTATION ET SYSTEME D'ECHAPPEMENT — Page — Grid
034
0360 Système alimentation et Système déchappement 2 1-C11
0380
0400
0420
04
04 KRAFTSTOFF– UND AUSPUFFANLAGE — Seite — Grid
0480
0500 Kraftstoff– und Auspuffanlage 2 1-C11
0520
0540
0560
0580
0600 SISTEMAS DE COMBUSTION Y DE ESCAPE — Página — Grid
0620
0640 Sistemas de combustión y de escape 2 1-C11

Sida Page	Grupp Group	Bränsle– och avgassystem	Fuel and exhaust system	Illustration	0025
2	2c			26755 1980–04	

Pos. Fig.	Antal/Quantity				Artikel nr Part No	Benämning	Description	Sats Kit	B P S R	Anmärkning Notes	
1	–	–	–	–		Bränslesystem B20A	Fuel system B20A			SE SIDA 4, 1-C13	0020
	–	–	–	–		Bränslesystem B20B	Fuel system B20B			5)	0040
										SE SIDA 10, 1-C19	0041
	–	–	–	–		Bränslesystem B20B	Fuel system B20B			6)	0050
										SE SIDA 20, 1-D05	0051
	–	–	–	–		Bränslesystem B20E, F	Fuel system B20E, F			SE SIDA 28, 1-D13	0060
	–	–	–	–		.Luftfilter	.Air filter				0080
	–	–	–	–		..B20A, B20B	..B20A, B20B			SE SIDA 86, 1-F23	0100
	–	–	–	–		..B20E, B20F	..B20E, B20F			SE SIDA 90, 1-G03	0120
	–	–	–	–		.Bränslepump	.Fuel pump				0140
	–	–	–	–		..B20A, B20B	..B20A, B20B			SE SIDA 92, 1-G05	01[illegible]
2	–	–	–	–		Avgassystem	Exhaust system				01[illegible]
	–	–	–	–		.B20A, B20B	.B20A, B20B			SE SIDA 94, 1-G07	0200
	–	–	–	–		.B20E, B20F	.B20E, B20F			SE SIDA 98, 1-G11	0220

5. 142 CH–393949. 144 CH–427999. 145 CH–210049.
6. 142 CH 393950–. 144 CH 428000–. 145 CH 210050–.

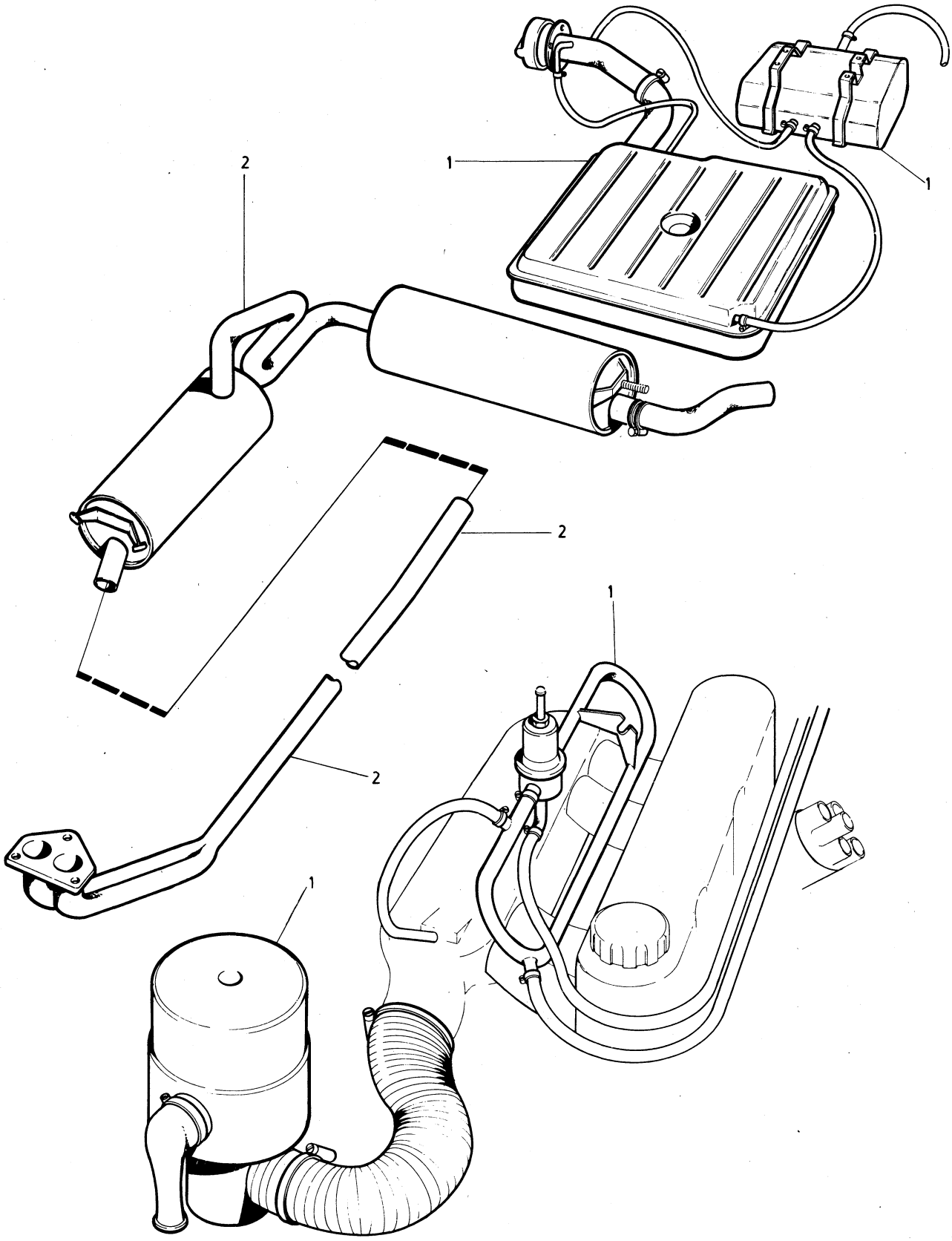

VOLVO PARTS
1 023 26755
(102:2)

Sida Page	Grupp Group	Bränslesystem förgasarmotor, B20A	Fuel system carburetter engine B20A	Illustration 13481 1980–04	0050
4	2c				

Pos. Fig.	Antal/Quantity				Artikel nr Part No	Benämning	Description	Sats Kit	B P S R	Anmärkning Notes	
1	1	–	–	–		Bensintank med	Fuel tank with		8	5)	0020
	–	–	–	–		Monteringsdetaljer	Installation components				0040
1a	1	–	–	–	1213748-5	.Bensintank	.Fuel tank			(1211304)	0060
2	1	–	–	–	191026-4	.Propp	.Plug				0080
3	1	–	–	–	952069-3	.Propp	.Plug			TID UTF	0100
3a	1	–	–	–	952069-3	.Propp	.Plug			SEN UTF	0120
4	1	–	–	–	687245-1	.Tätningshylsa	.Seal sleeve				0140
5	1	–	–	–	946709-3	.Slangklammer	.Hose clamp			(943843)	0160
6	1	–	–	–	688593-3	.Filter	.Filter				0180
7	1	–	–	–	685625-6	.Propp	.Plug				0200
8	1	–	–	–	687825-0	.Tankarmatur	.Fuel gauge sender				02[illegible]
9	1	–	–	–	944219-5	.Packning	.Gasket				02[illegible]
10	16	–	–	–	955138-3	.Skruv	.Screw				0260
11	1	–	–	–	1211359-3	.Slang	.Hose			142, 144	0280
	1	–	–	–	1211471-6	.Slang	.Hose			145	0300
x 12	2	–	–	–	943479-6	.Slangklammer	.Hose clamp			(951796)	0320
13	1	–	–	–	1213863-2	.Rör	.Pipe			142, 144	034[illegible]
	1	–	–	–	677922-7	.Rör	.Pipe			145	03[illegible]
14	1	–	–	–	679963-9	.Packning	.Gasket				0380
15	4	–	–	–	955138-3	.Skruv	.Screw				0400
16	1	–	–	–	675515-1	.Lock	.Cap				0420
17	1	–	–	–	925068-9	..O–ring	..O–ring				0440
18	1	–	–	–	684063-1	..Packning	..Gasket				0460
19	2	–	–	–	950009-1	..Skruv	..Screw				0480
20	1	–	–	–		.Låsanordning	.Lock unit		8	2)	0500
21	1	–	–	–	675505-2	..Handtag	..Handle		8		0520
22	1	–	–	–	675506-0	..Kolv	..Piston				0540
23	1	–	–	–	675507-8	..Fjäder	..Spring				0560
24	4	–	–	–	955890-9	..Bricka	..Washer				0580
25	2	–	–	–	907849-4	..Saxpinne	..Split pin				0600
26	1	–	–	–	955140-9	..Skruv	..Screw				0620
27	1	–	–	–	940090-4	..Bricka	..Washer				0640
28	820	–	–	–	941680-1	.Slang	.Hose				0660
29	2	–	–	–	943472-1	.Slangklammer	.Hose clamp		1	(951788)	0680
30	670	–	–	–	192034-7	.Slang	.Hose			ALT 1	0700
31	1	–	–	–	946709-3	.Slangklammer	.Hose clamp			ALT 1	0720
										(943843)	0740
32	1	–	–	–	191404-3	.Klammer	.Clip			ALT 1	076[illegible]
33	1	–	–	–	190208-9	.Klammer	.Clip			ALT 1	078
34	1	–	–	–	88273-8	.Gummibussning	.Rubber bushing			ALT 1	0800
34a	130	–	–	–	192034-7	.Slang	.Hose			ALT 2	0820
34b	2	–	–	–	946709-3	.Slangklammer	.Hose clamp			ALT 2	0840
										(943843)	0860
34c	550	–	–	–	954314-1	.Rör	.Pipe			ALT 2	088[illegible]
34d	1	–	–	–	941268-5	.Gummibussning	.Rubber bushing			ALT 2	090
										(941264)	0920
34e	1	–	–	–	192248-3	.Klammer	.Clip			ALT 2	0940
35	1	–	–	–	678158-7	.Täckplåt	.Cover plate			145	0960
36	3	–	–	–	955137-5	.Skruv	.Screw			145	0980
36a	1	–	–	–	679259-2	.Täckplåt	.Cover plate			145	1000
36b	3	–	–	–	955137-5	.Skruv	.Screw			145	1020
37	1	–	–	–	954349-7	.Vinkelnippel	.Elbow nipple			TID UTF	1040
38	1880	–	–	–	941354-3	.Rör	.Pipe			TID UTF	1060
39	1	–	–	–	954322-4	.Överfallmutter	.Cap nut			TID UTF	1080
39a	1	–	–	–	945349-9	.Vinkelnippel	.Elbow nipple			SEN UTF	1100
39b	2210	–	–	–	941354-3	.Rör	.Pipe			SEN UTF	1120
39c	1	–	–	–	954322-4	.Överfallsmutter	.Cap nut			SEN UTF	1140

2. Ej standardutrustning. Säljes som tillbehör. Optional extra. N'est pas equipement standard. Est vendue comme accessoire. Nicht serienmässig. Verkauf als Zubehör. No forma parte del equipo standard. Se vende como accesorio.
5. 142 CH–393949. 144 CH–427999. 145 CH–210049.

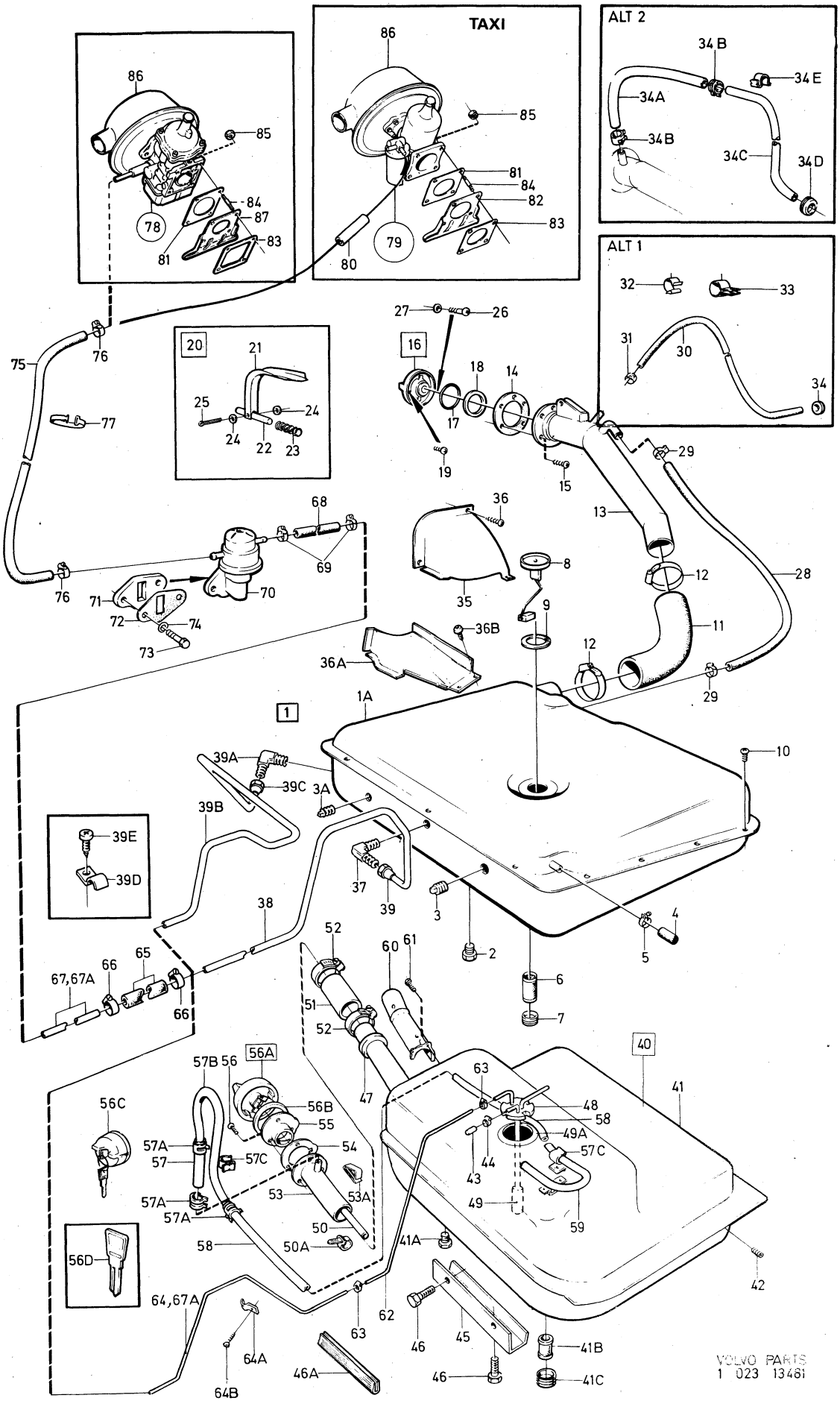
TAXI
ALT 2
ALT 1
VOLVO PARTS
1 023 13481

Sida Page	Grupp Group	Bränslesystem förgasarmotor, B20A	Fuel system carburetter engine B20A	Illustration 13481 1980–04	0050
6	2c				

	Pos. Fig.	Antal/Quantity				Artikel nr Part No	Benämning	Description	Sats Kit	B P S R	Anmärkning Notes	
	39d	1	–	–	–	951189-0	.Klammer	.Clip			SEN UTF	1160
	39e	1	–	–	–	190665-0	.Skruv	.Screw			SEN UTF	1180
	40	1	–	–	–		Bensintank med	Fuel tank with		8	6)	1200
		–	–	–	–		Monteringsdetaljer	Installation components				1220
x	41	1	–	–	–	1254452-4	.Bensintank	.Fuel tank		4	19)	1240
	41a	1	–	–	–	191026-4	..Propp	..Plug				1260
	41b	1	–	–	–	688593-3	..Filter	..Filter				1280
	41c	1	–	–	–	685625-6	..Propp	..Plug				1300
x	42	1	–	–	–	946559-2	.Propp	.Plug		2	(952357)	1320
	43	1	–	–	–	687245-1	.Tätningshylsa	.Seal sleeve				1340
	44	1	–	–	–	946709-3	.Slangklammer	.Hose clamp			(943843)	1[illegible]
	45	1	–	–	–	1203265-2	.Konsol	.Bracket				1[illegible]
	46	8	–	–	–	946790-3	.Skruv	.Screw				1400
	46a	ERF	–	–	–	678238-7	.Skyddslist	.Protector moulding				1420
	47	1	–	–	–	1213769-1	.Packning	.Gasket				1440
	48	1	–	–	–	1214698-1	.Tankarmatur	.Fuel gauge sender				1460
	49	1	–	–	–	1211175-3	.Filter	.Filter				14[illegible]
	49a	1	–	–	–	944219-5	.Packning	.Gasket				1[illegible]
x	50	1	–	–	–	1203955-8	.Slang	.Hose		2	(1203455)	1520
	50a	1	–	–	–	943746-8	.Bandklammer	.Strip clamp				1540
	51	1	–	–	–	1213508-3	.Slang	.Hose				1560
x	52	2	–	–	–	943479-6	.Slangklammer	.Hose clamp			(951795)	1580
x	53	1	–	–	–	1254555-4	.Skyddsrör	.Protector tube		3	(1202688)	1600
	53a	1	–	–	–	1203967-3	.Clips	.Clip		6		1620
	54	1	–	–	–	1213504-2	.Packning	.Gasket				1640
	55	1	–	–	–	1213506-7	.Påfyllningsrör	.Filler tube				1660
	56	3	–	–	–	956207-5	.Skruv	.Screw				1680
	56a	1	–	–	–	1203782-6	.Lock	.Cap		2	9) ALT 1.	1700
											(1213566)	1720
	56b	1	–	–	–	684063-1	..Packning för 1213566	..Gasket for 1213566			9)	1740
		1	–	–	–	1203779-2	..Packning för 1203782	..Gasket for 1203782			10)	1760
x	56c	1	–	–	–	283954-6	.Lock med två nycklar, rött	.Cap with two keys, red		6	ALT 2	1780
											(283235)	1800
x		1	–	–	–	283553-6	.Lock med två nycklar, mattförkromat	.Cap with two keys, dull chromium plated		6	ALT 3	1820
												1840
	56d	1	–	–	–	1207300-3	.Nyckel (ämne)	.Key (blank)				1860
	57	50MM	–	–	–	192034-7	.Slang	.Hose				1880
	57a	3	–	–	–	1211392-4	.Slangklammer	.Hose clamp		2		1[illegible]
	57b	520	–	–	–	954314-1	.Rör	.Pipe				1[illegible]
	57c	2	–	–	–	192248-3	.Klamma	.Clip				1940
	58	990	–	–	–	192034-7	.Slang	.Hose				1960
	59	190	–	–	–	954314-1	.Rör	.Pipe				1980
	60	1	–	–	–	1213914-3	.Skyddskåpa	.Casing			142, 144	2000
	61	3	–	–	–	955137-5	.Skruv	.Screw			142, 144	20[illegible]
x	62	350	–	–	–	1266500-6	.Slang	.Hose		2	(419796)	2[illegible]
	63	2	–	–	–	945652-6	.Slangklammer	.Hose clamp				2060
	64	1660	–	–	–	941354-3	.Rör	.Pipe			14)	2080
	64a	ERF	–	–	–	951189-0	.Klammer	.Clip				2100
	64b	ERF	–	–	–	190665-0	.Skruv	.Screw			L 12	2120
		ERF	–	–	–	960862-1	.Skruv	.Screw			L 9,5	2140
x	65	105	–	–	–	1266500-6	Slang	Hose		2	14)	2160
											(419796)	2180
	66	2	–	–	–	945652-6	Slangklammer	Hose clamp			14)	2200
	67	1550	–	–	–	941354-3	Rör	Pipe			14)	2220

6. 142 CH 393950–. 144 CH 428000–. 145 CH 210050–.
9. 142 CH –410144, 144 CH –448671, 145 CH –223150.
10. 142 CH 410145–, 144 CH 448672–, 145 CH 223151–.
14. 142 CH –439847, 144 CH –486476, 145 CH –249002.
19. ERS AV 1 ST 1255754–2, 1 ST 1258752–3, 1 ST 949276–0, 1 ST 1235324–9, 1 ST 1255189–1, 1 ST 1254606–5, 1 ST 949282–8, 1 ST 1254461–5.

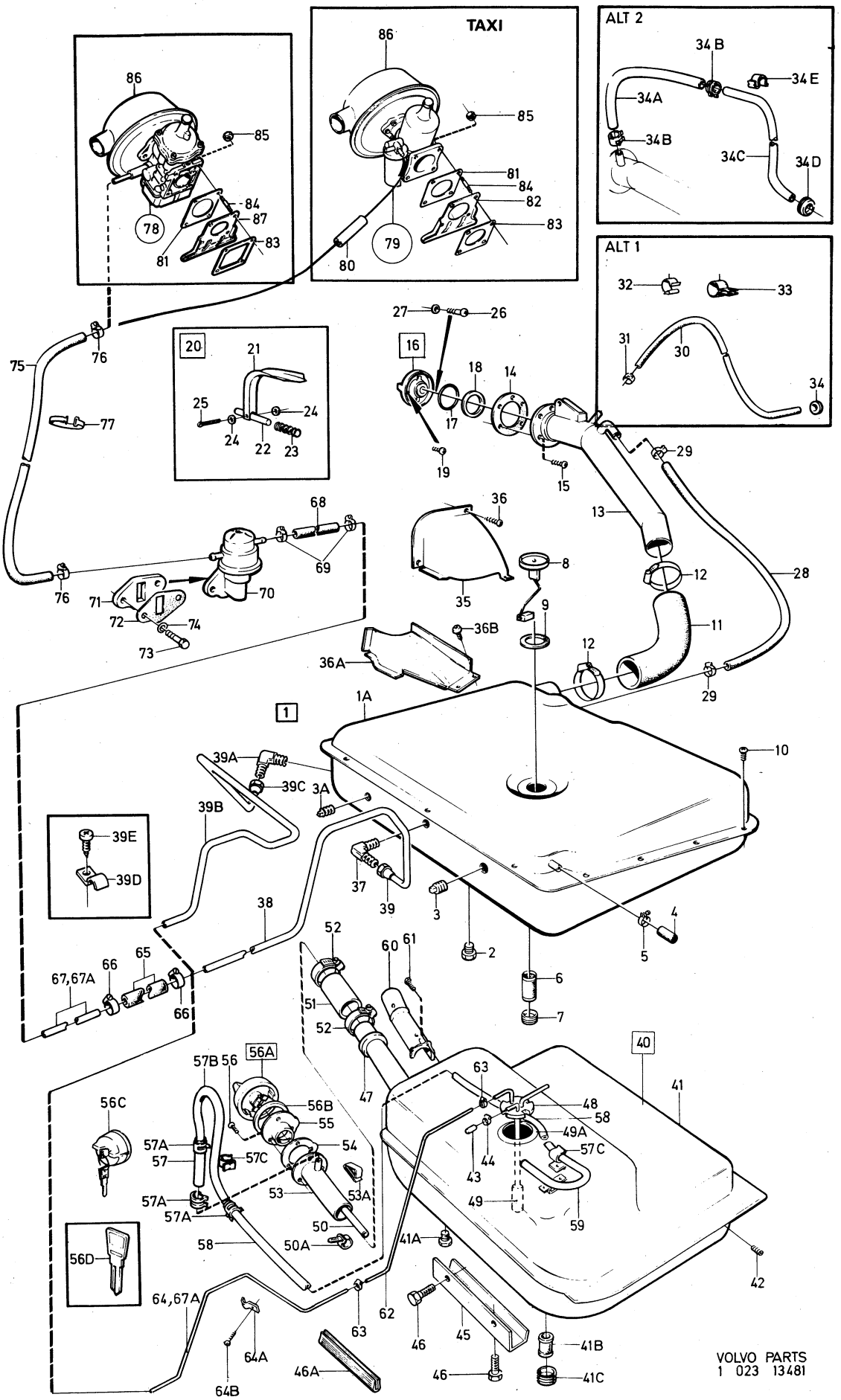
TAXI
ALT 2
ALT 1
VOLVO PARTS
1 023 13481

Sida Page	Grupp Group	Bränslesystem förgasarmotor, B20A	Fuel system carburetter engine B20A	Illustration 13481 1980–04	0050
8	2c				

	Pos. Fig.	Antal/Quantity				Artikel nr Part No	Benämning	Description	Sats Kit	B P S R	Anmärkning Notes	
	67a	3115	–	–	–	941354-3	Rör	Pipe			15)	2240
x	68	ERF	–	–	–	1266500-6	Slang	Hose		2	(419796)	2260
	69	2	–	–	–	945652-6	Slangklammer	Hose clip				2280
	70	1	–	–	–		Bensinpump	Fuel pump			SE SIDA 92, 1-G05	2300
	71	1	–	–	–	460678-6	Mellanlägg	Spacer				2320
	72	2	–	–	–	61830-6	Packning	Gasket	S			2340
	73	2	–	–	–	190524-9	Skruv	Screw				2360
	74	2	–	–	–	941907-8	Fjädrande bricka	Resilient washer				2380
x	75	680	–	–	–	1266870-3	Slang	Hose		2	(419797)	2400
	76	2	–	–	–	945650-0	Slangklammer	Hose clamp				2420
	77	1	–	–	–	714529-5	Klammer	Clamp		8		2[illegible]
x	78	1	–	–	–	237436-1	Förgasare	Carburetter		6	ZS	2460
		–	–	–	–		.Det se sida 56, 1-E17	.Comps page 56, 1-E17			ERS AV 237631–7	2480
x	79	1	–	–	–	237455-1	Förgasare	Carburetter			16) SU. EXCL TAXI	2500
		–	–	–	–		.Det se sida 80, 1-F17	.Comps page 80, 1-F17			ERS AV 237631-7	2520
x		1	–	–	–	237627-5	Förgasare	Carburetter		1	11) SU. EXCL TAXI	2540
		–	–	–	–		.Det se sida 80, 1-F17	.Comps page 80, 1-F17			ERS AV 237631–7	2[illegible]
		1	–	–	–	237451-0	Förgasare	Carburetter			SU TAXI	2580
		–	–	–	–		.Det se sida 64, 1-F01	.Comps page 64, 1-F01				2600
	80	130	–	–	–	192034-7	Gummislang	Rubber hose			TAXI	2620
	81	1	–	–	–	419888-3	Isolerfläns	Insulating flange				2640
	82	1	–	–	–	419744-8	Skyddsplåt	Backing plate				2660
	83	2	–	–	–	418754-8	Packning	Gasket	S			2680
	84	4	–	–	–	953239-1	Pinnskruv	Stud				2700
	85	4	–	–	–	955826-3	Mutter	Nut				2720
	86	1	–	–	–		Luftfilter	Air filter			SE SIDA 86, 1-F23	2740

11. Reservdelsutförande. Replacement unit. Version pièce détachée. Ersatzteilführung. Versión de repuesto.
15. 142 CH 439848–, 144 CH 486477–, 145 CH 249003–.
16. STD. EXCL EEC ERS AV 1 ST 237627–5, 4 ST 940129–0. EEC ERS AV 1 ST 237627–5, 4 ST 955294–4.

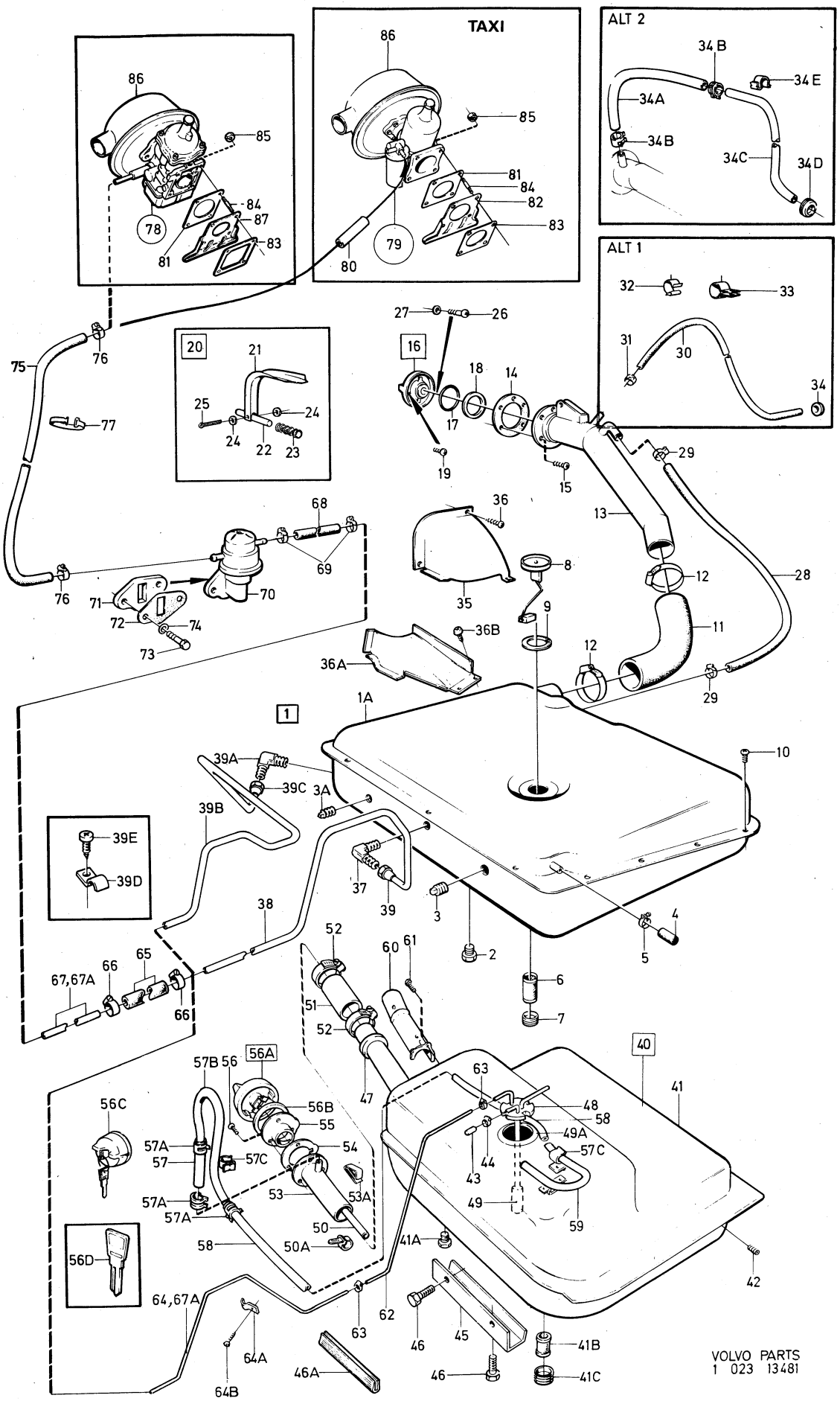
TAXI
ALT 2
ALT 1
VOLVO PARTS
1 023 13481

Sida Page	Grupp Group	Bränslesystem, förgasarmotor, B20B	Fuel system, carburetter engine, B20B	Illustration	0100
10	2c	5)	5)	26659 1980–04	

	Pos. Fig.	Antal/Quantity 142 144	145			Artikel nr Part No	Benämning	Description	Sats Kit	B P S R	Anmärkning Notes	
	1	1	1	–	–		Bränsletank	Fuel tank			SE SIDA 16, 1-D01	0020
	1a						bränsledningar	fuel cables			SE SIDA 16, 1-D01	0040
	2	1	1	–	–		Bränslepump	Fuel pump			SE SIDA 92, 1-G05	0060
	3	1	1	–	–		Expansionstank	Expansion tank			SE SIDA 18, 1-D03	0080
x	4	205	205	–	–	1266500-6	Slang	Hose		2	(419796)	0100
	5	2	2	–	–	945652-6	Slangklammer	Hose clamp				0120
	6	1	1	–	–	460678-6	Mellanlägg	Spacer				0140
	7	2	2	–	–	61830-6	Packning	Gasket	S			0160
	8	2	2	–	–	190524-9	Skruv	Screw				0180
	9	2	2	–	–	941907-8	Fjädrande bricka	Resilient washer				0200
x	10	620	620	–	–	1266870-3	Slang	Hose		2	VST	0220
											(419797)	0240
x		730	730	–	–	1266870-3	Slang	Hose		2	HST	0260
											(419797)	0280
	11	2	2	–	–	945650-0	Slangklammer	Hose clamp				0300
x	12	1	1	–	–	948210-0	Bandklammer	Strip clamp		2	(943857)	0320
	13	1	1	–	–	419853-7	Klammer	Clamp				0340
	14	1	1	–	–	237558-2	Förgasare, främre	Carburetter, forward			ZS. EXCL JAPAN	0360
											ERS AV 1 ST 237613–5,	0380
											1 ST 180759–3	0400
		1	–	–	–	237613-5	Förgasare, främre	Carburetter, forward			ZS JAPAN	0420
	15	1	1	–	–	237559-0	Förgasare, bakre	Carburetter, rear			ZS	0440
		–	–	–	–		.Det se sida 60, 1-E21	.Comps page 60, 1-E21				0460
	16	1	–	–	–	946600-4	Nippel	Nipple			JAPAN	0480
	16a	1	1	–	–	180759-3	Plugg	Plug			EXCL JAPAN	0500
	16b	1	–	–	–	460150-6	Klammer	Clamp			JAPAN	0520
	17	1	1	–	–	237548-3	Förgasare, främre	Carburetter, forward			3)	0540
											SU CAN M40,M41.	0560
											ERS AV 1 ST 237622–6,	0580
											1 ST 237626–7,	0600
											1 ST 418646–6	0620
		–	–	–	–		.Det se sida 68, 1-F05	.Comps page 68, 1-F05				0630
		1	1	–	–	237610-1	Förgasare, främre	Carburetter, forward		3	4)	0640
											SU CAN M40,M41.	0660
											ERS AV 1 ST 237622–6,	0680
											1 ST 237626–7	0700
		1	1	–	–	237570-7	Förgasare, främre	Carburetter, forward			3)	0720
											SU CAN BW35	0740
											ERS AV 1 ST 237623–4,	0760
											1 ST 237626–7,	0780
											1 ST 237586–3,	0800
											1 ST 418646–6	0820
		1	1	–	–	237611-9	Förgasare, främre	Carburetter, forward		1	4)	0840
											SU CAN BW35	0860
											ERS AV 1 ST 237623–4,	0880
											237626–7.	0900
		–	–	–	–		.Det se sida 72, 1-F09	.Comps page 72, 1-F09				0910
		1	1	–	–	237552-5	Förgasare, främre	Carburetter, forward			VST SU. EXCL CAN	0920
	18	1	1	–	–	237549-1	Förgasare, bakre	Carburetter, rear		2	SU	0940
											CAN M40,M41	0960
		–	–	–	–		.Det se sida 68, 1-F05	.Comps page 68, 1-F05				0970
		1	1	–	–	237571-5	Förgasare, bakre	Carburetter, rear			3)	0980
											SU CAN BW35	1000
											ERS AV 1 ST 237624–2,	1020
											1 ST 237625–9,	1040
											1 ST 237586–3	1060
		–	–	–	–		.Det se sida 72, 1-F09	.Comps page 72, 1-F09				1070

3. 142 CH–341524. 144 CH–362146. 145 CH–168103.
4. 142 CH 341525–. 144 CH 362147–. 145 CH 168104–.
5. 142 CH–393949. 144 CH–427999. 145 CH–210049.

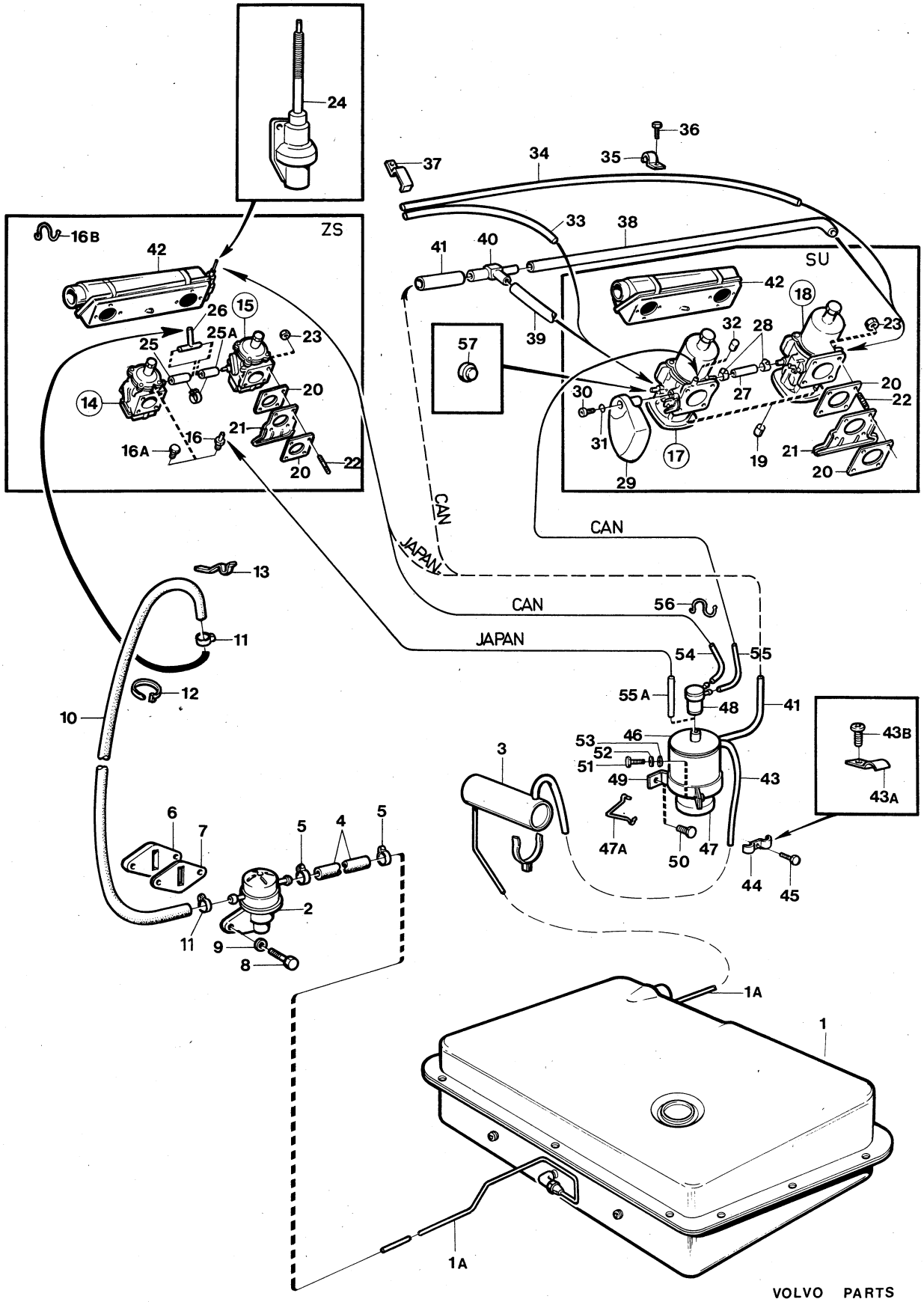

VOLVO PARTS
1 023 26659
(102 : 2)

Sida Page	Grupp Group	Bränslesystem, förgasarmotor, B20B	Fuel system, carburetter engine, B20B	Illustration
12	2c	5)	5)	26659 1980–04

	Pos. Fig.	Antal/Quantity 142 144	145			Artikel nr Part No	Benämning	Description	Sats Kit	B P S R	Anmärkning Notes	
		1	1	–	–	237549-1	Förgasare, bakre	Carburetter, rear		2	4)	1080
											SU CAN BW35	1100
											ERS AV 1 ST 237624–2,	1120
											1 ST 237625–9	1140
		1	1	–	–	237553-3	Förgasare, bakre	Carburetter, rear			VST SU	1160
											EXCL CAN	1180
		–	–	–	–		.Det se sida 68, 1-F05	.Comps page 68, 1-F05				1190
	19	1	1	–	–	418646-6	Gummihatt	Rubber cap			EXCL CAN	1200
	20	4	4	–	–	418754-8	Packning	Gasket				1220
	21	2	2	–	–	419744-8	Skyddsplåt	Backing plate				1240
	22	8	8	–	–	953237-5	Pinnskruv	Stud			ALT 1, L35	[illegible]60
		8	8	–	–	953239-1	Pinnskruv	Stud			ALT 2, L40	[illegible]80
	23	8	8	–	–	955826-3	Mutter	Nut				1300
	24	1	1	–	–		Ventilationsanordning	Ventilation unit			SE SIDA 84, 1-F21	1320
x	25	55MM	55MM	–	–	1266870-3	Slang	Hose		2	ZS	1340
											(419797)	1360
x	25a	55MM	55MM	–	–	1266870-3	Slang	Hose		2	ZS	[illegible]80
											(419797)	[illegible]00
	26	1	1	–	–	943508-2	T–nippel	T–nipple			ZS	1420
x	27	147	147	–	–	1266870-3	Slang	Hose		2	SU	1440
											(419797)	1460
	28	2	2	–	–	945650-0	Slangklammer	Hose clamp			SU	1480
		4	4	–	–	945650-0	Slangklammer	Hose clamp			ZS	1500
	29	1	1	–	–	460216-5	Reglageskärm	Shield				1520
	30	1	1	–	–	950045-5	Skruv	Screw				1540
	31	1	1	–	–	941906-0	Bricka	Washer				1560
	32	1	1	–	–	460225-6	Tätning	Seal			EXCL CAN	1580
	33	320	320	–	–	192034-7	Slang	Hose			EXCL CAN	1600
	34	600	600	–	–	192034-7	Slang	Hose			EXCL CAN	1620
	35	1	1	–	–	951191-6	Klammer	Clamp			EXCL CAN	1640
	36	1	1	–	–	955138-3	Skruv	Screw			EXCL CAN	1660
	37	1	1	–	–	460836-0	Klammer	Clamp			EXCL CAN	1680
	38	360	360	–	–	192034-7	Slang	Hose			CAN	1700
	39	150	150	–	–	192034-7	Slang	Hose			CAN	1720
	40	1	1	–	–	460169-6	T–rör	T–pipe			CAN	1740
	41	60MM	60MM	–	–	944075-1	Slang	Hose			CAN	1760
		640	–	–	–	944075-1	Slang	Hose			JAPAN	1780
	42	1	1	–	–		Luftfilter	Air filter			SE SIDA 86, 1-F23	[illegible]00
	43	1215	1215	–	–	192034-7	Slang	Hose			CAN, JAPAN	[illegible]20
	43a	1	–	–	–	957210-8	Klammer	Clamp		6	JAPAN	1840
											(957210)	1860
	43b	1	–	–	–	955138-3	Skruv	Screw			JAPAN	1880
	44	2	2	–	–	941486-3	Klammer	Clamp			CAN, JAPAN	1900
	45	2	2	–	–	955138-3	Skruv	Screw			CAN, JAPAN	[illegible]20
	46	1	1	–	–	460095-3	Kolfilter	Carbon filter			CAN, JAPAN	[illegible]40
	47	1	1	–	–	419908-9	.Förfilter	.Pre filter			CAN, JAPAN	1960
	47a	1	1	–	–	460392-4	Hållare	Retainer			CAN, JAPAN	1980
x	48	1	1	–	–	1306391-2	Vakuumventil	Valve		5	CAN	2000
											(1218537)	2020
	49	1	1	–	–	683372-7	Konsol	Bracket			CAN, JAPAN	2040
	50	3	3	–	–	190666-8	Skruv	Screw			CAN, JAPAN	2060
	51	1	1	–	–	955514-5	Skruv	Screw			CAN, JAPAN	2080
	52	1	1	–	–	941906-0	Fjädrande bricka	Resilient washer			CAN, JAPAN	2100
	53	1	1	–	–	955893-3	Bricka	Washer			CAN, JAPAN	2120
	54	640	640	–	–	944075-1	Slang	Hose			CAN	2140
x	55	550	550	–	–	1266500-6	Slang	Hose		2	CAN	2160
											(419796)	2180
x	55a	600	–	–	–	1266500-6	Slang	Hose		2	JAPAN	2200
											(419796)	2220

4. 142 CH 341525–. 144 CH 362147–. 145 CH 168104–.
5. 142 CH–393949. 144 CH–427999. 145 CH–210049.

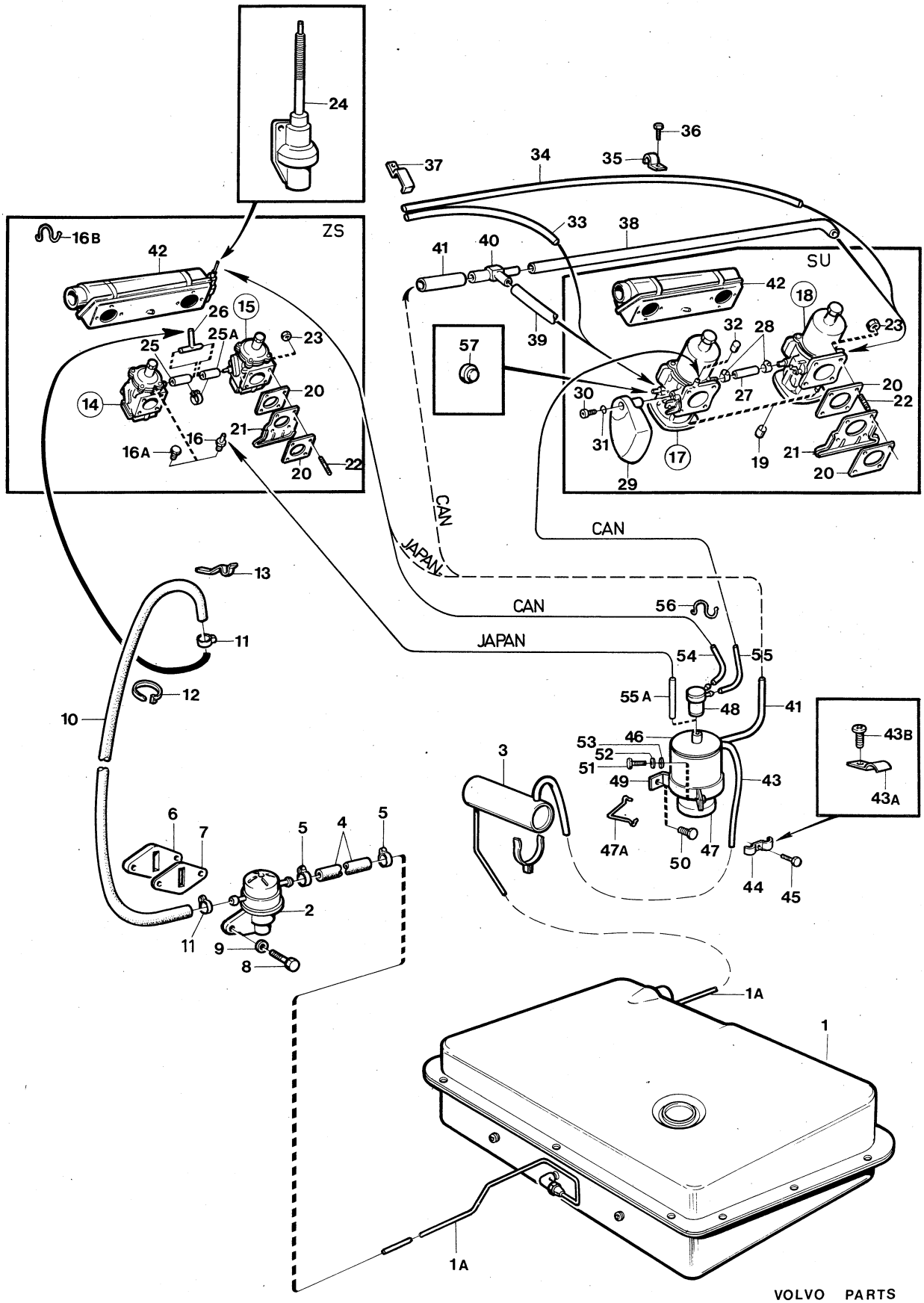

VOLVO PARTS
1 023 26659
(102 : 2)

Sida Page	Grupp Group	Bränslesystem, förgasarmotor, B20B	Fuel system, carburetter engine, B20B	Illustration	0100
14	2c	5)	5)	26659 1980–04	

Pos. Fig.	Antal/Quantity 142 144	145			Artikel nr Part No	Benämning	Description	Sats Kit	B P S R	Anmärkning Notes	
56	2	2	–	–	460150-6	Klammer	Clamp			CAN	2240
57	2	2	–	–	944478-7	Skyddshylsa, justerskruv	Guard sleeve, adjuster screw			SU	2260 2280

5. 142 CH–393949. 144 CH–427999. 145 CH–210049.

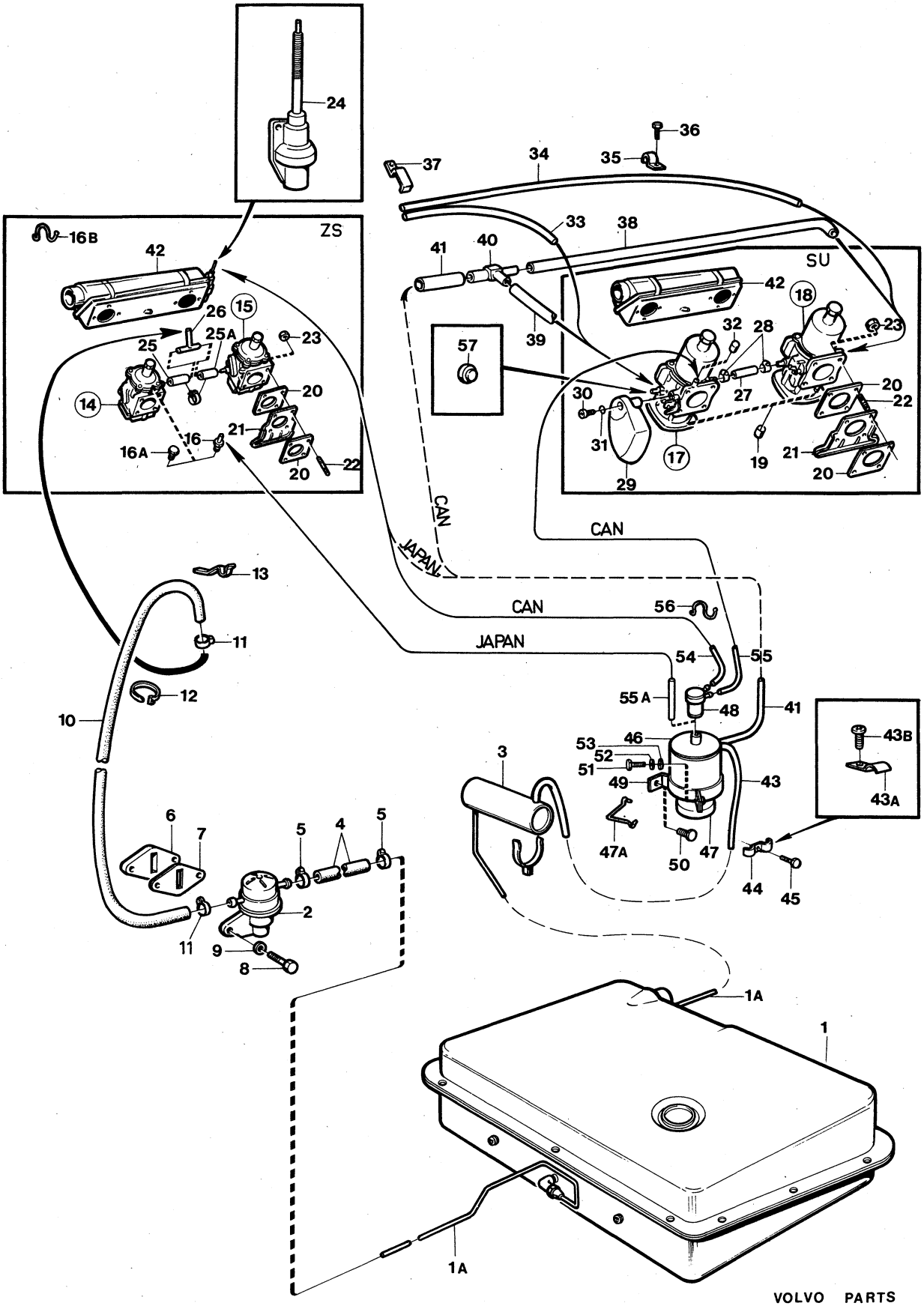

VOLVO PARTS
1 023 26659
(102 : 2)

Sida Page	Grupp Group	Bränsletank med monteringsdetaljer, 5) förgasarmotor, B20B	Fuel tank with installation components, 5) carburetter engine, B20B	Illustration 26660 1980–04	0125
16	2c				

Pos. Fig.	Antal/Quantity 142 144	145			Artikel nr Part No	Benämning	Description	Sats Kit	B P S R	Anmärkning Notes	
1	1	1	–	–	1213748-5	Bränsletank	Fuel tank			(1211304)	0020
2	1	1	–	–	191026-4	Propp	Plug				0040
3	1	1	–	–	688593-3	Filter	Filter				0060
4	1	1	–	–	685625-6	Propp	Plug				0080
4a	1	1	–	–	952069-3	Propp	Plug			TID UTF	0100
4b	1	1	–	–	952069-3	Propp	Plug			SEN UTF	0120
5	1	1	–	–	587825-0	Tankarmatur	Fuel gauge sender				0140
6	1	1	–	–	944219-5	Packning	Gasket				0160
7	16	16	–	–	955138-3	Skruv	Screw				0180
8	1	–	–	–	1211359-3	Slang	Hose				0200
	–	1	–	–	1211471-6	Slang	Hose				0220
9	2	2	–	–	951796-2	Slangklammer	Hose clamp				0240
10	1	–	–	–	1213863-2	Rör	Pipe				0260
	–	1	–	–	677922-7	Rör	Pipe				0280
11	1	1	–	–	679963-9	Packning	Gasket				0300
12	4	4	–	–	955138-3	Skruv	Screw				0320
13	1	1	–	–	675515-1	Lock	Cap				0340
14	1	1	–	–	925068-9	.O–ring	.O–ring				0360
15	1	1	–	–	684063-1	.Packning	.Gasket				0380
16	2	2	–	–	950009-1	.Skruv	.Screw				0400
17	1	–	–	–	277035-2	Låsanordning	Lock unit		8	2)	0420
18	1	–	–	–	675505-2	.Handtag	.Handle		8		0440
19	1	–	–	–	675506-0	.Kolv	.Piston				0460
20	1	–	–	–	675507-8	.Fjäder	.Spring				0480
21	4	–	–	–	955890-9	.Bricka	.Washer				0500
22	2	–	–	–	907849-4	.Saxpinne	.Split pin				0520
23	1	–	–	–	955140-9	.Skruv	.Screw				0540
24	1	–	–	–	940090-4	.Bricka	.Washer				0560
25	820	820	–	–	941680-1	Slang	Hose				0580
26	2	2	–	–	943472-1	Slangklammer	Hose clamp		1	(951788)	0600
27	ERF	ERF	–	–	192034-7	Slang	Hose			ALT 1	0620
28	ERF	ERF	–	–	946709-3	Slangklammer	Hose clamp			ALT 1.	0640
										(943843)	0660
29	1	1	–	–	191404-3	Klammer	Clamp			ALT 1	0680
30	1	–	–	–	190208-9	Klammer	Clamp			ALT 1	0700
31	1	1	–	–	88273-8	Gummibussning	Rubber bushing			ALT 1	0720
31a	130	–	–	–	192034-7	Slang	Hose			ALT 2	0740
31b	2	–	–	–	946709-3	Slangklammer	Hose clamp			ALT 2	0760
										(943843)	0780
31c	550	–	–	–	954314-1	Rör	Pipe			ALT 2	0800
31d	1	–	–	–	941268-5	Gummibussning	Rubber bushing			ALT 2	0820
										(941262)	0840
31e	1	–	–	–	192248-3	Klammer	Clamp				0860
32	–	1	–	–	678158-7	Täckplåt	Cover plate				0880
33	–	3	–	–	955137-5	Skruv	Screw				0900
33a	–	1	–	–	679259-2	Täckplåt	Cover plate				0920
33b	–	3	–	–	955137-5	Skruv	Screw				0940
34	1	1	–	–	945349-9	Vinkelnippel	Elbow nipple			TID UTF	0960
35	1880	1880	–	–	941354-3	Rör	Pipe			TID UTF	0980
36	1	1	–	–	954322-4	Överfallsmutter	Cap nut			TID UTF	1000
36a	1	–	–	–	945349-9	Vinkelnippel	Elbow nipple			SEN UTF	1020
36b	2210	–	–	–	941354-3	Rör	Pipe			SEN UTF	1040
36c	1	–	–	–	954322-4	Överfallsmutter	Cap nut			SEN UTF	1060
36d	1	–	–	–	951189-0	Klammer	Clamp			SEN UTF	1080
36e	1	–	–	–	190665-0	Skruv	Screw			SEN UTF	1100
x 37	105	105	–	–	1266500-6	Slang	Hose		2	(419796)	1120
38	2	2	–	–	945652-6	Slangklammer	Hose clip				1140

2. Ej standardutrustning. Säljes som tillbehör. Optional extra. N'est pas equipement standard. Est vendue comme accessoire. Nicht serienmässig. Verkauf als Zubehör. No forma parte del equipo standard. Se vende como accesorio.
5. 142 CH–393949. 144 CH–427999. 145 CH–210049.

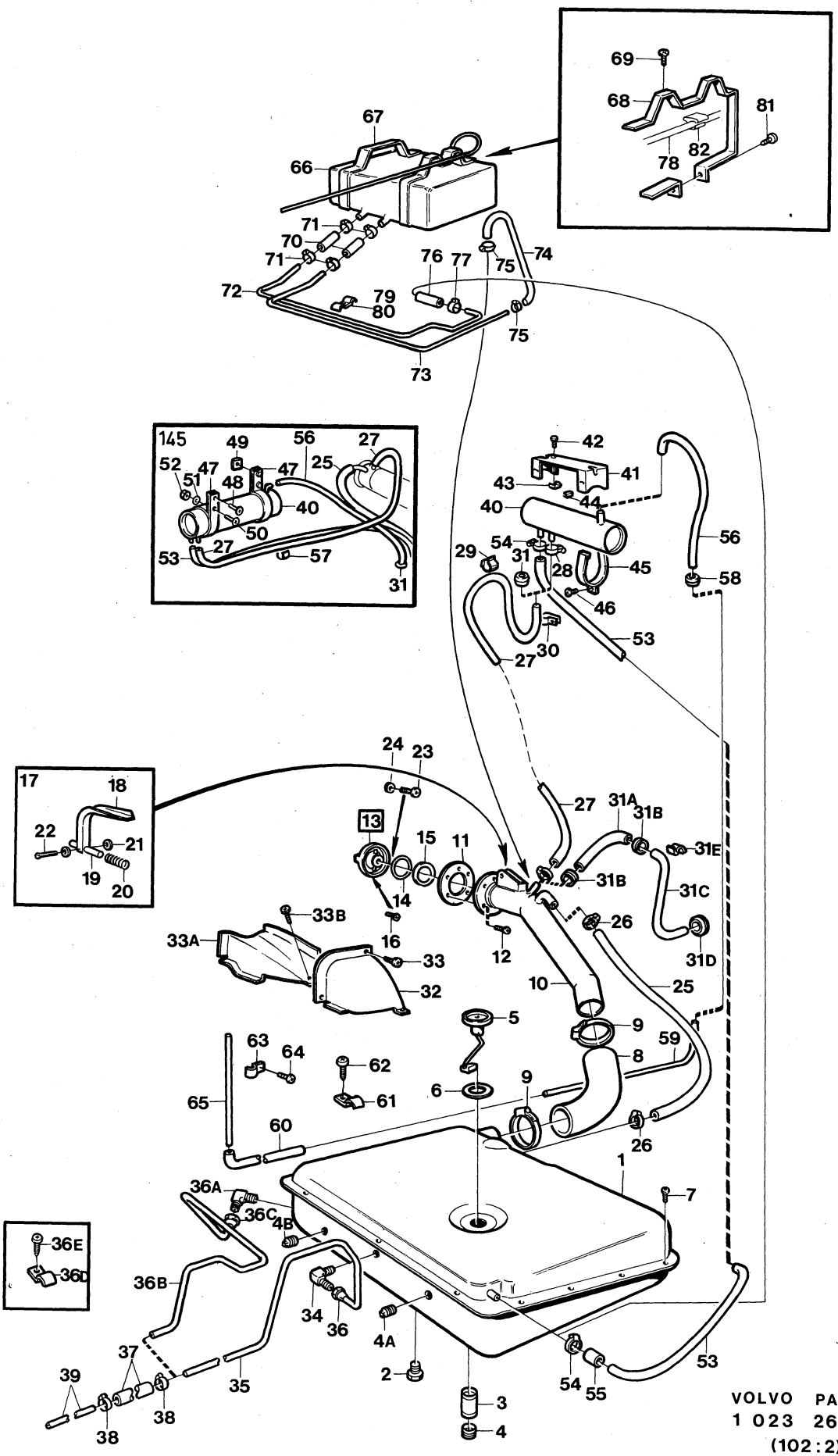

VOLVO PARTS
1 023 26660
(102:2)

Sida Page	Grupp Group	Bränsletank med monteringsdetaljer, 5) förgasarmotor, B20B	Fuel tank with installation components, 5) carburetter engine, B20B	Illustration 26660 1980–04	0125
18	2c				

Pos. Fig.	Antal/Quantity 142 144	145			Artikel nr Part No	Benämning	Description	Sats Kit	B P S R	Anmärkning Notes	
39	1500	1500	–	–	941354-3	Rör	Pipe				1160
40	1	1	–	–	684069-8	Expansionstank	Expansion tank			CAN 142, 144 TID UTF.	1180
										CAN 145	1200
41	1	–	–	–	684121-7	Konsol	Bracket			CAN TID UTF	1220
42	2	–	–	–	950021-6	Skruv	Screw			CAN TID UTF	1240
43	2	–	–	–	190320-2	Korgmutter	Nut			CAN TID UTF	1260
44	80MM	–	–	–	13319-9	Gummilist	Rubber moulding			CAN TID UTF. 4XL20	1280
45	2	–	–	–	684122-5	Hållare	Retainer			CAN TID UTF	1300
46	2	–	–	–	955141-7	Skruv	Screw			CAN TID UTF	1320
47	–	2	–	–	684119-1	Fäste	Anchorage			CAN	1340
48	–	2	–	–	955139-1	Skruv	Screw			CAN	[illegible]
49	–	1	–	–	680538-6	Plåtmuttrar	Speed nut			CAN	[illegible]
50	–	1	–	–	950022-4	Skruv	Screw			CAN	1400
51	–	1	–	–	941905-2	Fjädrande bricka	Resilient washer			CAN	1420
52	–	1	–	–	940092-0	Mutter	Nut			CAN	1440
53	1700	2750	–	–	192034-7	Slang	Hose			CAN 142, 144 TID UTF.	1460
										CAN 145	[illegible]
54	2	2	–	–	946709-3	Slangklammer	Hose clamp			CAN 142, 144 TID UTF.	[illegible]
										CAN 145	1520
										(943843)	1540
55	1	1	–	–	687245-1	Tätningshylsa	Seal sleeve			EXCL CAN, JAPAN	1560
56	ERF	470	–	–	192034-7	Slang	Hose			CAN 142, 144 TID UTF.	1580
										CAN 145	1600
57	ERF	ERF	–	–	191404-3	Klammer	Clamp			CAN 142, 144 TID UTF.	1620
										CAN 145	1640
58	1	1	–	–	88273-8	Gummibussning	Rubber bushing			CAN 142, 144 TID UTF.	1660
										CAN 145	1680
59	2190	1400	–	–	954314-1	Rör	Pipe			CAN 142, 144 TID UTF.	1700
										CAN 145	1720
60	110	470	–	–	192034-7	Slang	Hose			CAN 142, 144 TID UTF.	1740
										CAN 145	1760
61	1	1	–	–	951190-8	Klammer	Clamp			CAN 142, 144 TID UTF.	1780
										CAN 145	1800
62	1	1	–	–	955138-3	Skruv	Screw			CAN 142, 144 TID UTF.	1820
										CAN 145	1840
63	ERF	ERF	–	–	951188-2	Klammer	Clamp			CAN, JAPAN	1860
64	ERF	ERF	–	–	190665-0	Skruv	Screw			CAN, JAPAN	1880
65	2310	2310	–	–	954314-1	Rör	Pipe			CAN, JAPAN	[illegible]
66	1	–	–	–	1211269-4	Expansionstank	Expansion tank		8	CAN SEN UTF. JAPAN	[illegible]
67	1	–	–	–	1211308-0	Konsol	Bracket			CAN SEN UTF. JAPAN	1940
68	1	–	–	–	1211309-8	Konsol	Bracket			CAN SEN UTF. JAPAN	1960
69	4	–	–	–	190071-1	Skruv	Screw			CAN SEN UTF. JAPAN	1980
70	160	–	–	–	192034-7	Slang	Hose			CAN SEN UTF. JAPAN	2000
71	4	–	–	–	946709-3	Slangklammer	Hose clamp			CAN SEN UTF. JAPAN	[illegible]
										(943843)	[illegible]
72	950	–	–	–	954314-1	Rör	Pipe			CAN SEN UTF. JAPAN	2060
73	950	–	–	–	954314-1	Rör	Pipe			CAN SEN UTF. JAPAN	2080
74	2040	–	–	–	192034-7	Slang	Hose			CAN SEN UTF. JAPAN	2100
75	2	–	–	–	946709-3	Slangklammer	Hose clamp			CAN SEN UTF. JAPAN	2120
										(943843)	2140
76	75MM	–	–	–	192034-7	Slang	Hose			CAN SEN UTF. JAPAN	2160
77	1	–	–	–	946709-3	Slangklammer	Hose clamp			CAN SEN UTF. JAPAN	2180
										(943843)	2200
78	1260	–	–	–	192034-7	Slang	Hose			CAN SEN UTF. JAPAN	2220
79	2	–	–	–	18376-4	Klammer	Clamp			CAN SEN UTF. JAPAN	2240
80	2	–	–	–	955138-3	Skruv	Screw			CAN SEN UTF. JAPAN	2260
81	2	–	–	–	955141-7	Skruv	Screw			CAN SEN UTF. JAPAN	2280
82	1	–	–	–	191404-3	Klammer	Clamp			CAN SEN UTF. JAPAN	2300

5. 142 CH–393949. 144 CH–427999. 145 CH–210049.

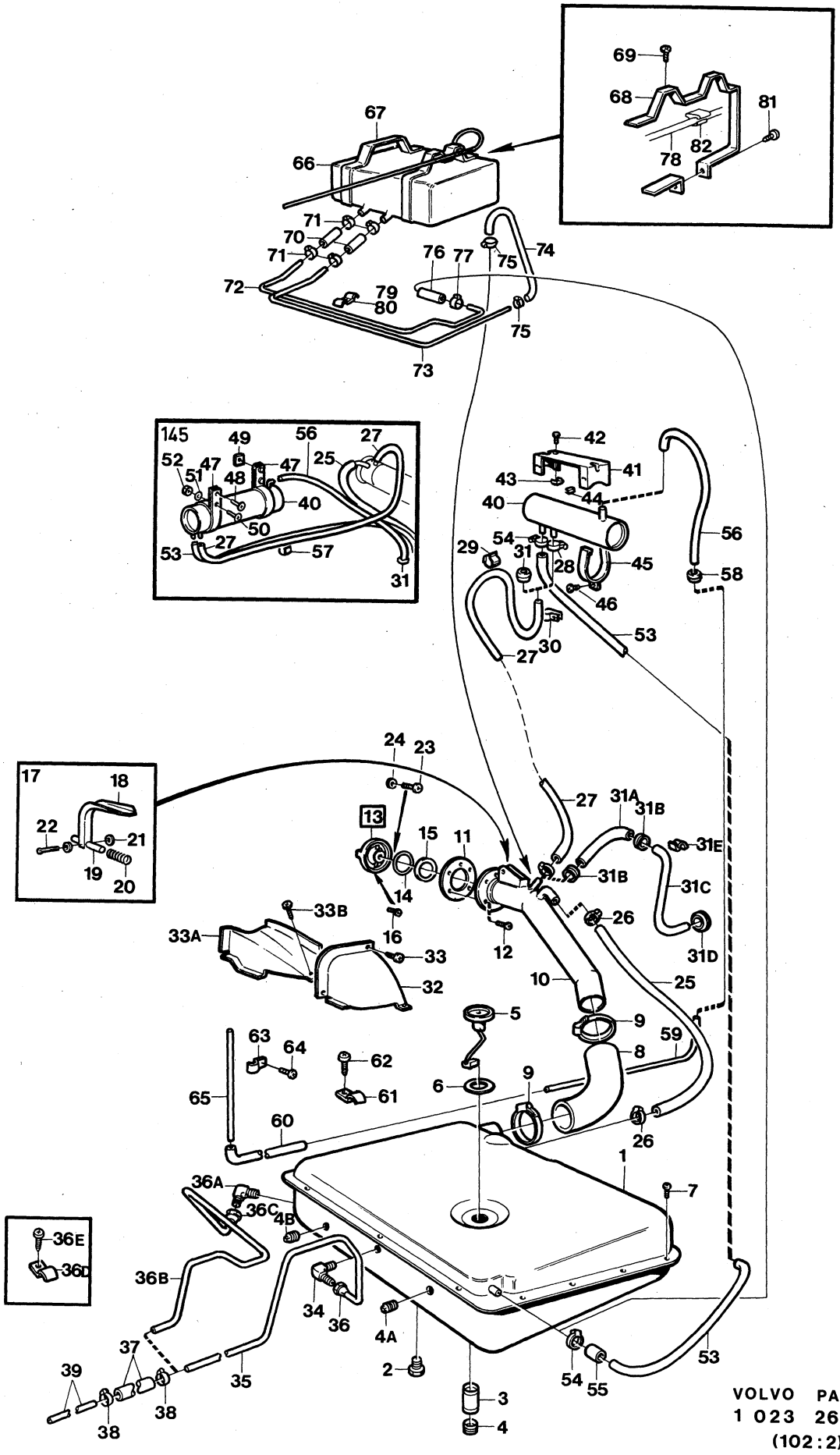

VOLVO PARTS
1 023 26660
(102:2)

Sida Page	Grupp Group	Bränslesystem, förgasarmotor B20B	Fuel system, carburetter engine, B20B	Illustration
20	2c	6)	6)	26661 1980–04

	Pos. Fig.	Antal/Quantity				Artikel nr Part No	Benämning	Description	Sats Kit	B P S R	Anmärkning Notes	
	1	1	–	–	–		Bränsletank	Fuel tank			SE SIDA 24, 1-D09	0020
	1a	2	–	–	–		Bränsleledningar	Fuel cables			SE SIDA 24, 1-D09	0040
	2	1	–	–	–		Bränslepump	Fuel pump			SE SIDA 92, 1-G05	0060
x	3	ERF	–	–	–	1266500-6	Slang	Hose		2	14)	0080
											(419796)	0100
	3a	2	–	–	–	945652-6	Slangklammer	Hose clamp				0120
	4	1	–	–	–	460678-6	Mellanlägg	Spacer				0140
	5	2	–	–	–	61830-6	Packning	Gasket	S			0160
	6	2	–	–	–	190524-9	Skruv	Screw				0180
	7	2	–	–	–	941907-8	Fjädrande bricka	Resilient				0200
x	8	620	–	–	–	1266870-3	Slang	Hose		2	VST	[illegible]
											(419797)	[illegible]
x		730	–	–	–	1266870-3	Slang	Hose		2	HST	0260
											(419797)	0280
	9	1	–	–	–	945650-0	Slangklammer	Hose clamp				0300
x	10	1	–	–	–	948210-0	Bandklammer	Strip clamp		2	(943857)	0320
	11	1	–	–	–	419853-7	Klammer	Clamp				[illegible]
	12	1	–	–	–	237558-2	Förgasare, främre	Carburetter, forward			ZS STD.	[illegible]
											ERS AV 1 ST 237613–5,	0380
											1 ST 180759–3	0400
		1	–	–	–	237613-5	Förgasare, främre	Carburetter, forward			11) ZS	0420
	13	1	–	–	–	237559-0	Förgasare, bakre	Carburetter, rear			ZS	0440
							Det se sida 60, 1-E21	Comps page 60, 1-E21				0460
	14	ERF	–	–	–	180759-3	Plugg	Plug				0480
	15	1	–	–	–	237622-6	Förgasare, främre	Carburetter, forward			SU CAN M40, M41	0500
		1	–	–	–	237623-4	Förgasare, främre	Carburetter, forward			SU CAN BW35	0520
							Det se sida 76, 1-F13	Comps page 76, 1-F13				0540
		1	–	–	–	237552-5	Förgasare, främre	Carburetter, forward			VST SU. EXCL CAN	0560
							Det se sida 68, 1-F05	Comps page 68, 1-F05				0580
	16	1	–	–	–	237624-2	Förgasare, bakre	Carburetter, rear			SU CAN	0600
							Det se sida 76, 1-F13	Comps page 76, 1-F13				0620
		1	–	–	–	237553-3	Förgasare, bakre	Carburetter, rear			VST SU EXCL CAN	0640
							Det se sida 68, 1-F05	Comps page 68, 1-F05				0660
	17	1	–	–	–	418646-6	Gummihatt	Rubber cap			EXCL CAN	0680
	18	4	–	–	–	418754-8	Packning	Gasket				0700
	19	2	–	–	–	419744-8	Skyddsplåt	Backing plate				0720
	20	8	–	–	–	953237-5	Pinnskruv	Stud			ALT 1, L 35	0740
		8	–	–	–	953239-1	Pinnskruv	Stud			ALT 2, L 40	[illegible]
	21	8	–	–	–	955826-3	Mutter	Nut				[illegible]
	22	1	–	–	–		Ventilationsanordning	Ventilation unit			SE SIDA 84, 1-F21	0800
x	23	55MM	–	–	–	1266870-3	Slang	Hose		2	ZS	0820
											(419797)	0840
x	24	55MM	–	–	–	1266870-3	Slang	Hose		2	ZS	0860
		–	–	–	–						(419797)	[illegible]
	25	1	–	–	–	943508-2	T–nippel	T–nipple			ZS	[illegible]
x	26	147	–	–	–	1266870-3	Slang	Hose		2	SU	0920
											(419797)	0940
	27	2	–	–	–	945650-0	Slangklammer	Hose clamp			SU	0960
		4	–	–	–	945650-0	Slangklammer	Hose clamp			ZS	0980
	28	1	–	–	–	460216-5	Reglageskärm	Shield				1000
	29	1	–	–	–	950045-5	Skruv	Screw				1020
	30	1	–	–	–	941906-0	Bricka	Washer				1040
	31	1	–	–	–	460225-6	Tätning	Seal			EXCL CAN	1060
	32	320	–	–	–	192034-7	Slang	Hose			EXCL CAN	1080
	33	600	–	–	–	192034-7	Slang	Hose			EXCL CAN	1100
	34	1	–	–	–	951191-6	Klammer	Clamp			EXCL CAN	1120
	35	1	–	–	–	955138-3	Skruv	Screw			EXCL CAN	1140

6. 142 CH 393950–. 144 CH 428000–. 145 CH 210050–.
11. Reservdelsutförande. Replacement unit. Version pièce détachée. Ersatzteilführung. Versión de repuesto.
14. 142 CH –439847, 144 CH –486476, 145 CH –249002.

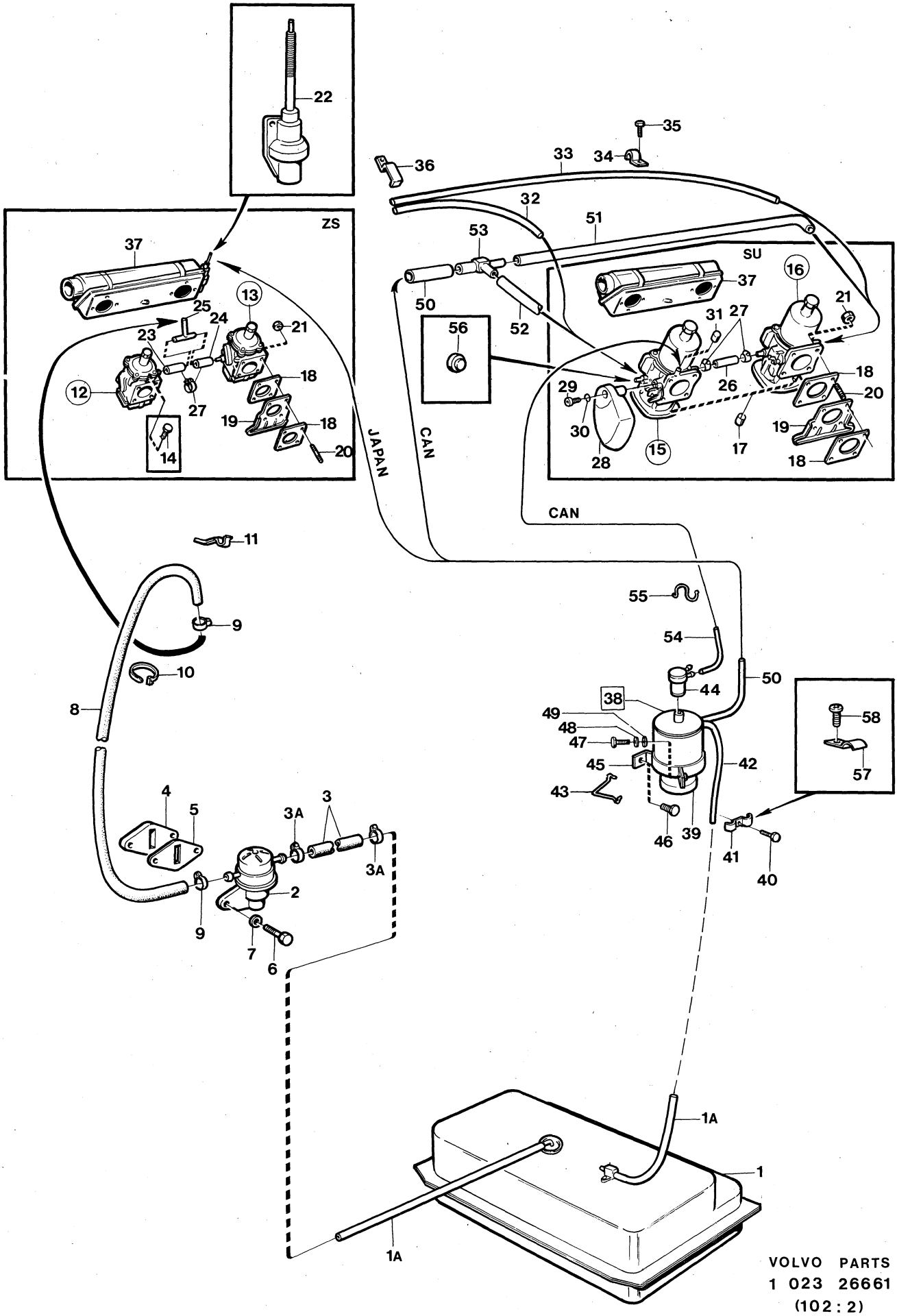

VOLVO PARTS
1 023 26661
(102:2)

Sida Page	Grupp Group	Bränslesystem, förgasarmotor B20B	Fuel system, carburetter engine, B20B	Illustration	0150
22	2c	6)	6)	26661 1980–04	

Pos. Fig.	Antal/Quantity				Artikel nr Part No	Benämning	Description	Sats Kit	B P S R	Anmärkning Notes	
36	1	–	–	–	460836-0	Klammer	Clamp			EXCL CAN	1160
37	1	–	–	–		Luftfilter	Air filter			SE SIDA 86, 1-F23	1180
38	1	–	–	–	460095-3	Kolfilter	Carbon filter			CAN	1200
39	1	–	–	–	419908-9	.Förfilter	.Prefilter			CAN	1220
40	2	–	–	–	955138-3	Skruv	Screw			CAN	1240
41	2	–	–	–	941486-3	Klammer	Clamp			CAN	1260
42	1215	–	–	–	192034-7	Slang	Hose			CAN	1280
43	1	–	–	–	460392-4	Hållare	Retainer			CAN	1300
x 44	1	–	–	–	1306391-2	Vakuumventil	Valve		5	CAN	1320
										(1218537)	1340
45	1	–	–	–	683372-7	Konsol	Bracket			CAN	[illegible]0
46	3	–	–	–	190666-8	Skruv	Screw			CAN	[illegible]0
47	1	–	–	–	955514-5	Skruv	Screw			CAN	1400
48	1	–	–	–	941906-0	Fjädrande bricka	Resilient washer			CAN	1420
49	1	–	–	–	955893-3	Bricka	Washer			CAN	1440
50	60MM	–	–	–	944075-1	Slang	Hose			CAN	1460
51	360	–	–	–	192034-7	Slang	Hose			CAN	[illegible]0
52	150	–	–	–	192034-7	Slang	Hose			CAN	[illegible]0
53	1	–	–	–	460169-6	T–rör	T–pipe			CAN	1520
54	550	–	–	–	419796-8	Slang	Hose			CAN	1540
55	2	–	–	–	460150-6	Klammer	Clamp			CAN	1560
56	2	–	–	–	944478-7	Skyddshylsa, justerskruv	Guard sleeve, adjuster screw				1580 1600
57	1	–	–	–	951190-8	Klammer	Clamp			JAPAN	1620
										(957210)	1640
58	1	–	–	–	955138-3	Skruv	Screw			JAPAN	1660

6. 142 CH 393950–. 144 CH 428000–. 145 CH 210050–.

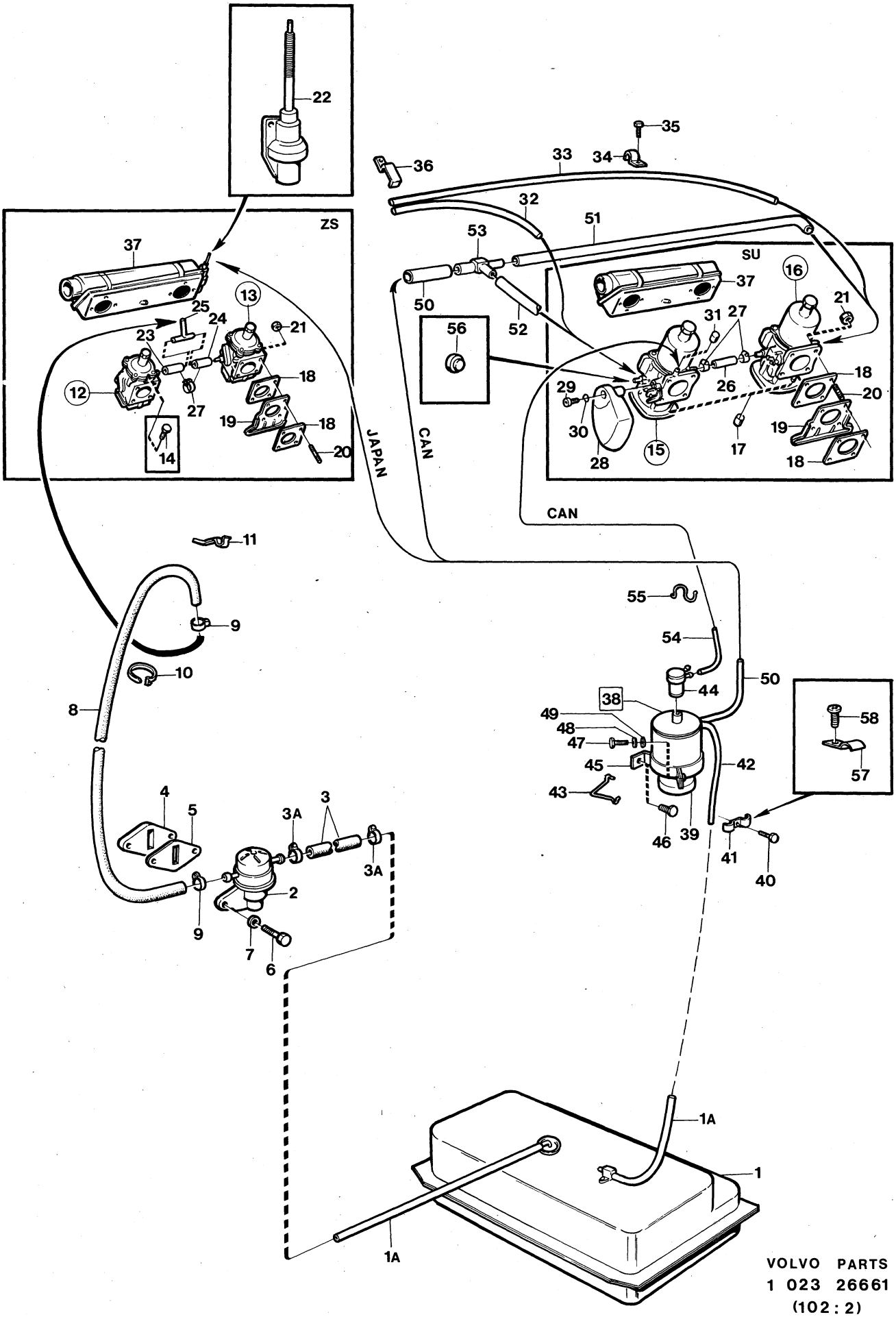

VOLVO PARTS
1 023 26661
(102:2)

Sida Page	Grupp Group	Bränsletank med monteringsdetaljer	Fuel tank with installation components	Illustration	0175
24	2c	6) förgasarmotor, B20B	6) carburetter engine, B20B	26662 1980–04	

	Pos. Fig.	Antal/Quantity				Artikel nr Part No	Benämning	Description	Sats Kit	B P S R	Anmärkning Notes	
x	1	1	–	–	–	1254452-4	Bränsletank	Fuel tank		4	23)	0020
	1a	1	–	–	–	191026-4	.Propp	.Plug				0040
	1b	1	–	–	–	688593-3	.Filter	.Filter				0060
	1c	1	–	–	–	685625-6	.Propp	.Plug				0080
x	2	1	–	–	–	946559-2	Propp	Plug		2	(952357)	0100
	3	1	–	–	–	687245-1	Tätningshylsa	Seal sleeve				0120
	4	1	–	–	–	946709-3	Slangklammer	Hose clamp			(943843)	0140
	5	1	–	–	–	1203265-2	Konsol	Bracket				0160
	6	8	–	–	–	946790-3	Skruv	Screw				0180
	6a	ERF	–	–	–	679754-2	Skyddslist	Protector moulding			METERVARA	[illegible]
	7	1	–	–	–	1213769-1	Packning	Gasket				[illegible]20
	8	1	–	–	–	1214698-1	Tankarmatur	Fuel gauge sender				0240
	9	1	–	–	–	1211175-3	Filter	Filter				0260
	10	1	–	–	–	944219-5	Packning	Gasket				0280
x	11	1	–	–	–	1203955-8	Slang	Hose		2	(1203455)	0300
	11a	1	–	–	–	943746-8	Klammer	Clamp				[illegible]
	12	1	–	–	–	1213508-3	Slang	Hose				[illegible]
x	13	2	–	–	–	943479-6	Slangklammer	Hose clamp			(951795)	0360
x	14	1	–	–	–	1254555-4	Skyddsrör	Protector tube		3	(1202688)	0380
	14a	1	–	–	–	1203967-3	Clips	Clip		6		0400
	15	1	–	–	–	1213504-2	Packning	Gasket				0420
	16	1	–	–	–	1213506-7	Påfyllningsrör	Filler tube				0440
	17	3	–	–	–	956207-5	Skruv	Screw				0460
	18	1	–	–	–	1203782-6	Lock	Cap		2	ALT 1	0480
											(1213566)	0500
	19	1	–	–	–	684063-1	.Packning för 1213566	.Gasket for 1213566			9)	0520
		1	–	–	–	1203779-2	.Packning för 1203782	.Gasket for 1203782			10)	0540
x	19a	1	–	–	–	283954-6	Lock med två nycklar, rött	Cap with two keys, red		6	ALT 2. (283235)	0560 0580
x		1	–	–	–	283553-6	Lock med två nycklar, mattförkromat	Cap with two keys, dull chromium plated		6	ALT 3	0600 0620
	19b	1	–	–	–	1207300-3	Nyckel (ämne)	Key (blank)				0640
	20	50MM	–	–	–	192034-7	Slang	Hose				0660
	20a	3	–	–	–	1211392-4	Slangklammer	Hose clamp		2		0680
	20b	520	–	–	–	954314-1	Rör	Pipe				0700
	20c	1	–	–	–	192248-3	Klammer	Clamp				0720
	21	990	–	–	–	192034-7	Slang	Hose				[illegible]
	22	190	–	–	–	954314-1	Rör	Pipe			EXCL CAN	[illegible]
	22a	1	–	–	–	192248-3	Klammer	Clamp			EXCL CAN	0780
	23	1	–	–	–	1213914-3	Skyddskåpa	Casing			142, 144	0800
	24	3	–	–	–	955137-5	Skruv	Screw			142, 144	0820
x	25	350	–	–	–	1266500-6	Slang	Hose		2	(419796)	0840
	26	2	–	–	–	945652-6	Slangklammer	Hose clamp				[illegible]
	27	1660	–	–	–	941354-3	Rör	Pipe			14)	[illegible]
	28	ERF	–	–	–	951189-0	Klammer	Clamp				0900
	29	ERF	–	–	–	190665-0	Skruv	Screw			L 12	0920
		ERF	–	–	–	960862-1	Skruv	Screw			L 9,5	0940
x	30	105	–	–	–	1266500-6	Slang	Hose		2	14)	0960
											(419796)	0980
	31	2	–	–	–	945652-6	Slangklammer	Hose clamp			14)	1000
	32	1550	–	–	–	941354-3	Rör	Pipe			14)	1020
	32a	3115	–	–	–	941354-3	Rör	Pipe			15)	1040
	33	1	–	–	–	1203053-2	Ventil	Valve			CAN	1060
	33a	2	–	–	–	955138-3	Skruv	Screw			CAN	1080

6. 142 CH 393950–. 144 CH 428000–. 145 CH 210050–.
9. 142 CH –410144, 144 CH –448671, 145 CH –223150.
10. 142 CH 410145–, 144 CH 448672–, 145 CH 223151–.
14. 142 CH –439847, 144 CH –486476, 145 CH –249002.
15. 142 CH 439848–, 144 CH 486477–, 145 CH 249003–.
23. ERS AV 1 ST 1255754–2, 1 ST 1258752–3, 1 ST 1235333–0, 1 ST 949276–0, 1 ST 1235324–9, 1 ST 1255189–1, 1 ST 1254606–5, 1 ST 949282–8, 1 ST 1254461–5.

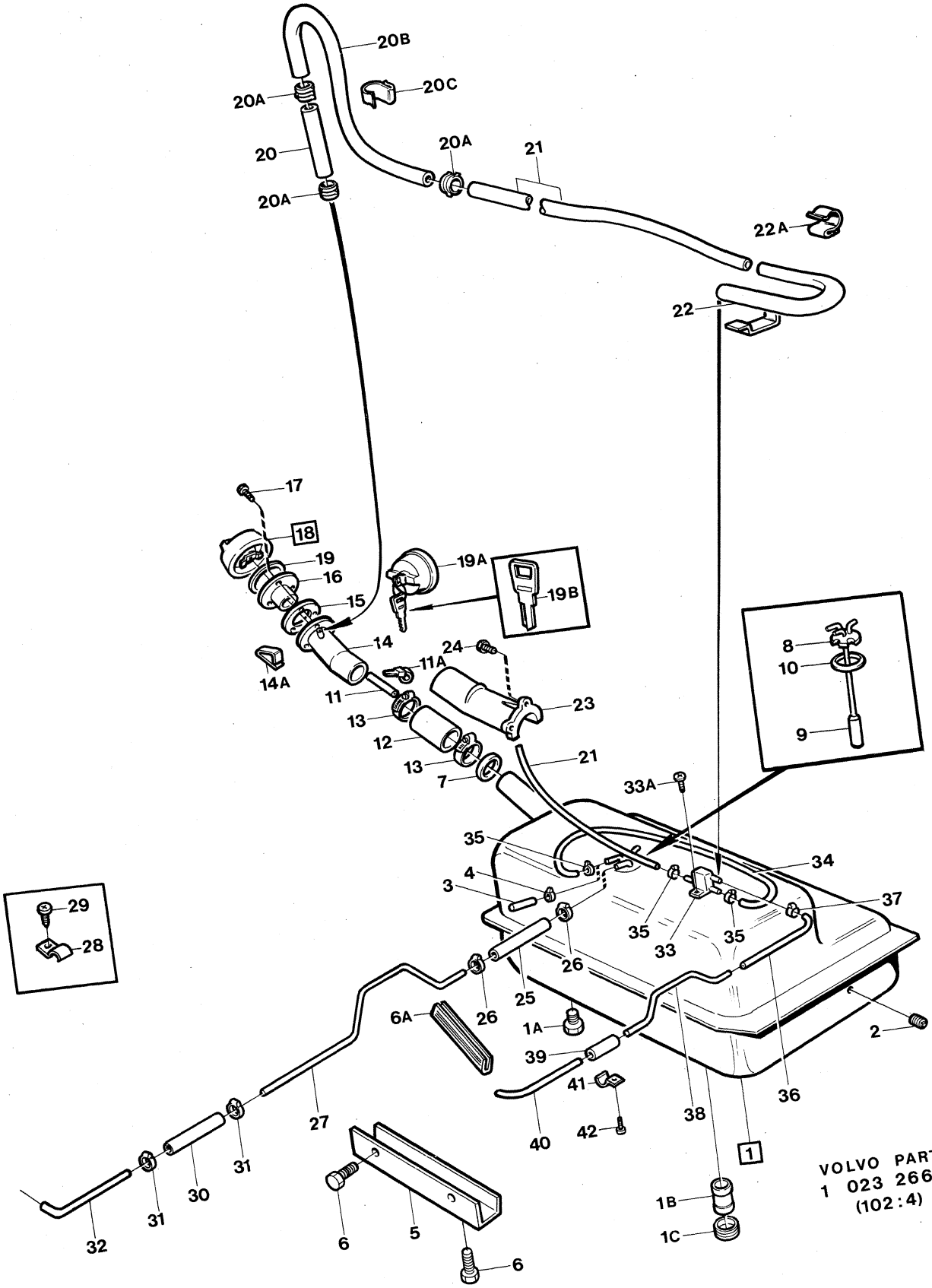
20B
20C
20A
20
20A
20A
21
22A
22
17
18
19
16
15
14
14A
19A
19B
24
11A
11
13
12
13
7
23
21
8
10
9
33A
35
34
4
3
37
29
28
35
33
35
26
25
26
6A
1A
2
39
41
36
38
27
40
42
1
31
30
31
32
6
5
6
1B
1C
VOLVO PARTS
1 023 26662
(102:4)

Sida Page	Grupp Group	Bränsletank med monteringsdetaljer	Fuel tank with installation components	Illustration	0175
26	2c	6) förgasarmotor, B20B	6) carburetter engine, B20B	26662 1980–04	

	Pos. Fig.	Antal/Quantity				Artikel nr Part No	Benämning	Description	Sats Kit	B P S R	Anmärkning Notes	
	34	415	–	–	–	192034-7	Slang	Hose			CAN	1100
x	35	2	–	–	–	946707-7	Slangklammer	Hose clamp			CAN	1120
											(943843)	1140
	36	415	–	–	–	192034-7	Slang	Hose			CAN	1160
x	37	2	–	–	–	946707-7	Slangklammer	Hose clamp			CAN	1180
											(943843)	1185
	38	860	–	–	–	954314-1	Rör	Pipe			CAN	1200
	39	110	–	–	–	192034-7	Slang	Hose			CAN	1220
	40	2310	–	–	–	954314-1	Rör	Pipe			CAN	1240
	41	ERF	–	–	–	951188-2	Klammer	Clamp			CAN	1260
	42	ERF	–	–	–	190665-0	Skruv	Screw			CAN	1280

6. 142 CH 393950–. 144 CH 428000–. 145 CH 210050–.

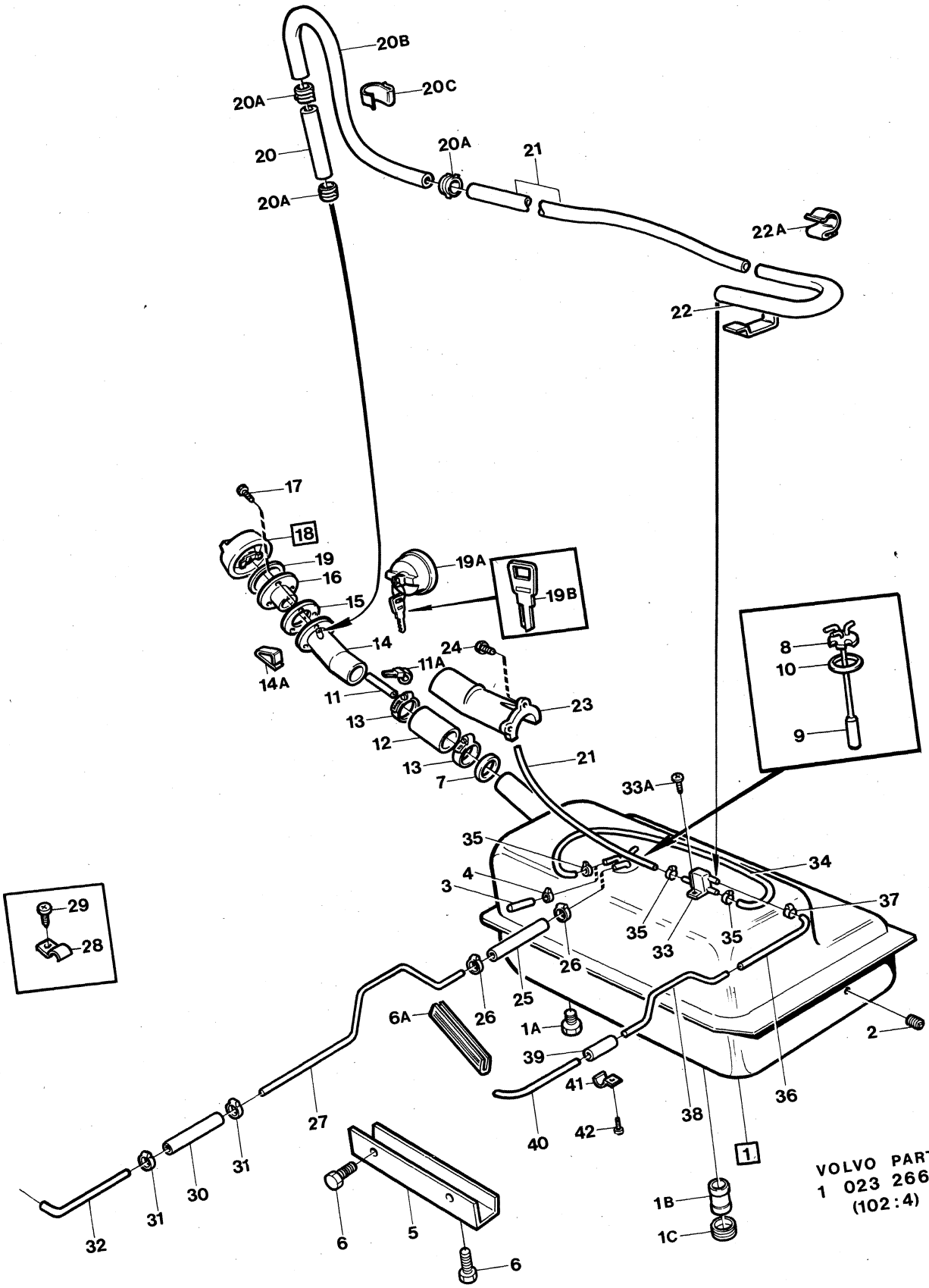
20B
20C
20A
20
20A
20A
21
22A
22
17
18
19
16
15
14
14A
19A
19B
24
11A
11
13
12
13
7
23
21
8
10
9
33A
35
34
4
3
37
29
28
35
33
35
26
25
26
6A
1A
2
39
41
42
40
38
36
27
31
30
31
32
6
5
6
1
1B
1C
VOLVO PARTS
1 023 26662
(102:4)

Sida Page	Grupp Group	Bränslesystem	Fuel system	Illustration	0200
		insprutningsmotor	fuel injection engine	13483	
28	2c	5)	5)	1980–04	

	Pos. Fig.	Antal/Quantity				Artikel nr Part No	Benämning	Description	Sats Kit	B P S R	Anmärkning Notes	
	1	1	–	–	–		Bensintank	Fuel tank			SE SIDA 38, 1-D23	1010
											SE SIDA 42, 1-E03	1015
	2	–	–	–	–		Avdunstningskontroll	Evaporite control			SE SIDA 38, 1-D23	1020
											SE SIDA 42, 1-E03	1025
	3	1	–	–	–	688971-1	Rör	Pipe			TID UTF	1030
	4	1	–	–	–	945348-1	Vinkelnippel	Elbow nipple			TID UTF	1040
	4a	1	–	–	–	945438-0	Vinkelnippel	Elbow nipple			SEN UTF	1045
x	5	ERF	–	–	–	1255410-1	Slang	Hose		2	(943843)	1050
	6	2	–	–	–	943472-1	Slangklammer	Hose clamp		1	(945754)	1060
	7	1	–	–	–	460900-4	Bränslepump	Fuel pump				1070
	8	1	–	–	–	1206031-5	Skyddsplåt	Backing plate				[illegible]
	9	120	–	–	–	679754-2	Kantskydd	Cant cover				[illegible]
	10	2	–	–	–	950044-8	Skruv	Screw				1110
x	11	2	–	–	–	1228599-5	Gummikudde	Rubber cushion		2	(1221448)	1120
	12	2	–	–	–	950352-5	Mutter	Nut				1130
x	13	280	–	–	–	1266500-6	Slang	Hose		2	(419796)	1140
	14	2	–	–	–	945652-6	Slangklammer	Hose clamp				[illegible]
x	14a	1	–	–	–	948210-0	Klammer	Clamp		2	(943857)	[illegible]
	15	680	–	–	–	941354-3	Rör	Pipe				1165
x	16	210	–	–	–	1266500-6	Slang	Hose		2	2X105	1170
											(419796)	1171
	17	4	–	–	–	945652-6	Slangklammer	Hose clamp				1175
	18	1	–	–	–	243214-4	Bränslefilter	Fuel filter				1180
	18a	1	–	–	–	945543-7	Klammer	Clamp				1185
	18b	1	–	–	–	192400-0	Skruv	Screw				1190
	19	1184	–	–	–	941354-3	Rör	Pipe				1200
x	20	105	–	–	–	1266500-6	Slang	Hose		2	(419796)	1210
	21	2	–	–	–	945652-6	Slangklammer	Hose clamp				1220
	22	1250	–	–	–	941354-3	Rör	Pipe				1230
x	23	620	–	–	–	1266500-6	Slang	Hose		2	(419796)	1240
	24	2	–	–	–	945652-6	Slangklammer	Hose clamp				1250
x	25	840	–	–	–	1266500-6	Slang	Hose		2	(419796)	1260
	26	2	–	–	–	945652-6	Slangklammer	Hose clamp				1270
	27	1500	–	–	–	941354-3	Rör	Pipe				1280
x	28	105	–	–	–	1266500-6	Slang	Hose		2	(419796)	1290
	29	2	–	–	–	945652-6	Slangklammer	Hose clamp				1300
	30	2100	–	–	–	941354-3	Rör	Pipe				1310
	31	1	–	–	–	954322-4	Överfallsmutter	Cap nut				[illegible]
	32	1	–	–	–	954343-0	Vinkelnippel	Elbow nipple				[illegible]
	33	1	–	–	–	243129-4	Tryckregulator	Pressure regulator			EXCL SOUTH AFRICA	1340
		1	–	–	–	461395-6	Tryckregulator	Pressure regulator			SOUTH AFRICA	1345
x	34	96MM	–	–	–	1266500-6	Slang	Hose		2	2ST, L48	1350
											(419796)	1355
	35	4	–	–	–	945652-6	Slangklammer	Hose clamp				[illegible]
	36	1	–	–	–	462631-3	Rör	Pipe				[illegible]
	37	4	–	–	–	960168-3	O–ring	O–ring				1380
	38	2	–	–	–	419755-4	Hållare, V	Retainer, L				1390
		2	–	–	–	419770-3	Hållare, H	Retainer, R				1400
	39	4	–	–	–	956570-6	Skruv	Screw				1410
	40	4	–	–	–	941907-8	Fjädrande bricka	Resilient washer				1420
	41	8	–	–	–	962658-1	Fiberbricka	Fibre washer				1430
	42	4	–	–	–	241720-2	Insprutningsventil	Fuel injector		3	12)	1440
											ERS AV 1 ST 461674–4	1441

5. 142 CH–393949. 144 CH–427999. 145 CH–210049.
12. B20E(498268) MO –10446, B20E(498269) MO –4423, B20E(498270) MO –2799, B20E(498271) MO –2744, B20E(498288) MO –2649, B20E(498289) MO –1735, B20F(498058) MO –869, B20F(498059) MO –530, B20F(498062) MO –3541. B20F(498063) MO –710, B20F(498284) MO –32810, B20F(498285) MO –25821.

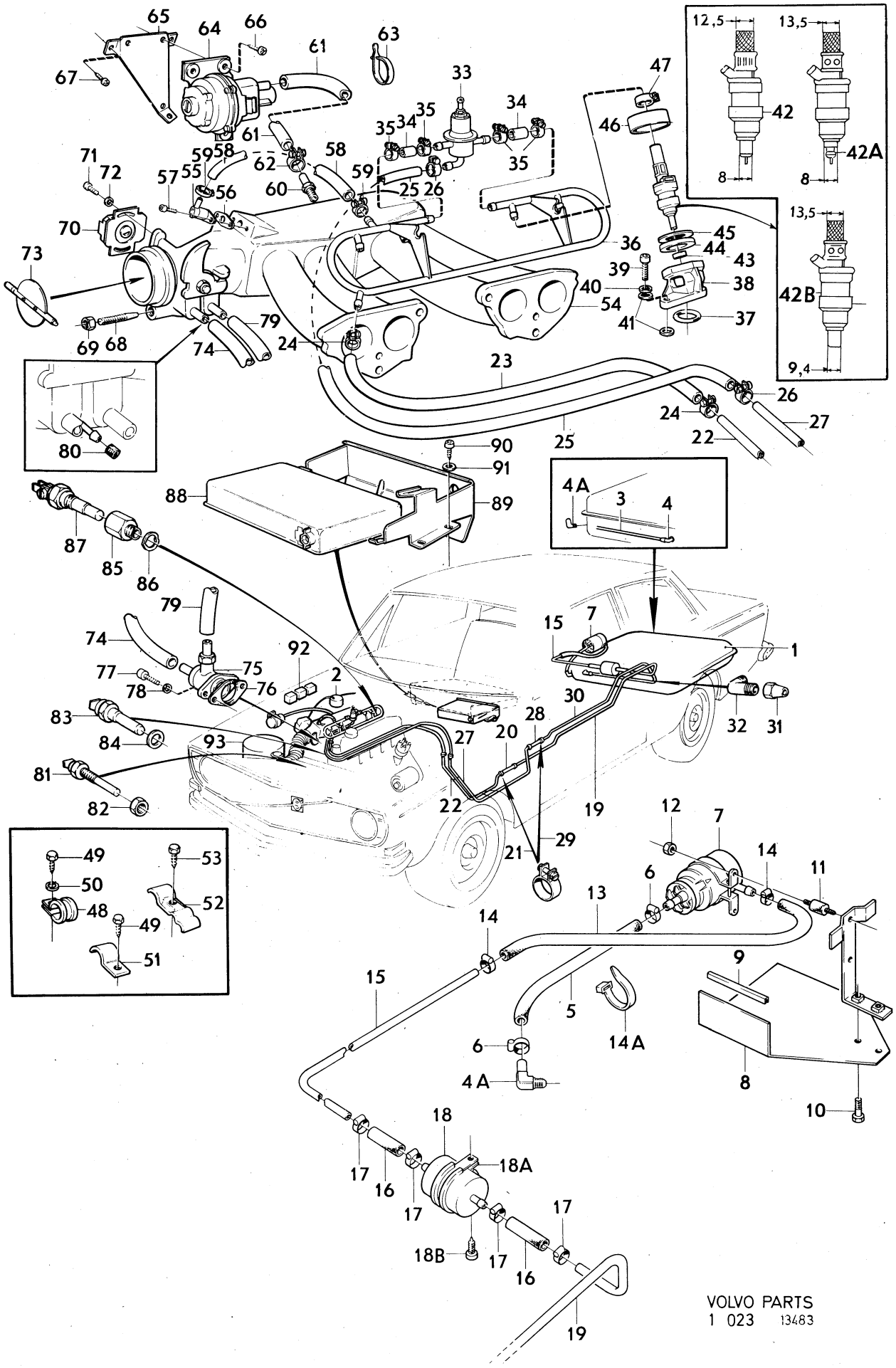
12,5
13,5
42
42A
8
8
13,5
42B
9,4
4A
3
4
VOLVO PARTS
1 023 13483

Sida Page	Grupp Group	Bränslesystem	Fuel system	Illustration	0200
		insprutningsmotor	fuel injection engine	13483	
30	2c	5)	5)	1980–04	

Pos. Fig.	Antal/Quantity				Artikel nr Part No	Benämning	Description	Sats Kit	B P S R	Anmärkning Notes	
42a	4	–	–	–	462645-3	Insprutningsventil	Fuel injector			13)	1450
										ERS AV 1 ST 461674–4	1451
42b	4	–	–	–	461585-2	Insprutningsventil	Fuel injector		6	11)	1452
										ERS AV 1 ST 461674–4	1453
43	4	–	–	–	419785-1	Tätningsring för 241720 och 462645	Seal ring for 241720 and 462645			DI 7,6MM	1465 1466
	4	–	–	–	461611-6	Tätningsring för 461585	Seal ring for 461585			11) DI 8,6MM	1470
44	4	–	–	–	419784-4	Tätningsring	Seal ring				1475
45	4	–	–	–	419795-0	Bricka	Washer				1480
46	4	–	–	–	419783-6	Lås	Lock				1485
47	4	–	–	–	945650-0	Slangklammer för 241720	Hose clamp for 241728			12) M–12	[illegible]
	4	–	–	–	945651-8	Slangklammer för 462645 och 461585	Hose clamp for 462645 and 461585			13) M–13	1491 1492
48	ERF	–	–	–	952624-5	Klammer	Clamp				1500
49	ERF	–	–	–	190665-0	Skruv	Screw				1510
50	ERF	–	–	–	940090-4	Fjäderbricka	Spring washer				1520
51	ERF	–	–	–	951188-2	Klammer	Clamp				[illegible]
52	ERF	–	–	–	677980-5	Klammer	Clamp				[illegible]
53	ERF	–	–	–	190665-0	Skruv	Screw				1550
54	1	–	–	–		Insugningsrör	Induction manifold			SE GRUPP 2A	1560
55	1	–	–	–	241811-9	Kallstartventil	Cold start valve				1570
56	1	–	–	–	419831-3	Packning	Gasket				2010
57	2	–	–	–	950021-6	Skruv	Screw				2020
x 58	235	–	–	–	1266500-6	Slang	Hose		2	(419796)	2030
59	2	–	–	–	945652-6	Slangklammer	Hose clamp				2040
60	1	–	–	–	944560-2	Nippel	Nipple				2050
x 61	350	–	–	–	1266500-6	Slang	Hose		2	(419796)	2060
62	2	–	–	–	945652-6	Slangklammer	Hose clamp				2070
63	1	–	–	–	460025-0	Gummiklammer	Rubber clamp				2080
64	1	–	–	–	243183-1	Tryckgivare	Pressure sensor			B20E	2090
	1	–	–	–	243316-7	Tryckgivare	Pressure sensor			B20F EXCL USA BW35	2100
	1	–	–	–	460866-7	Tryckgivare	Pressure sensor			B20F USA BW35	2110
65	1	–	–	–	687832-6	Konsol	Bracket				2120
66	3	–	–	–	955140-9	Skruv	Screw				2130
67	3	–	–	–	955138-3	Skruv	Screw				2140
68	1	–	–	–	943655-1	Ställskruv	Adjustment screw				2150
69	1	–	–	–	955835-4	Mutter	Nut				2160
70	1	–	–	–	461560-5	Spjällkontakt	Throttle valve switch				2
71	2	–	–	–	950003-4	Skruv	Screw				2[illegible]
72	2	–	–	–	940120-9	Bricka	Washer				2190
73	1	–	–	–		Spjäll	Shutter			SE GRUPP 2A	2200
74	225	–	–	–	942390-6	Slang	Hose			EXCL USA BW35	2210
	–	–	–	–		Slang	Hose			USA BW35	2215
										SE SIDA 50, 1-E11	2[illegible]
75	1	–	–	–	241853-1	Tillsatsluftslid	Auxiliary air slide				2[illegible]
76	1	–	–	–	419894-1	Packning	Gasket				2230
77	2	–	–	–	956554-0	Skruv	Screw				2240
78	2	–	–	–	941906-0	Fjädrande bricka	Resilient washer				2250
79	1	–	–	–	460003-7	Slang	Hose			EXCL USA BW35	2260
	–	–	–	–		Slang	Hose			USA BW35	2265
										SE SIDA 50, 1-E11	2266

5. 142 CH–393949. 144 CH–427999. 145 CH–210049.
11. Reservdelsutförande. Replacement unit. Version pièce détachée. Ersatzteilführung. Versión de repuesto.
12. B20E(498268) MO –10446, B20E(498269) MO –4423, B20E(498270) MO –2799, B20E(498271) MO –2744, B20E(498288) MO –2649, B20E(498289) MO –1735, B20F(498058) MO –869, B20F(498059) MO –530, B20F(498062) MO –3541. B20F(498063) MO –710, B20F(498284) MO –32810, B20F(498285) MO –25821.
13. B20E(498268) MO 10447–, B20E(498269) MO 4424–, B20E(498270) MO 2800–, B20E(498271) MO 2745–, B20E(498288) MO 2650–, B20E(498289) MO 1736–, B20E(498038 – 498041), B20F(498058) MO 870–. B20F(498059) MO 531–, B20F(498062) MO 3542–, B20F(498063) MO 711–, B20F(498284) MO 32811–, B20F(498285) MO 25822–, B20F(498048, 498049, 498060, 498061).

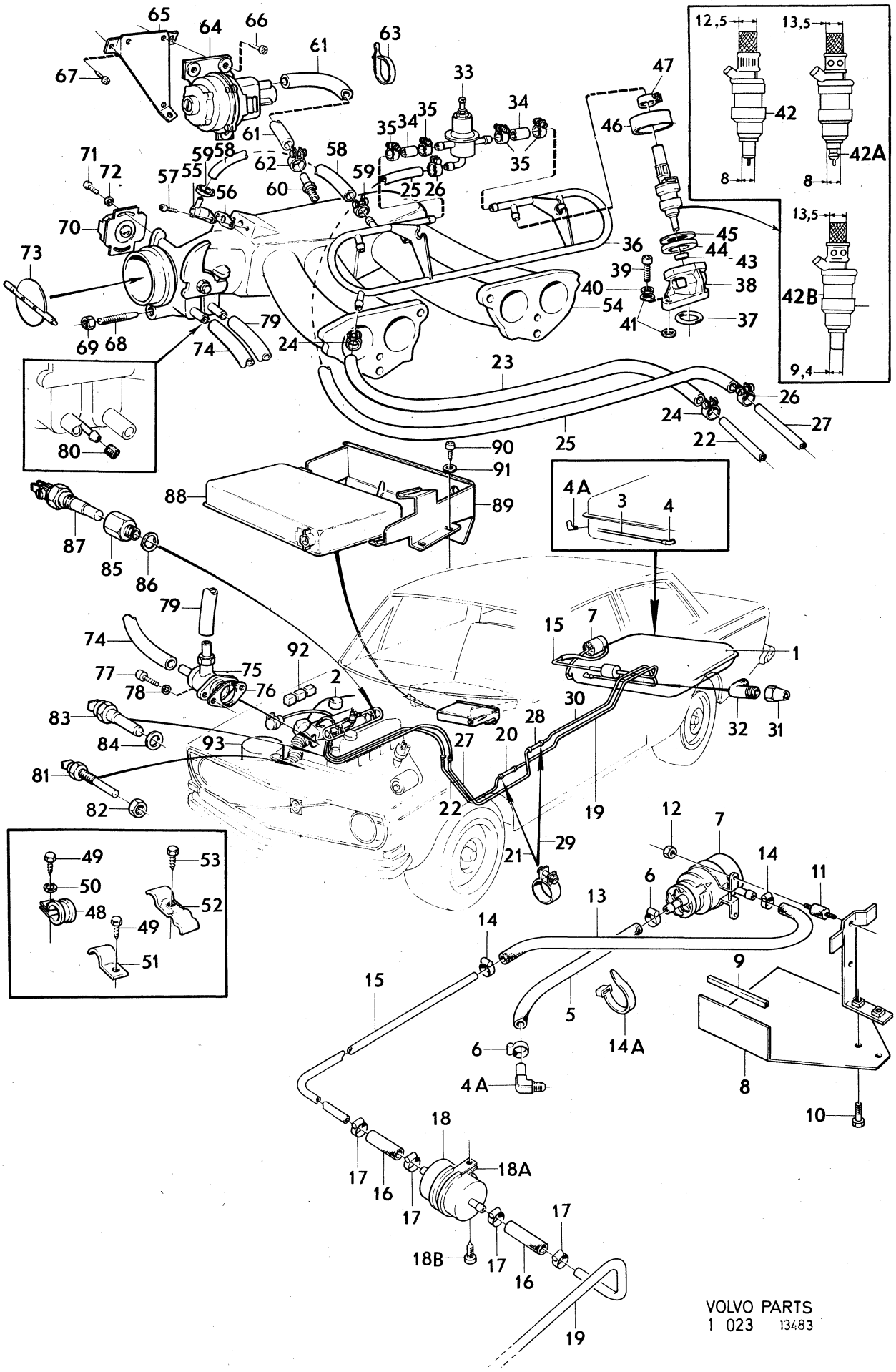
12,5
13,5
42
42A
8
8
13,5
42B
9,4
65
64
66
63
61
67
33
47
34
35
35
34
35
46
61
58
59
58
62
59
71
72
57
55
56
60
25
26
70
73
36
45
44
43
39
38
40
54
37
41
79
69
68
74
24
23
26
24
27
22
25
80
90
91
88
89
4A
3
4
87
85
86
79
74
92
15
7
1
77
75
78
76
2
83
84
93
30
28
32
31
27
20
81
82
22
19
12
7
29
21
14
11
6
13
49
53
50
48
52
49
51
14
15
9
5
14A
6
4A
8
10
18
18A
17
16
17
17
18B
17
16
19
VOLVO PARTS
1 023 13483

Sida Page	Grupp Group	Bränslesystem insprutningsmotor	Fuel system fuel injection engine	Illustration	0200
32	2c	5)	5)	13483 1980–04	

Pos. Fig.	Antal/Quantity				Artikel nr Part No	Benämning	Description	Sats Kit	B P S R	Anmärkning Notes	
80	1	–	–	–	418646-6	Gummihatt	Rubber cap			EXCL USA BW35	2270
81	1	–	–	–	241810-1	Temperaturgivare	Temperature sender				2280
82	1	–	–	–	955782-8	Mutter	Nut				2290
83	1	–	–	–	241726-9	Temperaturgivare	Temperature sender				2300
84	1	–	–	–	957173-8	Packning	Packing				2310
85	1	–	–	–	460391-6	Mellanstycke	Spacer				2320
86	1	–	–	–	941912-8	Fjädrande bricka	Resilient washer				2330
87	1	–	–	–	243130-2	Termotidgivare	Thermal–time sender				2340
88	1	–	–	–	243315-9	Styrenhet	Control unit		8		2350
89	1	–	–	–	688955-4	Skyddsplåt	Backing plate				2360
90	6	–	–	–	190666-8	Skruv	Screw				2370
91	6	–	–	–	955893-3	Bricka	Washer				2[illegible]
92	–	–	–	–		Reläer	Relays			SE GRUPP 3	2390
93	–	–	–	–		Luftfilter	Air filter			SE SIDA 90, 1-G03	2400

5. 142 CH–393949. 144 CH–427999. 145 CH–210049.

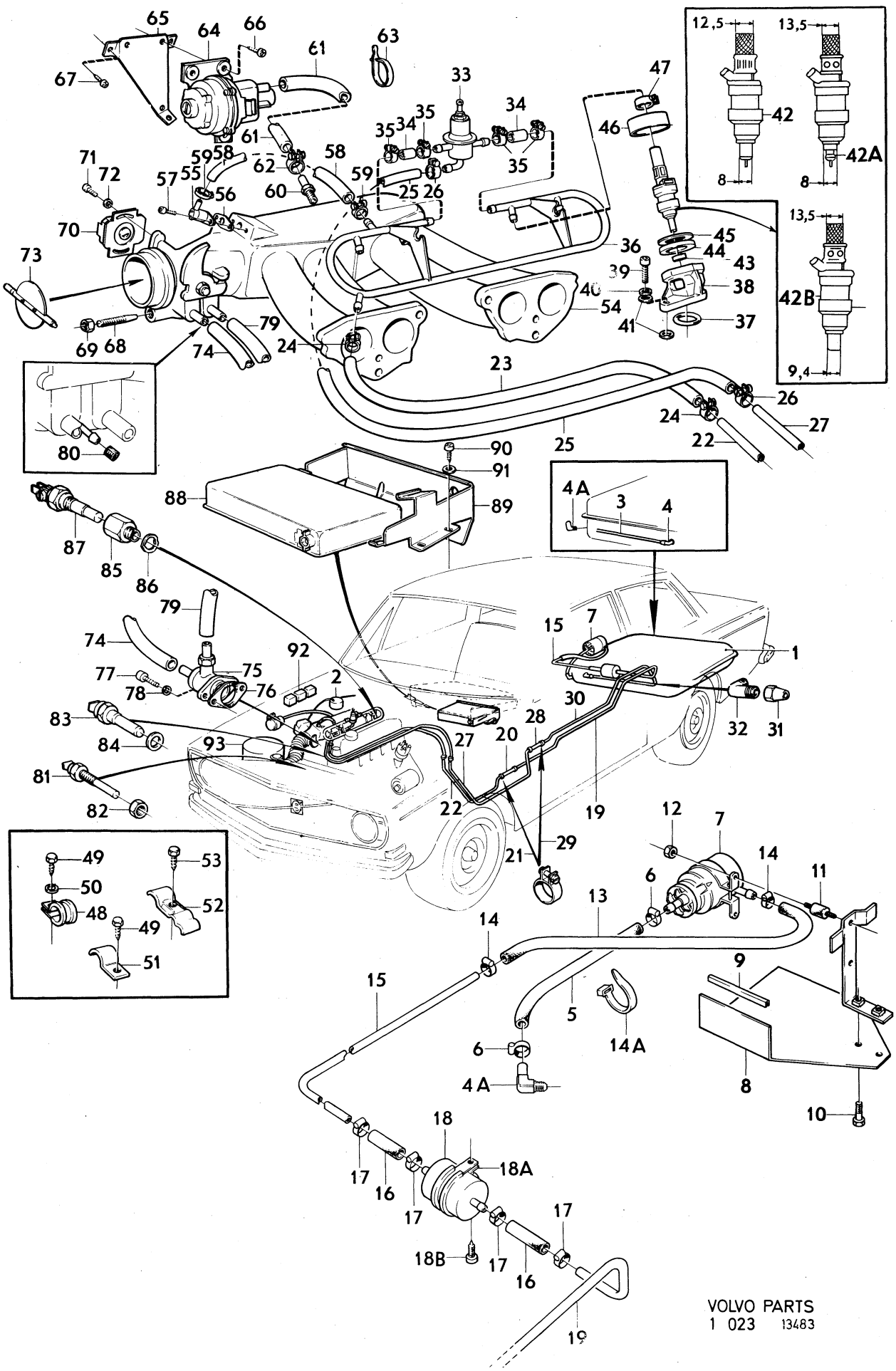
12,5
13,5
42
42A
8
8
13,5
42B
9,4
4A
3
4
80
49
50
48
49
51
53
52
VOLVO PARTS
1 023 13483

Sida Page	Grupp Group	Bränslesystem	Fuel system	Illustration	0250
		insprutningsmotor	fuel injection engine	13484	
34	2c	6)	6)	1980–04	

	Pos. Fig.	Antal/Quantity				Artikel nr Part No	Benämning	Description	Sats Kit	B P S R	Anmärkning Notes	
	1	–	–	–	–		Bensintank	Fuel tank			SE SIDA 44, 1-E05	0020
	2	–	–	–	–		Bensinpump	Fuel pump			SE SIDA 44, 1-E05	0040
	3	–	–	–	–		Bränslerör	Fuel pipe			SE SIDA 44, 1-E05	0060
	4	1	–	–	–	460822-0	Bränslefilter	Fuel filter			ERS AV 1 ST 1276050–0,	0080
											1 ST 1276069–0,	0100
											1 ST 947282–0,	0120
											1 ST 1276068–2,	0140
											1 ST 947621–9	0160
	5	1	–	–	–		Konsol	Bracket		8		0180
	6	2	–	–	–	955139-1	Skruv	Screw			ALT 1. L 14	0200
		2	–	–	–	955141-7	Skruv	Screw			ALT 2. L 19	0220
	7	1	–	–	–	462956-4	Bränsleledning	Fuel pipe		3	(460824)	0
	7a	1	–	–	–	946236-7	.Mutter	.Nut				0260
	8	1	–	–	–		Mängdmätare	Air–fuel control unit			SE SIDA 48, 1-E09	0280
x	9	1	–	–	–	1276809-9	Packning	Gasket	S	2	(462625)	0300
	10	6	–	–	–	956553-2	Skruv	Screw				0320
	11	6	–	–	–	941906-0	Bricka	Washer				0340
	12	1	–	–	–	925262-8	O–ring	O–ring	S			0
	13	4	–	–	–	74033-2	Skruv	Screw				0380
	14	8	–	–	–	947620-1	Packning	Packing		2		0400
	15	1	–	–	–	462815-2	Anslutningsrör	Connecting pipe				0420
	16	1	–	–	–	947066-7	Slangklammer	Hose clamp				0440
	17	1	–	–	–	947215-0	Slangklammer	Hose clamp				0460
	18	4	–	–	–	460826-1	Bränsleledning	Fuel pipe				0480
	18a	4	–	–	–	946235-9	.Mutter	.Nut				0500
	19	4	–	–	–	460859-2	Insprutningsventil	Injector				0520
	20	4	–	–	–	460799-0	Spännbricka	Washer				0540
	21	4	–	–	–	950047-1	Skruv	Screw				0560
	22	4	–	–	–	960218-6	O–ring	O–ring	S			0580
	23	2	–	–	–	460797-4	Hållare, V	Retainer, L				0600
		2	–	–	–	460798-2	Hållare, H	Retainer, R				0620
	24	4	–	–	–	955525-1	Skruv	Screw				0640
	25	4	–	–	–	941907-8	Fjädrande bricka	Resilient washer				0660
	26	1	–	–	–	460829-5	Bränsleledning	Fuel pipe				0680
	26a	1	–	–	–	946235-9	.Mutter	.Nut				0700
x	26b	5	–	–	–	948211-8	Bandklammer	Strip clamp		2	(944484)	0720
x	26c	100	–	–	–	1266500-6	Skyddsslang	Protector hose		2	(419796)	0740
x	27	520	–	–	–	1266500-6	Bränsleslang	Fuel hose		2	(419796)	0760
	28	2	–	–	–	945652-6	Slangklammer	Hose clamp				0
	29	1	–	–	–	460684-4	T–rör	T–pipe				0800
	29a	2	–	–	–	942458-1	Slangklammer	Hose clamp				0820
x	30	840	–	–	–	1266500-6	Bränsleslang	Fuel hose		2	TID UTF	0840
											(419796)	0860
x		700	–	–	–	1266500-6	Bränsleslang	Fuel hose		2	SEN UTF	0880
											(419796)	0
	30a	1	–	–	–	952628-6	Klammer	Clamp				0920
	31	1	–	–	–	462942-4	Bränsleslang	Fuel hose		2		0940
	32	2	–	–	–	946709-3	Slangklamma	Hose clamp				0960
	33	1	–	–	–	460830-3	Ventil	Valve		2	ERS AV 1 ST 463971–2,	0980
											1 ST 244006–3	1000
	33a	1	–	–	–	244006-3	Förskruvningssats	Screw union kit		4	11)	1020
	34	2	–	–	–	956554-0	Skruv	Screw				1040
	35	2	–	–	–	941906-0	Bricka	Washer				1060
	36	1	–	–	–	462845-9	Bränsleslang	Fuel hose		3		1080
	36a	2	–	–	–	945652-6	Slangklammer	Hose clamp				1100
	37	1	–	–	–	460891-5	Kallstartventil	Cold start injector				1120
x	38	1	–	–	–	947113-7	O–ring	O–ring	S		(946477)	1140
	39	2	–	–	–	950021-6	Skruv	Screw				1160

6. 142 CH 393950–. 144 CH 428000–. 145 CH 210050–.
11. Reservdelsutförande. Replacement unit. Version pièce détachée. Ersatzteilführung. Versión de repuesto.

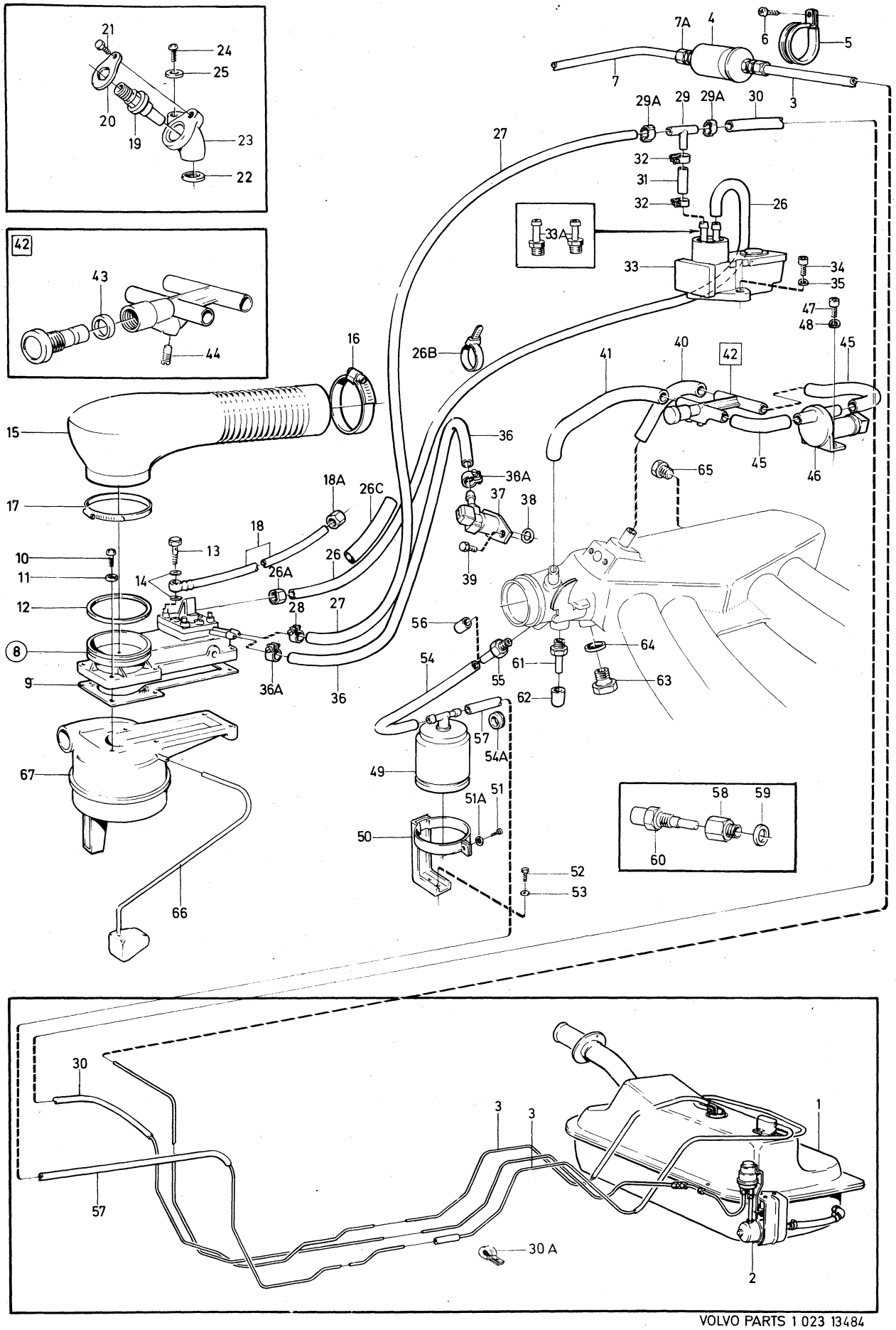

VOLVO PARTS 1 023 13484

Sida Page	Grupp Group	Bränslesystem insprutningsmotor	Fuel system fuel injection engine	Illustration	0250
36	2c	6)	6)	13484 1980–04	

	Pos. Fig.	Antal/Quantity				Artikel nr Part No	Benämning	Description	Sats Kit	B P S R	Anmärkning Notes	
	40	1	–	–	–	462514-1	Slang	Hose				1180
	41	1	–	–	–	462519-0	Slang	Hose				1200
	42	1	–	–	–	462533-1	Hus	Housing				1220
	43	1	–	–	–	946608-7	.O–ring	.O–ring	S			1240
	44	1	–	–	–	237568-1	.Plugg	.Plug				1260
	45	2	–	–	–	462514-1	Slang	Hose				1280
	46	1	–	–	–	460833-7	Tillsatsluftslid	Auxiliary air slide				1300
	47	2	–	–	–	956554-0	Skruv	Screw				1320
	48	2	–	–	–	941906-0	Bricka	Washer				1340
x	49	1	–	–	–	1218597-1	Kolfilter	Carbon filter		3	USA, CAN, JAPAN (462689)	1360 1[illegible]
	50	1	–	–	–	1206848-2	Konsol	Bracket		8	USA, CAN, JAPAN	14[illegible]
	51	1	–	–	–	955514-5	Skruv	Screw			USA, CAN, JAPAN	1420
	51a	1	–	–	–	941906-0	Fjädrande bricka	Resilient washer			USA,CAN,JAPAN	1440
	52	2	–	–	–	955512-9	Skruv	Screw			USA, CAN, JAPAN	1460
	53	2	–	–	–	960140-2	Bricka	Washer			USA, CAN, JAPAN	1480
x	54	300	–	–	–	1266500-6	Slang	Hose		2	USA, CAN, JAPAN (419796)	1[illegible] 15[illegible]
	54a	1	–	–	–	941265-1	Gummibussning	Rubber bushing			USA,CAN,JAPAN	1540
	55	1	–	–	–	946600-4	Nippel	Nipple			USA, CAN, JAPAN	1560
	56	1	–	–	–	460225-6	Gummihatt	Rubber cap			EXCL USA,CAN,JAPAN	1580
	57	1030	–	–	–	192034-7	Slang	Hose			USA, CAN, JAPAN	1600
	58	1	–	–	–	460391-6	Mellanstycke	Spacer				1620
	59	1	–	–	–	941912-8	Fjädrande bricka	Resilient washer				1640
	60	1	–	–	–	462632-1	Termotidgivare	Thermal–time sender				1660
	61	1	–	–	–	943513-2	Nippel	Nipple				1680
	62	1	–	–	–	418646-6	Gummihatt	Rubber cap				1700
	63	1	–	–	–	960632-8	Propp	Plug				1720
	64	1	–	–	–	11998-2	Packning	Packing				1740
	65	1	–	–	–	191026-4	Plugg	Plug				1760
	66	–	–	–	–		Slang	Hose			SE GRUPP 2A	1780
	67	–	–	–	–		Luftfilter	Air filter			SE SIDA 90, 1-G03	1800

6. 142 CH 393950–. 144 CH 428000–. 145 CH 210050–.

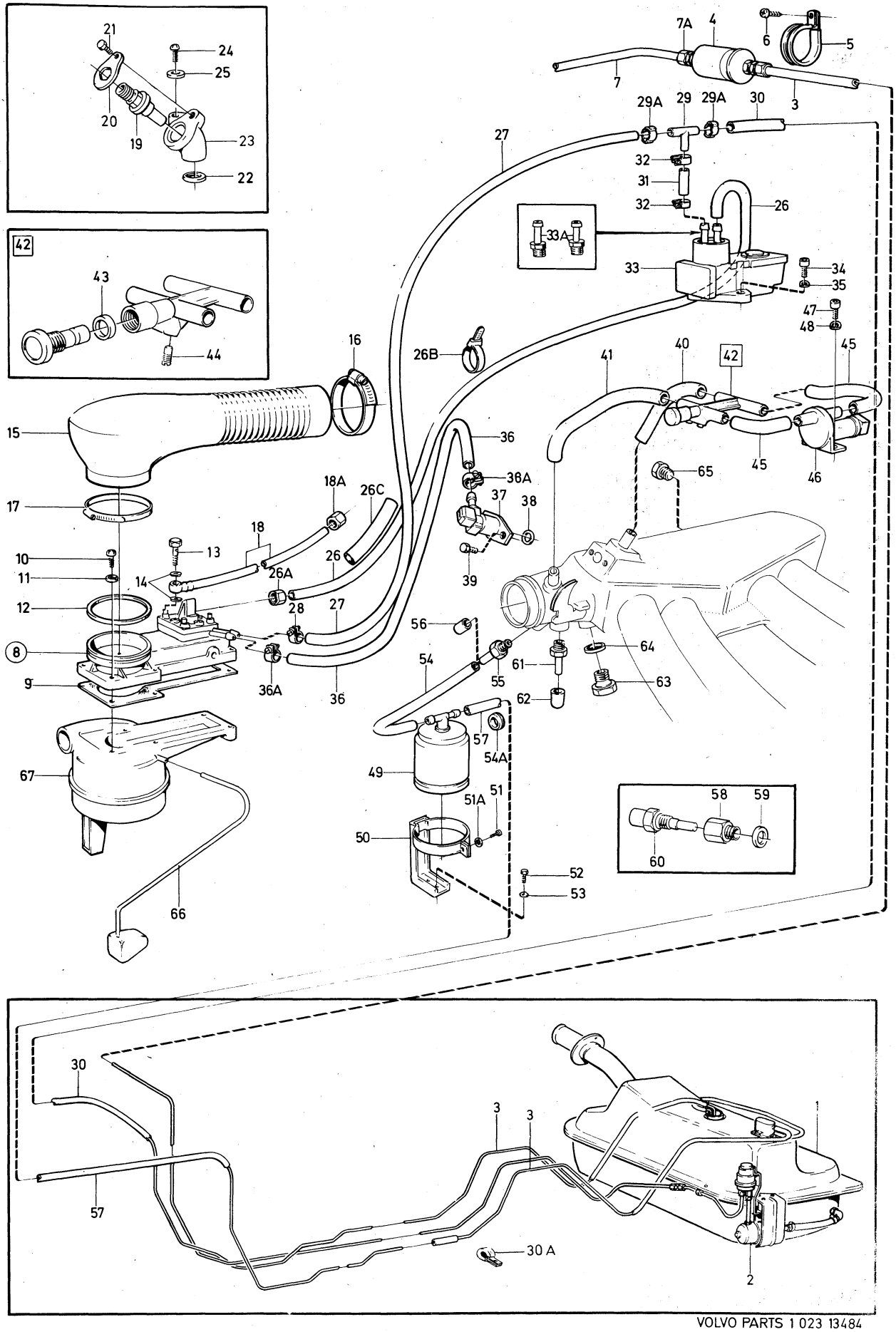
21
24
25
20
19
23
22
42
43
44
7A
4
6
5
7
3
29A
29
29A
30
27
32
31
32
26
33A
33
34
35
47
48
45
16
26B
41
40
42
15
36
36A
65
45
46
18A
26C
37
38
17
18
13
10
26
26A
39
11
14
12
28
27
56
64
8
54
61
55
63
9
36A
36
62
57
54A
67
49
51A
51
58
59
50
60
52
53
66
30
3
3
1
57
30 A
2

Sida Page	Grupp Group												Illustration	0300
38	2c					Bensintank och avdunstnings–kontroll. 142 B20E–F CH –393949, 144 B20E–F CH –427999		Fuel tank and evaporite control system, 142 B20E–F CH –393949, 144 B20E–F CH –427999					12155 1980–04	
Pos. Fig.	Antal/Quantity				Artikel nr Part No	Benämning		Description		Sats Kit	B P S R	Anmärkning Notes		
1	1	–	–	–	1213748-5	Bensintank		Fuel tank				(1211304)		0020
2	1	–	–	–	191026-4	Propp		Plug						0040
3	1	–	–	–	688593-3	Filter		Filter						0060
4	1	–	–	–	685625-6	Propp		Plug						0080
5	16	–	–	–	955138-3	Skruv		Screw						0100
6	1	–	–	–	687825-0	Tankarmatur		Fuel gauge sender						0120
7	1	–	–	–	944219-5	Packning		Gasket						0140
8	1	–	–	–	1211359-3	Slang		Hose						0160
x 9	2	–	–	–	943479-6	Slangklammer		Hose clamp				(951796)		0180
10	1	–	–	–	1213863-2	Rör		Pipe						0200
11	1	–	–	–	679963-9	Packning		Gasket						0[illegible]
12	4	–	–	–	955138-3	Skruv		Screw						02[illegible]
13	1	–	–	–	675515-1	Lock		Cap						0260
14	1	–	–	–	925068-9	.O–ring		.O–ring						0280
15	1	–	–	–	684063-1	.Packning		.Gasket						0300
16	2	–	–	–	950009-1	.Skruv		.Screw						0320
17	820	–	–	–	941680-1	Slang		Hose						0[illegible]
18	2	–	–	–	943472-1	Slangklammer		Hose clamp			1	(951788)		0[illegible]
19	670	–	–	–	192034-7	Slang		Hose				ALT 1 EXCL USA, CAN, JAPAN		0380 0400
20	1	–	–	–	946709-3	Slangklammer		Hose clamp				ALT 1 EXCL USA, CAN, JAPAN (943843)		0420 0440 0460
21	1	–	–	–	191404-3	Klammer		Clip				ALT 1 EXCL USA, CAN, JAPAN		0480 0500
22	1	–	–	–	88273-8	Gummibussning		Rubber bushing				ALT 1 EXCL USA, CAN, JAPAN		0520 0540
22a	130	–	–	–	192034-7	Slang		Hose				ALT 2 EXCL USA, CAN, JAPAN		0560 0580
22b	2	–	–	–	946709-3	Slangklammer		Hose clamp				ALT 2 EXCL USA, CAN, JAPAN (943843)		0600 0620 0640
22c	550	–	–	–	954314-1	Rör		Pipe				ALT 2 EXCL USA, CAN, JAPAN		0660 0680
22d	1	–	–	–	941268-5	Gummibussning		Rubber bushing				ALT 2 EXCL USA, CAN, JAPAN (941264)		0700 0720 0740
22e	1	–	–	–	192248-3	Klammer		Clip				ALT 2 EXCL USA, CAN, JAPAN		07[illegible] 07[illegible]
23	1	–	–	–	1211269-4	Expansionstank		Expansion tank			8	USA, CAN, JAPAN		0800
24	1	–	–	–	1211309-8	Konsol		Bracket				USA, CAN, JAPAN		0820
25	1	–	–	–	1211308-0	Konsol		Bracket				USA, CAN, JAPAN		0840
26	2	–	–	–	955138-3	Skruv		Screw				USA, CAN, JAPAN		0860
27	4	–	–	–	190071-1	Skruv		Screw				USA, CAN, JAPAN		08[illegible]
28	2040	–	–	–	192034-7	Slang		Hose				USA, CAN, JAPAN		09[illegible]
29	2	–	–	–	946709-3	Slangklammer		Hose clamp				USA, CAN, JAPAN (943843)		0920 0940
30	1	–	–	–	191404-3	Klammer		Clip				USA, CAN, JAPAN		0960
31	950	–	–	–	954314-1	Rör		Pipe				USA, CAN, JAPAN		0980
32	160	–	–	–	192034-7	Slang		Hose				USA, CAN, JAPAN		1000
33	2	–	–	–	946709-3	Slangklammer		Hose clamp				USA, CAN, JAPAN (943843)		1020 1040
34	160	–	–	–	192034-7	Slang		Hose				USA, CAN, JAPAN		1060
35	2	–	–	–	946709-3	Slangklammer		Hose clamp				USA, CAN, JAPAN (943843)		1080 1100
36	950	–	–	–	954314-1	Rör		Pipe				USA, CAN, JAPAN		1120
37	2	–	–	–	18376-4	Klammer		Clip				USA, CAN, JAPAN		1140
38	2	–	–	–	955138-3	Skruv		Screw				USA, CAN, JAPAN		1160
39	75MM	–	–	–	192034-7	Slang		Hose				USA, CAN, JAPAN		1180
40	2	–	–	–	946709-3	Slangklammer		Hose clamp				USA, CAN, JAPAN (943843)		1200 1220
	1	–	–	–	946709-3	Slangklammer		Hose clamp				EXCL USA, CAN, JAPAN (943843)		1240 1260

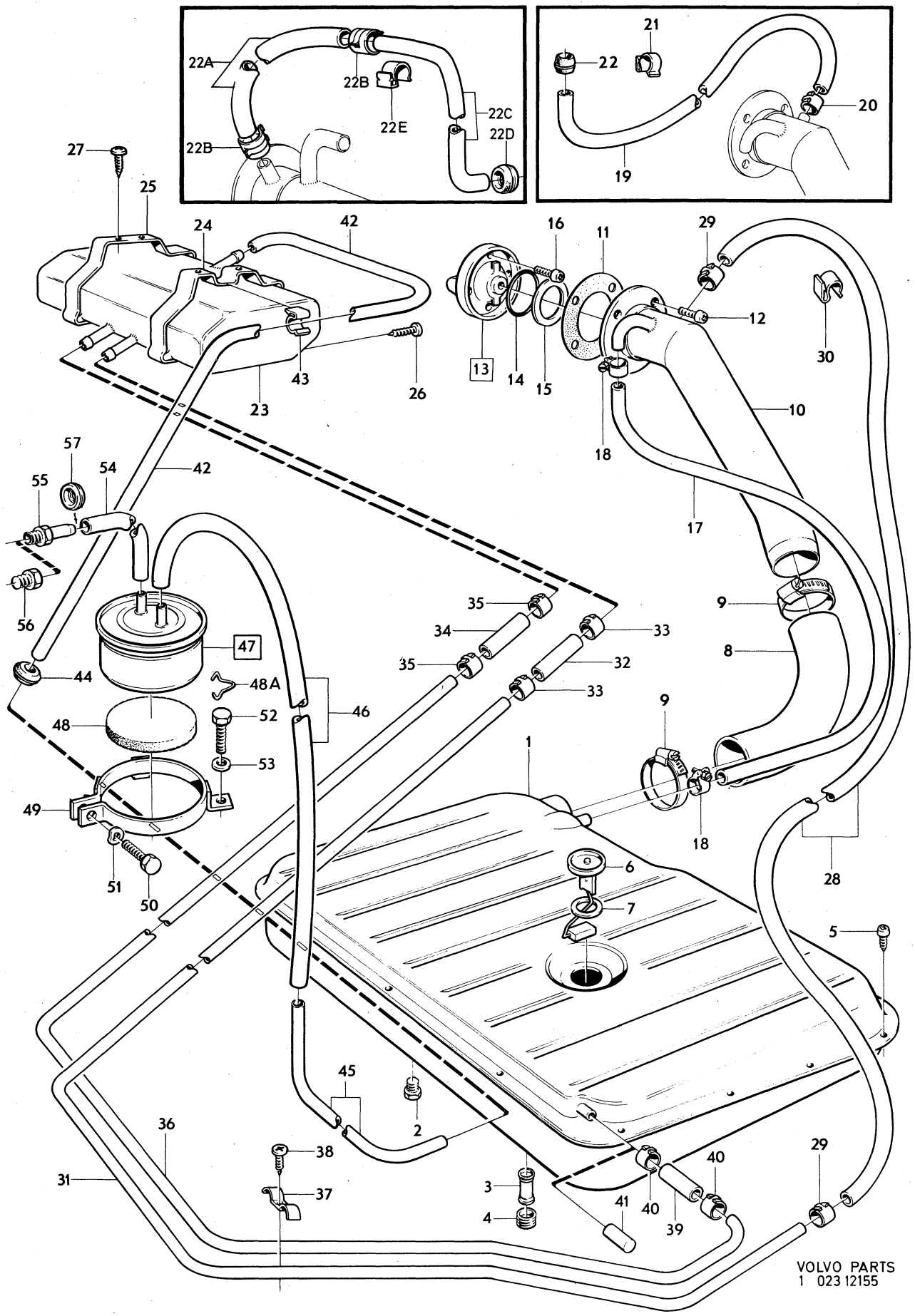
22A
22B
22E
22C
22D
22B
21
22
20
19
27
25
24
42
16
11
29
12
30
13
14
15
43
26
23
10
18
57
54
42
55
17
56
35
9
34
33
8
35
32
33
47
44
48A
46
48
52
53
9
1
49
18
51
50
28
6
7
5
45
2
36
38
31
37
3
4
41
40
40
39
29
VOLVO PARTS
1 023 12155

Sida Page	Grupp Group	Bensintank och avdunstnings–kontroll. 142 B20E–F CH –393949, 144 B20E–F CH –427999	Fuel tank and evaporite control system, 142 B20E–F CH –393949, 144 B20E–F CH –427999	Illustration 12155 1980–04	0300
40	2c				

	Pos. Fig.	Antal/Quantity				Artikel nr Part No	Benämning	Description	Sats Kit	B P S R	Anmärkning Notes	
	41	1	–	–	–	687245-1	Tätningshylsa	Seal sleeve			EXCL USA CAN, JAPAN	1280
	42	1260	–	–	–	192034-7	Slang	Hose			USA, CAN, JAPAN	1300
	43	1	–	–	–	191404-3	Klammer	Clip			USA, CAN, JAPAN	1320
	44	1	–	–	–	88273-8	Gummibussning	Rubber bushing			USA, CAN, JAPAN	1340
	45	2310	–	–	–	954314-1	Rör	Pipe			USA, CAN, JAPAN	1360
	46	890	–	–	–	192034-7	Slang	Hose			USA, CAN, JAPAN	1380
	47	1	–	–	–	460170-4	Kolfilter	Carbon filter			USA, CAN, JAPAN	1400
	48	1	–	–	–	419908-9	.Förfilter	.Pre filter			USA, CAN, JAPAN	1420
	48a	1	–	–	–	460392-4	.Hållare	.Retainer			USA, CAN, JAPAN	1440
	49	1	–	–	–	1206135-4	Hållare	Retainer		8	USA, CAN, JAPAN	1460
	50	1	–	–	–	955514-5	Skruv	Screw			USA, CAN, JAPAN	14[illegible]
	51	1	–	–	–	941906-0	Fjädrande bricka	Resilient washer			USA, CAN, JAPAN	1[illegible]
	52	3	–	–	–	190666-8	Skruv	Screw			USA, CAN, JAPAN	1520
	53	3	–	–	–	955893-3	Bricka	Washer			USA, CAN, JAPAN	1540
x	54	440	–	–	–	1266500-6	Slang	Hose		2	USA, CAN, JAPAN	1560
											(419796)	1580
	55	1	–	–	–	946600-4	Nippel	Nipple			USA, CAN, JAPAN	16[illegible]
	56	1	–	–	–	191026-4	Propp	Plug			EXCL USA, CAN, JAPAN	1[illegible]
	57	1	–	–	–	941265-1	Gummibussning	Rubber bushing			JAPAN	1640

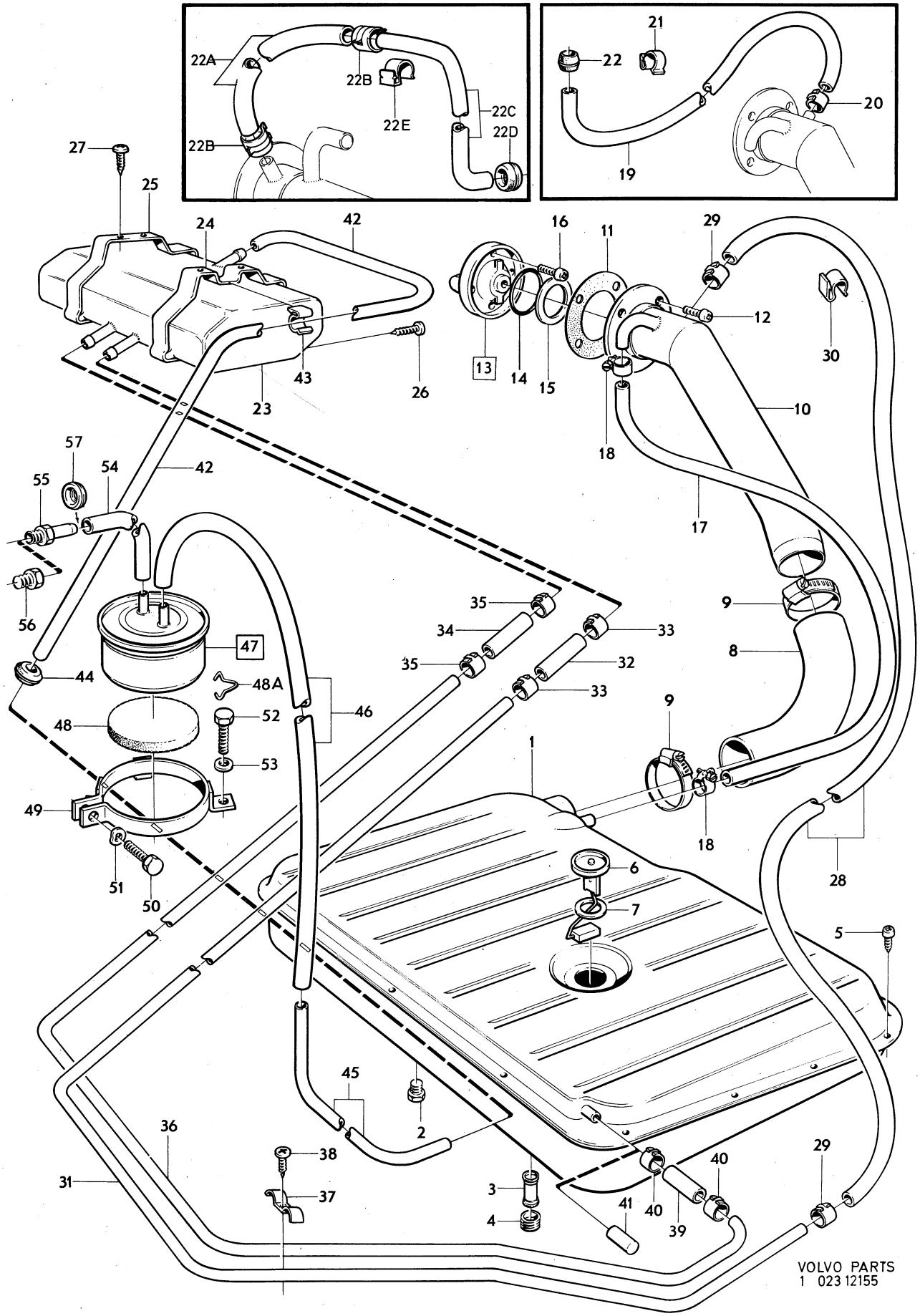
22A
22B
22E
22C
22D
22B
21
22
20
19
27
25
24
42
16
11
29
12
30
13
14
15
43
26
23
10
18
57
54
42
55
17
56
35
9
34
33
35
32
8
47
44
48A
33
46
52
9
48
53
1
49
18
51
50
28
6
7
5
45
2
36
38
40
29
31
37
3
41
40
39
4
VOLVO PARTS
1 023 12155

Sida Page	Grupp Group	Bensintank och avdunstnings–kontroll.	Fuel tank and evaporite control system.	Illustration	0350
42	2c	145 B20E–F CH –210049	145 B20E–F CH –210049	12156 1980–04	

	Pos. Fig.	Antal/Quantity				Artikel nr Part No	Benämning	Description	Sats Kit	B P S R	Anmärkning Notes	
	1	1	–	–	–	1213748-5	Bensintank	Fuel tank			(1211304)	1010
	2	1	–	–	–	191026-4	Propp	Plug				1020
	3	1	–	–	–	688593-3	Filter	Filter				1030
	4	1	–	–	–	685625-6	Propp	Plug				1040
	5	16	–	–	–	955138-3	Skruv	Screw				1050
	6	1	–	–	–	687825-0	Tankarmatur	Fuel gauge sender				1060
	7	1	–	–	–	944219-5	Packning	Gasket				1070
	8	1	–	–	–	1211471-6	Slang	Hose				1080
x	9	2	–	–	–	943479-6	Slangklammer	Hose clamp			(951796)	1090
	10	1	–	–	–	677922-7	Rör	Pipe				1100
	11	1	–	–	–	679963-9	Packning	Gasket				[illegible]
	12	4	–	–	–	955138-3	Skruv	Screw				1120
	13	1	–	–	–	675515-1	Lock	Cap				1130
	14	1	–	–	–	925068-9	.O–ring	.O–ring				1140
	15	1	–	–	–	684063-1	.Packning	.Gasket				1150
	16	2	–	–	–	950009-1	.Skruv	.Screw				1160
	17	820	–	–	–	941680-1	Slang	Hose				[illegible]
	18	2	–	–	–	943472-1	Slangklammer	Hose clamp		1	(951788)	1180
	18a	1	–	–	–	678158-7	Täckplåt	Cover plate				1185
	18b	3	–	–	–	955137-5	Skruv	Screw				1186
	18c	1	–	–	–	679259-2	Täckplåt	Cover plate				1187
	18d	3	–	–	–	955137-5	Skruv	Screw				1188
	19	1140	–	–	–	192034-7	Slang	Hose			EXCL USA, CAN	1190
	20	1	–	–	–	946709-3	Slangklammer	Hose clamp			EXCL USA, CAN	1200
											(943843)	1205
	21	1	–	–	–	191404-3	Klammer	Clip			EXCL USA, CAN	1210
	22	1	–	–	–	88273-8	Gummibussning	Rubber bushing			EXCL USA, CAN	1220
	23	1	–	–	–	684069-8	Expansionstank	Expansion tank			USA, CAN	1230
	24	2	–	–	–	684119-1	Fäste	Anchorage			USA, CAN	1240
	25	2	–	–	–	955139-1	Skruv	Screw			USA, CAN	1250
	26	1	–	–	–	680538-6	Plåtmutter	Speed nut			USA, CAN	1260
	27	1	–	–	–	950022-4	Skruv	Screw			USA, CAN	1270
	28	1	–	–	–	941905-2	Fjädrande bricka	Resilient washer			USA, CAN	1280
	29	1	–	–	–	940092-0	Mutter	Nut			USA, CAN	1290
	30	1140	–	–	–	192034-7	Slang	Hose			USA, CAN	1300
	31	2	–	–	–	946709-3	Slangklammer	Hose clip			(943843)USA, CAN	1310
	32	3	–	–	–	191404-3	Klammer	Clip			USA, CAN	1320
	33	2750	–	–	–	192034-7	Slang	Hose			USA, CAN	[illegible]
	34	2	–	–	–	946709-3	Slangklammer	Hose clamp			USA, CAN	1340
											(943843)	1345
	35	1	–	–	–	687245-1	Tätningshylsa	Seal sleeve			EXCL USA, CAN	1350
	36	2	–	–	–	191404-3	Klammer	Clip			USA, CAN	1360
	37	470	–	–	–	192034-7	Slang	Hose			USA, CAN	1370
	38	1400	–	–	–	954314-1	Rör	Pipe			USA, CAN	[illegible]
	39	1	–	–	–	951188-2	Klammer	Clip			USA, CAN	1390
	40	1	–	–	–	955138-3	Skruv	Screw			USA, CAN	1400
	41	1	–	–	–	941268-5	Bussning	Bushing			USA, CAN	1410
											(941264)	1415
	42	470	–	–	–	192034-7	Slang	Hose			USA, CAN	1420
	43	2310	–	–	–	954314-1	Rör	Pipe			USA, CAN	1430
	44	890	–	–	–	192034-7	Slang	Hose			USA, CAN	1440
	45	1	–	–	–	460170-4	Kolfilter	Carbon filter			USA, CAN	1450
	46	1	–	–	–	419908-9	.Förfilter	.Pre filter			USA, CAN	1460
	47	1	–	–	–	1206135-4	Hållare	Retainer		8	USA, CAN	1470
	48	1	–	–	–	955514-5	Skruv	Screw			USA, CAN	1480
	49	1	–	–	–	941906-0	Fjädrande bricka	Resilient washer			USA, CAN	1490
	50	3	–	–	–	190666-8	Skruv	Screw			USA, CAN	1500
	51	3	–	–	–	955893-3	Bricka	Washer			USA, CAN	1510
x	52	440	–	–	–	1266500-6	Slang	Hose		2	USA, CAN	1520
											(419796)	1525
	53	1	–	–	–	946600-4	Nippel	Nipple			USA, CAN	1530
											(944560)	1535
	54	1	–	–	–	191026-4	Propp	Plug			EXCL USA, CAN	1540

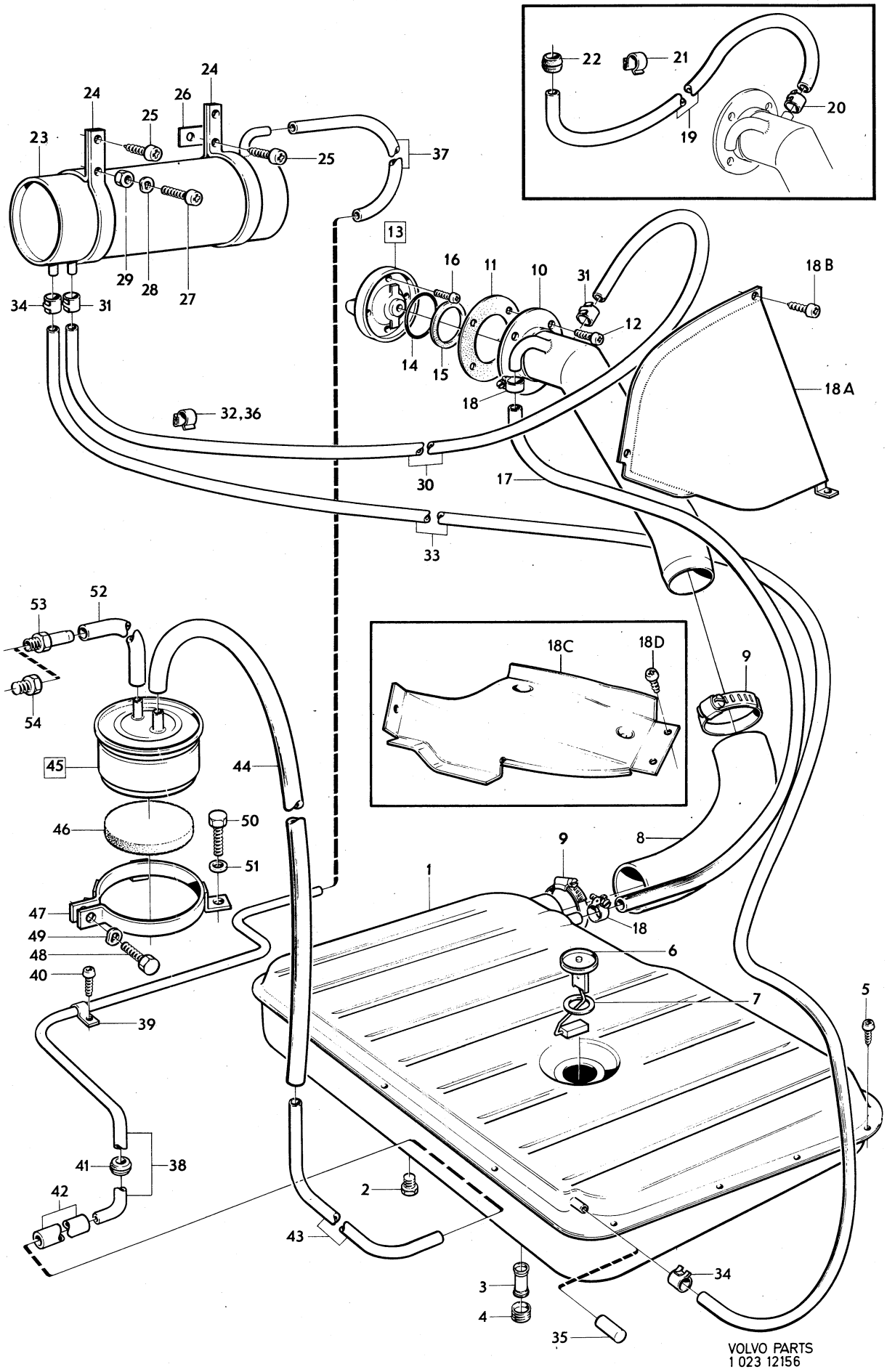

VOLVO PARTS
1 023 12156

Sida Page	Grupp Group	Bensintank, bränslepump, bränsleledningar	Fuel pump, fuel tank, fuel pipes	Illustration	0400
44	2c	6) B20E–F	6) B20E–F	13485 1980–04	

	Pos. Fig.	Antal/Quantity				Artikel nr Part No	Benämning	Description	Sats Kit	B P S R	Anmärkning Notes	
	1	1	–	–	–	1211984-8	Bränsletank	Fuel tank		6	20)	0020
	2	1	–	–	–	191026-4	.Propp	.Plug				0040
	3	1	–	–	–	688593-3	.Filter	.Filter				0060
	4	1	–	–	–	685625-6	.Propp	.Plug				0080
	5	1	–	–	–	1203265-2	Konsol	Bracket				0100
	6	8	–	–	–	946790-3	Skruv	Screw				0120
	6a	ERF	–	–	–	678238-7	Skyddslist					0140
	7	1	–	–	–	1213769-1	Packning	Gasket				0160
	8	1	–	–	–	1214698-1	Tankarmatur	Fuel gauge sender				0180
	9	1	–	–	–	944219-5	Packning	Gasket				0200
x	10	1	–	–	–	1203955-8	Slang	Hose		2	(1203455)	9
	10a	1	–	–	–	943746-8	Bandklammer	Strip clamp				0240
	11	1	–	–	–	1213508-3	Slang	Hose				0260
x	12	2	–	–	–	943479-6	Slangklammer	Hose clamp			(951795)	0280
	13	1	–	–	–	1202688-6	Skyddsrör	Protector tube		6	(1213509)	0300
	13a	1	–	–	–	1203967-3	Clips	Clip		6		0320
	14	2	–	–	–	1213504-2	Packning	Gasket				[illegible]
	15	1	–	–	–	1213506-7	Påfyllningsrör	Filler tube				[illegible]
	16	3	–	–	–	956207-5	Skruv	Screw				0380
	17	1	–	–	–	1203782-6	Lock	Cap		2	ALT 1	0400
											(1213566)	0420
	18	1	–	–	–	684063-1	.Packning för 1213566	.Gasket for 1213566			9)	0440
		1	–	–	–	1203779-2	.Packning för 1203782	.Gasket for 1203782			10)	0460
x	18a	1	–	–	–	283954-6	Lock med två nycklar rött	Cap with two keys, red		6	ALT 2 (283235)	0480 0500
x		1	–	–	–	283553-6	Lock med två nycklar, mattförkromat	Cap with two keys, dull chromium plated		6	ALT 3	0520 0540
	18b	1	–	–	–	1207300-3	Nyckel (ämne)	Key (blank)				0560
	19	50MM	–	–	–	192034-7	Slang	Hose				0580
	19a	3	–	–	–	1211392-4	Slangklammer	Hose clamp		2		0600
	20	520	–	–	–	954314-1	Rör	Pipe				0620
	21	1	–	–	–	192248-3	Klammer	Clip				0640
	22	990	–	–	–	192034-7	Slang	Hose				0660
	22a	190	–	–	–	954314-1	Rör	Pipe			EXCL USA,CAN,JAPAN	0680
	22b	1	–	–	–	192248-3	Klammer	Clip			EXCL USA, CAN, JAPAN	0700
	23	1	–	–	–	1213914-3	Skyddskåpa	Casing			142, 144	0720
	24	3	–	–	–	955137-5	Skruv	Screw			142, 144	0740
	25	1	–	–	–	460821-2	Bränslepump	Fuel pump				[illegible]
	25a	1	–	–	–	243960-2	.Backventil	.Check valve		3		[illegible]
	25b	1	–	–	–	243961-0	.Packning	.Packing		1		0800
x	26	1	–	–	–	1266224-3	Tryckackumulator	Accumulator		4	(462547)	0820
	27	1	–	–	–	1206841-7	Skyddsplåt	Backing plate				0840
x	28	2	–	–	–	1228599-5	Gummikudde	Rubber cushion		2	(1221448)	0860
	29	4	–	–	–	950352-5	Mutter	Nut				[illegible]
	29a	1	–	–	–	955512-9	Skruv	Screw				[illegible]
	29b	1	–	–	–	1206842-5	Konsol	Bracket				0920
	29c	1	–	–	–	956078-0	Skruv	Screw				0940
	30	1	–	–	–	946823-2	Nippel	Nipple				0960
x	31	180	–	–	–	1255410-1	Bränsleslang	Fuel hose		2	(943707)	0980
	32	2	–	–	–	943472-1	Slangklammer	Hose clamp		1		1000
	33	45MM	–	–	–	946645-9	Plaströr	Plastic pipe				1020
	34	1	–	–	–	946866-1	Mutter	Nut				1040
	35	1	–	–	–	946867-9	Kona	Fitting				1060
	36	290	–	–	–	946234-2	Plaströr	Plastic pipe				1080
	36a	105	–	–	–	947900-7	Skyddsslang	Protective housing		2		1100
	37	2	–	–	–	946236-7	Mutter	Nut				1120

6. 142 CH 393950–. 144 CH 428000–. 145 CH 210050–.
9. 142 CH –410144, 144 CH –448671, 145 CH –223150.
10. 142 CH 410145–, 144 CH 448672–, 145 CH 223151–.
20. ERS AV 1 ST 1255754–2, 1 ST 1258854–7, 1 ST 949276–0, 1 ST 1235324–9, 1 ST 1255189–1, 1 ST 1254606–5, 1 ST 949282–8, 1 ST 1276515–2, 1 ST 1276565–7.

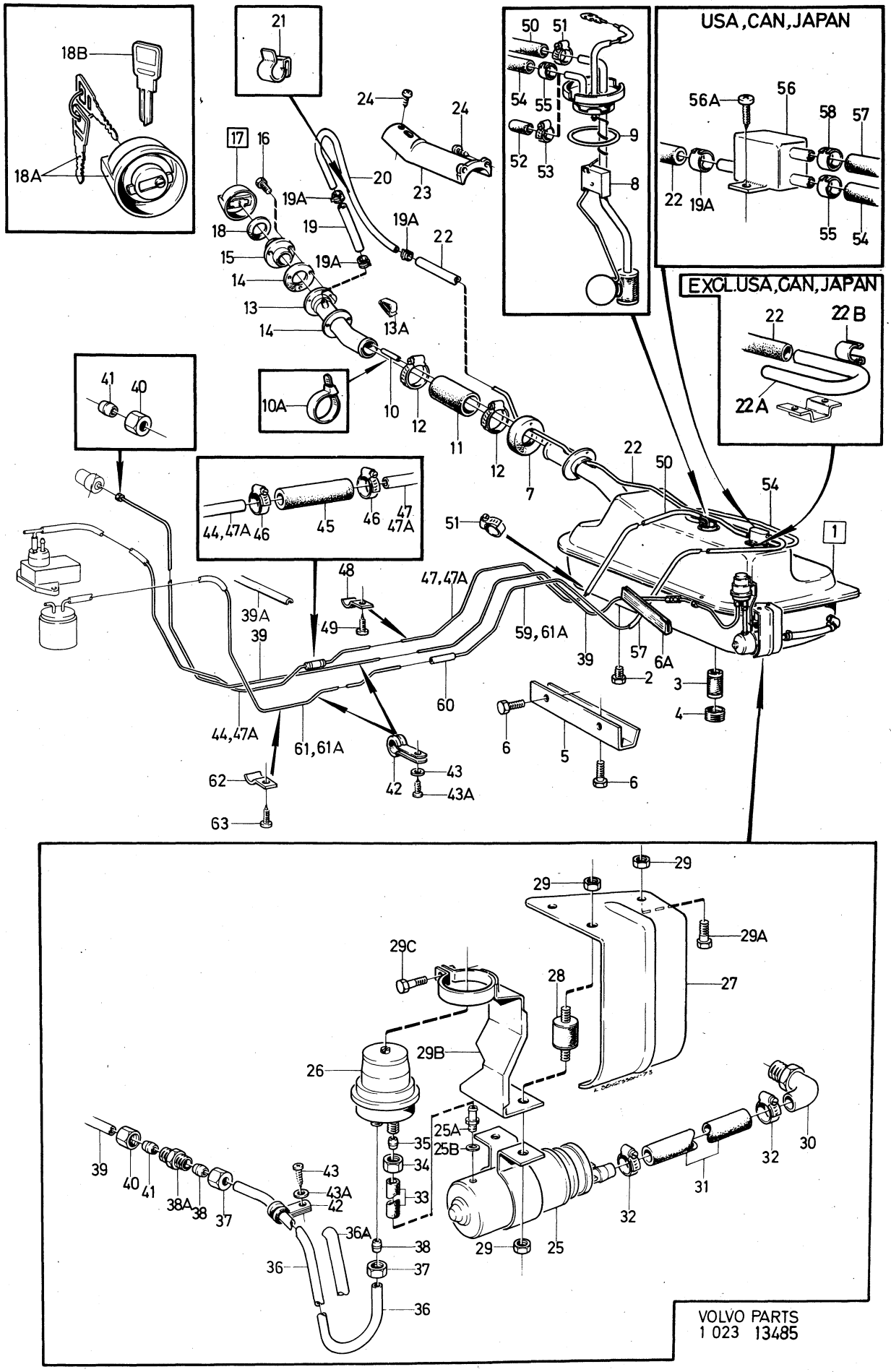

VOLVO PARTS
1 023 13485

Sida Page	Grupp Group	Bensintank, bränslepump, bränsleledningar	Fuel pump, fuel tank, fuel pipes	Illustration	0400
46	2c	6) B20E–F	6) B20E–F	13485 1980–04	

	Pos. Fig.	Antal/Quantity				Artikel nr Part No	Benämning	Description	Sats Kit	B P S R	Anmärkning Notes	
	38	2	–	–	–	946239-1	Kona	Fitting				1140
	38a	1	–	–	–	946794-5	Nippel	Nipple				1160
	39	3740	–	–	–	946234-2	Plaströr	Plastic pipe				1180
	39a	1	–	–	–	687470-5	Kantskyddslist	Protecting strip for edge				1200 1220
	40	2	–	–	–	946236-7	Mutter	Nut				1240
	41	2	–	–	–	946239-1	Kona	Fitting				1260
	42	ERF	–	–	–	952624-5	Klammer	Clip			D8.	1280
		ERF	–	–	–	952623-7	Klammer	Clip			D6,5. USA, CAN, JAPAN	1300
	43	ERF	–	–	–	190665-0	Skruv	Screw			L 12	1320
		ERF	–	–	–	192400-0	Skruv	Screw			L 16	1340
	43a	ERF	–	–	–	940090-4	Bricka	Washer				1360
	44	1740	–	–	–	941354-3	Bränslerör	Fuel pipe			14) ALT 1, TID UTF	1380
		1940	–	–	–	941354-3	Bränslerör	Fuel pipe			14) ALT 2, SEN UTF	1400
x	45	105	–	–	–	1266500-6	Bränsleslang	Fuel hose		2	14) (419796)	1420 1440
	46	2	–	–	–	945652-6	Slangklammer	Hose clamp			14)	1460
	47	1660	–	–	–	941354-3	Bränslerör	Fuel pipe			14)	1480
	47a	3500	–	–	–	941354-3	Bränslerör	Fuel pipe			15)	1500
	48	ERF	–	–	–	951189-0	Klammer	Clip				1520
	49	ERF	–	–	–	190665-0	Skruv	Screw			L 12	1540
		ERF	–	–	–	960862-1	Skruv	Screw			L 9,5	1560
x	50	350	–	–	–	1266500-6	Bränsleslang	Fuel hose		2	(419796)	1580
	51	2	–	–	–	945652-6	Slangklammer	Hose clamp				1600
	52	1	–	–	–	687245-1	Tätningshylsa	Seal sleeve			EXCL USA, CAN, JAPAN	1620
	53	1	–	–	–	946709-3	Slangklammer	Hose clamp			(943843) EXCL USA, CAN, JAPAN	1640 1641
	54	415	–	–	–	192034-7	Slang	Hose			USA, CAN, JAPAN	1660
	55	2	–	–	–	946709-3	Slangklammer	Hose clamp			USA, CAN, JAPAN (943843)	1680 1700
	56	1	–	–	–	1203053-2	Ventil	Valve			USA, CAN, JAPAN	1720
	56a	2	–	–	–	955138-3	Skruv	Screw			USA, CAN, JAPAN	1740
	57	415	–	–	–	192034-7	Slang	Hose			USA, CAN, JAPAN	1760
	58	2	–	–	–	946709-3	Slangklammer	Hose clamp			USA, CAN, JAPAN (943843)	1780 1800
	59	860	–	–	–	954314-1	Rör	Pipe			14) USA,CAN,JAPAN	1820
	60	110	–	–	–	192034-7	Slang	Hose			14) USA,CAN,JAPAN	1840
	61	2310	–	–	–	954314-1	Rör	Pipe			14) USA,CAN,JAPAN	1860
	61a	3075	–	–	–	954314-1	Rör	Pipe			15) USA,CAN,JAPAN	1880
	62	ERF	–	–	–	951188-2	Klammer	Clip			USA, CAN, JAPAN	1900
	63	ERF	–	–	–	190665-0	Skruv	Screw			USA, CAN, JAPAN	1920

6. 142 CH 393950–. 144 CH 428000–. 145 CH 210050–.
14. 142 CH –439847, 144 CH –486476, 145 CH –249002.
15. 142 CH 439848–, 144 CH 486477–, 145 CH 249003–.

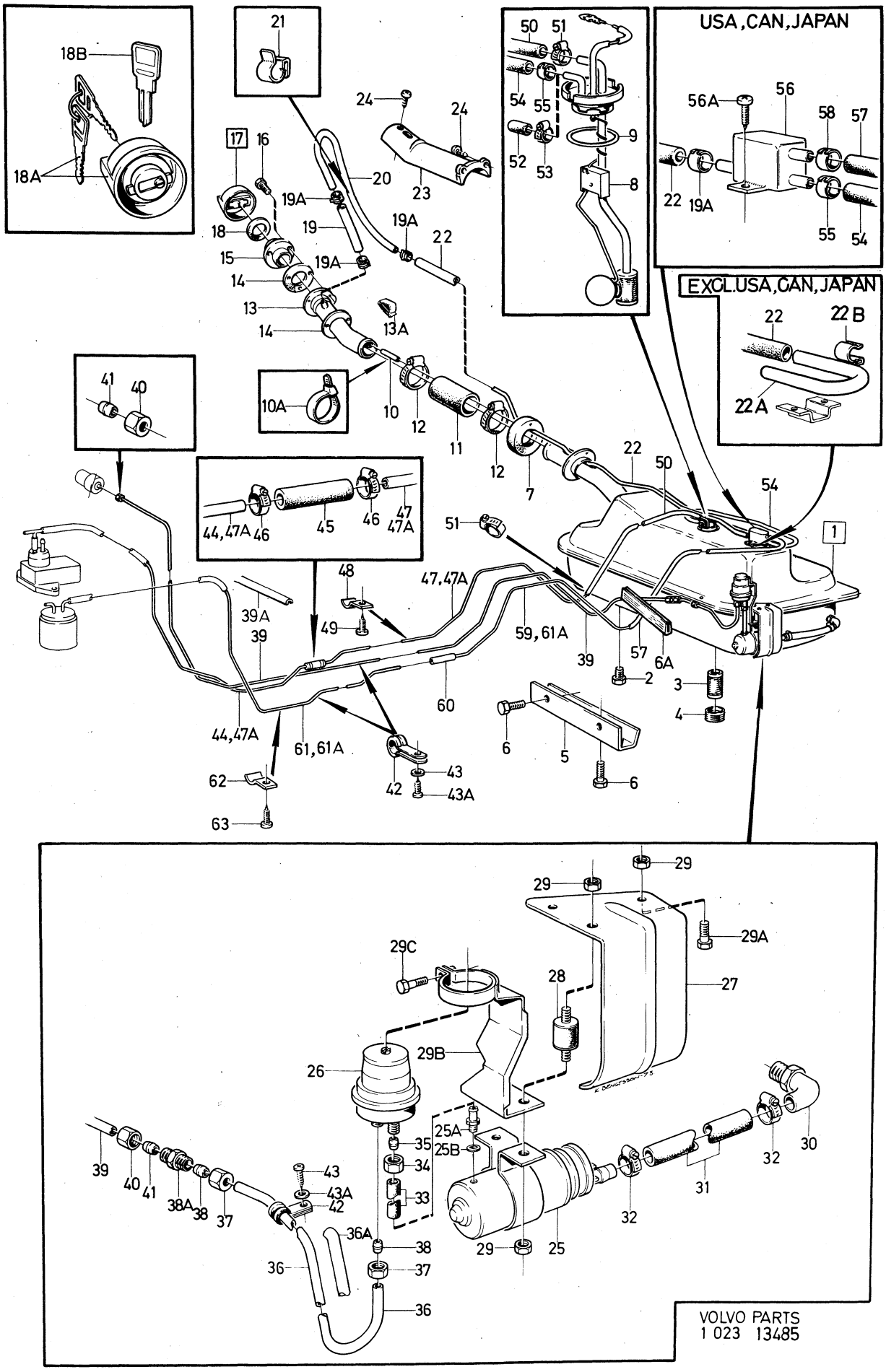

VOLVO PARTS
1 023 13485

Sida Page	Grupp Group	Mängdmätare	Air–fuel control unit	Illustration	0450
48	2c			13486 1980–04	

	Pos. Fig.	Antal/Quantity 460 825	462 861			Artikel nr Part No	Benämning	Description	Sats Kit	B P S R	Anmärkning Notes	
	1	1	–	–	–	460825-3	Mängdmätare	Air–fuel control unit		4	STD. ERS AV 1 ST	1010
											462793–1, 1 ST	1011
											243893–5, 1 ST	1012
											273479–6.	1013
		–	1	–	–	462861-6	Mängdmätare	Air–fuel control unit		1	11)	1015
											ERS AV 1 ST 462793–5,	1016
											1 ST 243893–5,	1018
	2	1	1	–	–	462793-1	.Mätare	.Control unit				1020
	3	1	1	–	–	462787-3	.Packning	.Gasket				1030
	4	1	–	–	–	462789-9	.Fördelare	.Fuel distributor			ERS AV 1 ST 243893–5,	1040
											1 ST 273479–6	41
		–	1	–	–	243893-5	.Fördelare	.Fuel distributor		3		1045
	5	3	–	–	–	243891-9	.Skruv	.Screw		2	(462788)	1050
		–	3	–	–	243891-9	.Skruv	.Screw		2		1055
	6	1	1	–	–	462790-7	.Packning	.Gasket				1060
x	6a	1	1	–	–	1276113-6	.Fjäder	.Spring		3	(243974)	1065
	7	ERF	ERF	–	–	462791-5	.Justerbricka	.Adjuster washer			TJ 0,1	70
		ERF	ERF	–	–	462792-3	.Justerbricka	.Adjuster washer			TJ 0,5	1080
	8	1	1	–	–	18836-7	.Packning	.Gasket				1090
x	8a	1	1	–	–	1266407-4	.Propp	.Plug		2	(243975)	1095
	8b	–	1	–	–	233321-9	.Packning	.Gasket				1096
	8c	–	1	–	–	243895-0	.Förskruvning	.Fitting		3		1097
	9	1	1	–	–	462796-4	.Pinne	.Pin				1100
	10	1	1	–	–	462803-8	.Lagersats	.Bearing kit				1110
	11	1	1	–	–	462795-6	.Hävarm	.Lever		2	ERS AV 1 ST 1266410–8,	1120
											1 ST 1269030–1	1125
	12	1	1	–	–	462794-9	.Hävarm	.Lever		6	ERS AV 1 ST 1266549–3,	1130
											1 ST 1269030–1	1135
x	13	1	1	–	–	956100-2	.Skruv	.Screw			(870905)	1140
	14	1	1	–	–	462799-8	.Skruv	.Screw				1150
	15	1	1	–	–	240769-0	.Bricka	.Washer				1160
	16	1	1	–	–	462798-0	.Platta	.Plate				1170
x	17	1	1	–	–	1266548-5	.Klammer	.Clip		3	(1266411)	1180
	17a	1	1	–	–	462802-0	.Anslutning	.Connection				1185
x	18	1	1	–	–	1266549-3	.Bygelsats	.Brace kit		4	(462804)	1190
	19	1	1	–	–		..Bygel	..Brace	S			1200
	20	2	2	–	–		..Skruv	..Screw	S			1210
	21	1	1	–	–		..Fjäder	..Spring	S			20
	22	2	2	–	–		..Hållare	..Retainer	S			1230
	23	1	–	–	–		..Bricka	..Washer	S			1240
	24	1	1	–	–		..Bricka	..Washer	S			1250
	25	2	2	–	–	462800-4	..Mutter	..Nut	S			1260
	26	1	–	–	–	462801-2	..Kåpa	..Casing				1270
x	27	1	1	–	–	1266383-7	.Gummipropp	.Rubber plug		2	(243977)	80
x		–	1	–	–	273479-6	Nippelsats	Nippel kit		3	11)	1290
											(243999)	1291

11. Reservdelsutförande. Replacement unit. Version pièce détachée. Ersatzteilführung. Versión de repuesto.

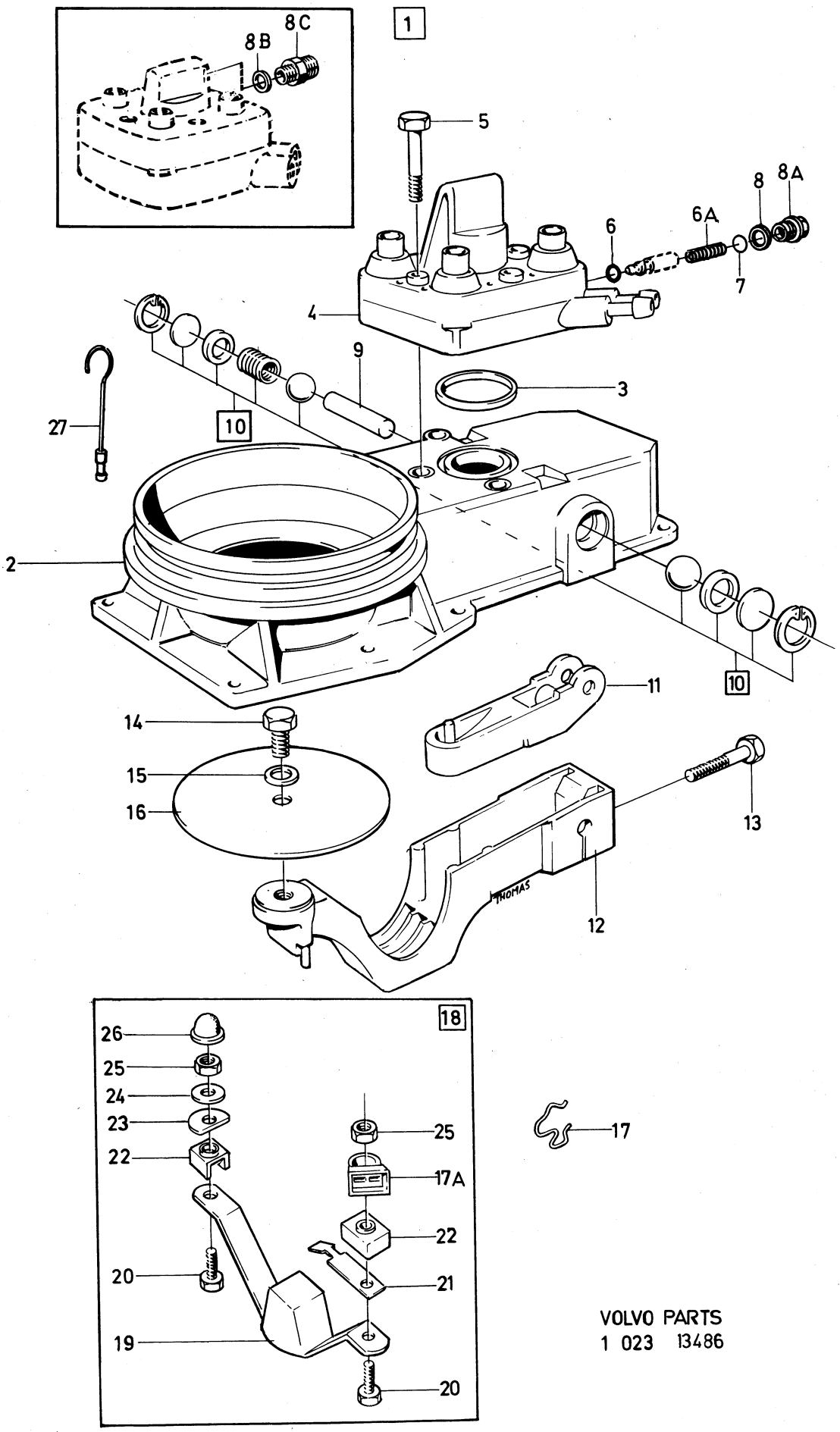

VOLVO PARTS
1 023 13486

Sida Page	Grupp Group	Avgasåterledning	Exhaust recirculation system	Illustration	0500
		5) B20F MRA	5) B20F MRA	10943	
50	2c			1980–04	

Pos. Fig.	Antal/Quantity				Artikel nr Part No	Benämning	Description	Sats Kit	B P S R	Anmärkning Notes	
1	1	–	–	–	241853-1	Tillsatsluftslid	Auxiliary air slide				1010
2	1	–	–	–	460864-2	Hus	Housing				1020
3	1	–	–	–	237568-1	Propp	Plug				1030
4	1	–	–	–	462514-1	Slang	Hose			(460862)	1040
5	180	–	–	–	942390-6	Slang	Hose				1050
6	45MM	–	–	–	942390-6	Slang	Hose				1060
7	1	–	–	–	462514-1	Slang	Hose			(460863)	1070
8	1	–	–	–	460996-2	Rör	Pipe	S			1080
9	1	–	–	–	956969-0	.Skärring	.Ferrule				1090
10	1	–	–	–	956983-1	.Mutter	.Nut				1100
11	1	–	–	–	941754-4	Nippel	Nipple	S			1110
12	1	–	–	–	18671-8	Packning	Packning	S			[illegible]
13	45MM	–	–	–	13799-2	Slang	Hose				1130
14	1	–	–	–	460994-7	Rör	Pipe	S			1140
15	2	–	–	–	956969-0	.Skärring	.Ferrule				1150
16	2	–	–	–	956983-1	.Mutter	.Nut				1160
17	1	–	–	–	941754-4	Nippel	Nipple	S			1170
18	1	–	–	–	18671-8	Packning	Packning	S			[illegible]
19	1	–	–	–	460817-0	Vakuumventil	Valve	S			1190
20	180	–	–	–	192055-2	Slang	Hose				1200
21	1	–	–	–	941754-4	Nippel, alt 1	Nipple, alt 1			STD	1210
	1	–	–	–	946589-9	Nippel, alt 2	Nipple, alt 2			SE SIDA 98, 1-G11	1211
22	1	–	–	–	18671-8	Packning, alt 1	Packing, alt 1			STD	1220
	1	–	–	–	11996-6	Packning, alt 2	Packing, alt 2			SE SIDA 98, 1-G11	1221
	1	–	–	–	273301-2	Vakuumventilsats	Valve kit				1230

5. 142 CH–393949. 144 CH–427999. 145 CH–210049.

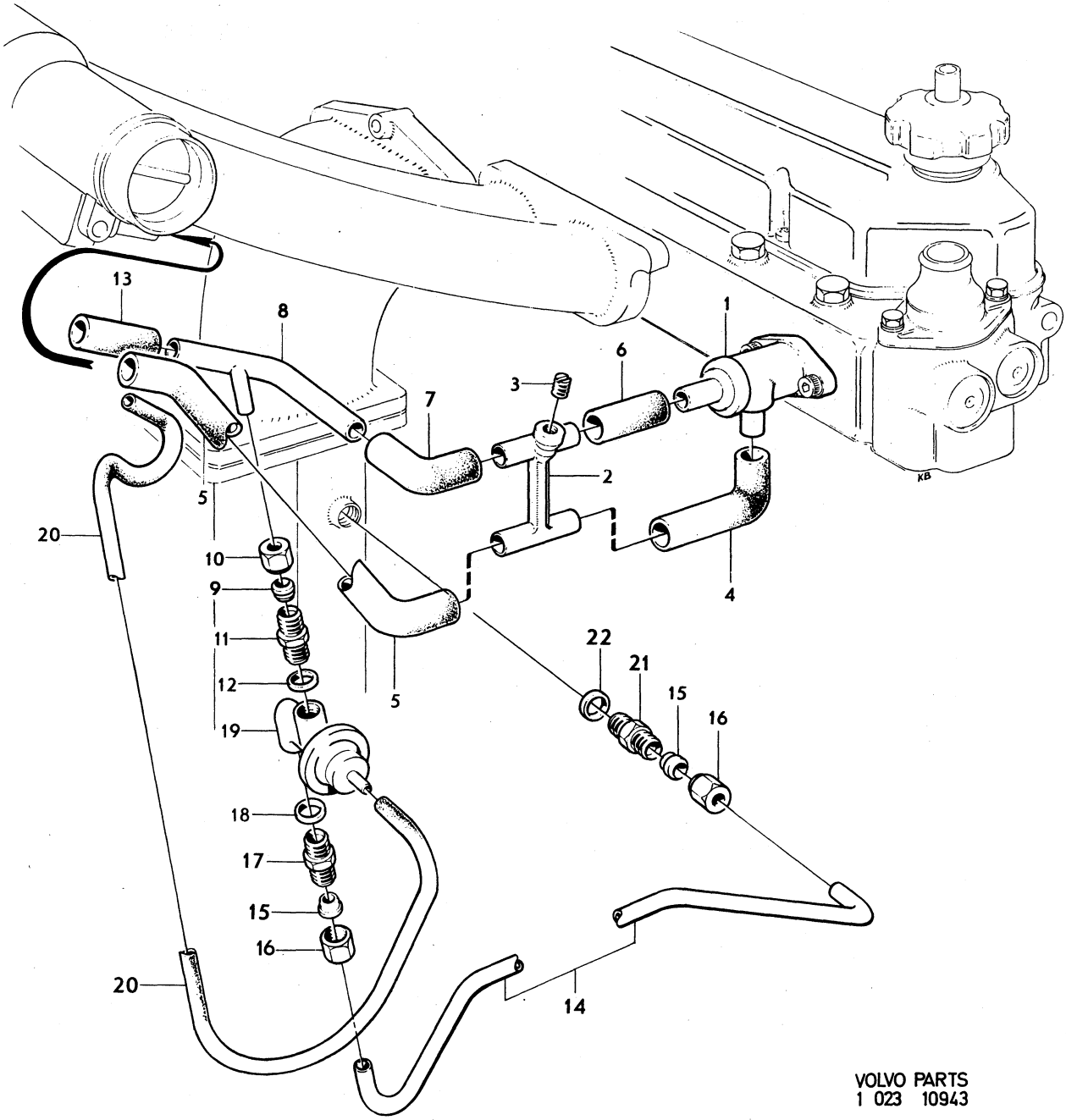

VOLVO PARTS
1 023 10943

Sida Page	Grupp Group	Avgasåterledning	Exhaust recirculation system	Illustration	0550
		B20B MRA	B20B MRA	11679	
52	2c			1980–04	

Pos. Fig.	Antal/Quantity				Artikel nr Part No	Benämning	Description	Sats Kit	B P S R	Anmärkning Notes	
1	1	–	–	–	462524-0	Rör	Pipe				1010
2	2	–	–	–	956969-0	.Skärring	.Ferrule				1020
3	2	–	–	–	956983-1	.Mutter	.Nut				1030
4	1	–	–	–	946573-3	Nippel	Nipple				1040
5	1	–	–	–	460817-0	Vakuumventil	Valve				1050
6	2	–	–	–	941754-4	Nippel	Nipple				1060
7	2	–	–	–	18671-8	Packning	Packing				1070
8	340	–	–	–	192055-2	Slang	Hose				1080
9	1	–	–	–	462521-6	Rör	Pipe				1090
10	2	–	–	–	956969-0	.Skärring	.Ferrule				1100
11	2	–	–	–	956983-1	.Mutter	.Nut				1110
12	1	–	–	–	941754-4	Nippel	Nipple				1120
13	1	–	–	–	18671-8	Packning	Packing				1130
14	1	–	–	–	462523-2	Hållare	Retainer				1140
15	1	–	–	–	950045-5	Skruv	Screw				1150
16	1	–	–	–	955825-5	Mutter	Nut				1160
17	1	–	–	–	18387-1	Klammer	Clip				1170

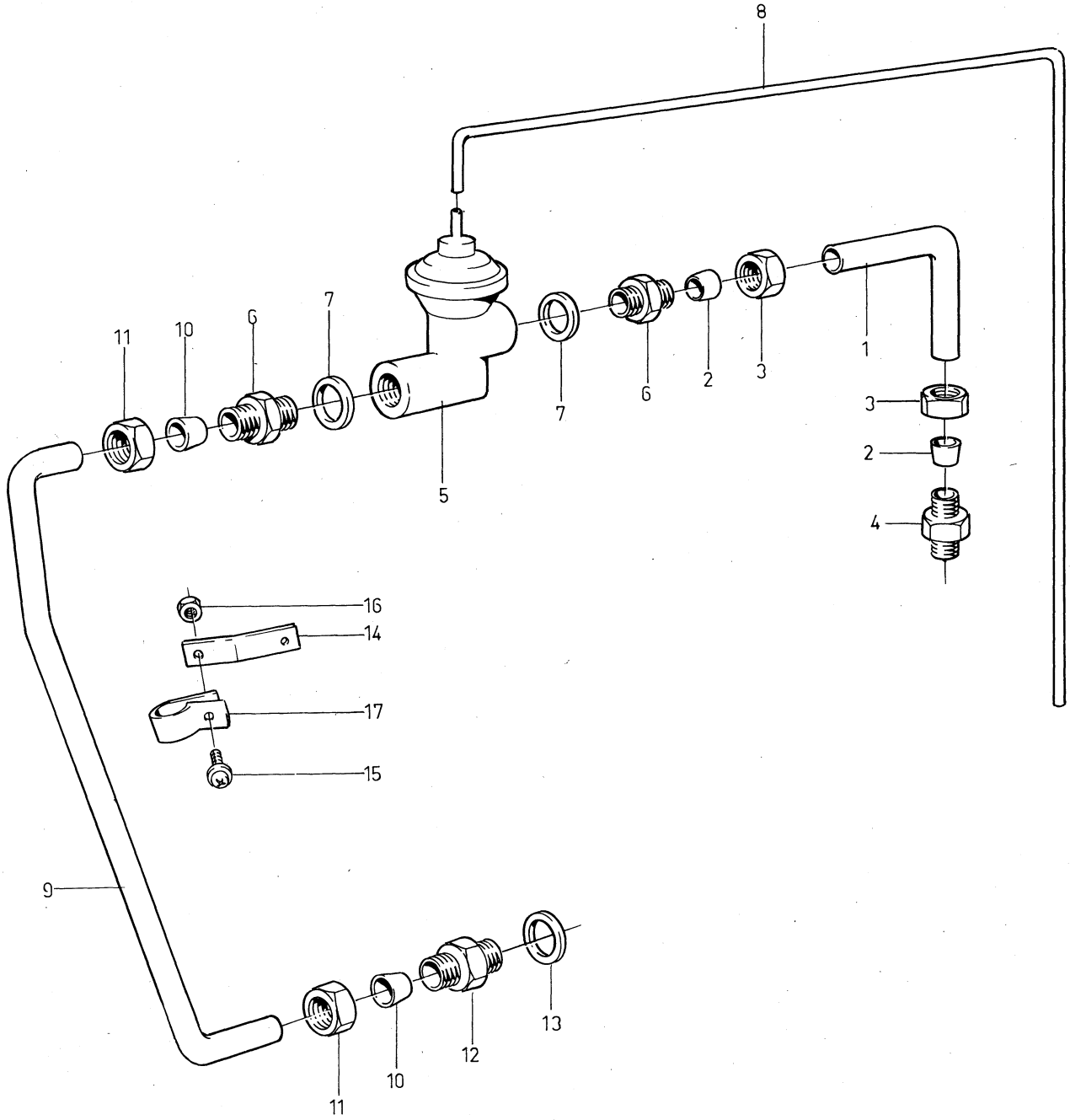

VOLVO PARTS
1 023 11679

Sida Page	Grupp Group	Avgasåterledning	Exhaust recirculation system	Illustration	0600
54	2c	6) B20F MRA	6) B20F MRA	13487 1980–04	

	Pos. Fig.	Antal/Quantity				Artikel nr Part No	Benämning	Description	Sats Kit	B P S R	Anmärkning Notes	
	1	1	–	–	–	945629-4	Nippel	Nipple				1010
	2	1	–	–	–	11996-6	Packning	Packing				1020
	3	1	–	–	–	960631-0	Propp	Plug			URA	1030
	4	1	–	–	–	11996-6	Packning	Packing			URA	1040
	5	1	–	–	–	462554-7	Rör	Pipe				1050
	6	2	–	–	–	956970-8	.Skärring	.Ferrule				1060
	7	2	–	–	–	956984-9	.Mutter	.Nut				1070
x	8	1	–	–	–	1218734-0	Vakuumventil	Valve		2	7)	1080
											(462582)	1081
		1	–	–	–	462622-2	Vakuumventil	Valve		6	8)	1090
											ERS AV 1ST 1218504–7,	1
											1 ST 945629–4,	1092
											1 ST 462998–6	1093
	9	1	–	–	–	462553-9	Nippel	Nipple				1100
	10	1	–	–	–	11998-2	Packning	Packing				1110
	11	1	–	–	–	960632-8	Propp	Plug			URA	1120
	12	1	–	–	–	11998-2	Packning	Packing			URA	1
	13	1	–	–	–	956970-8	Skärring	Ferrule				1
	14	1	–	–	–	956984-9	Mutter	Nut				1150
	14a	1	–	–	–	943513-2	Nippel	Nipple				1155
	15	180	–	–	–	192055-2	Slang	Hose			7)	1160
	16	1	–	–	–	418646-6	Gummihatt	Rubber cap			8)	1170
	17	340	–	–	–	192055-2	Slang	Hose			8)	1180
x	18	1	–	–	–	1276471-8	Solenoidventil	Valve		4	8)	1190
											(462634)	1195
	19	2	–	–	–	943629-6	Skruv	Screw			8)	1200
	20	2	–	–	–	955825-5	Mutter	Nut			8)	1210
	21	1	–	–	–	462707-1	Konsol	Bracket			8)	1220
	22	1	–	–	–	462676-8	Behållare	Container			8)	1230
x	23	1	–	–	–	943481-2	Klammer	Clamp			8)	1240
											(951798)	1245
	24	210	–	–	–	192055-2	Slang	Hose			8)	1250
	25	120	–	–	–	192055-2	Slang	Hose			8)	1260
	26	2	–	–	–	943629-6	Skruv	Screw			8)	1270
	27	1	–	–	–	462671-9	Vakuumförstärkare	Vacuum assistant			USA VXL M41.	1290
											CALIF VXL M40,M41.	1291
		1	–	–	–	462688-3	Vakuumförstärkare	Vacuum assistant			CALIF VXL BW35	1300
	28	195	–	–	–	192055-2	Slang	Hose			8)	1
	29	1	–	–	–	462674-3	Nippel	Nipple			8)	1
	30	1	–	–	–	191026-4	Plugg	Plug			7)	1330
	31	1050	–	–	–	192055-2	Slang	Hose			8)	1340
	32	1	–	–	–		Luftintag	Air intake			SE SIDA 90, 1-G03	1350

6. 142 CH 393950–. 144 CH 428000–. 145 CH 210050–.
7. CAN B20F. USA VXL M40, BW35. EXCL CALIF.
8. USA VXL M41. CALIF VXL M40, M41, BW35.

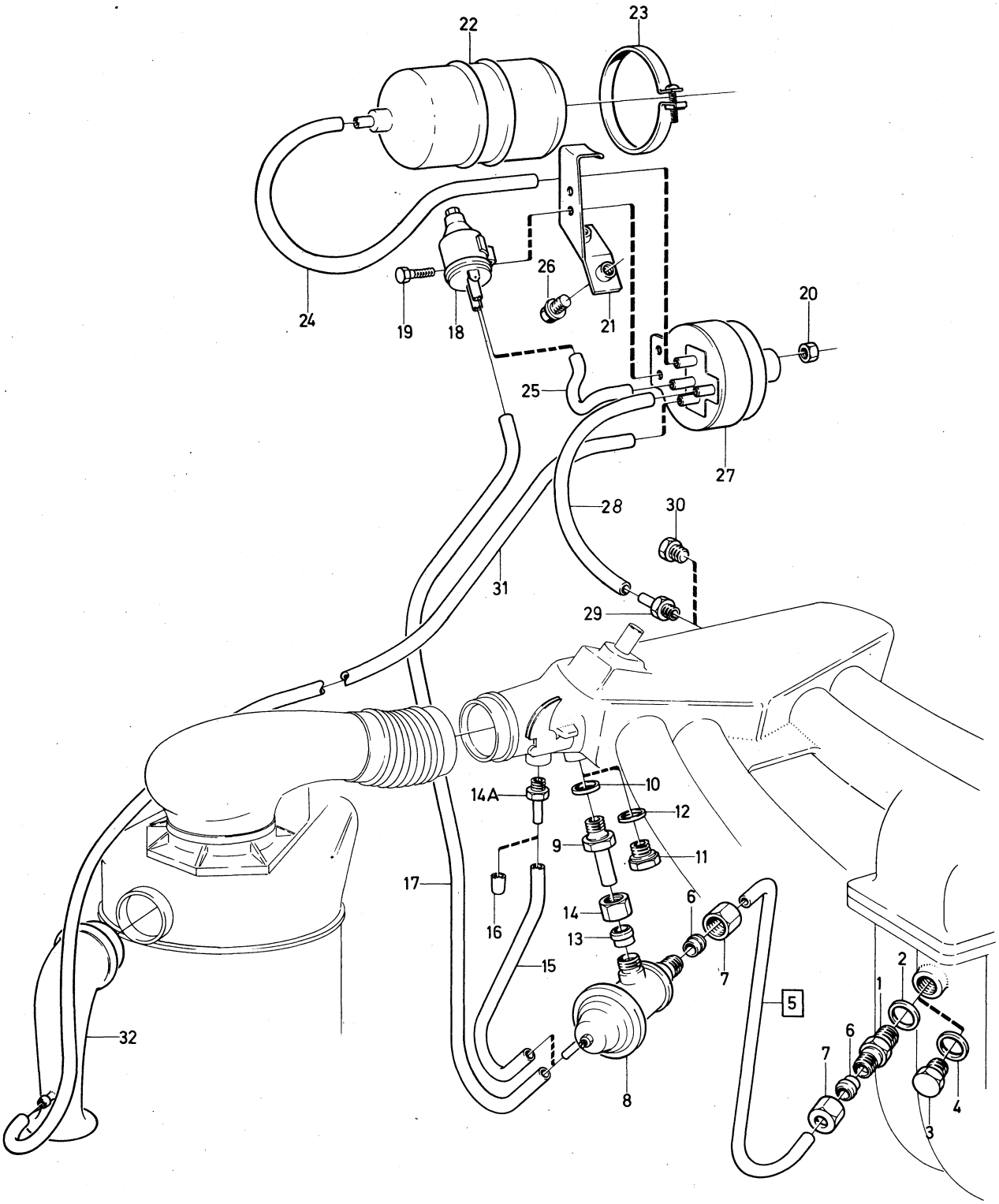

VOLVO PARTS
1 023 13487

Sida Page	Grupp Group	Förgasare	Carburetter	Illustration
56	2c			12159 1980–04

Pos. Fig.	Antal/Quantity				Artikel nr Part No	Benämning	Description	Sats Kit	BPSR	Anmärkning Notes	
1	1	–	–	–	237436-1	Förgasare	Carburetter			ERS AV 237631–7	1010
2	1	–	–	–		.Hus	.Body		8		1020
3	1	–	–	–	237395-9	.Spjällaxel	.Spindle	S			1030
4	1	–	–	–	237272-0	.Spjällskiva	.Throttle disc	S			1040
5	2	–	–	–	71693-6	.Skruv	.Screw	S			1050
6	1	–	–	–	237416-3	.Tätning	.Seal				1060
7	1	–	–	–	237368-6	.Returfjäder	.Return spring				1070
8	1	–	–	–	237396-7	.Hävarm	.Lever				1080
9	1	–	–	–	237308-2	.Bussning	.Bushing				1090
10	1	–	–	–	237363-7	.Hävarm	.Lever				1100
11	1	–	–	–	237366-0	.Bricka	.Washer	S			1110
12	1	–	–	–	955949-3	.Låsbricka	.Lock washer	S			[illegible]
13	1	–	–	–	237271-2	.Mutter	.Nut				1130
14	1	–	–	–	237287-8	.Justerskruv	.Adjuster screw				1140
15	1	–	–	–	955844-6	.Mutter	.Nut				1150
16	1	–	–	–	237286-0	.Stoppskruv	.Set screw				1160
17	1	–	–	–	237469-2	.Fjäder	.Spring				1170
18	1	–	–	–	237420-5	.Kallstart	.Starter				[illegible]
19	1	–	–	–	237371-0	..Lock	..Cover				1190
20	1	–	–	–		..Axel	..Spindle		8		1200
21	1	–	–	–	237278-7	..Låsbricka	..Lock washer	S			1210
22	1	–	–	–	237277-9	..Fjäder	..Spring				1220
23	1	–	–	–		..Bricka	..Washer		8		1230
24	1	–	–	–		..Lock	..Cover		8		1240
25	1	–	–	–	237281-1	..Returfjäder	..Return spring				1250
26	1	–	–	–	237373-6	..Hävarm	..Lever				1260
27	1	–	–	–	237280-3	...Skruv	...Screw				1270
28	1	–	–	–	237309-0	..Bricka	..Washer	S			1280
29	1	–	–	–	940155-5	..Låsbricka	..Lock washer	S			1290
30	1	–	–	–	190481-2	..Mutter	..Nut				1300
31	2	–	–	–	237282-9	.Skruv	.Screw				1310
32	2	–	–	–	237394-2	.Låsbricka	.Lock washer	S			1320
33	1	–	–	–	237283-7	.Hållare	.Retainer				1330
34	1	–	–	–	1211599-4	..Låsfjäder	..Lock spring			(237284)	1340
35	1	–	–	–	237285-2	.Skruv	.Screw		8		1350
36	1	–	–	–	237470-0	.Temperaturkompensator	.Temperature compensator				1360
37	1	–	–	–		..Lock	..Cover				1370
38	2	–	–	–	237574-9	..Skruv	..Screw				1380
39	1	–	–	–	237378-5	.Gummiring	.Rubber ring	S			[illegible]
40	1	–	–	–	237379-3	.Gummibricka	.Rubber washer	S			1400
41	2	–	–	–	955946-9	.Låsbricka	.Lock washer	S			1410
42	2	–	–	–	71717-3	.Skruv	.Screw				1420
43	1	–	–	–	237380-1	.Justerskruv	.Adjuster screw				1430
44	1	–	–	–	237381-9	.Fjäder	.Spring				1440
45	1	–	–	–	237567-3	.Nålventil	.Needle valve			(237382)	[illegible]
46	1	–	–	–	237311-6	.Bricka	.Washer	S			1460
47	1	–	–	–	237292-8	.Flottör	.Float				1470
48	1	–	–	–	237293-6	.Axel	.Shaft				1480
49	1	–	–	–	237295-1	.Flottörhus	.Float chamber				1490
50	1	–	–	–	237294-4	.Packning	.Gasket	S			1500
51	4	–	–	–	237471-8	.Skruv	.Screw			L 36	1510
52	2	–	–	–	237472-6	.Skruv	.Screw			L 22	1520
53	6	–	–	–	955891-7	.Bricka	.Washer				1530
54	6	–	–	–	955917-0	.Fjäderbricka	.Spring washer				1540
55	1	–	–	–	237616-8	.Propp	.Plug			(237383)	1550
56	1	–	–	–	820356-4	.O–ring	.O–ring				1560
57	1	–	–	–	237384-3	.Kolv	.Piston				1570
x 58	1	–	–	–	237666-3	.Membran	.Diaphragm		1	(237566)	1580
59	1	–	–	–	237386-8	.Hållare	.Retainer				2010
60	1	–	–	–	237387-6	.Stödring	.Retainer washer				2020
61	4	–	–	–	237388-4	.Skruv	.Screw				2030
62	1	–	–	–	237598-8	.Bränslenål	.Jet needle				2040
63	1	–	–	–	237572-3	.Munstycke	.Jet				2050

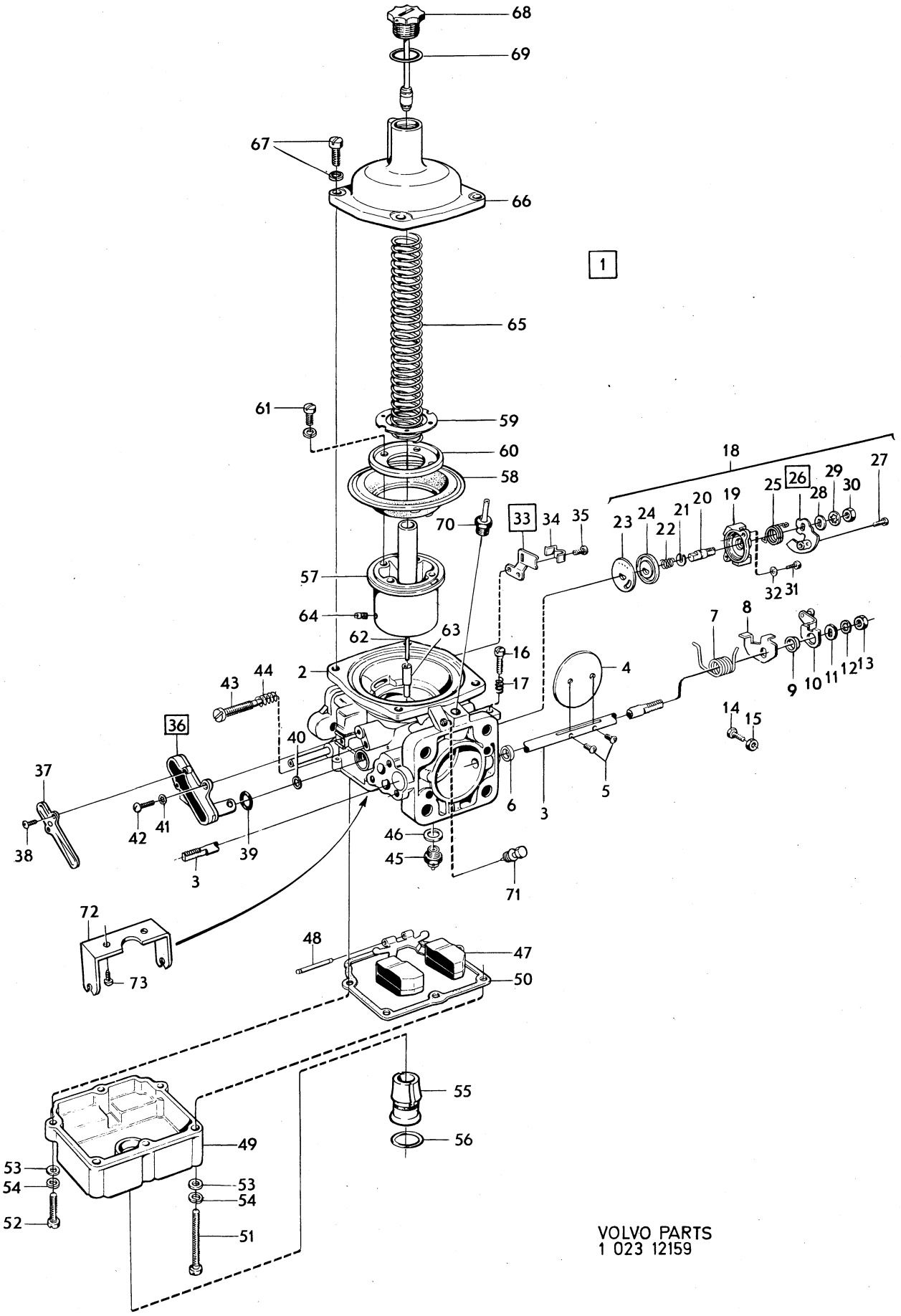

VOLVO PARTS
1 023 12159

Sida Page	Grupp Group	Förgasare	Carburetter	Illustration	0650
58	2c			12159 1980–04	

Pos. Fig.	Antal/Quantity				Artikel nr Part No	Benämning	Description	Sats Kit	B P S R	Anmärkning Notes	
64	1	–	–	–	820361-4	.Låsskruv	.Locking screw				2060
65	1	–	–	–	237358-7	.Returfjäder	.Return spring				2070
66	1	–	–	–	237391-8	.Lock	.Cover				2080
67	4	–	–	–	820352-3	.Skruv	.Screw				2090
68	1	–	–	–	237473-4	.Dämpare	.Damper				2100
69	1	–	–	–	237427-0	.Packning	.Packing	S			2110
70	1	–	–	–	943513-2	.Nippel	.Nipple				2120
71	1	–	–	–	237568-1	.Propp	.Plug				2130
72	1	–	–	–	237589-7	.Hållare	.Retainer				2140
73	1	–	–	–	237590-5	.Skruv	.Screw				2150
	1	–	–	–	276295-3	Reparationssats	Repair kit				0
	1	–	–	–	276299-5	Gasspjällaxelsats	Throttle spindle kit				2170

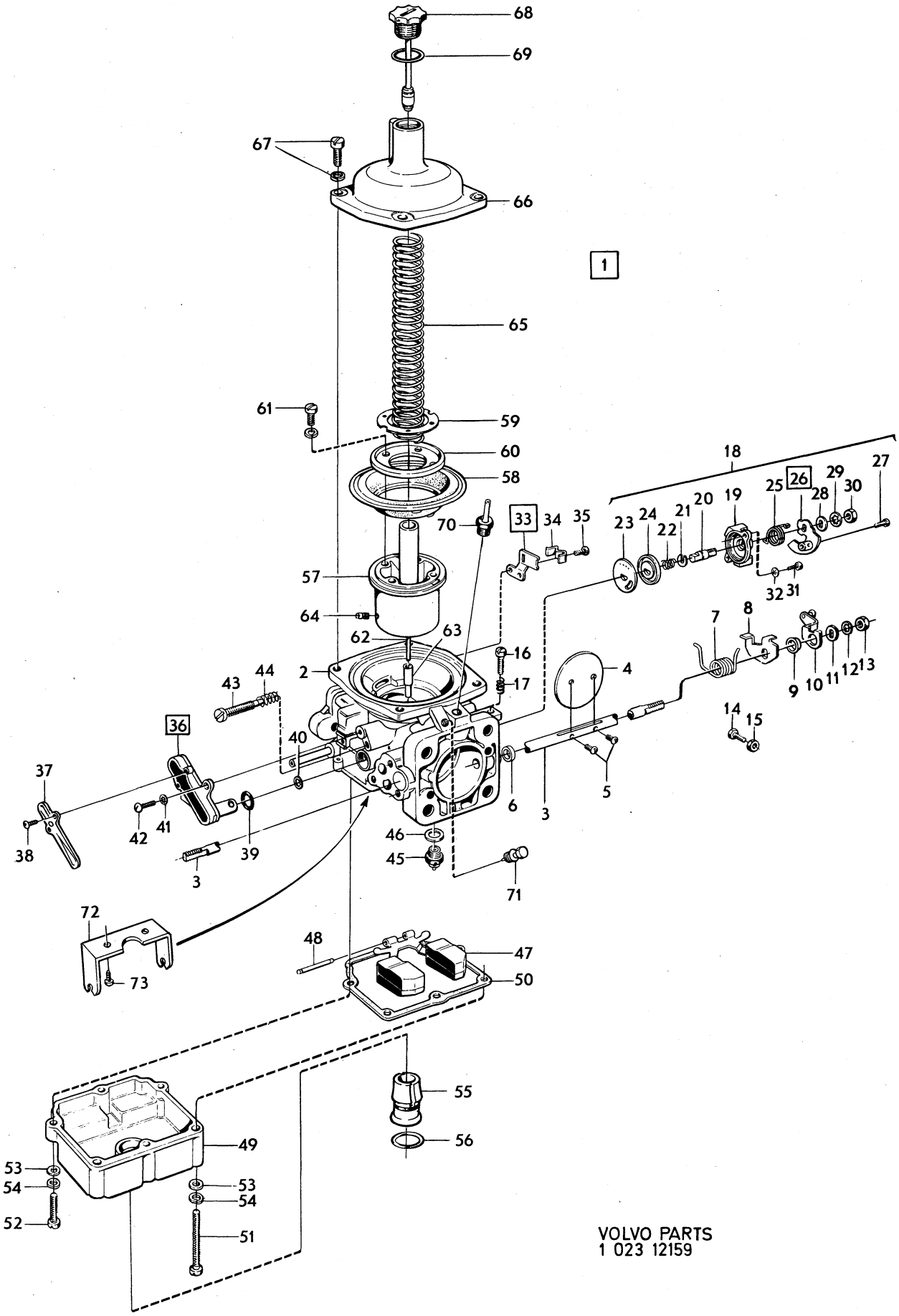

VOLVO PARTS
1 023 12159

Pos. Fig.	Antal/Quantity 237 558	237 559	237 613		Artikel nr Part No	Benämning	Description	Sats Kit	B P S R	Anmärkning Notes	
1	1	–	–	–	237558-2	Förgasare, främre	Carburetter, forward			ERS AV 1 ST 237613–5, 1 ST 180759–3	1010 1011
	–	1	–	–	237559-0	Förgasare, bakre	Carburetter, rear				1020
	–	–	1	–	237613-5	Förgasare, främre	Carburetter, forward				1025
2	1	1	1	–		.Hus	.Housing		8		1030
3	1	–	1	–	237359-5	.Spjällaxel	.Spindle	S			1040
	–	1	–	–	237360-3	.Spjällaxel	.Spindle	S			1050
4	1	1	1	–	237272-0	.Spjällskiva	.Throttle disc	S			1060
5	2	2	2	–	71693-6	.Skruv	.Screw	S			1070
6	1	2	1	–	237416-3	.Tätning	.Seal				1080
7	1	1	1	–	237368-6	.Returfjäder	.Return spring				1[illegible]
8	1	1	1	–	237396-7	.Hävarm	.Lever				1[illegible]
9	1	1	1	–	237308-2	.Bussning	.Bushing				1110
10	1	–	1	–	237363-7	.Hävarm	.Lever				1120
11	1	1	1	–	237366-0	.Bricka	.Washer	S			1130
12	1	1	1	–	955949-3	.Låsbricka	.Lock washer	S			1140
13	1	1	1	–	237271-2	.Mutter	.Nut				1[illegible]
14	–	1	–	–	237365-2	.Hävarm	.Lever				1
15	–	1	–	–	237364-5	.Hävarm	.Lever				1170
16	1	1	1	–	237286-0	.Stoppskruv	.Screw				1180
17	1	1	1	–	237469-2	.Fjäder	.Spring				1190
18	1	1	1	–	237587-1	.Kallstart	.Cold starter				1200
19	1	1	1	–	237371-0	..Lock	..Cover				1210
20	1	1	1	–		..Axel	..Shaft		8		1220
21	1	1	1	–	237278-7	..Låsbricka	..Lock washer	S			1230
22	1	1	1	–	237277-9	..Fjäder	..Spring				1240
23	1	1	1	–	237281-1	..Returfjäder	..Return spring				1250
24	1	1	1	–	237588-9	..Hävarm	..Lever		8		1260
25	1	1	1	–	237280-3	...Skruv	...Screw				1270
26	1	1	1	–	237309-0	..Bricka	..Washer	S			1280
27	1	1	1	–	940155-5	..Låsbricka	..Lock washer	S			1290
28	1	1	1	–	190481-2	..Mutter	..Nut				1300
29	2	2	2	–	237282-9	.Skruv	.Screw				1310
30	2	2	2	–	237394-2	.Låsbricka	.Lock washer	S			1320
31	1	1	1	–	237283-7	.Hållare	.Retainer				1330
32	1	1	1	–	1211599-4	..Låsfjäder	..Lock spring			(237284)	1340
33	1	1	1	–	237285-2	.Skruv	.Screw		8		1350
34	1	–	1	–	237374-4	.Luftventil	.Air valve			TID UTF	1[illegible]
35	1	–	1	–	237375-1	.Packning	.Packing	S		TID UTF	1[illegible]
36	2	–	2	–	955917-0	.Fjäderbricka	.Spring washer	S		TID UTF	1380
37	2	–	2	–	237472-6	.Skruv	.Screw			TID UTF	1390
38	1	–	1	–	237376-9	.Skruv	.Screw			TID UTF	1400
39	1	1	1	–	237474-2	.Temperatur– kompensator	.Temperature compensator				1410 1411
40	1	1	1	–	237573-1	..Lock	..Cover				1[illegible]
41	2	2	2	–	237574-9	..Skruv	..Screw				1430
42	1	1	1	–	237378-5	.Gummiring	.Rubber ring	S			1440
43	1	1	1	–	237379-3	.Gummibricka	.Rubber washer	S			1450
44	2	2	2	–	955946-9	.Låsbricka	.Lock washer	S			1460
45	2	2	2	–	71717-3	.Skruv	.Screw				1470
46	1	1	1	–	237380-1	.Justerskruv	.Adjuster screw				1480
47	1	1	1	–	237381-9	.Fjäder	.Spring				1490
48	1	1	1	–	237567-3	.Nålventil	.Needle valve				1500
49	1	1	1	–	237311-6	.Bricka	.Washer	S			1510
50	1	1	1	–	237292-8	.Flottör	.Float				1520
51	1	1	1	–	237293-6	.Axel	.Shaft				1530
52	1	1	1	–	237295-1	.Flottörhus	.Float chamber				1540
53	1	1	1	–	237294-4	.Packning	.Packing	S			1550
54	4	4	4	–	237471-8	.Skruv	.Screw			L36	1560
55	2	2	2	–	237472-6	.Skruv	.Screw			L22	1570
56	6	6	6	–	955891-7	.Bricka	.Washer				1580
57	6	6	6	–	955917-0	.Fjäderbricka	.Spring washer				1590
58	1	1	1	–	237616-8	.Propp	.Plug				2010

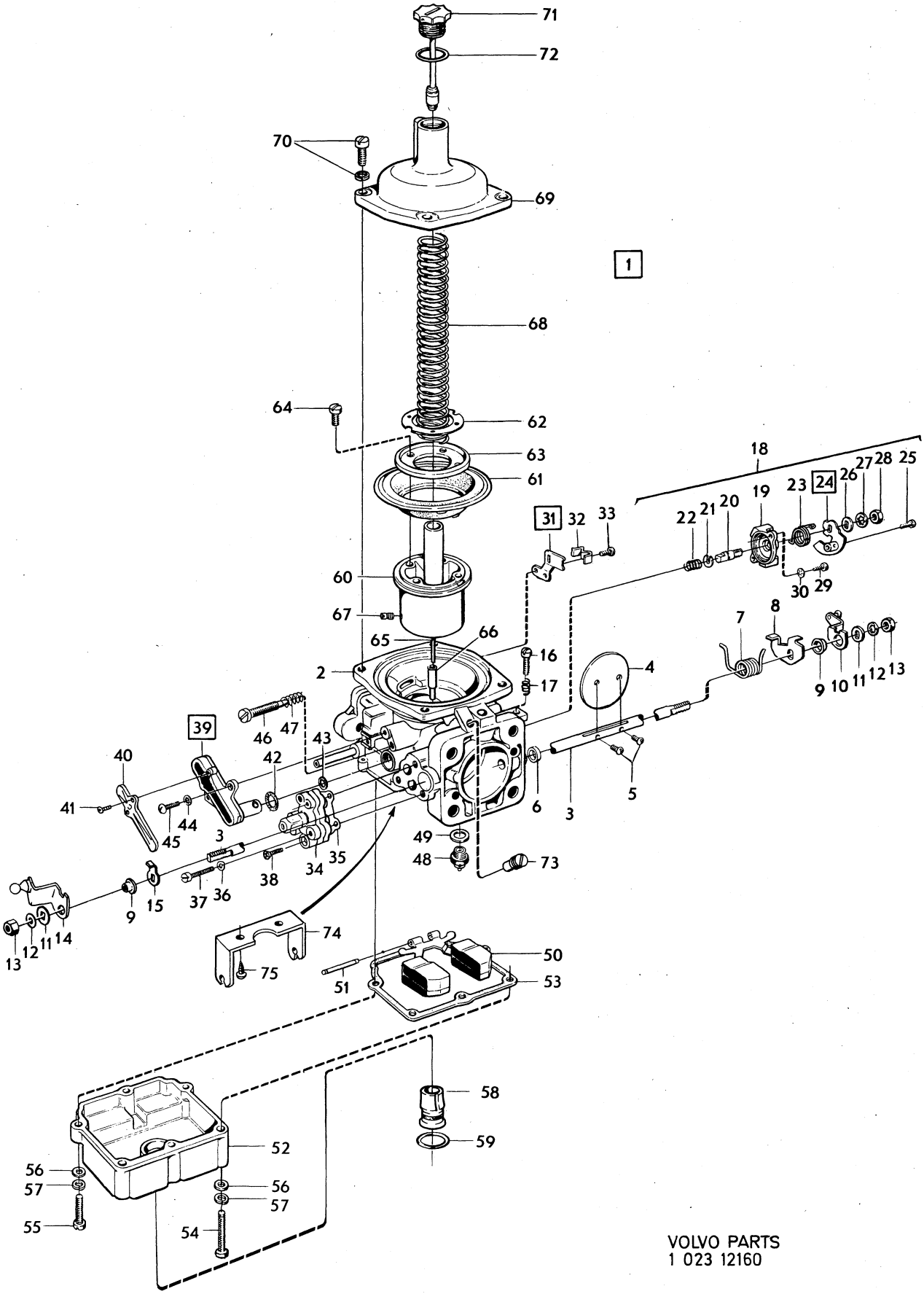

VOLVO PARTS
1 023 12160

Sida Page	Grupp Group	Förgasare	Carburetter	Illustration	0700
62	2c			12160 1980–04	

	Pos. Fig.	Antal/Quantity 237 558	237 559	237 613		Artikel nr Part No	Benämning	Description	Sats Kit	B P S R	Anmärkning Notes	
	59	1	1	1	–	820356-4	.O–ring	.O–ring				2020
	60	1	1	1	–	237384-3	.Kolv	.Piston				2030
x	61	1	1	1	–	237666-3	.Membran	.Diaphragm		1	(237566)	2040
	62	1	1	1	–	237386-8	.Hållare	.Retainer				2050
	63	1	1	1	–	237387-6	.Stödring	.Retainer washer				2060
	64	4	4	4	–	237388-4	.Skruv	.Screw				2070
	65	1	1	1	–	237621-8	.Bränslenål	.Jet needle			(237560)	2080
	66	1	1	1	–	237572-3	.Munstycke	.Jet				2090
	67	1	1	1	–	820361-4	.Låsskruv	.Lock screw				2100
	68	1	1	1	–	237358-7	.Returfjäder	.Return spring				2110
	69	1	1	1	–	237391-8	.Lock	.Cover				[illegible]20
	70	4	4	4	–	820352-3	.Skruv	.Screw				[illegible]30
	71	1	1	1	–	237473-4	.Dämpare	.Damper				2140
	72	1	1	1	–	237427-0	.Packning	.Packing	S			2150
	73	1	1	1	–	237568-1	.Propp	.Plug				2160
	74	1	1	1	–	237589-7	.Hållare	.Retainer				2170
	75	2	2	2	–	237590-5	.Skruv	.Screw				[illegible]80
		1	1	1	–	276295-3	Reparationssats	Repair kit				[illegible]0
		–	–	–	–	276300-1	Gasspjällaxelsats	Throttle spindle kit			1)	2200

1. Sats för 2 förgasare. Kit for 2 carburetters. Jeu pour 2 carburateurs. Satz für 2 Vergaser. Juego para 2 carburadores.

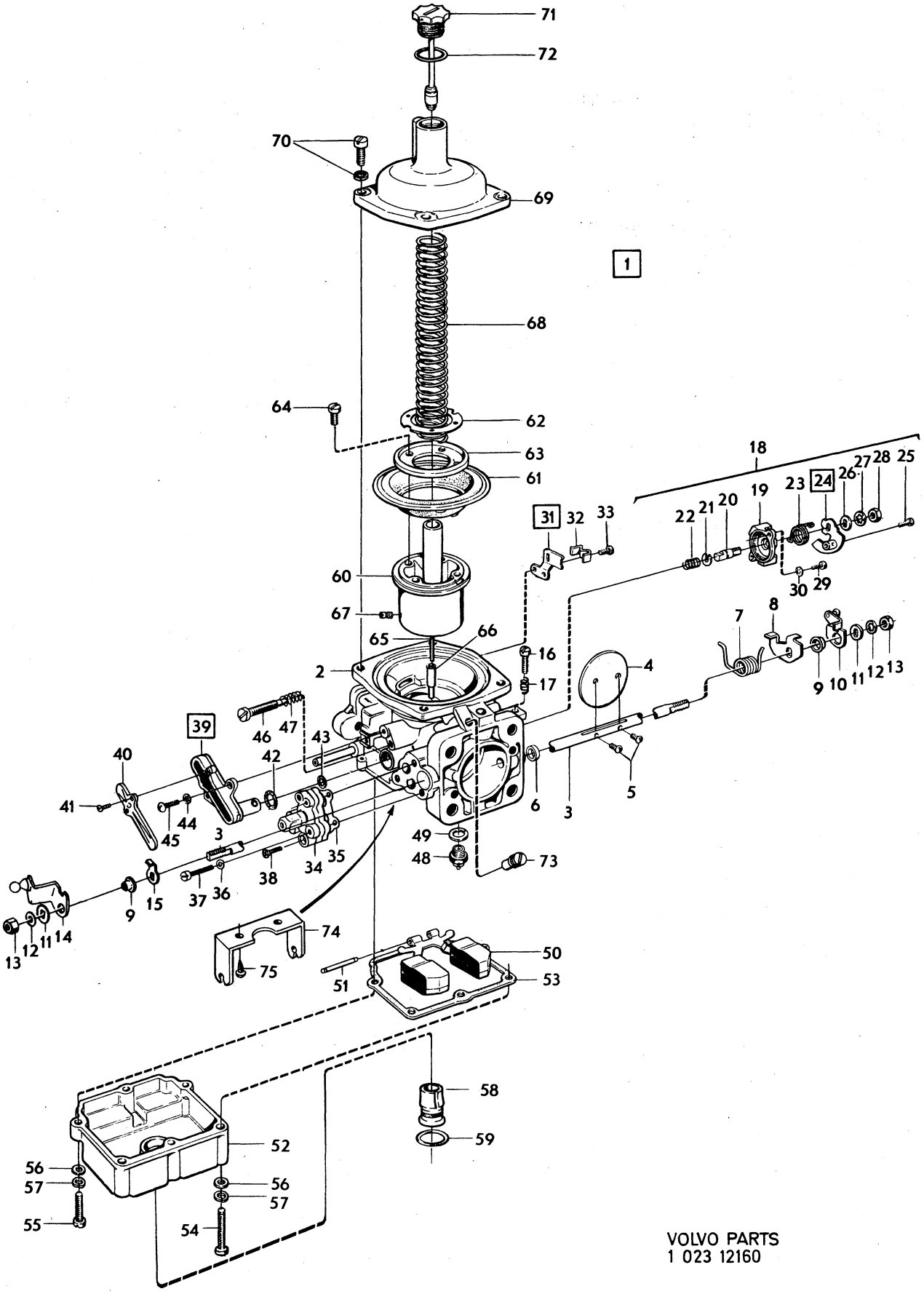

VOLVO PARTS
1 023 12160

Sida Page	Grupp Group	Förgasare	Carburetter	Illustration	0750
64	2c			9179 1980–04	

Pos. Fig.	Antal/Quantity				Artikel nr Part No	Benämning	Description	Sats Kit	B P S R	Anmärkning Notes	
1	1	–	–	–	237451-0	Förgasare	Carburetter				1010
2	1	–	–	–		.Hus	.Barrel		8		1020
3	1	–	–	–	237184-7	..Kil	..Key				1030
4	1	–	–	–	237185-4	..Skruv	..Screw				1040
5	1	–	–	–	237140-9	.Pinne	.Pin				1050
6	1	–	–	–	237141-7	.Fjäder	.Spring				1060
7	1	–	–	–	237142-5	.Gummibricka	.Rubber washer	S			1070
8	1	–	–	–	237143-3	.Bricka	.Washer	S			1080
9	1	–	–	–	237618-4	.Låsbricka	.Lock washer	S		(237043)	1090
10	1	–	–	–	237324-9	.Justerskruv	.Adjuster screw				1100
11	1	–	–	–	237404-9	.Vakuumkammare	.Vacuum chamber				[illegible]
12	1	–	–	–		..Kolv	..Piston		8		1120
13	1	–	–	–	237422-1	..Skruv	..Screw		8		1130
14	1	–	–	–	237475-9	.Fjäder	.Spring				1140
15	1	–	–	–	237341-3	.Dämpare	.Damper				1150
16	1	–	–	–	190349-1	.Packning	.Gasket	S		TID UTF	1160
17	1	–	–	–	237452-8	.Bensinregleringsnål	.Jet needle				[illegible]
18	1	–	–	–	237405-6	.Fjäder	.Spring				1180
19	1	–	–	–	237406-4	.Styrning	.Guide				1190
20	3	–	–	–	237084-9	.Skruv	.Screw				1200
21	1	–	–	–	237187-0	.Munstycke	.Jet			(237327)	1210
22	1	–	–	–	237191-2	..Skyddsfjäder	..Spring				1220
23	1	–	–	–	237190-4	..Mutter	..Nut		8		1230
24	1	–	–	–	237189-6	..Bricka	..Washer	S			1240
25	1	–	–	–	237188-8	..Gummibricka	..Rubber washer	S			1250
26	1	–	–	–	237423-9	.Bussning	.Bushing				1260
27	1	–	–	–	237083-1	.Förskruvning	.Screw union				1270
28	1	–	–	–	71823-9	.Fjäder	.Spring				1280
x 29	1	–	–	–	237082-3	.Mutter	.Nut			(237330)	1290
30	1	–	–	–	237086-4	.Flottörhus	.Float chamber				1300
31	1	–	–	–	237088-0	.Hållare	.Retainer		8		1310
32	1	–	–	–	955516-0	.Skruv	.Screw				1320
33	1	–	–	–	955893-3	.Bricka	.Washer				1330
34	1	–	–	–	955920-4	.Fjäderbricka	.Spring washer				1340
35	1	–	–	–	237456-9	.Lock	.Lid				1350
36	1	–	–	–	237106-0	.Packning	.Gasket	S			1360
37	3	–	–	–	14185-3	.Skruv	.Screw				1370
38	3	–	–	–	955918-8	.Fjäderbricka	.Spring washer	S			[illegible]
39	1	–	–	–	237569-9	.Nålventil med säte	.Needle and seat	S			1390
40	1	–	–	–	237457-7	.Flottör	.Float				1400
41	1	–	–	–	131016-8	.Pinne	.Pin	S			1410
42	1	–	–	–	237458-5	.Gasspjällaxel	.Throttle spindle				1420
43	1	–	–	–	237459-3	.Gasspjällskiva	.Throttle disc				1430
44	2	–	–	–	943781-5	.Skruv	.Screw		2		[illegible]
45	1	–	–	–	237179-7	.Bricka	.Washer			(237460)	1450
46	1	–	–	–	237461-9	.Hävarm	.Lever				1460
47	1	–	–	–	237356-1	.Justerskruv	.Adjuster screw				1470
48	1	–	–	–	237357-9	.Fjäder	.Spring				1480
49	1	–	–	–	237462-7	.Distanshylsa	.Distance tube				1490
50	1	–	–	–	237463-5	.Returfjäder	.Return spring				1500
51	1	–	–	–	237464-3	.Hävarm	.Lever				1510
52	1	–	–	–	237466-8	.Hävarm	.Lever				1520
53	1	–	–	–	237465-0	.Bussning	.Bushing				1530
54	1	–	–	–	237467-6	.Låsbricka	.Tab washer	S			1540
55	1	–	–	–	237468-4	.Mutter	.Nut				1550
56	1	–	–	–	237415-5	.Länk med inre hävarm	.Lever and link assy				1560
57	1	–	–	–	955123-5	.Skruv	.Screw				1570
58	1	–	–	–	237410-6	.Fjäder, yttre	.Spring, outer		8		1580
59	1	–	–	–	237411-4	.Hylsa, yttre	.Sleeve, outer		8		1590
60	1	–	–	–	237123-5	.Hylsa,inre	.Sleeve,inner				1600
61	1	–	–	–	237120-1	.Fjäder,inre	.Spring,inner				2010
62	1	–	–	–	237340-5	.Skruv	.Screw				2020
63	1	–	–	–	237412-2	.Bricka	.Washer		8		2030

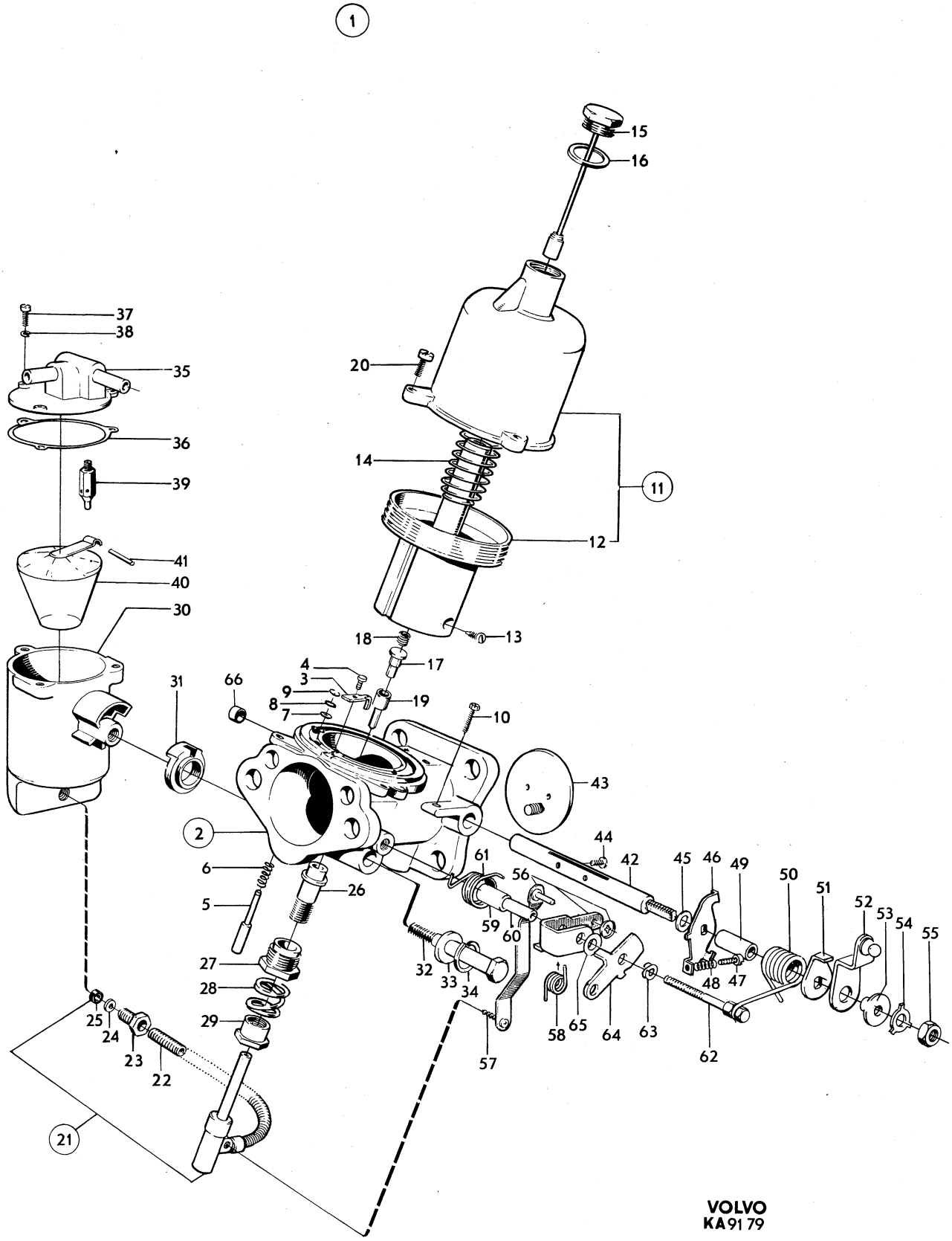
1
15
16
37
38
35
20
36
14
39
11
12
41
40
30
18
13
17
4
3
9
8
7
19
66
31
10
43
2
44
42
45
46
49
50
51
52
53
54
55
6
61
56
26
5
59
60
27
32
33
34
48
47
28
25
24
29
58
65
64
63
62
23
22
57
21
VOLVO
KA 91 79

Sida Page	Grupp Group	Förgasare	Carburetter	Illustration	0750
66	2c			9179 1980–04	

Pos. Fig.	Antal/Quantity				Artikel nr Part No	Benämning	Description	Sats Kit	B P S R	Anmärkning Notes	
64	1	–	–	–	237476-7	.Hävarm, yttre	.Lever, outer		8		2040
65	1	–	–	–	237413-0	.Distansbricka	.Spacer washer		8		2050
66	1	–	–	–	237591-3	.Skyddshuv	.Protection case				2060
	1	–	–	–	276297-9	Reparationssats	Repair kit				2070

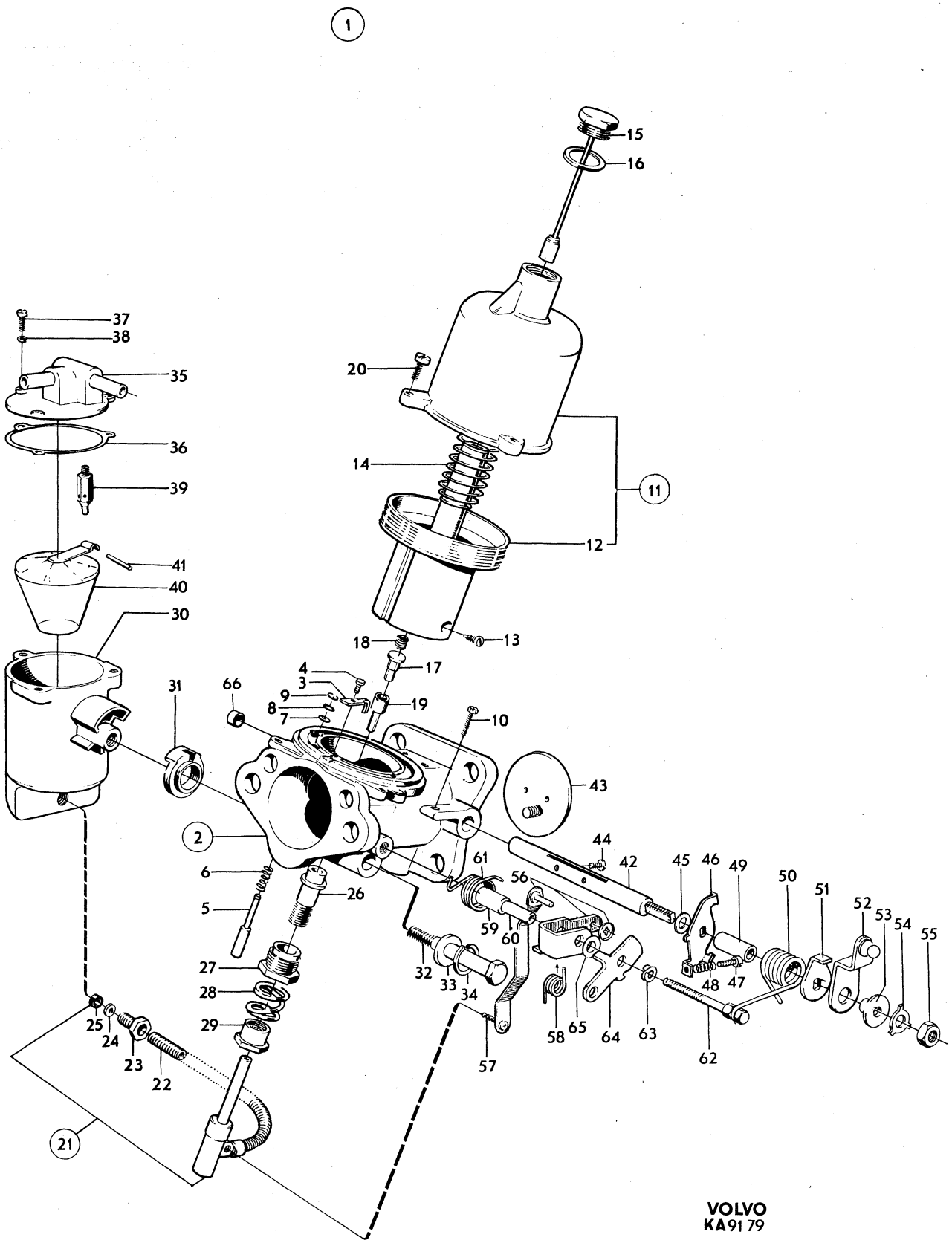
1
15
16
37
38
35
20
36
14
11
39
12
41
40
30
18
13
17
4
3
9
8
7
19
66
31
10
43
2
44
42
45
46
49
50
51
52
53
54
55
61
56
6
26
5
59
60
27
32
33
34
48
47
28
29
25
24
23
22
58
65
64
63
62
57
21
VOLVO
KA 91 79

Sida / Page: 68 | Grupp / Group: 2c | Förgasare / Carburetter | Illustration: 11681, 1980–04 | 0800

Pos. Fig.	Antal/Quantity 237 548	237 549	237 552	237 553	Artikel nr Part No	Benämning	Description	Sats Kit	B P S R	Anmärkning Notes	
1	1	–	–	–	237548-3	Förgasare, främre	Carburetter, front			ERS AV 1 ST 237622–6,	1010
										1 ST 237626–7,	1011
										1 ST 418646–6	1012
	–	1	–	–	237549-1	Förgasare, bakre	Carburetter, rear		2	ERS AV 1 ST 237624–2,	1020
										1 ST 237625–9	1025
	–	–	1	–	237552-5	Förgasare, främre	Carburetter, front				1030
	–	–	–	1	237553-3	Förgasare, bakre	Carburetter, rear				1040
2	1	1	1	1		.Hus	.Housing		8		1050
3	1	–	1	–	237568-1	.Propp	.Plug				1060
4	2	2	2	2	237605-1	.Bussning	.Bushing				1070
5	1	1	1	1	237184-7	.Kil	.Key				1080
6	1	1	1	1	237185-4	.Skruv	.Screw				10[illegible]
6a	–	1	–	1	237104-5	.Nippel	.Nipple				1095
7	1	1	1	1	237617-6	.Pinne	.Pin				1100
8	1	1	1	1	237042-7	.Fjäder	.Spring		5		1110
9	1	1	1	1	237618-4	.Spårryttare	.Circlip				1120
10	1	1	1	1	237490-8	.Lagerhylsa	.Bearing				1130
11	1	1	1	1	237491-6	.Packning	.Packing	S			11[illegible]
12	1	1	1	1	237492-4	.Skruv	.Screw				1150
13	1	–	1	–	237592-1	.Munstycke	.Jet				1160
	–	1	–	1	237593-9	.Munstycke	.Jet				1170
14	1	1	1	1	237500-4	.Bimetallfjäder	.Bi–metal				1180
15	1	1	1	1	237501-2	.Fjäder	.Spring				1190
16	1	1	1	1	237502-0	.Skruv	.Screw				1200
17	1	1	1	1	237504-6	.O–ring	.O–ring	S			1210
18	1	1	1	1	237503-8	.Justerskruv	.Adjuster screw				1220
x 19	1	1	1	1	273569-4	.Nålventil med säte	.Needle valve with seat	S			1230
x 20	1	–	1	–	237692-9	.Flottör	.Float		2	(237495)	1240
	–	1	–	1	237496-5	.Flottör	.Float		1		1250
21	1	1	1	1	237498-1	.Packning	.Packing	S			1260
22	1	1	1	1	237497-3	.Flottöraxel	.Spindle				1270
23	1	1	1	1	237594-7	.Lock	.Cover				1280
24	1	1	1	1	237506-1	.Gummiring	.Rubber ring	S			1290
25	4	4	4	4	955918-8	.Fjäderbricka	.Spring washer	S			1300
26	4	4	4	4	237507-9	.Skruv	.Screw	S			1310
27	1	1	1	1	237508-7	.Spjällaxel	.Spindle		2		1320
28	1	1	–	–	237577-2	.Spjällskiva	.Throttle disc				1330
	–	–	1	1	237459-3	.Spjällskiva	.Throttle disc				1340
29	2	2	2	2	943781-5	.Skruv	.Screw	S	2		13
30	2	2	2	2	419568-1	.Tätningsring	.Seal ring	S		(237510)	1360
31	1	–	1	–	237511-1	.Hävarm	.Lever				1370
	–	1	–	1	237578-0	.Hävarm	.Lever				1380
32	1	1	1	1	237513-7	.Justerskruv	.Adjuster screw				1390
33	1	1	1	1	237085-6	.Justerskruv	.Adjuster screw				1400
34	1	1	1	1	71856-9	.Fjäder	.Spring				14
35	1	1	1	1	237514-5	.Distanshylsa	.Distance sleeve				1420
36	1	–	1	–	237602-8	.Returfjäder	.Spring			TID UTF	1430
	–	1	–	1	237603-6	.Returfjäder	.Spring			TID UTF	1440
36a	1	–	1	–	237606-9	.Returfjäder	.Spring			SEN UTF	1445
	–	1	–	1	237607-7	.Returfjäder	.Spring			SEN UTF	1447
37	1	–	1	–	237464-3	.Hävarm	.Lever				1450
	–	1	–	1	237517-8	.Hävarm	.Lever				1460
38	1	1	1	1	237466-8	.Hävarm	.Lever				1470
39	1	1	1	1	237465-0	.Bussning	.Bushing				1480
40	1	1	1	1	237467-6	.Låsbricka	.Lock washer	S			1490
41	1	1	1	1	237468-4	.Mutter	.Nut				1500
42	1	1	1	1	237579-8	.Distansbricka	.Distance washer		8		1510
43	1	–	1	–	237519-4	.Hävarm	.Lever				1520
	–	1	–	1	237520-2	.Hävarm	.Lever				1530
44	1	1	1	1	237521-0	.Justerskruv	.Adjuster screw				1540
45	1	1	1	1	237522-8	.Låsmutter	.Lock nut				1550
46	1	1	1	1	237467-6	.Låsbricka	.Lock washer				1560
47	1	1	1	1	237468-4	.Mutter	.Nut				1570

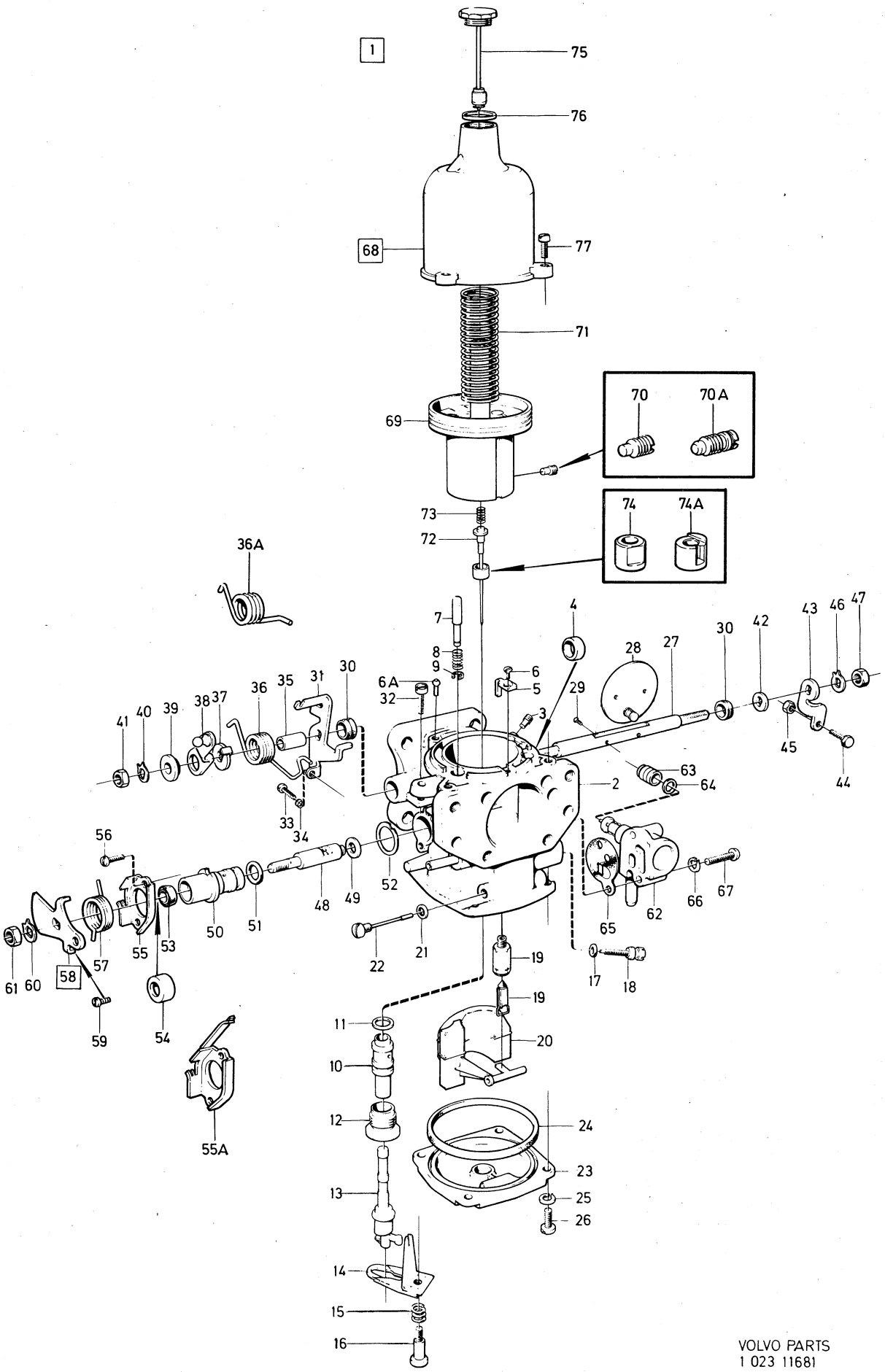

VOLVO PARTS
1 023 11681

Sida Page	Grupp Group	Förgasare	Carburetter	Illustration	0800
70	2c			11681 1980–04	

	Pos. Fig.	Antal/Quantity 237 548	237 549	237 552	237 553	Artikel nr Part No	Benämning	Description	Sats Kit	B P S R	Anmärkning Notes	
	48	1	1	1	1	237595-4	.Ventilspindel	.Valve spindle				2010
	49	1	1	1	1		.Bricka	.Washer		8		2020
	50	1	1	1	1	237596-2	.Ventilhylsa	.Valve sleeve				2030
	51	1	1	1	1	237527-7	.O–ring	.O–ring				2040
	52	1	1	1	1	237528-5	.Packning	.Packing	S			2050
	53	1	1	1	1	419568-1	.Tätningsring	.Seal ring			(237510)	2060
	54	1	1	1	1	237597-0	.Styrning	.Guide				2070
	55	1	–	1	–	237530-1	.Hållare	.Retainer		8	TID UTF	2080
		–	1	–	1	237582-2	.Hållare	.Retainer		8	TID UTF	2090
	55a	1	–	1	–	237636-6	.Hållare	.Retainer		3	SEN UTF (237608)	2095 [illegible]
x		–	1	–	1	237657-2	.Hållare	.Retainer		3	SEN UTF (237609)	[illegible] 2098
	56	2	2	2	2	237531-9	.Skruv	.Screw				2100
	57	1	–	1	–	237628-3	.Returfjäder	.Return spring		2	(237532)	2110
x		–	1	–	1	237629-1	.Returfjäder	.Return spring		2	(237583)	2120
	58	1	–	1	–	237584-8	.Hävarm	.Lever				[illegible]
		–	1	–	1	237585-5	.Hävarm	.Lever				[illegible]
	59	1	1	1	1	955225-8	..Skruv	..Screw				2150
	60	1	1	1	1	237467-6	.Låsbricka	.Lock washer	S			2160
	61	1	1	1	1	237468-4	.Mutter	.Nut				2170
	62	1	–	1	–	237534-3	.Ventilationshus	.Ventilator housing				2180
		–	1	–	1	237535-0	.Ventilationshus	.Ventilator housing				2190
	63	1	1	1	1	237604-4	.Gummitätning	.Rubber seal				2200
	64	1	1	1	1	955894-1	.Bricka	.Washer				2210
	65	1	–	1	–	237539-2	.Packning	.Packing	S			2220
		–	1	–	1	237540-0	.Packning	.Packing				2230
	66	2	2	2	2	955918-8	.Fjäderbricka	.Spring washer				2240
	67	2	2	2	2	237541-8	.Skruv	.Screw				2250
	68	1	1	1	1	237404-9	.Vakuumkammare	.Vacuum chamber				2260
	69	1	1	1	1		..Kolv	..Piston		8		2270
	70	1	1	1	1	237575-6	..Skruv	..Screw		3	TID UTF	2280
											ERS AV 1 ST 237614–3,	2281
											1 ST 237615–0	2282
	70a	1	1	1	1	237614-3	..Skruv	..Screw			SEN UTF	2285
	71	1	1	1	1	71816-3	.Fjäder	.Spring				2290
	72	1	1	–	–	237550-9	.Bränslenål	.Jet needle				2300
		–	–	1	1	237620-0	.Bränslenål	.Jet needle			(237551)	[illegible]
	73	1	1	1	1	237405-6	.Fjäder	.Spring				[illegible]
	74	1	1	1	1	237576-4	.Styrning	.Guide			TID UTF	2330
											ERS AV 1 ST 237614–3,	2331
											1 ST 237615–0	2332
	74a	1	1	1	1	237615-0	.Styrning	.Guide			SEN UTF	2335
	75	1	1	1	1	237144-1	.Dämpare	.Damper				[illegible]
	76	1	1	1	1	190349-1	.Packning	.Packning			TID UTF	[illegible]
	77	1	1	1	1	237084-9	.Skruv	.Screw	S			2360
		–	–	–	–	276302-7	Reparationssats	Repair kit			1)	2370

1. Sats för 2 förgasare. Kit for 2 carburetters. Jeu pour 2 carburateurs. Satz für 2 Vergaser. Juego para 2 carburadores.

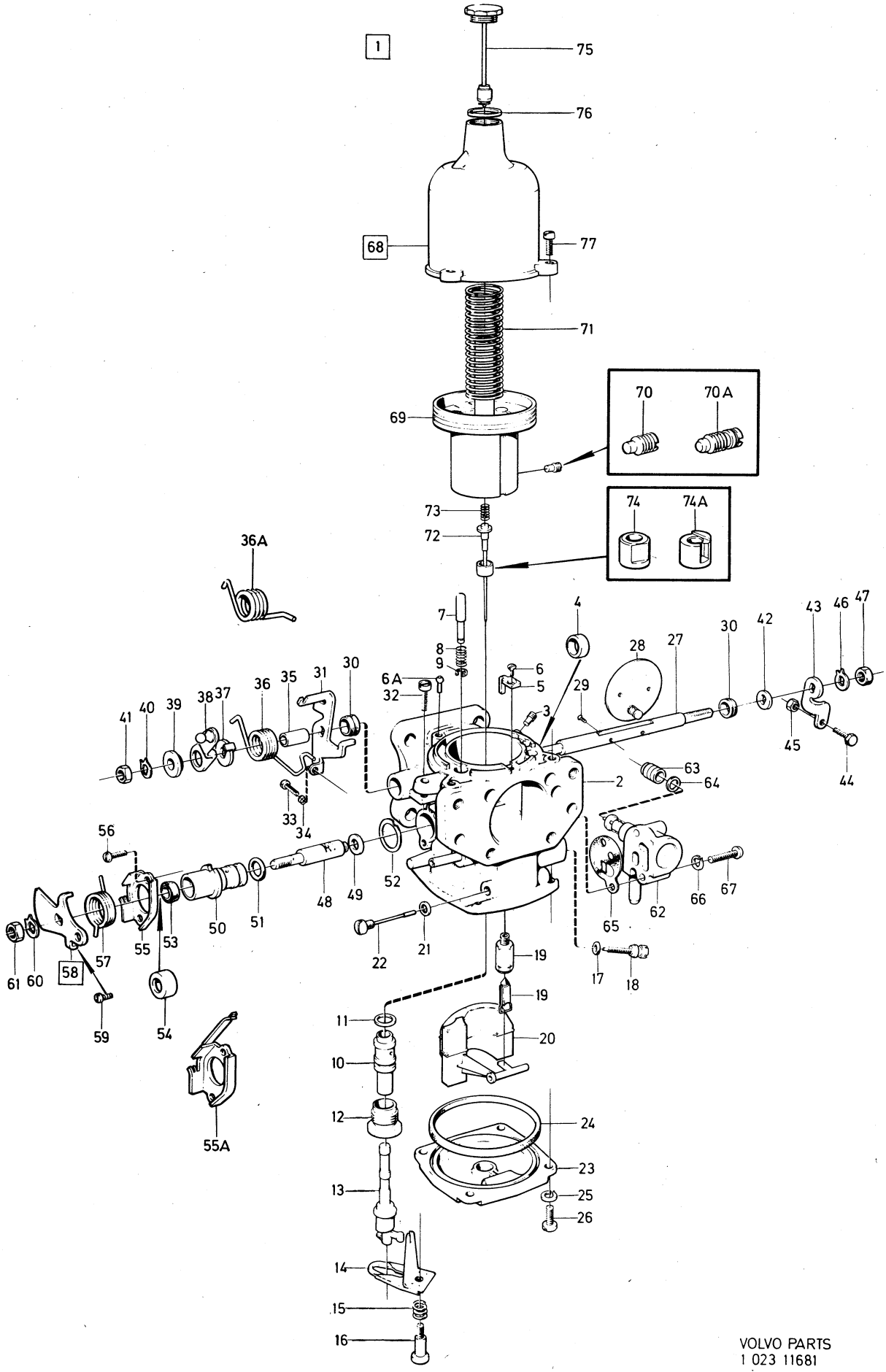

VOLVO PARTS
1 023 11681

Sida Page	Grupp Group	Förgasare	Carburetter	Illustration
72	2c			11681 1980–04

0850

Pos. Fig.	Antal/Quantity 237 570	237 571	237 610	237 611	Artikel nr Part No	Benämning	Description	Sats Kit	BPSR	Anmärkning Notes	
1	1	–	–	–	237570-7	Förgasare, främre	Carburetter, front			ERS AV 1 ST 237623–4,	1010
										1 ST 237626–7,	1011
										1 ST 237586–3,	1012
										1 ST 418646–6	1013
	–	1	–	–	237571-5	Förgasare, bakre	Carburetter, rear			ERS AV 1 ST 237624–2,	1020
										1 ST 237625–9,	1021
										1 ST 237586–3	1022
	–	–	1	–	237610-1	Förgasare, främre	Carburetter, front		3	ERS AV 1 ST 237622–6,	1025
										1 ST 237626–7	1026
	–	–	–	1	237611-9	Förgasare, främre	Carburetter, front		1	ERS AV 1 ST 237623–4,	1027
										1 ST 237626–7	
2	1	1	1	1		.Hus	.Housing		8		1030
3	1	–	1	1	237568-1	.Propp	.Plug				1040
4	2	2	2	2	237605-1	.Bussning	.Bushing				1050
5	1	1	1	1	237184-7	.Kil	.Key				1060
6	1	1	1	1	237185-4	.Skruv	.Screw				1070
6a	–	1	1	1	237104-5	.Nippel	.Nipple				1
7	1	1	1	1	237617-6	.Pinne	.Pin				1080
8	1	1	1	1	237042-7	.Fjäder	.Spring		8		1090
9	1	1	1	1	237618-4	.Spårryttare	.Circlip				1100
10	1	1	1	1	237490-8	.Lagerhylsa	.Bearing				1110
11	1	1	1	1	237491-6	.Packning	.Packing	S			1120
12	1	1	1	1	237492-4	.Skruv	.Screw				1130
13	1	–	1	1	237592-1	.Munstycke	.Jet				1140
	–	1	–	–	237593-9	.Munstycke	.Jet				1150
14	1	1	1	1	237500-4	.Bimetallfjäder	.Bi–metal				1160
15	1	1	1	1	237501-2	.Fjäder	.Spring				1170
16	1	1	1	1	237502-0	.Skruv	.Screw				1180
17	1	1	1	1	237504-6	.O–ring	.O–ring	S			1190
18	1	1	1	1	237503-8	.Justerskruv	.Adjuster screw				1200
19	1	1	1	1	237569-9	.Nålventil med säte	.Needle valve with seat	S			1210
x 20	1	–	1	1	237692-9	.Flottör	.Float		2	(237495)	1220
x	–	1	–	–	237693-7	.Flottör	.Float		2	(237496)	1230
21	1	1	1	1	237498-1	.Packning	.Packing				1240
22	1	1	1	1	237497-3	.Flottöraxel	.Spindle				1250
23	1	1	1	1	237594-7	.Lock	.Cover				1260
24	1	1	1	1	237506-1	.Gummiring	.Rubber ring	S			1270
25	4	4	4	4	955918-8	.Fjäderbricka	.Spring washer	S			1
26	4	4	4	4	237507-9	.Skruv	.Screw	S			1290
27	1	1	1	1	237508-7	.Spjällaxel	.Spindle		2		1300
28	1	1	–	–	237586-3	.Spjällskiva	.Throttle disc				1310
	–	–	1	1	237577-2	.Spjällskiva	.Throttle disc				1315
29	2	2	2	2	943781-5	.Skruv	.Screw	S	2		1320
30	2	2	2	2	419568-1	.Tätningsring	.Seal ring			(237510)	1
31	1	–	1	1	237511-1	.Hävarm	.Lever				1340
	–	1	–	–	237578-0	.Hävarm	.Lever				1350
32	1	1	1	1	237513-7	.Justerskruv	.Adjuster screw				1360
33	1	1	1	1	237085-6	.Justerskruv	.Adjuster screw				1370
34	1	1	1	1	71856-9	.Fjäder	.Spring				1380
35	1	1	1	1	237514-5	.Distanshylsa	.Distance sleeve				1390
36	1	–	–	–	237602-8	.Returfjäder	.Spring			TID UTF	1400
	–	1	–	–	237603-6	.Returfjäder	.Spring			TID UTF	1410
36a	1	–	1	1	237606-9	.Returfjäder	.Spring			SEN UTF	1415
	–	1	–	–	237607-7	.Returfjäder	.Spring			SEN UTF	1417
37	1	–	1	1	237464-3	.Hävarm	.Lever				1420
	–	1	–	–	237517-8	.Hävarm	.Lever				1430
38	1	1	1	1	237466-8	.Hävarm	.Lever				1440
39	1	1	1	1	237465-0	.Bussning	.Bushing				1450
40	1	1	1	1	237467-6	.Låsbricka	.Lock washer	S			1460
41	1	1	1	1	237468-4	.Mutter	.Nut				1470
42	1	1	1	1	237579-8	.Distansbricka	.Distance washer		8		1480
43	–	–	–	–	237519-4	.Hävarm	.Lever				1490
	–	1	–	–	237520-2	.Hävarm	.Lever				1500

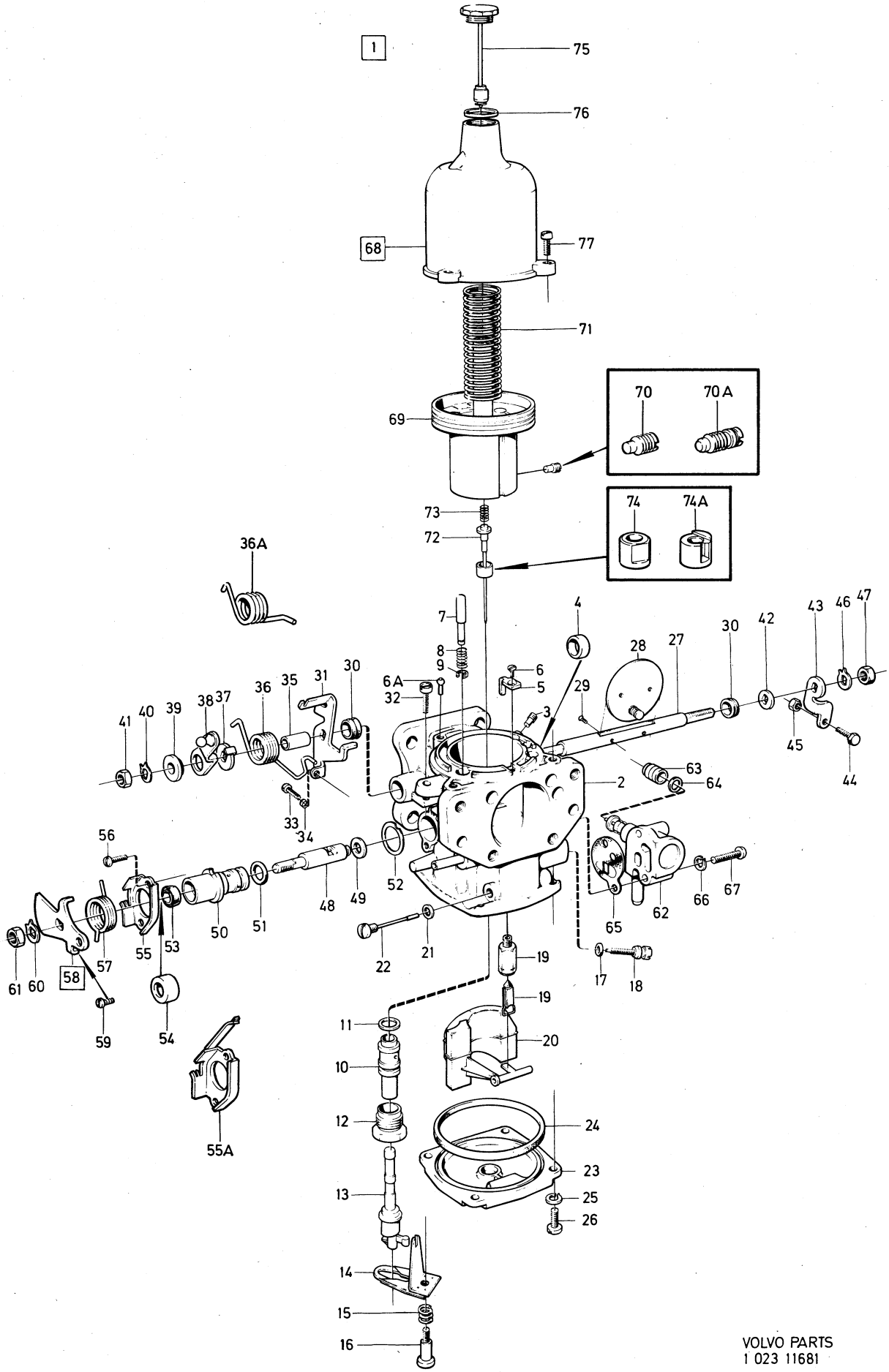

VOLVO PARTS
1 023 11681

Sida Page	Grupp Group	Förgasare	Carburetter	Illustration	0850
74	2c			11681 1980–04	

	Pos. Fig.	Antal/Quantity 237 570	237 571	237 610	237 611	Artikel nr Part No	Benämning	Description	Sats Kit	B P S R	Anmärkning Notes	
	44	1	1	1	1	237521-0	.Justerskruv	.Adjuster screw				1510
	45	1	1	1	1	237522-8	.Låsmutter	.Lock nut				1520
	46	1	1	1	1	237467-6	.Låsbricka	.Lock washer				1530
	47	1	1	1	1	237468-4	.Mutter	.Nut				1540
	48	1	1	1	1	237595-4	.Ventilspindel	.Valve spindle				1550
	49	1	1	–	–		.Bricka	.Washer		8		1560
	50	1	1	1	1	237596-2	.Ventilhylsa	.Valve sleeve				1570
	51	1	1	1	1	237527-7	.O–ring	.O–ring	S			1580
	52	1	1	1	1	237528-5	.Packning	.Packing	S			2010
	53	1	1	1	1	419568-1	.Tätningsring	.Seal ring		8	(237510)	2020
	54	1	1	1	1	237597-0	.Styrning	.Guide				2030
	55	1	–	–	–	237530-1	.Hållare	.Retainer		8	TID UTF	[illegible]
		–	1	–	–	237582-2	.Hållare	.Retainer		8	TID UTF	2050
	55a	1	–	1	1	237636-6	.Hållare	.Retainer		3	SEN UTF	2055
											(237608)	2056
x		–	1	–	–	237657-2	.Hållare	.Retainer		3	SEN UTF	2057
											(237609)	2058
	56	2	2	2	2	237531-9	.Skruv	.Screw				[illegible]
	57	1	–	1	1	237628-3	.Returfjäder	.Return spring		2	(237532)	2070
x		–	1	–	–	237629-1	.Returfjäder	.Return spring		2	(237583)	2080
	58	1	–	1	1	237584-8	.Hävarm	.Lever				2090
		–	1	–	–	237585-5	.Hävarm	.Lever				2100
	59	1	1	1	1	955225-8	..Skruv	..Screw				2110
	60	1	1	1	1	237467-6	.Låsbricka	.Lock washer	S			2120
	61	1	1	1	1	237468-4	.Mutter	.Nut				2130
	62	1	–	1	1	237534-3	.Ventilationshus	.Ventilator housing				2140
		–	1	–	–	237535-0	.Ventilationshus	.Ventilator housing				2150
	63	1	1	1	1	237604-4	.Gummitätning	.Rubber seal				2160
	64	1	1	1	1	955894-1	.Bricka	.Washer				2170
	65	1	–	1	1	237539-2	.Packning	.Packing	S			2180
		–	1	–	–	237540-0	.Packning	.Packing	S			2190
	66	2	2	2	2	955918-8	.Fjäderbricka	.Spring washer				2200
	67	2	2	2	2	237541-8	.Skruv	.Screw				2210
	68	1	1	1	1	237404-9	.Vakuumkammare	.Vacuum chamber				2220
	69	1	1	1	1		..Kolv	..Piston		8		2230
x	70	1	1	1	1	237675-4	..Skruv	..Screw			TID UTF	2240
											ERS AV 1 ST 237614–3,	2241
											1 ST 237615–0	2242
	70a	1	1	1	1	237614-3	..Skruv	..Screw			SEN UTF	[illegible]
	71	1	1	1	1	71816-3	.Fjäder	.Spring				2250
	72	1	1	1	1	237550-9	.Bränslenål	.Jet needle				2260
	73	1	1	1	1	237405-6	.Fjäder	.Spring				2270
	74	1	1	1	1	237576-4	.Styrning	.Guide			TID UTF	2280
											ERS AV 1 ST 237614–3,	2281
											1 ST 237615–0	[illegible]
	74a	1	1	1	1	237615-0	.Styrning	.Guide			SEN UTF	2285
	75	1	1	1	1	237144-1	.Dämpare	.Damper				2290
	76	1	1	1	1	190349-1	.Packning	.Packing			TID UTF	2300
	77	1	1	1	1	237084-9	.Skruv	.Screw	S			2310
		1	1	1	1	276302-7	Reparationssats	Repair kit			1)	2320

1. Sats för 2 förgasare. Kit for 2 carburetters. Jeu pour 2 carburateurs. Satz für 2 Vergaser. Juego para 2 carburadores.

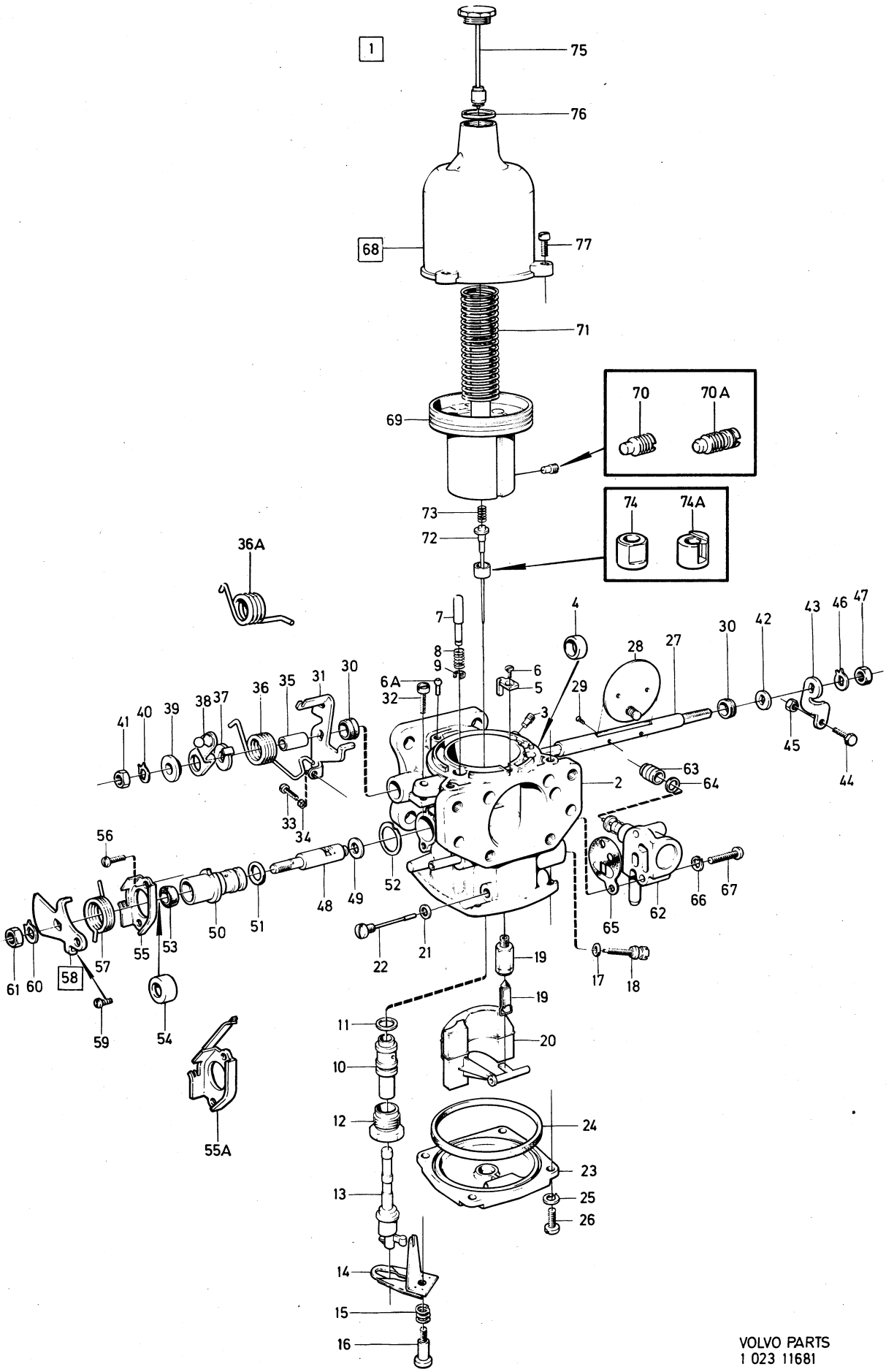

VOLVO PARTS
1 023 11681

Sida Page	Grupp Group	Förgasare	Carburetter	Illustration	0900
76	2c			11682 1980–04	

	Pos. Fig.	Antal/Quantity 237 622	237 623	237 624		Artikel nr Part No	Benämning	Description	Sats Kit	B P S R	Anmärkning Notes	
	1	1	–	–	–	237622-6	Förgasare, främre	Carburetter, front				1010
		–	1	–	–	237623-4	Förgasare, främre	Carburetter, front				1020
		–	–	1	–	237624-2	Förgasare, bakre	Carburetter, rear				1030
	2	1	1	1	–		.Hus	.Housing		8		1040
	3	1	1	–	–	237568-1	.Propp	.Plug				1050
	4	2	2	2	–	237605-1	.Bussning	.Bushing				1060
	5	1	1	1	–	237184-7	.Kil	.Key				1070
	6	1	1	1	–	237185-4	.Skruv	.Screw				1080
	6a	1	1	1	–	237104-5	.Nippel	.Nipple				1090
	7	1	1	1	–	237617-6	.Pinne	.Pin				1100
	8	1	1	1	–	237042-7	.Fjäder	.Spring		8		10
	9	1	1	1	–	237618-4	.Spårryttare	.Circlip				1120
	10	1	1	1	–	237490-8	.Lagerhylsa	.Bearing				1130
	11	1	1	1	–	237491-6	.Packning	.Packing				1140
	12	1	1	1	–	237492-4	.Skruv	.Screw				1150
	13	1	1	–	–	237592-1	.Munstycke	.Jet				1160
		–	–	1	–	237593-9	.Munstycke	.Jet				70
	14	1	1	1	–	237500-4	.Bimetallfjäder	.Bi–metal				80
	15	1	1	1	–	237501-2	.Fjäder	.Spring				1190
	16	1	1	1	–	237502-0	.Skruv	.Screw				1200
	17	1	1	1	–	237504-6	.O–ring	.O–ring				1210
	18	1	1	1	–	237503-8	.Justerskruv	.Adjuster screw				1220
	19	1	1	1	–	237569-9	.Nålventil med säte	.Needle valve with seat				1230
x	20	1	1	–	–	237692-9	.Flottör	.Float		2	(237495)	1240
x		–	–	1	–	237693-7	.Flottör	.Float		2	(237496)	1250
	21	1	1	1	–	237498-1	.Packning	.Packing				1260
	22	1	1	1	–	237497-3	.Flottöraxel	.Spindle				1270
	23	1	1	1	–	237594-7	.Lock	.Cover				1280
	24	1	1	1	–	237506-1	.Gummiring	.Rubber ring				1290
	25	4	4	4	–	955918-8	.Fjäderbricka	.Spring washer				1300
	26	4	4	4	–	237507-9	.Skruv	.Screw				1310
	27	1	1	1	–	237508-7	.Spjällaxel	.Spindle		2		1320
	28	1	1	1	–	237577-2	.Spjällskiva	.Throttle disc				1330
	29	2	2	2	–	943781-5	.Skruv	.Screw		2		1340
	30	2	2	2	2	419568-1	.Tätningsring	.Seal ring			(237510)	1350
	31	1	1	–	–	237511-1	.Hävarm	.Lever				1360
		–	–	1	–	237578-0	.Hävarm	.Lever				1370
	32	1	1	1	–	237513-7	.Justerskruv	.Adjuster screw				30
	33	1	1	1	–	237085-6	.Justerskruv	.Adjuster screw				90
	34	1	1	1	–	71856-9	.Fjäder	.Spring				1400
	35	1	1	1	–	237514-5	.Distanshylsa	.Distance sleeve				1410
	36	1	1	–	–	237606-9	.Returfjäder	.Spring				1420
		–	–	1	–	237607-7	.Returfjäder	.Spring				1430
	37	1	1	–	–	237625-9	.Hävarm	.Lever				10
		–	–	1	–	237626-7	.Hävarm	.Lever				50
	38	1	1	1	–	237467-6	.Låsbricka	.Lock washer				1460
	39	1	1	1	–	237468-4	.Mutter	.Nut				1470
	40	1	1	1	–	237579-8	.Distansbricka	.Distance washer		8		1480
	41	1	1	–	–	237519-4	.Hävarm	.Lever				1490
		–	–	1	–	237520-2	.Hävarm	.Lever				1500
	42	1	1	1	–	237521-0	.Justerskruv	.Adjuster screw				1510
	43	1	1	1	–	237522-8	.Låsmutter	.Lock nut				1520
	44	1	1	1	–	237467-6	.Låsbricka	.Lock washer				1530
	45	1	1	1	–	237468-4	.Mutter	.Nut				1540
	46	1	1	1	–	237595-4	.Ventilspindel	.Valve spindle				1550
	47	1	1	1	–	237596-2	.Ventilhylsa	.Valve sleeve				1560
	48	1	1	1	–	237527-7	.O–ring	.O–ring				1570
	49	1	1	1	–	237528-5	.Packning	.Packing	S			2010
	50	1	1	1	–	419568-1	.Tätningsring	.Seal ring	S		(237510)	2020
	51	1	1	1	–	237597-0	.Styrning	.Guide				2030
	52	1	1	–	–	237636-6	.Hållare	.Retainer		3	(237608)	2040
x		–	–	1	–	237657-2	.Hållare	.Retainer		3	(237609)	2050
	53	2	2	2	–	237531-9	.Skruv	.Screw				2060

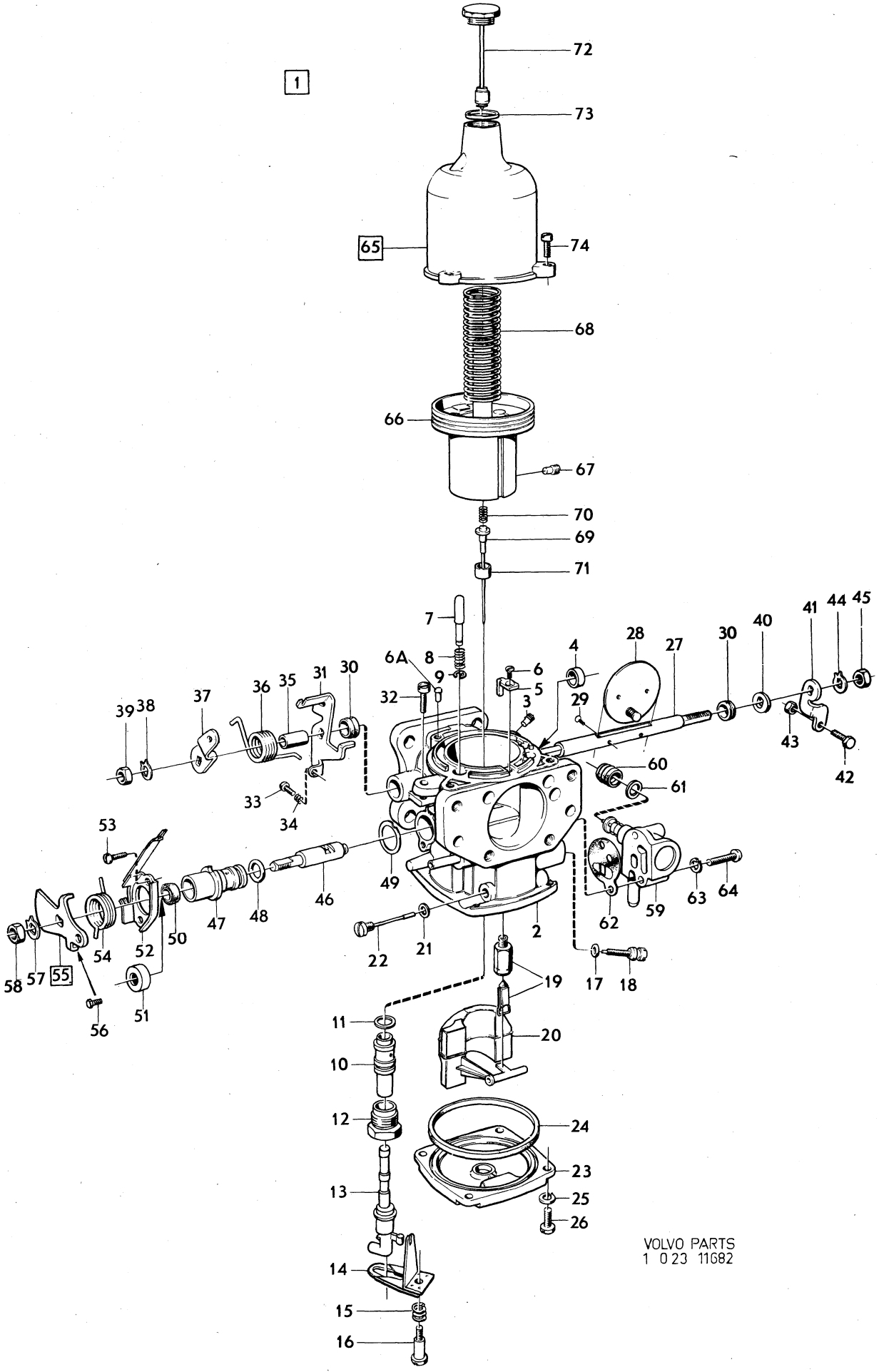

VOLVO PARTS
1 023 11682

Sida Page	Grupp Group	Förgasare	Carburetter	Illustration	0900
78	2c			11682 1980–04	

Pos. Fig.	Antal/Quantity 237 622	237 623	237 624		Artikel nr Part No	Benämning	Description	Sats Kit	B P S R	Anmärkning Notes	
54	1	1	–	–	237628-3	.Returfjäder	.Return spring		2	(237532)	2070
x	–	–	1	–	237629-1	.Returfjäder	.Return spring		2	(237583)	2080
55	1	1	–	–	237584-8	.Hävarm	.Lever				2090
	–	–	1	–	237585-5	.Hävarm	.Lever				2100
56	1	1	1	–	955225-8	..Skruv	..Screw				2110
57	1	1	1	–	237467-6	.Låsbricka	.Lock washer	S			2120
58	1	1	1	–	237468-4	.Mutter	.Nut				2130
59	1	1	–	–	237534-3	.Ventilationshus	.Ventilator housing				2140
	–	–	1	–	237535-0	.Ventilationshus	.Ventilator housing				2150
60	1	1	1	–	237604-4	.Gummitätning	.Rubber seal				2160
61	1	1	1	–	955894-1	.Bricka	.Washer				[illegible]
62	1	1	–	–	237539-2	.Packning	.Packing	S			[illegible]
	–	–	1	–	237540-0	.Packning	.Packing	S			2190
63	2	2	2	–	955918-8	.Fjäderbricka	.Spring washer				2200
64	2	2	2	–	237541-8	.Skruv	.Screw				2210
65	1	1	1	–	237404-9	.Vakuumkammare	.Vacuum chamber				2220
66	1	1	1	–		..Kolv	..Piston		8		[illegible]
67	1	1	1	–	237614-3	..Skruv	..Screw	S			[illegible]
68	1	1	1	–	71816-3	.Fjäder	.Spring				2250
69	1	1	1	–	237550-9	.Bränslenål	.Jet needle				2260
70	1	1	1	–	237405-6	.Fjäder	.Spring				2270
71	1	1	1	–	237615-0	.Styrning	.Guide				2280
72	1	1	1	–	237144-1	.Dämpare	.Damper				2290
73	1	1	1	–	190349-1	.Packning	.Packing			TID UTF	2300
74	1	1	1	–	237084-9	.Skruv	.Screw	S			2310
	–	–	–	–	276302-7	Reparationssats	Repair kit			1)	2320

1. Sats för 2 förgasare. Kit for 2 carburetters. Jeu pour 2 carburateurs. Satz für 2 Vergaser. Juego para 2 carburadores.

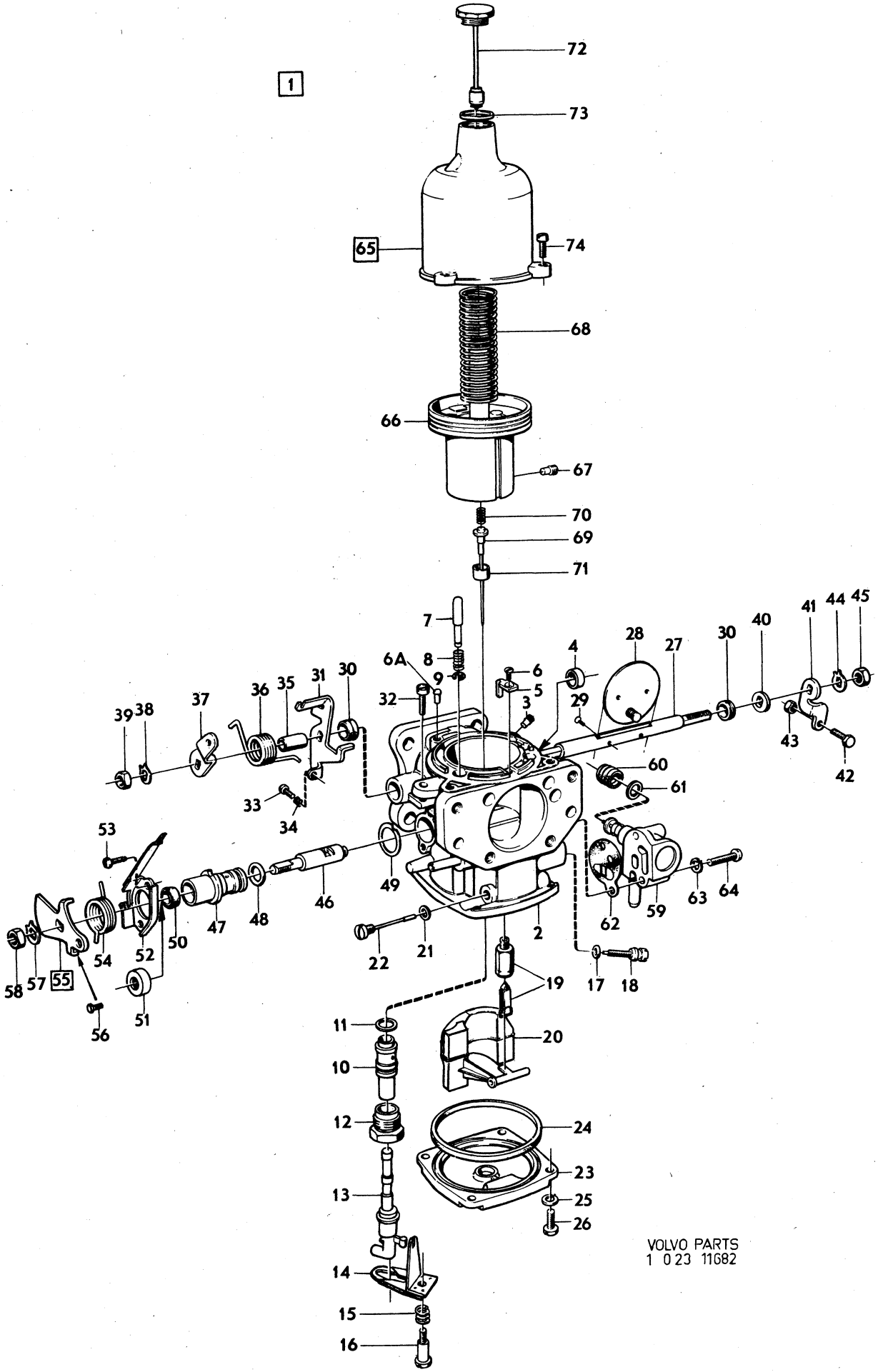

VOLVO PARTS
1 0 23 11682

Sida Page	Grupp Group	Förgasare	Carburetter	Illustration
80	2c			12933 1980–04

Pos. Fig.	Antal/Quantity 237 455	237 627			Artikel nr Part No	Benämning	Description	Sats Kit	B P S R	Anmärkning Notes	
1	1	–	–	–	237455-1	Förgasare	Carburetter			ERS AV 1 ST 237631–7	0020
	–	1	–	–	237627-5	Förgasare	Carburetter		3	ERS AV 1 ST 237631–7	0040
2	1	1	–	–		.Hus	.Housing		8		0060
3	1	1	–	–	237568-1	.Propp	.Plug				0080
4	2	2	–	–	237605-1	.Bussning	.Bushing				0100
5	1	1	–	–	237184-7	.Kil	.Key				0120
6	1	1	–	–	237185-4	.Skruv	.Screw				0140
6a	1	1	–	–	237104-5	.Nippel	.Nipple				0160
7	1	1	–	–	237490-8	.Lagerhylsa	.Bearing				0180
8	1	1	–	–	237491-6	.Packning	.Packing	S			0200
9	1	1	–	–	237492-4	.Skruv	.Screw				0220
10	1	1	–	–	237592-1	.Munstycke	.Jet				10
11	1	1	–	–	237500-4	.Bimetallfjäder	.Bi–metal				0260
12	1	1	–	–	237501-2	.Fjäder	.Spring				0280
13	1	1	–	–	237502-0	.Skruv	.Screw				0300
14	1	1	–	–	237504-6	.O–ring	.O–ring	S			0320
15	1	1	–	–	237503-8	.Justerskruv	.Adjuster screw				0340
16	1	1	–	–	237569-9	.Nålventil med säte	.Needle valve with seat				60
x 17	1	1	–	–	237692-9	.Flottör	.Float		2	(237495)	0380
18	1	1	–	–	237498-1	.Packning	.Packing	S			0400
19	1	1	–	–	237497-3	.Flottöraxel	.Spindle				0420
20	1	1	–	–	237594-7	.Lock	.Cover				0440
21	1	1	–	–	237506-1	.Gummiring	.Rubber ring	S			0460
22	4	4	–	–	955918-8	.Fjäderbricka	.Spring washer				0480
23	4	4	–	–	237507-9	.Skruv	.Screw				0500
24	1	1	–	–	237633-3	.Spjällaxel	.Spindle		2		0520
25	1	1	–	–	237459-3	.Spjällskiva	.Throttle disc				0540
26	2	2	–	–	943781-5	.Skruv	.Screw		2		0560
27	1	1	–	–	419568-1	.Tätningsring	.Seal ring	S		(237510)	0580
28	1	1	–	–	237634-1	.Hävarm	.Lever		3		0600
29	1	1	–	–	237324-9	.Justerskruv	.Adjuster screw				0620
30	1	1	–	–	237085-6	.Justerskruv	.Adjuster screw				0640
31	1	1	–	–	71856-9	.Fjäder	.Spring				0660
32	1	1	–	–	237514-5	.Distanshylsa	.Distance sleeve				0680
33	1	1	–	–	237606-9	.Returfjäder	.Spring				0700
34	1	1	–	–	237464-3	.Hävarm	.Lever				0720
35	1	1	–	–	237466-8	.Hävarm	.Lever				0740
36	1	1	–	–	237465-0	.Bussning	.Bushing				0760
37	1	1	–	–	237467-6	.Låsbricka	.Lock washer				30
38	1	1	–	–	237468-4	.Mutter	.Nut				0800
39	1	1	–	–	237595-4	.Ventilspindel	.Valve spindle				0820
x 40	1	1	–	–	237819-8	.Ventilhylsa	.Valve sleeve		3	(237635)	0840
41	1	1	–	–	237527-7	.O–ring	.O–ring	S			0860
42	1	1	–	–	237528-5	.Packning	.Packing	S			0880
43	1	1	–	–	419568-1	.Tätningsring	.Seal ring	S		(237510)	90
44	1	1	–	–	237597-0	.Styrning	.Guide				0920
45	1	1	–	–	237636-6	.Hållare	.Retainer		3		0940
46	2	2	–	–	237531-9	.Skruv	.Screw				0960
47	1	1	–	–	237628-3	.Returfjäder	.Return spring		2		0980
48	1	1	–	–	237637-4	.Hävarm	.Lever		3		1000
49	1	1	–	–	955225-8	..Skruv	..Screw				1020
50	1	1	–	–	237467-6	.Låsbricka	.Lock washer				1040
51	1	1	–	–	237468-4	.Mutter	.Nut				1060
52	1	1	–	–	237404-9	.Vakuumkammare	.Vacuum chamber				1200
53	1	1	–	–		..Kolv	..Piston		8		1220
54	1	1	–	–	237614-3	..Skruv	..Screw				1240
55	1	1	–	–	237475-9	.Fjäder	.Spring				1260
56	1	1	–	–	237630-9	.Bränslenål	.Jet needle		2		1280
57	1	1	–	–	237405-6	.Fjäder	.Spring				1300
58	1	1	–	–	237615-0	.Styrning	.Guide				1320
59	1	1	–	–	237144-1	.Dämpare	.Damper				1340
60	1	1	–	–	190349-1	.Packning	.Packing	S			1360
61	1	1	–	–	237084-9	.Skruv	.Screw				1380

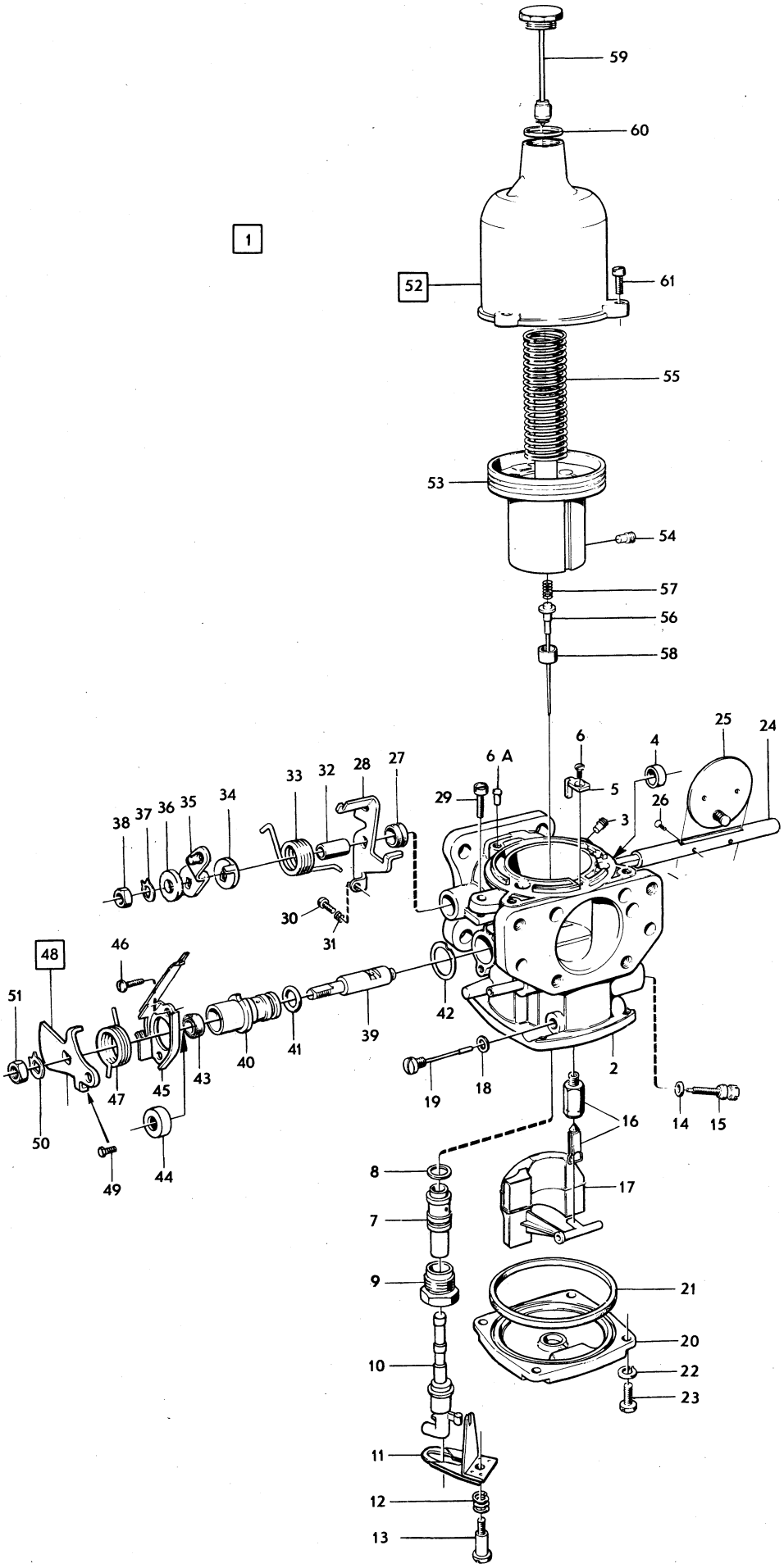

VOLVO PARTS
1023 12933

Sida Page	Grupp Group	Förgasare	Carburetter	Illustration	0920
82	2c			12933 1980–04	

Pos. Fig.	Antal/Quantity 237 455	237 627			Artikel nr Part No	Benämning	Description	Sats Kit	B P S R	Anmärkning Notes	
	–	–	–	–	276307-6	Reparationssats	Repair kit		1		1400

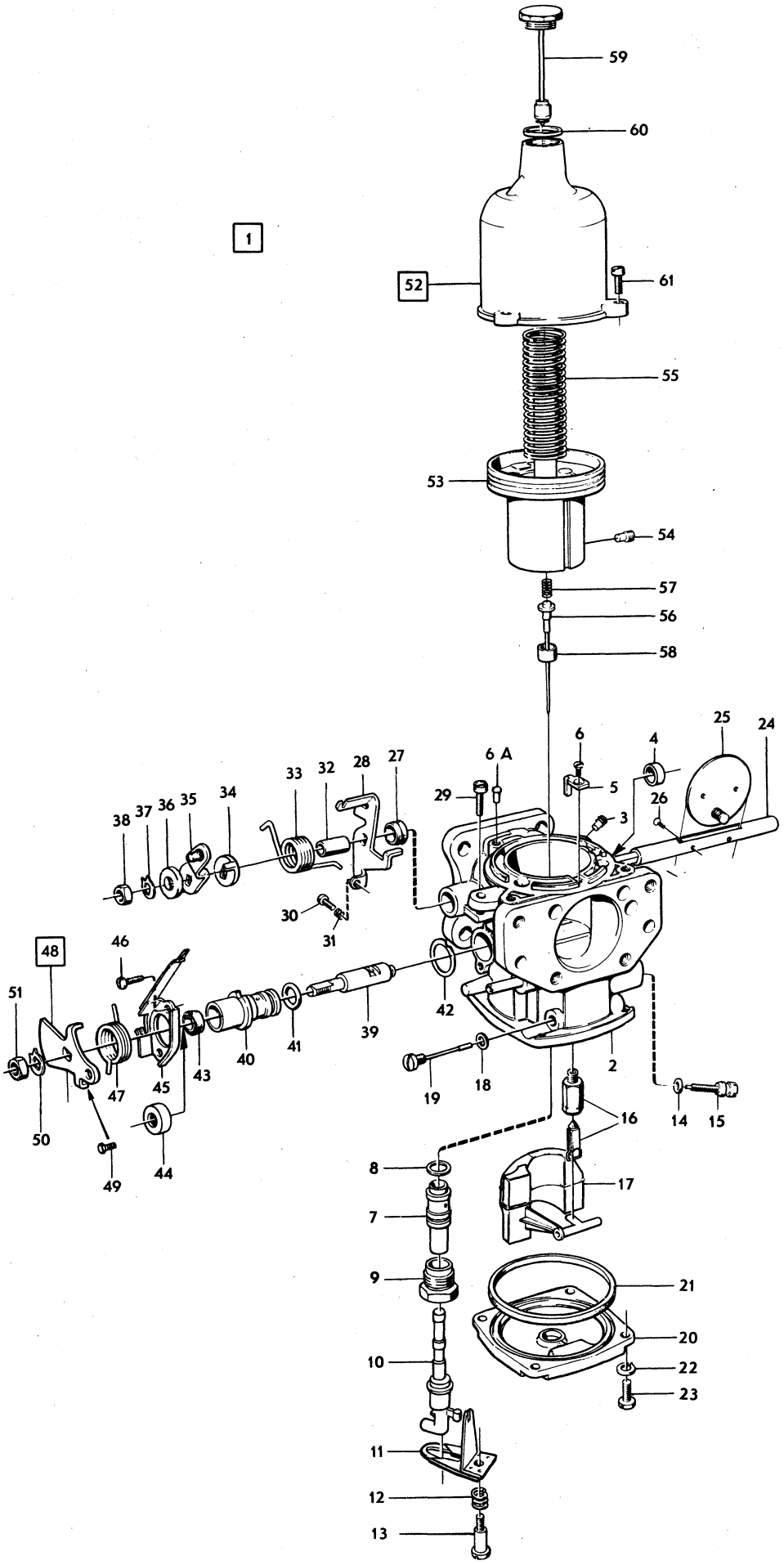

VOLVO PARTS
1023 12933

Sida Page	Grupp Group	Ventilationsanordning	Ventilation unit	Illustration	0950
84	2c			10401 1980–04	

Pos. Fig.	Antal/Quantity				Artikel nr Part No	Benämning	Description	Sats Kit	B P S R	Anmärkning Notes	
1	–	–	–	–		Ventil med monterings– .. detaljer	Valve with installation– .... components		8		1010 1020
2	1	–	–	–	460331-2	.Ventil	.Valve				1030
3	1	–	–	–		..Reglerstång	..Control rod		8		1040
4	1	–	–	–	419905-5	..Gummitätning	..Rubber seal				1050
5	2	–	–	–	16948-2	.Nit	.Rivet				1060
6	3	–	–	–	419864-4	.Slanganslutning	.Hose adepter pipe				1070
7	2	–	–	–	955891-7	.Bricka	.Washer				1080
8	65MM	–	–	–	192034-7	.Slang	.Hose				1090
9	235	–	–	–	192034-7	.Slang	.Hose				1100
10	2	–	–	–	419865-1	.Slanganslutning	.Hose adepter pipe		4		1110
11	2	–	–	–		.Bricka	.Washer			SE SIDA 86, 1-F23	1120
12	1	–	–	–	955778-6	.Mutter	.Nut				1130
13	1	–	–	–	460104-3	.Ventilreglage	.Valve conrol				1140
14	1	–	–	–	419871-9	.Distansbricka	.Spacer washer				1150
15	1	–	–	–	419872-7	.Skruv	.Screw				1160
16	1	–	–	–	192292-1	.Bricka	.Washer				1170

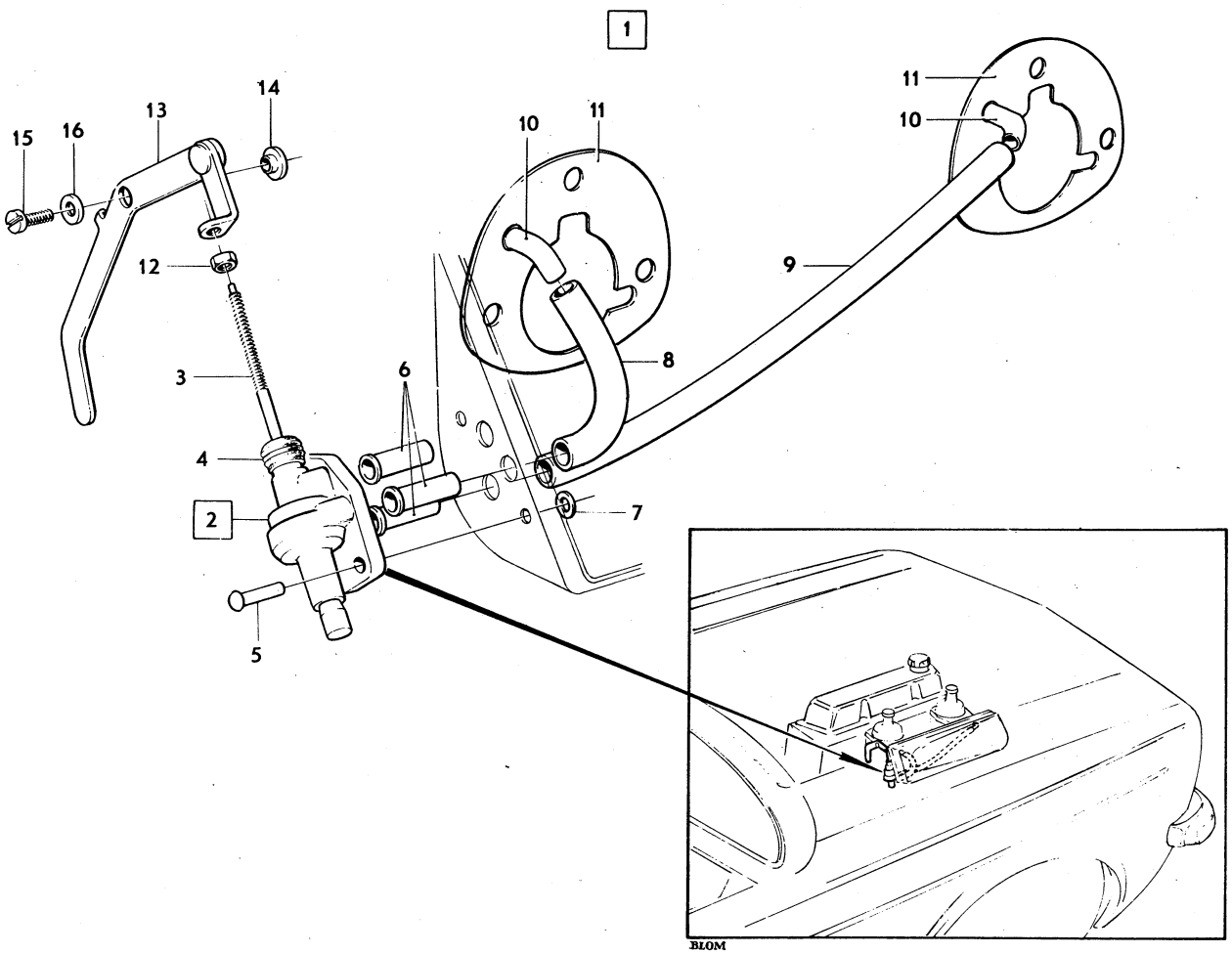

VOLVO PARTS
1 023 10 401

Sida Page	Grupp Group	Luftfilter förgasarmotor	Air filter carburetter engine	Illustration 13488 1980–04	1000
86	2c				

Pos. Fig.	Antal/Quantity B20A	B20B SU	B20B ZS		Artikel nr Part No	Benämning	Description	Sats Kit	B P S R	Anmärkning Notes	
1	1	–	–	–	460406-2	Luftfilter	Air filter			5) (687147)	1010
	1	–	–	–	460406-2	Luftfilter	Air filter			6) ZS. EXCL EEC	1020
	1	–	–	–	462853-3	Luftfilter	Air filter		1	6) SU. EXCL EEC	1025
	1	–	–	–	684663-8	Luftfilter	Air filter			TAXI	1030
2	1	–	–	–	684730-5	Plugg	Plug			5)	1040
	1	–	–	–	684730-5	Plugg	Plug			6) EXCL EEC	1050
3	3	–	–	–	943758-3	Skruv	Screw			5)	1060
	3	–	–	–	943758-3	Skruv	Screw			6) ZS. EXCL EEC	1070
	4	–	–	–	943758-3	Skruv	Screw			6) SU. EXCL EEC	1071
4	3	–	–	–	941907-8	Fjädrande bricka	Resilient washer			5)	1080
	3	–	–	–	941907-8	Fjädrande bricka	Resilient washer			6) ZS. EXCL EEC	1090
	4	–	–	–	941907-8	Fjädrande bricka	Resilient washer			6) SU. EXCL EEC	1
5	1	–	–	–	680642-6	Packning	Gasket			5) EXCL TAXI	1100
	1	–	–	–	680642-6	Packning	Gasket			6) ZS. EXCL EEC,	1110
										EXCL TAXI.	1111
	1	–	–	–	684812-1	Packning	Gasket			6) SU. EXCL EEC,	1115
										EXCL TAXI.	1116
	1	–	–	–	677607-4	Packning	Gasket			TAXI	0
6	1	–	–	–	462732-9	Filterhus, underdel	Filter housing, lower			6) ZS EEC	1130
	1	–	–	–	462851-7	Filterhus, underdel	Filter housing, lower		4	6) SU EEC	1131
7	4	–	–	–	679623-9	.Klammer	.Clip				1140
8	4	–	–	–	673792-8	.Klammerlås	.Lock				1150
9	3	–	–	–	955523-6	Skruv	Screw			6) ZS EEC	1160
	4	–	–	–	955523-6	Skruv	Screw			6) SU EEC	1161
10	3	–	–	–	941907-8	Fjädrande bricka	Resilient washer			6) ZS EEC	1170
	4	–	–	–	941907-8	Fjädrande bricka	Resilient washer			6) SU EEC	1171
11	1	–	–	–	680642-6	Packning	Gasket			6) ZS EEC	1180
	1	–	–	–	684812-1	Packning	Gasket			6) SU EEC	1181
11a	1	–	–	–	683718-1	Bricka	Washer			6) ZS EEC	1185
	1	–	–	–	462871-5	Bricka	Washer		2	6) SU EEC	1186
12	1	–	–	–	679658-5	Insats	Insert			6) EEC	1190
13	1	–	–	–	680743-2	Filterhus, överdel	Filter housing, upper			6) EEC	1200
14	–	1	–	–	686181-9	Filterhus, underdel	Filter housing, lower				1210
	–	–	1	–	683719-9	Filterhus, underdel	Filter housing, lower				1220
15	–	4	–	–	679623-9	.Klammer	.Clip				1230
	–	–	4	–	683335-4	.Klammer	.Clip				1240
16	–	4	4	–	673792-8	.Klammerlås	.Lock				1250
17	–	1	–	–	679658-5	Insats	Insert				1260
	–	–	1	–	681609-4	Insats	Insert				0
18	–	1	–	–	680743-2	Filterhus, överdel	Filter housing, upper				1280
	–	–	1	–	681607-8	Filterhus, överdel	Filter housing, upper				1290
19	–	1	–	–	684869-1	Bricka	Washer				1300
	–	–	1	–	683718-1	Bricka	Washer				1310
20	–	2	–	–	684812-1	Packning	Gasket				1320
	–	–	2	–	680642-6	Packning	Gasket				0
21	–	6	6	–	955523-6	Skruv	Screw				1340
22	–	6	6	–	941907-8	Fjädrande bricka	Resilient washer				1350
23	1	–	–	–	684576-2	Slang	Hose			5) MLF EXCL TAXI	1360
	1	–	–	–	684576-2	Slang	Hose			6) MLF EXCL EEC	1370
										EXCL TAXI	1380
	1	–	–	–	673648-2	Gummiböj	Rubber elbow			6) MLF EEC	1390
	1	–	–	–	673648-2	Gummiböj	Rubber elbow			MLF TAXI	1400
	–	1	1	–	673648-2	Gummiböj	Rubber elbow			MLF	1410
24	1	1	1	–	684042-5	Spjällhus	Shutter housing			MLF	1420
x 25	2	2	2	–	943481-2	Slangklammer	Hose clamp			MLF	1430
										(951798)	1431
26	1	–	–	–	944407-6	Slang	Hose			5) MLF, VST	1440
	1	–	–	–	944407-6	Slang	Hose			6) MLF VST. EXCL EEC	1450
	–	1	1	–	944407-6	Slang	Hose			MLF VST	1460

5. 142 CH–393949. 144 CH–427999. 145 CH–210049.
6. 142 CH 393950–. 144 CH 428000–. 145 CH 210050–.

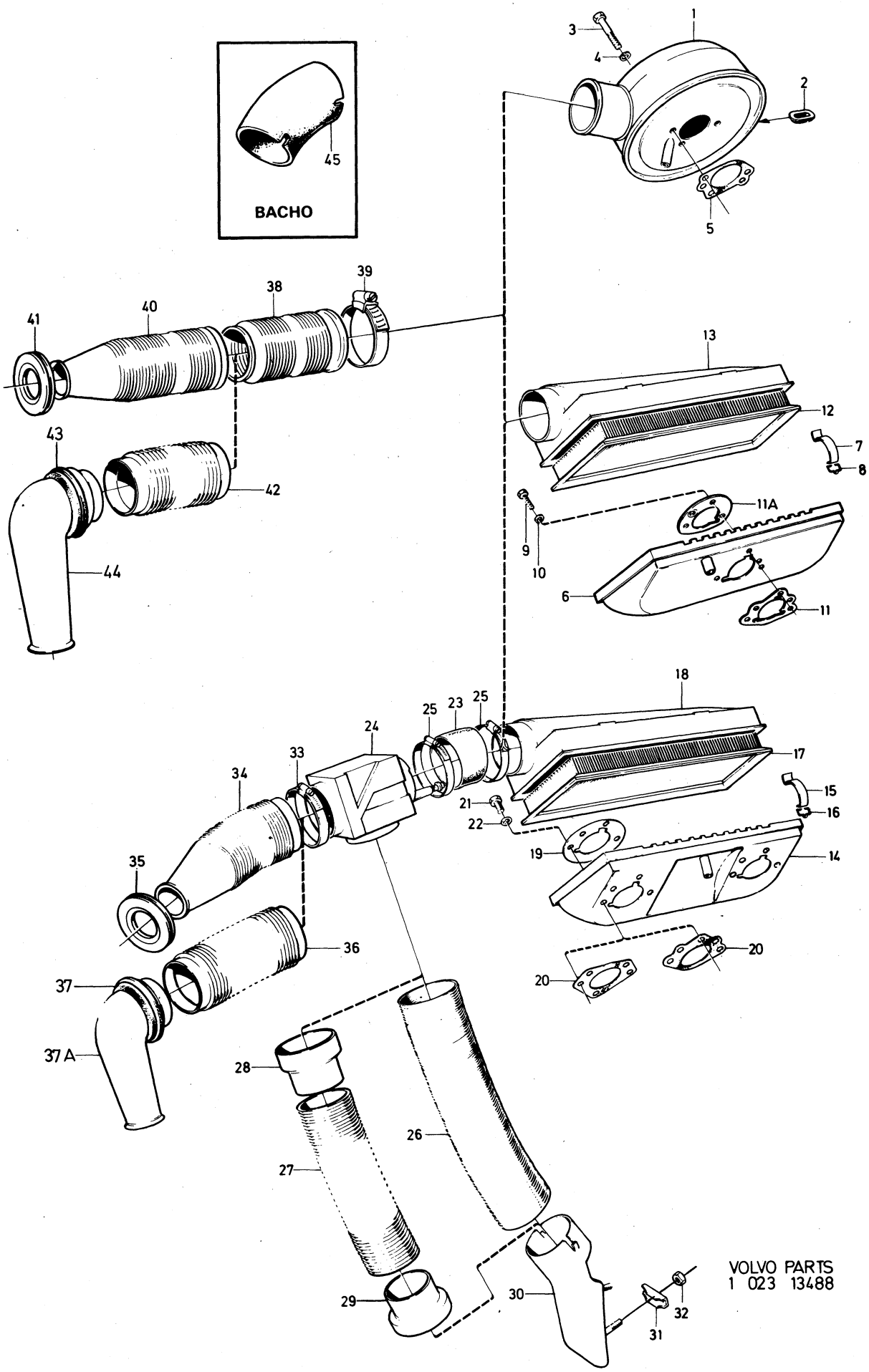

VOLVO PARTS
1 023 13488

Sida Page	Grupp Group	Luftfilter förgasarmotor	Air filter carburetter engine	Illustration 13488 1980–04	1000
88	2c				

	Pos. Fig.	Antal/Quantity B20A	B20B SU	B20B ZS		Artikel nr Part No	Benämning	Description	Sats Kit	BPSR	Anmärkning Notes	
		1	–	–	–	944409-2	Slang	Hose			5) MLF HST	1470
		1	–	–	–	944409-2	Slang	Hose			6) MLF HST. EXCL EEC	1480
		–	1	1	–	944409-2	Slang	Hose			MLF HST	1490
x	27	1	–	–	–	947283-8	Slang	Hose			6) MLF VST EEC	1500
											(946939)	1501
x		1	–	–	–	946842-2	Slang	Hose			6) MLF HST EEC	1510
											(947051)	1511
	28	1	–	–	–	462734-5	Förminskningsmuff	Reducer sleeve			6) MLF EEC	1520
	29	1	–	–	–	462735-2	Förminskningsmuff	Reducer sleeve			6) MLF EEC	1530
	30	1	1	1	–	419704-2	Förvärmningsplåt	Pre heating plate			MLF VST	2010
		1	1	1	–	460051-6	Förvärmningsplåt	Pre heating plate			MLF HST	[illegible]
	31	2	2	2	–	419712-5	Bygel	Brace			MLF VST	[illegible]
		1	1	1	–	419712-5	Bygel	Brace			MLF HST	2040
	32	2	2	2	–	955825-5	Mutter	Nut			MLF VST	2050
		1	1	1	–	955825-5	Mutter	Nut			MLF HST	2060
x	33	1	1	1	–	943480-4	Slangklammer	Hose clamp		3	MLF	2070
											(951797)	[illegible]
x	34	1	1	1	–	684040-9	Luftintag	Air intake			5) MLF	[illegible]
											(684041)	2081
	35	1	1	1	–	341159-2	Bussning	Bushing			5) MLF	2090
	36	1	1	1	–	460901-2	Slang	Hose			6) MLF	2100
	37	1	1	1	–	682041-9	Bussning	Bushing			6) MLF	2110
	37a	1	1	1	–	460887-3	Luftintag	Air intake			6, 17) MLF.	2115
											ERS AV 462848–3	2116
		1	1	1	–	462848-3	Luftintag	Air intake		4	18) MLF	2117
	38	1	1	1	–	460435-1	Slang	Hose			ULF	2120
x	39	1	1	1	–	943480-4	Slangklammer	Hose clamp		3	ULF	2130
											(951797)	2131
x	40	1	1	1	–	684040-9	Luftintag	Air intake			5) ULF	2140
											(684041)	2141
	41	1	1	1	–	341159-2	Bussning	Bushing			5) ULF	2150
	42	1	1	1	–	460901-2	Slang	Hose			6) ULF	2160
	43	1	1	1	–	682041-9	Bussning	Bushing			6) ULF	2170
	44	1	1	1	–	460887-3	Luftintag	Air intake			6, 17) ULF.	2180
											ERS AV 462848–3	2190
		1	1	1	–	462848-3	Luftintag	Air intake		4	18) ULF	2200
	45	1	1	1	–	1211001-1	Plastböj	Plastic elbow			BACHO	2210

5. 142 CH–393949. 144 CH–427999. 145 CH–210049.
6. 142 CH 393950–. 144 CH 428000–. 145 CH 210050–.
17. 142 CH –435595, 144 CH –483864, 145 CH –244715.
18. 142 CH 435596–, 144 CH 483865–, 145 CH 244716–.

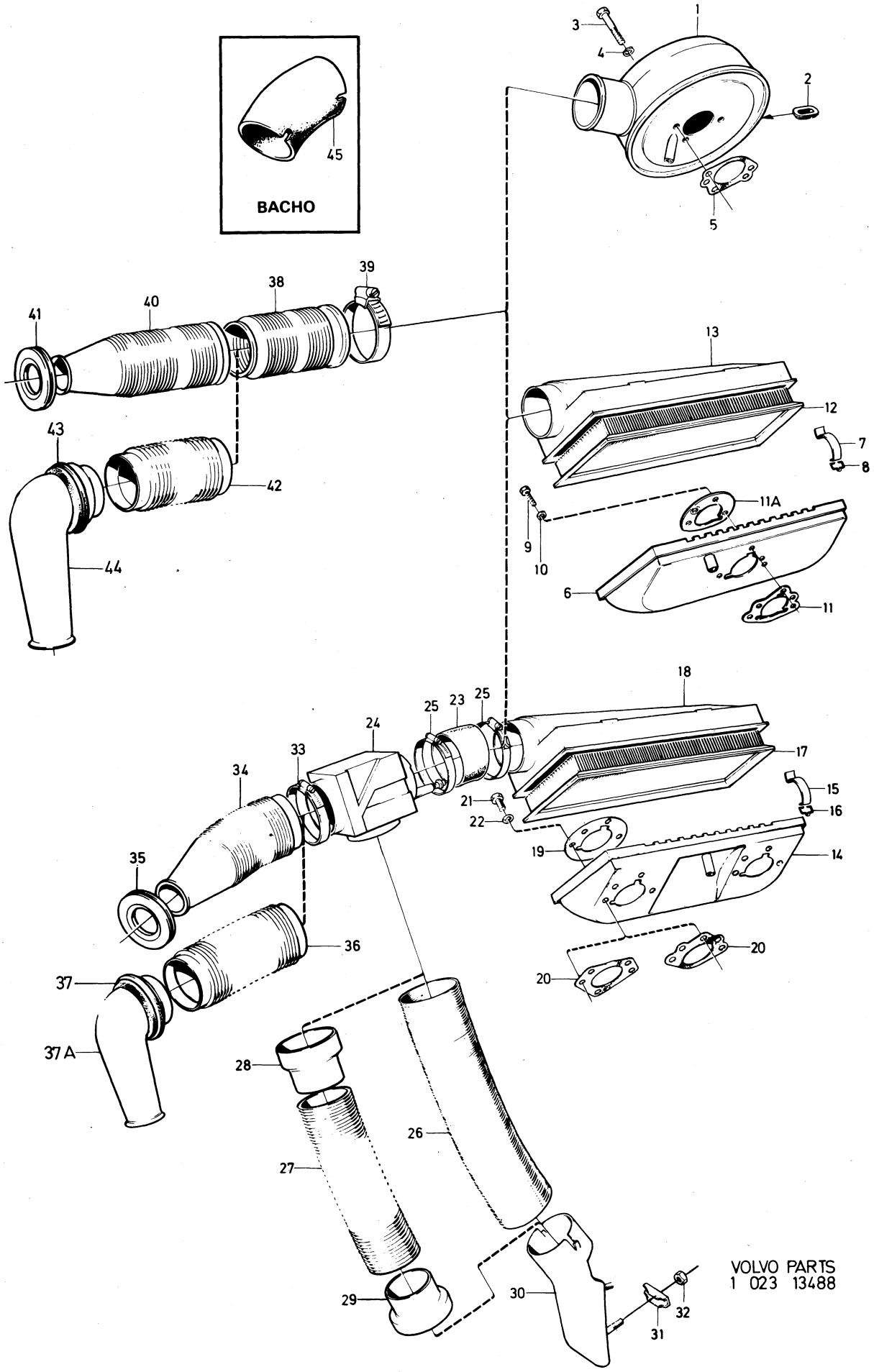
BACHO
1
2
3
4
5
6
7
8
9
10
11
11A
12
13
14
15
16
17
18
19
20
20
21
22
23
24
25
25
26
27
28
29
30
31
32
33
34
35
36
37
37 A
38
39
40
41
42
43
44
45
VOLVO PARTS
1 023 13488

Sida Page	Grupp Group	Luftfilter, insprutningsmotor	Air filter fuel injection engine	Illustration 13489 1980–04	1050
90	2c				

	Pos. Fig.	Antal/Quantity				Artikel nr Part No	Benämning	Description	Sats Kit	B P S R	Anmärkning Notes	
	1	1	–	–	–	460944-2	Luftfilter	Air filter			(684859)	1010
	2	1	–	–	–	955523-6	Skruv	Screw			5) TID UTF	1020
		1	–	–	–	942624-8	Flänsskruv	Flange bolt			5) SEN UTF	1030
	2a	1	–	–	–	960141-0	Bricka	Washer			5) TID UTF	1040
	3	1	–	–	–	682043-5	Slang	Hose			5)	1050
x	4	3	–	–	–	943480-4	Slangklammer	Hose clamp		3	5)	1060
											(951797)	1061
	5	1	–	–	–		Luftintag, rak	Air intake, straight			ERS AV 460788–3	1070
		1	–	–	–	460788-3	Luftintag, böjd	Air intake, curved			5)	1075
	6	1	–	–	–	341159-2	Bussning	Bushing			5)	1080
x	7	1	–	–	–	462965-5	Luftfilter	Air filter		1	6)	[illegible]
											(460883)	1095
	8	1	–	–	–	460886-5	.Filterinsats	.Filter insert				1100
	9	2	–	–	–	946868-7	.Fjädermutter	.Spring nut				1110
	10	2	–	–	–	945870-4	Skruv	Screw			6)	1120
	11	2	–	–	–	955894-1	Bricka	Washer			6)	1130
	12	1	–	–	–	682041-9	Bussning	Bushing			6)	[illegible]
	13	1	–	–	–	460887-3	Luftintag	Air intake			6, 17) VXL M41, EXCL	1140
											USA. VXL M40,BW35,	1141
											EXCL CALIF.	1142
											ERS AV 462848–3.	1143
		1	–	–	–	462848-3	Luftintag	Air intake		4	18) VXL M41, EXCL USA.	1145
											VXL M40,BW35, EXCL	1146
											CALIF.	1147
		1	–	–	–	462722-0	Luftintag	Air intake			6) USA VXL M41.	1150
											CALIF VXL M40,M41.	1151
		1	–	–	–	462660-2	Luftintag	Air intake			6) CALIF VXL BW35	1155
	14	1	–	–	–	947066-7	Klamma	Clamp			6)	1160
	15	1	–	–	–		Skruv	Screw			6)	1170
											SE SIDA 34, 1-D19	1180

5. 142 CH–393949. 144 CH–427999. 145 CH–210049.
6. 142 CH 393950–. 144 CH 428000–. 145 CH 210050–.
17. 142 CH –435595, 144 CH –483864, 145 CH –244715.
18. 142 CH 435596–, 144 CH 483865–, 145 CH 244716–.

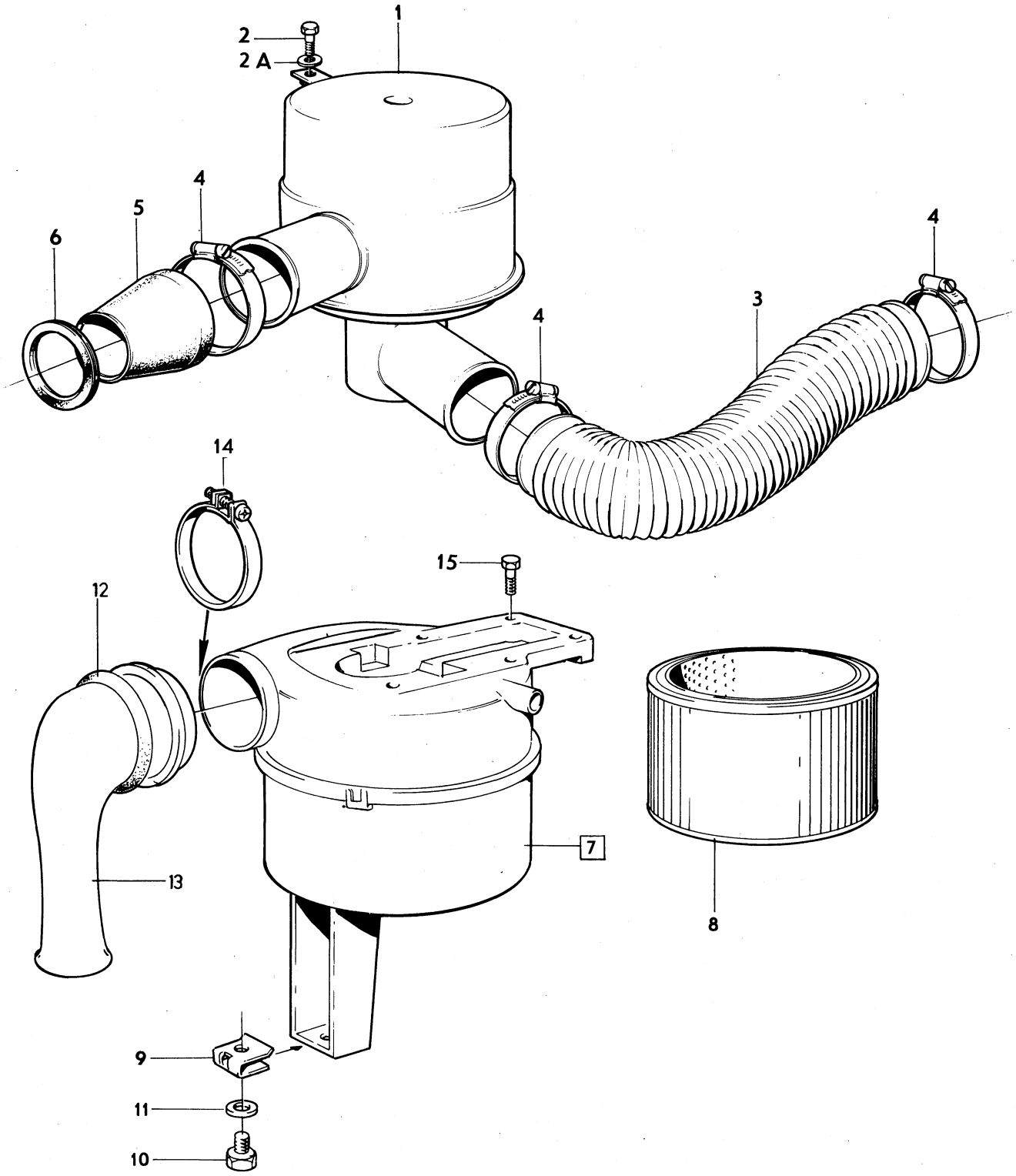

VOLVO PARTS
1 023 13489

Sida Page	Grupp Group	Bränslepump	Fuel pump	Illustration	1100
92	2c	B20 förgasarmotor	B20 carburetter engine	10947 1980–04	

Pos. Fig.	Antal/Quantity				Artikel nr Part No	Benämning	Description	Sats Kit	B P S R	Anmärkning Notes	
1	1	–	–	–	460497-1	Bränslepump	Fuel pump		2	ALT 1. MÄRKT SEV.	1010
2	1	–	–	–	276305-0	Reparationssats	Repair kit				1030
3	1	–	–	–		.Filter	.Filter	S			1040
4	1	–	–	–		.Fjäder	.Spring	S			1050
5	1	–	–	–		.Bälg	.Bellows	S			1060
6	1	–	–	–		.Packning	.Packing	S			1070
7	2	–	–	–		.Skruv	.Screw	S			1080
8	2	–	–	–		.Bricka	.Washer	S			1090
9	–	–	–	–	460429-4	Bensinpump	Fuel pump			ALT 2. MÄRKT APG.	1100
										ERS AV 1 ST 460497–1	1105
10	1	–	–	–	276303-5	Reparationssats	Repair kit				[illegible]
11	1	–	–	–		.Filter	.Filter	S			1120
12	1	–	–	–	1218627-6	.Packning	.Packing	S	1		1130
13	1	–	–	–		.Lock	.Cover	S			1140
14	1	–	–	–		.Skruv	.Screw	S			1150
15	1	–	–	–		.Packning	.Packing	S			1160

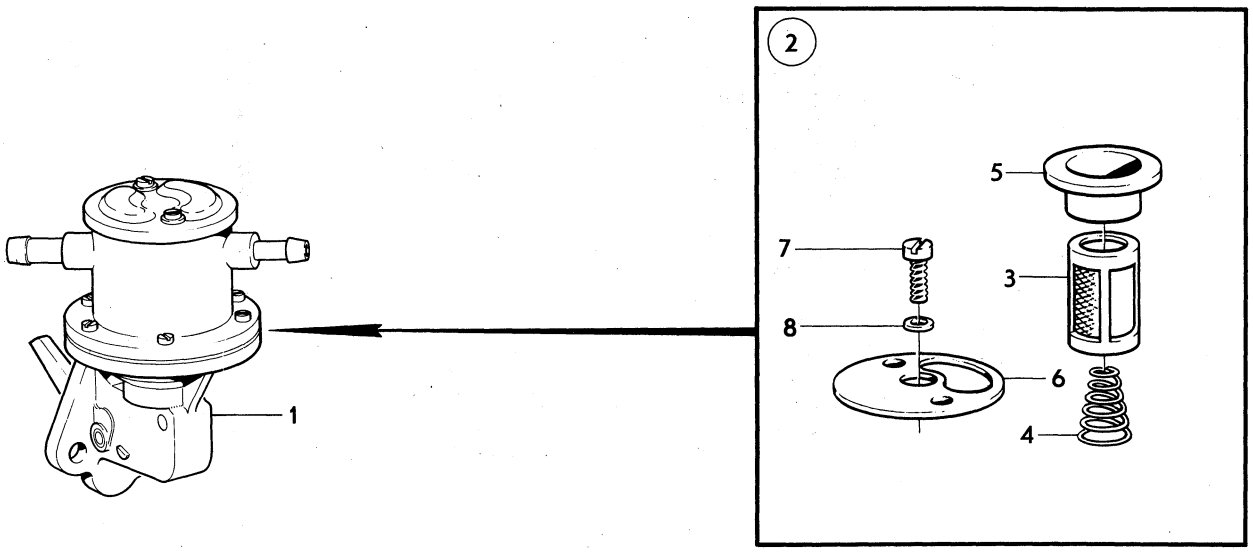

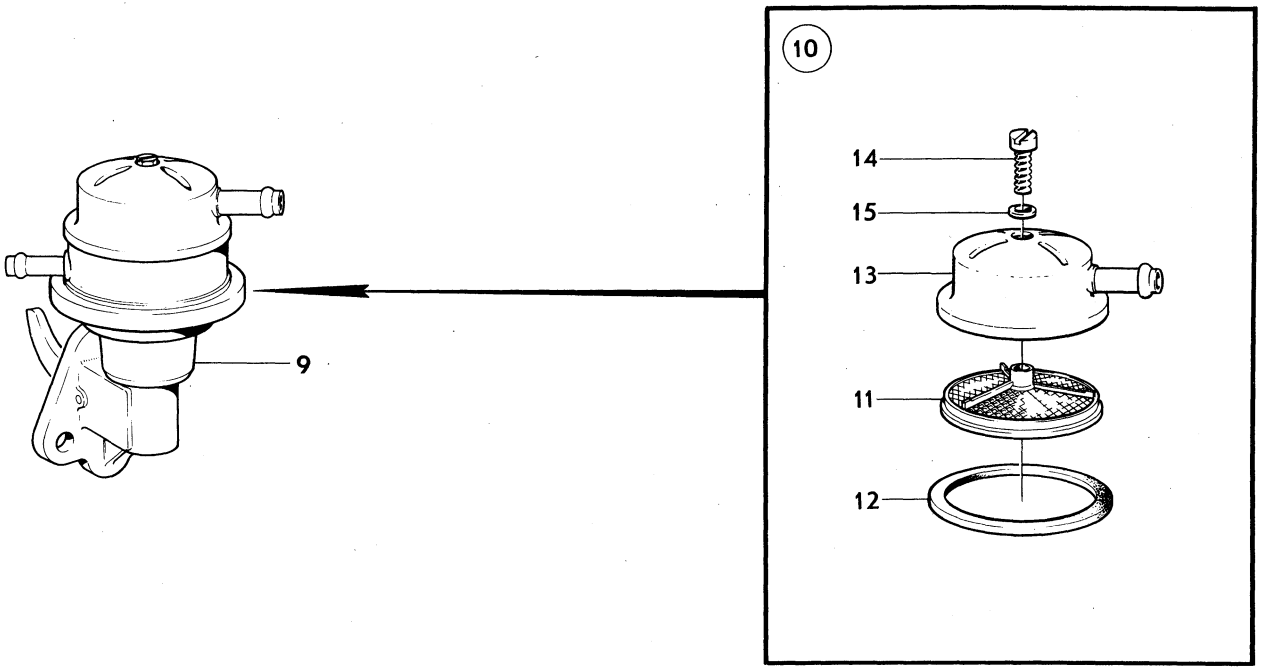

VOLVO PARTS
1 023 10947

Sida Page	Grupp Group	Avgassystem, förgasarmotor 5) tid utf	Exhaust system, carburetter engine 5) early production	Illustration 10403 1980–04	1150
94	2c				

	Pos. Fig.	Antal/Quantity				Artikel nr Part No	Benämning	Description	Sats Kit	B P S R	Anmärkning Notes	
	1	1	–	–	–	681318-2	Utblåsningsrör	Exhaust pipe	S		URA	1010
		1	–	–	–	460897-2	Utblåsningsrör	Exhaust pipe			MRA	1015
	2	1	–	–	–	671822-5	Packning	Gasket	S			1020
	3	3	–	–	–	953259-9	Pinnskruv	Stud				1030
	4	3	–	–	–	191894-5	Mutter	Nut	S			1040
	5	1	–	–	–	676611-7	Konsol	Bracket				1050
	6	1	–	–	–	1206519-9	Klammer	Clamp	S	6	ERS AV 1 ST 1219570–7,	1060
											1 ST 1219571–5	1061
	7	1	–	–	–	955513-7	Skruv	Screw	S			1070
	8	1	–	–	–	955893-3	Bricka	Washer	S			1080
	9	1	–	–	–	955825-5	Mutter	Nut	S			[illegible]
x	10	1	–	–	–	949228-1	Klammer	Clamp	S	1	(942721)	1100
	11	1	–	–	–	940136-5	Skruv	Screw	S			1110
	12	2	–	–	–	120265-4	Bricka	Washer	S			1120
	13	1	–	–	–	955826-3	Mutter	Nut	S			1130
	14	1	–	–	–	679429-1	Ljuddämpare	Silencer	S			1140
	15	2	–	–	–	666408-0	Hållare	Retainer				[illegible]
	16	2	–	–	–	942624-8	Skruv	Screw				[illegible]
	17	2	–	–	–	666407-2	Gummiring	Rubber ring	S			1170
	18	1	–	–	–	667516-9	Gummiknapp	Rubber button				1180
	19	1	–	–	–	684590-3	Utblåsningsrör	Exhaust pipe	S			1190
x	20	2	–	–	–	949241-4	Klammer	Clamp	S	1	(192204)	1200
	21	2	–	–	–	940136-5	Skruv	Screw	S			1210
	22	4	–	–	–	120265-4	Bricka	Washer	S			1220
	23	2	–	–	–	955826-3	Mutter	Nut	S			1230
	24	1	–	–	–	679437-4	Ljuddämpare	Silencer	S			1240
	25	1	–	–	–		Konsol	Bracket			SE GRUPP 8	1250
	26	2	–	–	–	666407-2	Gummiring	Rubber ring	S			1260
	27	1	–	–	–	676018-5	Klammer	Clamp	S			1270
	28	1	–	–	–	955525-1	Skruv	Screw	S			1280
	29	1	–	–	–	955894-1	Bricka	Washer	S			1290
	30	1	–	–	–	955949-3	Låsbricka	Lock washer	S			1300
	31	1	–	–	–	955826-3	Mutter	Nut	S			1310
	32	1	–	–	–	684591-1	Utblåsningsrör	Exhaust pipe	S			1320
x	33	1	–	–	–	949241-4	Klammer	Clamp	S	1	(192204)	1340
	34	1	–	–	–	940136-5	Skruv	Screw	S			1350
	35	2	–	–	–	120265-4	Bricka	Washer	S			1360
	36	1	–	–	–	955826-3	Mutter	Nut	S			[illegible]
	37	1	–	–	–	682669-7	Konsol	Bracket				[illegible]
	38	2	–	–	–	942624-8	Skruv	Screw				1390
	39	1	–	–	–	955894-1	Bricka	Washer				1400
	40	2	–	–	–	676184-5	Gummiring	Rubber ring	S			1410
	41	1	–	–	–	678655-2	Klammer	Clamp	S			1420
	42	1	–	–	–	940135-7	Skruv	Screw	S			[illegible]
	43	1	–	–	–	955826-3	Mutter	Nut	S			[illegible]
	44	1	–	–	–	688109-8	Gummiknapp	Rubber button				1450
		1	–	–	–	273324-4	Sats för byte av	Exhaust system				1460
							avgassystem, kmpl	replacement kit, cpl			URA	1461
		1	–	–	–	273018-2	.Monteringssats	.Installation kit			URA, MRA	1470

5. 142 CH–393949. 144 CH–427999. 145 CH–210049.

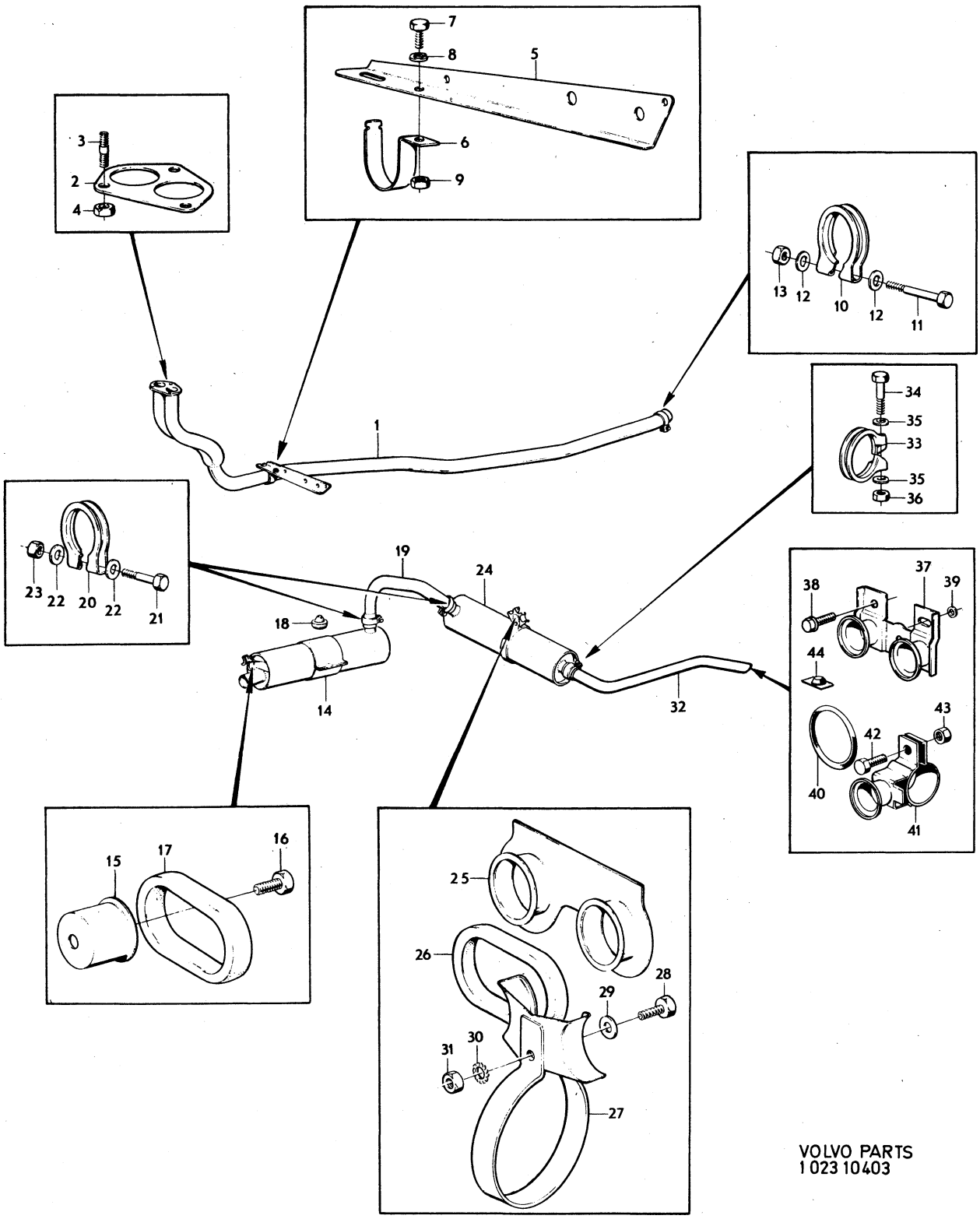

VOLVO PARTS
1 023 10403

Sida Page	Grupp Group	Avgassystem, förgasarmotor 6) sen utf	Exhaust system, carburetter engine 6) late production	Illustration 12163 1980–04	1200
96	2c				

	Pos. Fig.	Antal/Quantity				Artikel nr Part No	Benämning	Description	Sats Kit	B P S R	Anmärkning Notes	
	1	1	–	–	–	681318-2	Utblåsningsrör	Exhaust pipe			URA	0020
		1	–	–	–	460897-2	Utblåsningsrör	Exhaust pipe			MRA	0040
	2	1	–	–	–	671822-5	Packning	Packing	S			0060
	3	3	–	–	–	953259-9	Pinnskruv	Stud				0080
	4	3	–	–	–	191894-5	Mutter	Nut	S			0100
	5	1	–	–	–	676611-7	Konsol	Bracket				0120
	6	1	–	–	–	1206519-9	Klammer	Clamp	S	6	ERS AV 1 ST 1219570–1,	0140
											1 ST 1219571–5	0160
	7	1	–	–	–	955513-7	Skruv	Screw	S			0180
	8	1	–	–	–	955893-3	Bricka	Washer	S			0200
	9	1	–	–	–	955825-5	Mutter	Nut	S			[illegible]
x	10	1	–	–	–	949228-1	Klammer	Clamp	S	1	(942721)	0240
	11	1	–	–	–	940136-5	Skruv	Screw	S			0260
	12	2	–	–	–	120265-4	Bricka	Washer	S			0280
	13	1	–	–	–	955826-3	Mutter	Nut	S			0300
	14	1	–	–	–	679429-1	Ljuddämpare	Silencer				0320
	15	2	–	–	–	666408-0	Hållare	Retainer				[illegible]
	16	2	–	–	–	942624-8	Skruv	Screw				[illegible]
	17	2	–	–	–	666407-2	Gummiring	Rubber ring	S			0380
	18	1	–	–	–	667516-9	Gummiknapp	Rubber button				0400
	19	1	–	–	–	460965-7	Utblåsningsrör	Exhaust pipe			STD	0420
x		1	–	–	–	1218625-0	Utblåsningsrör,	Exhaust pipe,	S	1	RESERVDELSUTFÖRANDE	0440
							aluminiserat	aluminized			REPLACEMENT UNIT	0460
x	20	1	–	–	–	949241-4	Klammer	Clamp		1	(192204)	0480
	21	1	–	–	–	940136-5	Skruv	Screw	S			0500
	22	2	–	–	–	120265-4	Bricka	Washer	S			0520
	23	1	–	–	–	955826-3	Mutter	Nut	S			0540
	24	1	–	–	–	460981-4	Ljuddämpare	Silencer		6	STD.	0560
											ERS AV 1 ST 1218625–0,	0580
											1 ST 1219276–1,	0600
											1 ST 1219765–3,	0620
											2 ST 1228280–2	0640
x		1	–	–	–	1219276-1	Ljuddämpare,	Silencer,		1	RESERVDELSUTFÖRANDE	0660
							aluminiserad	aluminized			REPLACEMENT UNIT	0680
	25	1	–	–	–	460964-0	Utblåsningsrör	Exhaust pipe			STD	0700
x		1	–	–	–	1219765-3	Utblåsningsrör,	Exhaust pipe	S	1	RESERVDELSUTFÖRANDE	0720
							aluminiserat	aluminized			REPLACEMENT UNIT	0740
x	26	2	–	–	–	949228-1	Klammer	Clamp	S	1	(942271)	[illegible]
	27	2	–	–	–	940136-5	Skruv	Screw	S			[illegible]
	28	4	–	–	–	120265-4	Bricka	Washer	S			0800
	29	2	–	–	–	955826-3	Mutter	Nut	S			0820
	30	2	–	–	–	1206468-9	Hänke	Shackle	S			0840
	31	2	–	–	–	1206855-7	Konsol	Bracket			STD	0860
x		2	–	–	–	1228280-2	Tappskruv	Screw	S	2	RESERVDELSUTFÖRANDE	[illegible]
											REPLACEMENT UNIT	[illegible]
	32	2	–	–	–	955315-7	Skruv	Screw				0920
	33	4	–	–	–	960148-5	Bricka	Washer				0940
	34	4	–	–	–	955783-6	Mutter	Nut				0960
x	35	2	–	–	–	1202596-1	Fäste	Attachment		5	(1203374)	0980
	35a	2	–	–	–	945409-1	Mutter	Nut				1000
		1	–	–	–	273401-0	Monteringssats	Installation kit		1		1020
x		1	–	–	–	273646-0	Sats, avgassystem	Kit, exhaust system		1		1040
							kompl med monterings–	cpl with installation				1060
							detaljer, utan	components, without				1080
							främre rör	front exhaust pipe				1100

6. 142 CH 393950–. 144 CH 428000–. 145 CH 210050–.

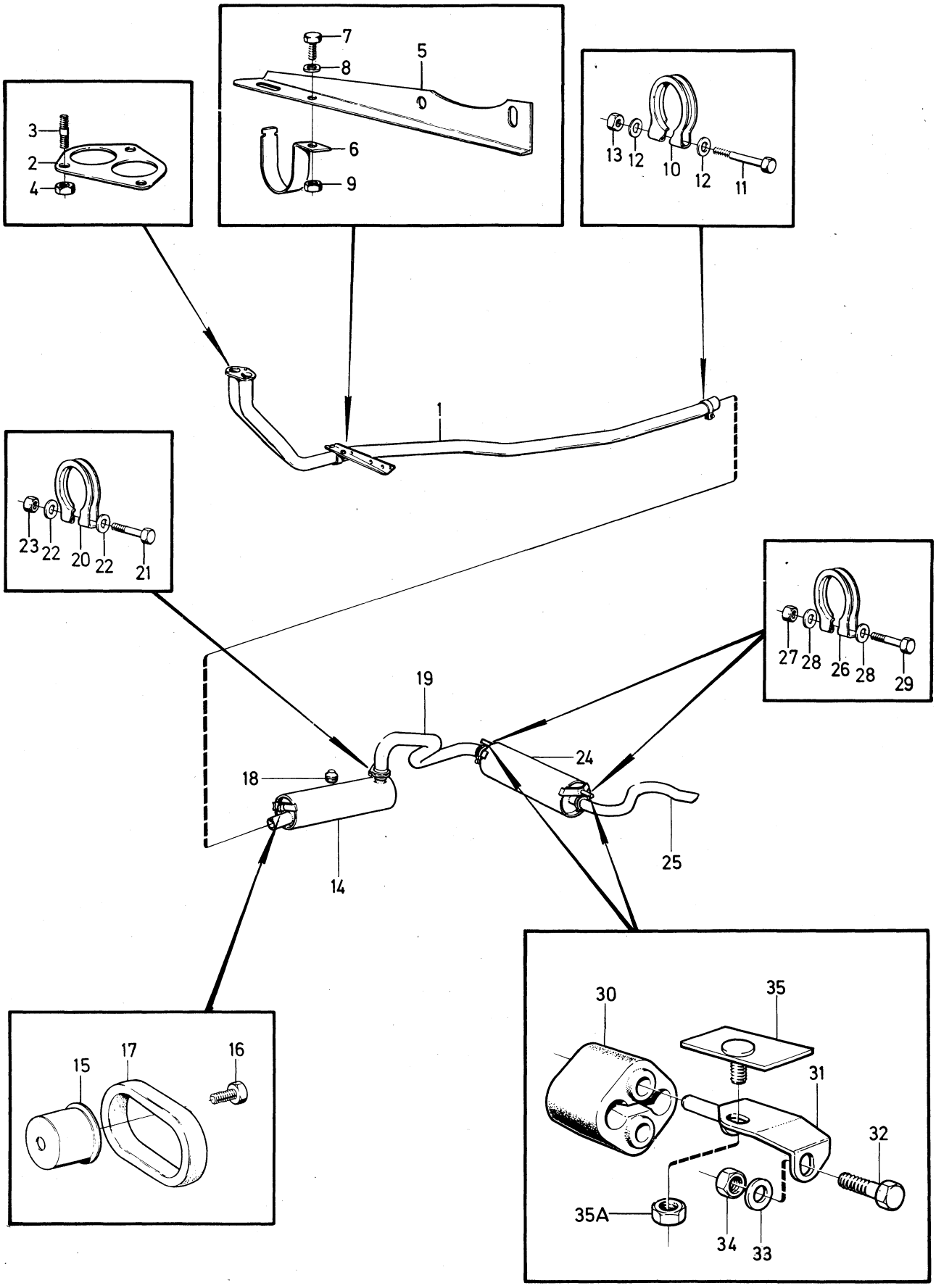

VOLVO PARTS
1 023 12163

Sida Page	Grupp Group	Avgassystem	Exhaust system	Illustration	1250
		insprutningsmotor	fuel injection engine	10404	
98	2c	5) tid utf	5) early production	1980–04	

	Pos. Fig.	Antal/Quantity				Artikel nr Part No	Benämning	Description	Sats Kit	B P S R	Anmärkning Notes	
	1	1	–	–	–	684198-5	Utblåsningsrör, alt 1	Exhaust pipe, alt 1			URA. EXCL	1010
											VENV B20E–F M40,M41	1011
		1	–	–	–	460855-0	Utblåsningsrör, alt 2	Exhaust pipe, alt 2		5	MRA. ERS AV 1 ST	1020
											462570–3, 1 ST 946589–9,	1021
											1 ST 11996–6.	1022
		1	–	–	–	460796-6	Utblåsningsrör, alt 3	Exhaust pipe, alt 3			VENV B20E–F M40,M41	1030
	2	1	–	–	–	960630-2	Propp	Plug			URA	1040
	3	1	–	–	–	18671-8	Packning	Packing			URA	1050
	4	1	–	–	–	671822-5	Packning	Gasket				1060
	5	3	–	–	–	953259-9	Pinnskruv	Stud				1070
	6	3	–	–	–	191894-5	Mutter	Nut	S			[illegible]
	7	1	–	–	–	676611-7	Konsol	Bracket				1090
	8	1	–	–	–	1210321-4	Klammer	Clamp	S		ERS AV 1 ST 1219561–6,	1100
											1 ST 1219562–4	1101
	9	1	–	–	–	955513-7	Skruv	Screw	S			1110
	10	1	–	–	–	955893-3	Bricka	Washer	S			1120
	11	1	–	–	–	955825-5	Mutter	Nut	S			[illegible]
x	12	1	–	–	–	949230-7	Klammer	Clamp	S	1	(942996)	1140
	13	1	–	–	–	940136-5	Skruv	Screw	S			1150
	14	2	–	–	–	120265-4	Bricka	Washer	S			1160
	15	1	–	–	–	955826-3	Mutter	Nut	S			1170
	16	1	–	–	–	680598-0	Ljuddämpare	Silencer				1180
	17	2	–	–	–	666408-0	Hållare	Retainer				1190
	18	2	–	–	–	955523-6	Skruv	Screw			TID UTF	1200
		2	–	–	–	942624-8	Flänsskruv	Flange bolt			SEN UTF	1205
	19	2	–	–	–	955949-3	Låsbricka	Lock washer			TID UTF	1210
	20	2	–	–	–	666407-2	Gummiring	Rubber ring	S			1220
	21	1	–	–	–	667516-9	Gummiknapp	Rubber button				1230
	22	1	–	–	–	684592-9	Utblåsningsrör	Exhaust pipe				1240
x	23	2	–	–	–	949229-9	Klammer	Clamp	S	1	(942995)	1250
	24	2	–	–	–	940136-5	Skruv	Screw	S			1260
	25	4	–	–	–	120265-4	Bricka	Washer	S			1270
	26	2	–	–	–	955826-3	Mutter	Nut	S			1280
	27	1	–	–	–	679111-5	Ljuddämpare, alt 1	Silencer, alt 1			STD	1290
		1	–	–	–	460774-3	Ljuddämpare, alt 2	Silencer, alt 2			VENV B20E–F M40,M41	1300
	28	1	–	–	–		Konsol	Bracket			SE GRUPP 8	1320
	29	2	–	–	–	666407-2	Gummiring	Rubber ring	S			1330
	30	1	–	–	–	679113-1	Klammer	Clamp	S			[illegible]
	31	1	–	–	–	941841-9	Skruv	Screw	S			1350
	32	1	–	–	–	955894-1	Bricka	Washer	S			1360
	33	1	–	–	–	955949-3	Låsbricka	Lock washer	S			1370
	34	1	–	–	–	955826-3	Mutter	Nut	S			1380
	35	1	–	–	–	679115-6	Utblåsningsrör, alt 1	Exhaust pipe, alt 1		1	STD	1390
		1	–	–	–	460767-7	Utblåsningsrör, alt 2	Exhaust pipe, alt 2			VENV B20E–F M40,M41	[illegible]
x	36	1	–	–	–	949229-9	Klammer, alt 1	Clamp, alt 1	S	1	STD	1420
											(942995)	1421
x		1	–	–	–	949241-4	Klammer, alt 2	Clamp, alt 2		1	VENV B20E–F M40, M41	1430
											(192204)	1431
	37	1	–	–	–	940136-5	Skruv	Screw	S			1450
	38	2	–	–	–	120265-4	Bricka	Washer	S			1460
	39	1	–	–	–	955826-3	Mutter	Nut	S			1470
	40	1	–	–	–	679116-4	Klammer, alt 1	Clamp, alt 1	S		STD	1480
		1	–	–	–	678655-2	Klammer, alt 2	Clamp, alt 2			VENV B20E–F M40,M41	1490
	41	1	–	–	–	940135-7	Skruv	Screw	S			1510
	42	1	–	–	–	955826-3	Mutter	Nut	S			1520
	43	2	–	–	–	676184-5	Gummiring	Rubber ring	S			1530
		1	–	–	–	273109-9	Monteringssats	Installation kit			(273289)	1540

5. 142 CH–393949. 144 CH–427999. 145 CH–210049.

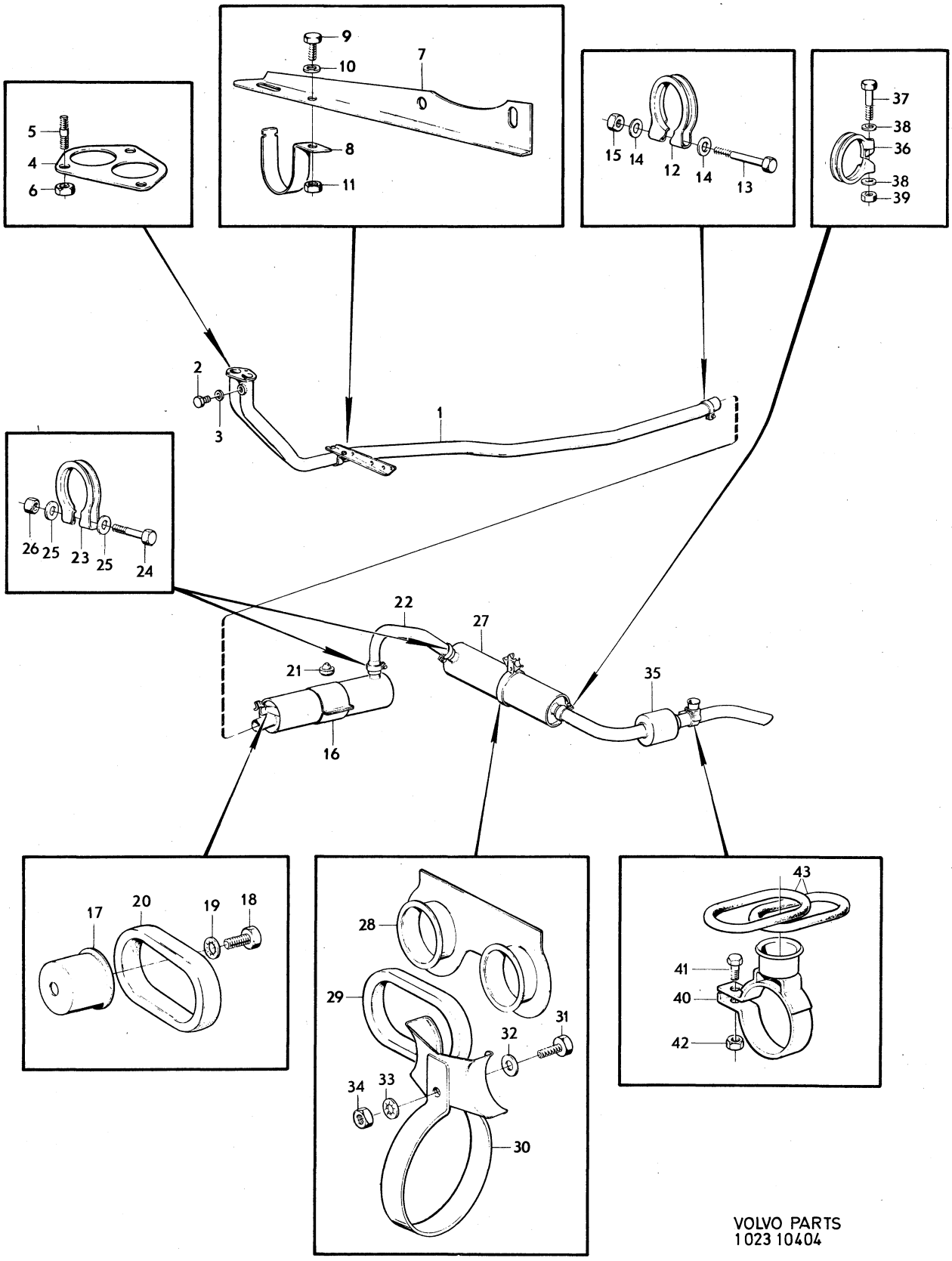

VOLVO PARTS
1023 10404

Sida Page	Grupp Group	Avgassystem	Exhaust system	Illustration	1300
		insprutningsmotor	fuel injection engine	12164	
100	2c	6) sen utf	6) late production	1980–04	

	Pos. Fig.	Antal/Quantity				Artikel nr Part No	Benämning	Description	Sats Kit	B P S R	Anmärkning Notes	
	1	1	–	–	–	684198-5	Utblåsningsrör	Exhaust pipe			URA. EXCL EEC,	0020
											EXCL SWITZERLAND	0040
		1	–	–	–	462570-3	Utblåsningsrör	Exhaust pipe			MRA	0060
		1	–	–	–	460796-6	Utblåsningsrör	Exhaust pipe			EEC, SWITZERLAND	0080
											(462831)	0100
	2	1	–	–	–	960631-0	Propp	Plug			URA	0120
	3	1	–	–	–	11996-6	Packning	Packing			URA	0140
	4	1	–	–	–	671822-5	Packning	Packing	S			0160
	5	3	–	–	–	953259-9	Pinnskruv	Stud				0180
	6	3	–	–	–	191894-5	Mutter	Nut	S			0200
	7	1	–	–	–	676611-7	Konsol	Bracket				02[illegible]
	8	1	–	–	–	1210321-4	Klammer	Clamp	S		ERS AV 1 ST 1219561–6,	02[illegible]
											1 ST 1219562–4	0260
	9	1	–	–	–	955513-7	Skruv	Screw	S			0280
	10	1	–	–	–	955893-3	Bricka	Washer	S			0300
	11	1	–	–	–	955825-5	Mutter	Nut	S			0320
x	12	1	–	–	–	949230-7	Klammer	Clamp	S	1	(942996)	03[illegible]
	13	1	–	–	–	940136-5	Skruv	Screw	S			03[illegible]
	14	2	–	–	–	120265-4	Bricka	Washer	S			0380
	15	1	–	–	–	955826-3	Mutter	Nut	S			0400
	16	1	–	–	–	680598-0	Ljuddämpare	Silencer				0420
	17	2	–	–	–	666408-0	Hållare	Retainer				0440
	18	2	–	–	–	942624-8	Flänsskruv	Flange bolt				0460
	19	2	–	–	–	666407-2	Gummiring	Rubber ring	S			0480
	20	1	–	–	–	667516-9	Gummiknapp	Rubber button				0500
												0520
		–	–	–	–		Utblåsningsrör	Exhaust pipe and			M40, EXCL EEC.	0540
							och ljuddämpare,	silencer, rear,			M41 USA, CAN.	0560
							bakre, ALT 1	ALT 1			BW35.	0580
	21	1	–	–	–	462710-5	.Utblåsningsrör	.Exhaust pipe			STD	0600
x		1	–	–	–	1218717-5	.Utblåsningsrör,	.Exhaust pipe,		1	RESERVDELSUTFÖRANDE	0620
							aluminiserat	aluminized			REPLACEMENT UNIT	0640
	22	1	–	–	–	460981-4	.Ljuddämpare	.Silencer		6	21) STD	0660
x		1	–	–	–	1219276-1	.Ljuddämpare,	.Silencer,		1	RESERVDELSUTFÖRANDE	0680
							aluminiserad	aluminized			REPLACEMENT UNIT	0700
	23	1	–	–	–	460964-0	.Utblåsningsrör	.Exhaust pipe			STD	0720
x		1	–	–	–	1219765-3	.Utblåsningsrör,	.Exhaust pipe		1	RESERVDELSUTFÖRANDE	0740
							aluminiserat	aluminized			REPLACEMENT UNIT	07[illegible]
												07[illegible]
		–	–	–	–		Utblåsningsrör	Exhaust pipe and			M40 EEC.	0800
							och ljuddämpare,	silencer, rear,			M41 EXCL USA, CAN.	0820
							bakre, ALT 2	ALT 2				0840
	24	1	–	–	–	461430-1	.Utblåsningsrör	.Exhaust pipe			STD	0860
x		1	–	–	–	1218717-5	.Utblåsningsrör,	.Exhaust pipe		1	RESERVDELSUTFÖRANDE	08[illegible]
							aluminiserat	aluminized			REPLACEMENT UNIT	09[illegible]
	25	1	–	–	–	461356-8	.Ljuddämpare	.Silencer			22) STD	0920
x		1	–	–	–	1219276-1	.Ljuddämpare,	.Silencer,		1	RESERVDELSUTFÖRANDE	0940
							aluminiserad	aluminized			REPLACEMENT UNIT	0960
	26	1	–	–	–	461432-7	.Utblåsningsrör	.Exhaust pipe			STD	0980
x		1	–	–	–	1219765-3	.Utblåsningsrör,	.Exhaust pipe,		1	RESERVDELSUTFÖRANDE	1000
							aluminiserat	aluminized			REPLACEMENT UNIT	1020
												1040
x	27	1	–	–	–	949229-9	Klammer	Clamp	S	1	(942995)	1060
	28	1	–	–	–	940136-5	Skruv	Screw	S			1080
	29	2	–	–	–	120265-4	Bricka	Washer	S			1100
	30	1	–	–	–	955826-3	Mutter	Nut	S			1120

6. 142 CH 393950–. 144 CH 428000–. 145 CH 210050–.
21. ERS AV 1 ST 1218717–5, 1 ST 1219276–1, 1 ST 1219765–3, 2 ST 1228280–2.
22. B20E: ERS AV 1 ST 1218717–5, 1 ST 1219276–1, 1 ST 1219765–3, 2 ST 1228280–2. B20F: ERS AV 1 ST 1219565–7, 1 ST 1219276–1, 1 ST 1219765–3, 2 ST 1228280–2.

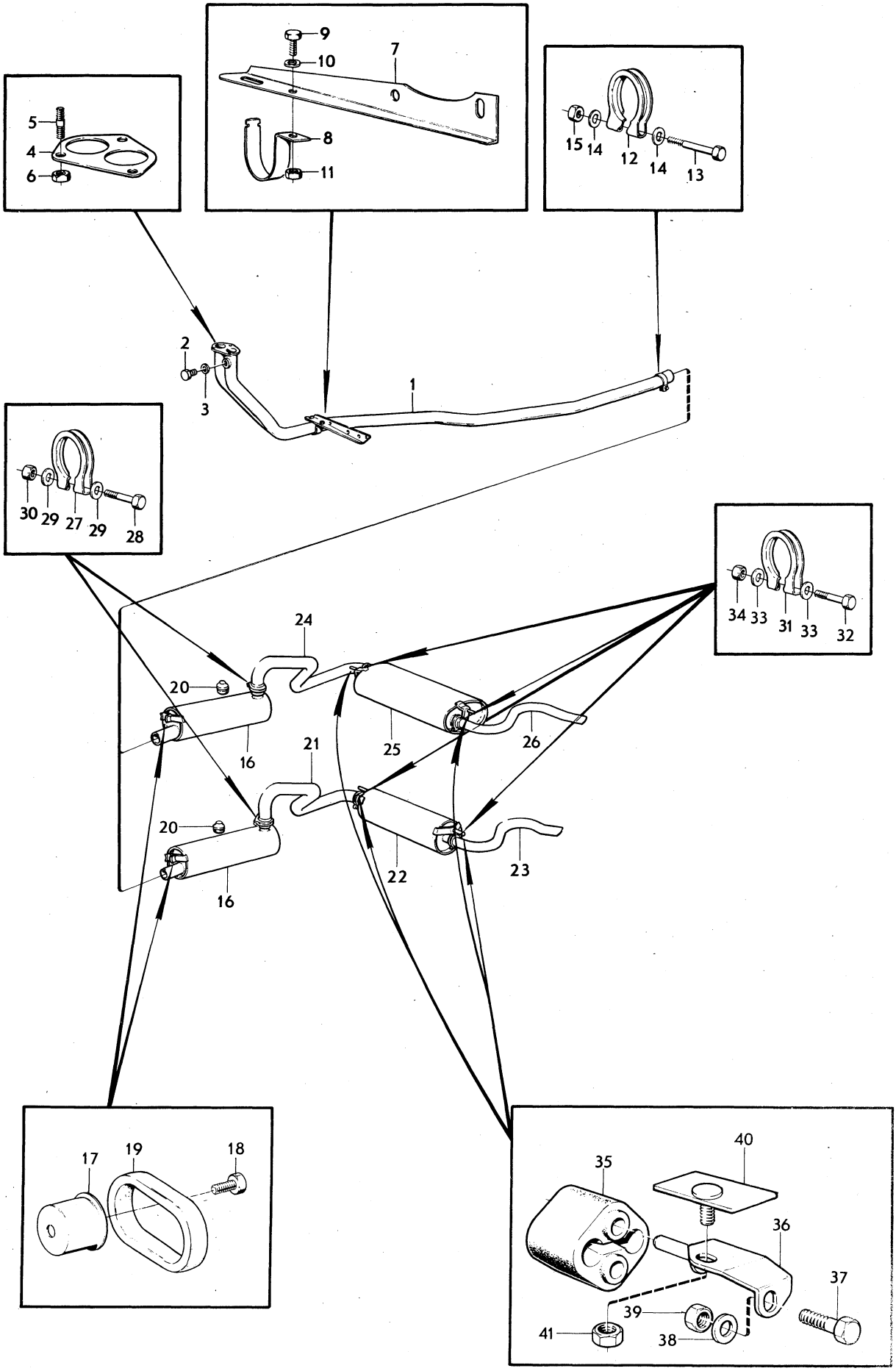
9
10
7
8
11
5
4
6
15
14
12
14
13
2
3
1
30
29
27
29
28
34
33
31
33
32
24
20
16
21
25
26
20
16
22
23
17
19
18
40
35
36
37
39
41
38

Sida Page	Grupp Group	Avgassystem	Exhaust system	Illustration	1300
		insprutningsmotor	fuel injection engine	12164	
102	2c	6) sen utf	6) late production	1980–04	

	Pos. Fig.	Antal/Quantity				Artikel nr Part No	Benämning	Description	Sats Kit	B P S R	Anmärkning Notes	
x	31	2	–	–	–	949228-1	Klammer för 460981	Clamp for 460981	S	1	M40, EXCL EEC.	1140
											M41 USA, CAN	1160
											BW35	1180
											(942721)	1200
x		2	–	–	–	949229-9	Klammer för 461356	Clamp for 461356	S	1	M40 EEC.	1220
											M41 EXCL USA, CAN	1240
											(942995)	1260
	32	2	–	–	–	940136-5	Skruv	Screw	S			1280
	33	4	–	–	–	120265-4	Bricka	Washer	S			1300
	34	2	–	–	–	955826-3	Mutter	Nut	S			1320
	35	2	–	–	–	1206468-9	Hänke	Shackle	S			1[illegible]
	36	2	–	–	–	1206855-7	Konsol	Bracket				13[illegible]
	37	2	–	–	–	955315-7	Skruv	Screw				1380
	38	4	–	–	–	960148-5	Bricka	Washer				1400
	39	2	–	–	–	955783-6	Mutter	Nut				1420
x	40	2	–	–	–	1202596-1	Fäste	Attachment		5	(1203374)	1440
	41	2	–	–	–	945409-1	Mutter	Nut				14[illegible]
		1	–	–	–	273402-8	Monteringssats	Installation kit		1	M40, EXCL EEC.	14[illegible]
											M41 USA,CAN.	1500
											BW35.	1520
		1	–	–	–	273403-6	Monteringssats	Installation kit		1	M40 EEC.	1540
											M41 EXCL USA,CAN.	1560

6. 142 CH 393950–. 144 CH 428000–. 145 CH 210050–.

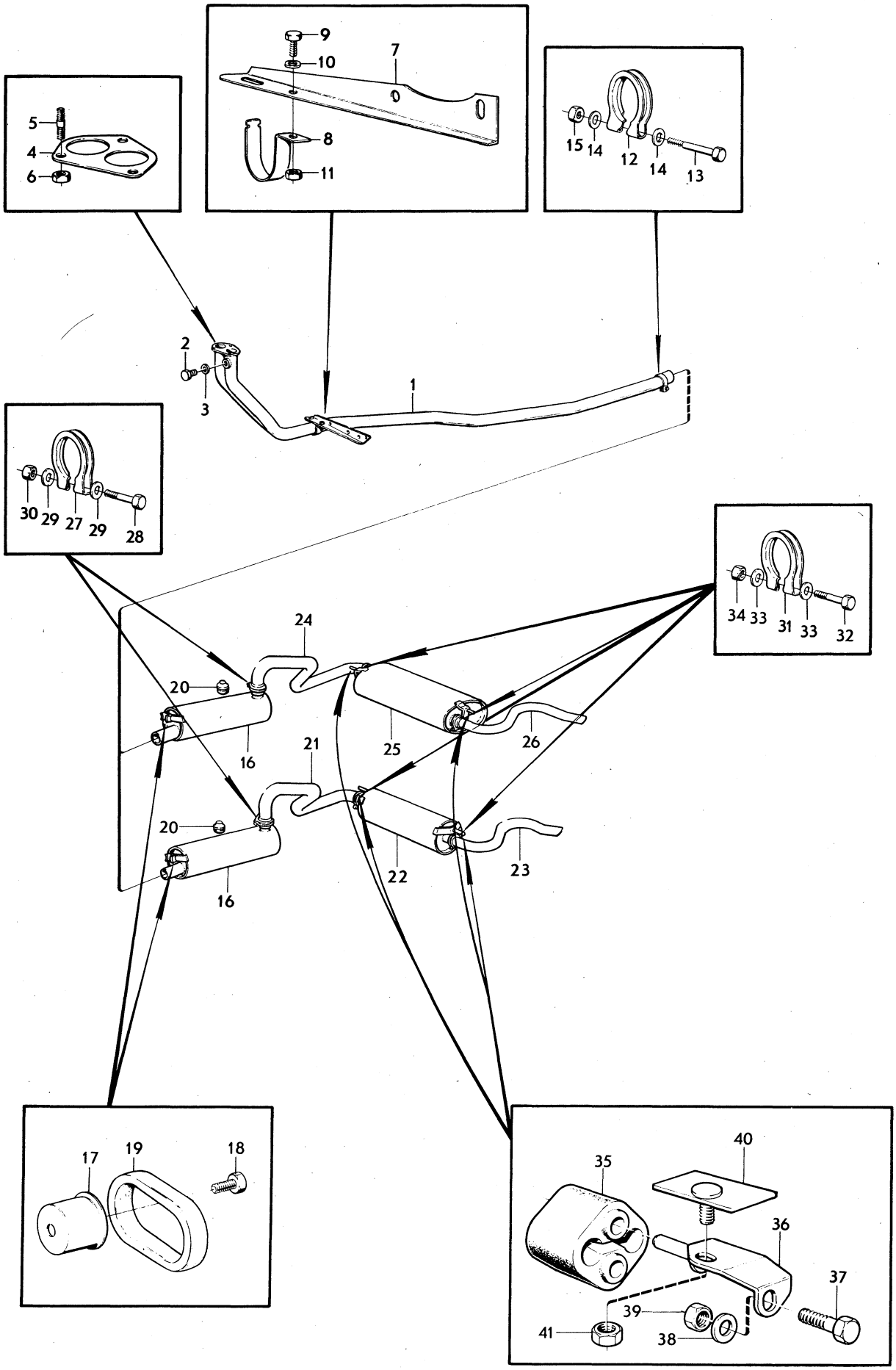
9
10
7
8
11
5
4
6
15
14
12
14
13
2
3
1
30
29
27
29
28
34
33
31
33
32
24
20
16
21
25
26
20
16
22
23
17
19
18
40
35
36
37
39
41
38

VOLVO

0001

	Innehållsförteckning / Index / Table des matières	Inhaltsverzeichnis / Indice	Grupp / Group	Sida / Page
1980–04			2d	1

0020
0040 MOTORREGLAGE — Sida — Koord.
0060

0080 Gasreglage VST 2 1-H03
0100 Gasreglage HST 8 1-H09
0120 Chokereglage 12 1-H13

0140
0160
0180
0200
0220 ENGINE CONTROL LINKAGES — Page — Grid
0240

0260 Throttle linkage VST 2 1-H03
0280 Throttle linkage HST 8 1-H09
0300 Choke linkage 12 1-H13

0360
0380
0400 COMMANDES DU MOTEUR — Page — Grid
0420

Commande d'accélérateur VST 2 1-H03
Commande d'accélérateur HST 8 1-H09
0480 Commande de starter 12 1-H13

0500
0520
0540
0560
0580 MOTORBEDIENUNGSHEBEL — Seite — Grid
0600

0620 Gasregler VST 2 1-H03
0640 Gasregler HST 8 1-H09
0660 Kaltstartvorrichtung 12 1-H13

0680
0700
0720
0740
0760 MANDOS DEL MOTOR — Página — Grid
0780

0800 Mando del acelerador VST 2 1-H03
0820 Mando del acelerador HST 8 1-H09
0840 Mando del estrangulador 12 1-H13

0001

	Innehållsförteckning / Index / Table des matières	Inhaltsverzeichnis / Indice	Grupp / Group	Sida / Page
1980–04			2d	1

0020
0040 MOTORREGLAGE — Sida — Koord.
0060

0080 Gasreglage VST 2 1-H03
0100 Gasreglage HST 8 1-H09
0120 Chokereglage 12 1-H13

0140
0160
0180
0200
0220 ENGINE CONTROL LINKAGES — Page — Grid
0240

0260 Throttle linkage VST 2 1-H03
0280 Throttle linkage HST 8 1-H09
0300 Choke linkage 12 1-H13

0360
0380
0400 COMMANDES DU MOTEUR — Page — Grid
0420

Commande d'accélérateur VST 2 1-H03
Commande d'accélérateur HST 8 1-H09
0480 Commande de starter 12 1-H13

0500
0520
0540
0560
0580 MOTORBEDIENUNGSHEBEL — Seite — Grid
0600

0620 Gasregler VST 2 1-H03
0640 Gasregler HST 8 1-H09
0660 Kaltstartvorrichtung 12 1-H13

0680
0700
0720
0740
0760 MANDOS DEL MOTOR — Página — Grid
0780

0800 Mando del acelerador VST 2 1-H03
0820 Mando del acelerador HST 8 1-H09
0840 Mando del estrangulador 12 1-H13

Sida Page	Grupp Group	Gasreglage, VST	Throttle linkage, VST	Illustration
2	2d			13490 1980–04

Pos. Fig.	Antal/Quantity B20A	B20B	B20E B20F		Artikel nr Part No	Benämning	Description	Sats Kit	B P S R	Anmärkning Notes	
1	1	1	1	–		Gaspedal med monteringsdetaljer	Accelerator pedal with installation components		8	142 CH –393949. 144 CH –426867. 145 CH –209899.	1010 1020
2	1	1	1	–	1212093-7	.Gaspedal	.Accelerator pedal				1030
3	1	1	1	–	1212121-6	.Gummiplatta	.Rubber plate				1040
4	2	2	2	–	1212361-8	.Bussning	.Bushing				1050
5	1	1	1	–	1212364-2	.Fjäder	.Spring				1060
6	1	1	1	–	1212075-4	.Pedalstopp	.Pedal stop		8		1070
7	1	1	1	–	1212374-1	.Hävarm	.Lever				1080
8	1	1	1	–	1206502-5	.Fjäder	.Spring			5) (1212499)	1090 1091
	1	1	1	–	1206502-5	.Fjäder	.Spring			6)	1100
9	1	1	1	–		Gaspedal med monteringsdetaljer	Accelerator pedal with installation components		8	142 CH 393950–. 144 CH 426868–. 145 CH 209900–.	1120
x 10	1	1	1	–	1272606-3	.Gaspedal	.Accelerator pedal		3	(1205957)	1130
11	1	1	1	–	1206520-7	.Fjäder	.Spring				1140
12	1	1	1	–	1221744-4	.Hävarm	.Lever				1150
13	1	1	1	–	1206502-5	.Fjäder	.Spring				1160
14	38MM	38MM	38MM	–	952960-3	.Gummislang	.Rubber hose			TID UTF	1170
15	1	1	1	–	1221749-3	.Knopp	.Plug				1180
16	1	1	1	–		Konsol	Bracket			SE GRUPP 8	1190
17	1	1	1	–	1212381-6	Ansatsskruv	Bolt		8		1200
18	1	1	1	–	950353-3	Mutter	Nut				1210
19	1	1	1	–	907886-6	Saxpinne	Split pin				1220
20	1	1	1	–		Gummislang	Rubber hose		8		1230
21	1	1	1	–	1212148-9	Fjäderhållare	Spring retainer				1240
22	1	1	1	–	1212151-3	Fjäder	Spring				1250
23	1	1	1	–	1212149-7	Dragstång	Pull rod				1260
24	1	1	1	–	940217-3	Låsbricka	Lock washer				1270
25	1	1	1	–	677337-8	Plugg	Plug				1280
26	1	1	1	–	952704-5	Saxpinnebult	Clewis pin				1290
27	1	1	1	–	940090-4	Bricka	Washer			TID UTF	1300
28	1	1	1	–	907824-7	Saxpinne	Split pin				1310
29	1	1	1	–	1206263-4	Gummiskydd	Rubber boot				1320
30	1	1	–	–	687419-2	Bricka för 1206504	Washer for 1206504			7)	1330
	1	1	–	–	1221751-9	Bricka för 1221663	Washer for 1221663			8)	1340
	–	–	1	–		Bricka för 1206504	Washer for 1206504		8	3)	1350
	–	–	1	–	1221751-9	Bricka för 1206314	Washer for 1206314			4)	1360
30a	1	1	–	–	944729-3	Säkringsbygel	Safety catch				1365
	–	–	1	–	944729-3	Säkringsbygel	Safety catch			3)	1370
31	1	1	–	–	1221663-6	Gasvajer	Trottle wire			7) (1206504)	1371
	1	1	–	–	1221663-6	Gasvajer	Throttle wire			8)	1380
	–	–	1	–	1221663-6	Gasvajer	Trottle wire			3) (1206504)	1390 1391
32	–	–	1	–	1206314-5	Gasvajer	Throttle wire			4)	1400
33	–	–	1	–	677218-0	Låspinne	Lock pin			4)	1410
34	–	–	1	–	462548-9	Konsol	Bracket			4)	1420
35	–	–	2	–	955512-9	Skruv	Screw			4)	1430
36	–	–	1	–	1206625-4	Skruvplatta	Screw plate			4)	1440
37	1	1	1	–	1206356-6	Konsol	Bracket			1) ERS AV 1 ST 1206821–9, 1 ST 1206823–5, 1 ST 1206824–3	1450 1460 1470 1471

1. 142 CH–381770. 144 CH–411629. 145 CH–199740.
3. 142 CH–393949. 144 CH–427999. 145 CH–210049.
4. 142 CH 393950–. 144 CH 428000–. 145 CH 210050–.
5. 142 CH–363600. 144 CH–389100. 145 CH–184836.
6. 142 CH 363601–. 144 CH 389101–. 145 CH 184837–.
7. 142 OMKR CH –402099. 144 OMKR CH –438399. 145 CH –213891.
8. 142 OMKR CH 402100–. 144 OMKR CH 438400–. 145 CH 213892–.

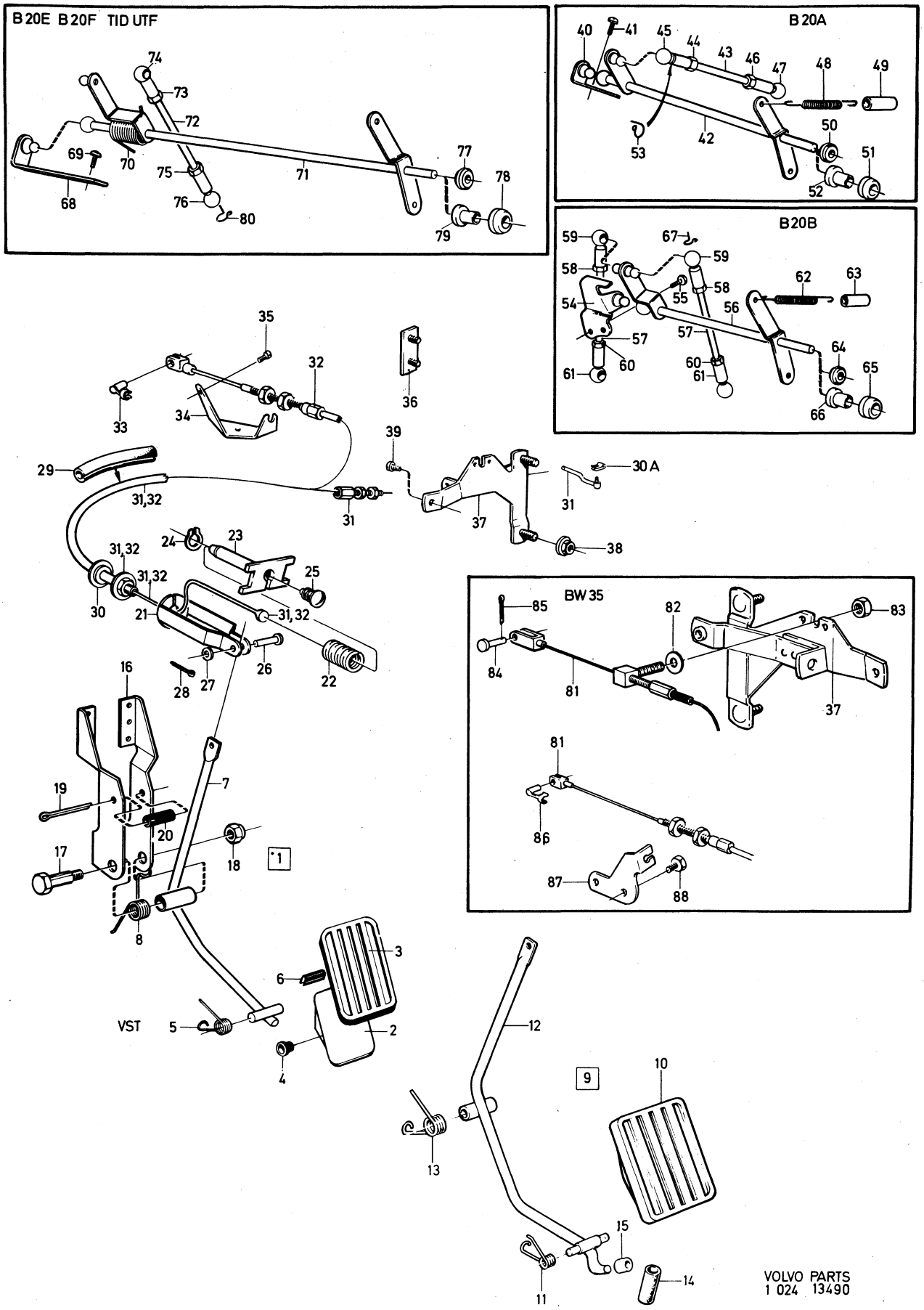
B 20E B 20F TID UTF
B 20A
B 20B
BW 35
VST
VOLVO PARTS
1 024 13490

Sida Page	Grupp Group	Gasreglage, VST	Throttle linkage, VST	Illustration	0050
4	2d			13490 1980–04	

Pos. Fig.	Antal/Quantity B20A	B20B	B20E B20F		Artikel nr Part No	Benämning	Description	Sats Kit	B P S R	Anmärkning Notes	
	1	1	–	–	1206821-9	Konsol	Bracket			2)	1480
	–	–	1	–	1206821-9	Konsol	Bracket			2, 3)	1490
38	1	1	1	–	945457-0	Flänsmutter	Flange nut				1500
39	1	1	1	–	190666-8	Skruv	Screw				1510
40	1	–	–	–	682557-4	Konsol	Bracket			ZS	2010
	1	–	–	–	1212456-6	Konsol	Bracket		3	SU	2015
41	2	–	–	–	956552-4	Skruv	Bolt				2020
42	1	–	–	–	1212438-4	Axel	Shaft				2030
43	1	–	–	–	943315-2	Reglerstång	Control rod				2040
44	1	–	–	–	955780-2	Mutter	Nut			M5X0,8	2050
45	1	–	–	–	959088-6	Kulskål	Ball joint			M5X0,8	2060
46	1	–	–	–	942836-8	Mutter	Nut			M5VX0,8	70
47	1	–	–	–	942837-6	Kulskål	Ball joint			M5VX0,8	2080
48	1	–	–	–	1206049-7	Fjäder	Spring				2090
49	1	–	–	–	1206746-8	Gummikåpa	Rubber casing				2100
50	1	–	–	–	666143-3	Bussning	Bushing			1)	2110
51	1	–	–	–	1206823-5	Gummibussning	Rubber bushing			2)	2120
52	1	–	–	–	1206824-3	Plastbussning	Plastic bushing			2)	0
53	ERF	–	–	–	959093-6	Bygel	Brace				2140
54	–	1	–	–	1210328-9	Konsol	Bracket			ZS	2150
	–	1	–	–	1212454-1	Konsol	Bracket			SU	2160
55	–	2	–	–	955512-9	Skruv	Bolt				2170
56	–	1	–	–	1212444-2	Axel	Shaft				2180
57	–	2	–	–	943315-2	Reglerstång	Control rod				2190
58	–	2	–	–	955780-2	Mutter	Nut			M5X0,8	2200
59	–	2	–	–	959088-6	Kulskål stål	Ball joint, steel			M5X0,8. TID UTF	2210
	–	2	–	–	946703-6	Kulskål, plast	Ball joint, plastic			M5X0,8. SEN UTF	2220
60	–	2	–	–	942836-8	Mutter	Nut			M5VX0,8	2230
61	–	2	–	–	942837-6	Kulskål, stål	Ball joint, steel			M5VX0,8. TID UTF	2240
	–	2	–	–	946704-4	Kulskål, plast	Ball joint, plastic			M5VX0,8. SEN UTF	2250
62	–	1	–	–	1206049-7	Fjäder	Spring			3)	2260
	–	1	–	–	1221642-0	Fjäder	Spring			4)	2270
63	–	1	–	–	1206746-8	Gummikåpa	Rubber casing				2280
64	–	1	–	–	666143-3	Bussning	Bushing			1)	2290
65	–	1	–	–	1206823-5	Gummibussning	Rubber bushing			2)	2300
66	–	1	–	–	1206824-3	Plastbussning	Plastic bushing			2)	2310
67	–	ERF	–	–	959093-6	Bygel	Brace			TID UTF	2320
68	–	–	1	–	460576-2	Konsol	Bracket			3)	2330
69	–	–	1	–	955512-9	Skruv	Screw			3)	0
70	–	–	1	–	1212491-3	Fjäder	Spring			3)	2350
71	–	–	1	–	1206446-5	Axel	Shaft			3)	2360
72	–	–	1	–	943314-5	Reglerstång	Control rod			3)	2370
73	–	–	1	–	955780-2	Mutter	Nut			3) M5X0,8	2380
74	–	–	1	–	959088-6	Kulskål, stål	Ball joint, steel			3) M5X0,8. TID UTF	2390
	–	–	1	–	946703-6	Kulskål, plast	Ball joint, plastic			3) M5X0,8. SEN UTF	0
75	–	–	1	–	942836-8	Mutter	Nut			3) M5VX0,8	2410
76	–	–	1	–	942837-6	Kulskål, stål	Ball joint, steel			3) M5VX0,8. TID UTF	2420
	–	–	1	–	946704-4	Kulskål, plast	Ball joint, plastic			3) M5VX0,8. SEN UTF	2430
77	–	–	1	–	666143-3	Bussning	Bushing			1)	2440
78	–	–	1	–	1206823-5	Gummibussning	Rubber bushing			2, 3)	2450
79	–	–	1	–	1206824-3	Plastbussning	Plast bushing			2, 3)	2460
80	–	–	ERF	–	959093-6	Bygel	Brace			3) TID UTF	2470
81	1	1	1	–		Reglage wire	Cable			BW35. SE GRUPP 4	2480
82	1	1	–	–	120265-4	Bricka	Washer			BW35	2490
	–	–	1	–	120265-4	Bricka	Washer			3) BW35	2500
83	1	1	–	–	955846-1	Mutter	Nut			BW35	2510
	–	–	1	–	955846-1	Mutter	Nut			3) BW35	2520

1. 142 CH–381770. 144 CH–411629. 145 CH–199740.
2. 142 CH 381771–. 144 CH 411630–. 145 CH 199741–.
3. 142 CH–393949. 144 CH–427999. 145 CH–210049.
4. 142 CH 393950–. 144 CH 428000–. 145 CH 210050–.

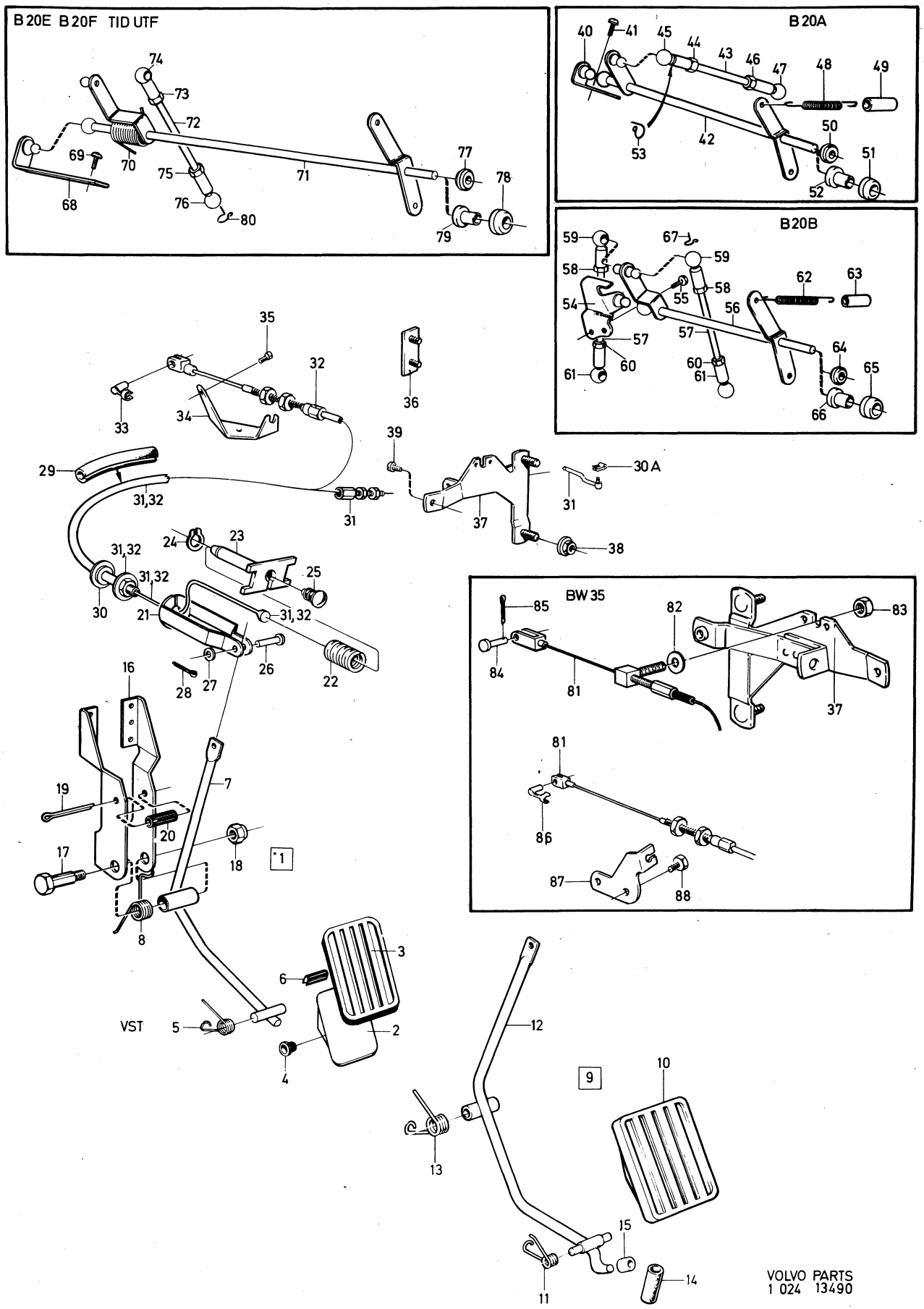
B 20E B 20F TID UTF
B 20A
B 20B
BW 35
VST
VOLVO PARTS
1 024 13490

Sida Page	Grupp Group	Gasreglage, VST	Throttle linkage, VST	Illustration	0050
6	2d			13490 1980–04	

Pos. Fig.	Antal/Quantity B20A	B20B	B20E B20F		Artikel nr Part No	Benämning	Description	Sats Kit	B P S R	Anmärkning Notes	
84	1	1	–	–	913094-9	Saxpinnebult	Clewis pin			BW35	2530
	–	–	1	–	913094-9	Saxpinnebult	Clewis pin			3) BW35	2540
85	1	1	–	–	907819-7	Saxpinne	Split pin			BW35	2550
	–	–	1	–	907819-7	Saxpinne	Split pin			3) BW35	2560
86	–	–	1	–	946658-2	Låspinne	Lock pin			4) BW35	2570
87	–	–	1	–	462709-7	Konsol	Bracket			4) BW35	2580
88	–	–	1	–	955512-9	Skruv	Screw			4) BW35	2590

3. 142 CH–393949. 144 CH–427999. 145 CH–210049.
4. 142 CH 393950–. 144 CH 428000–. 145 CH 210050–.

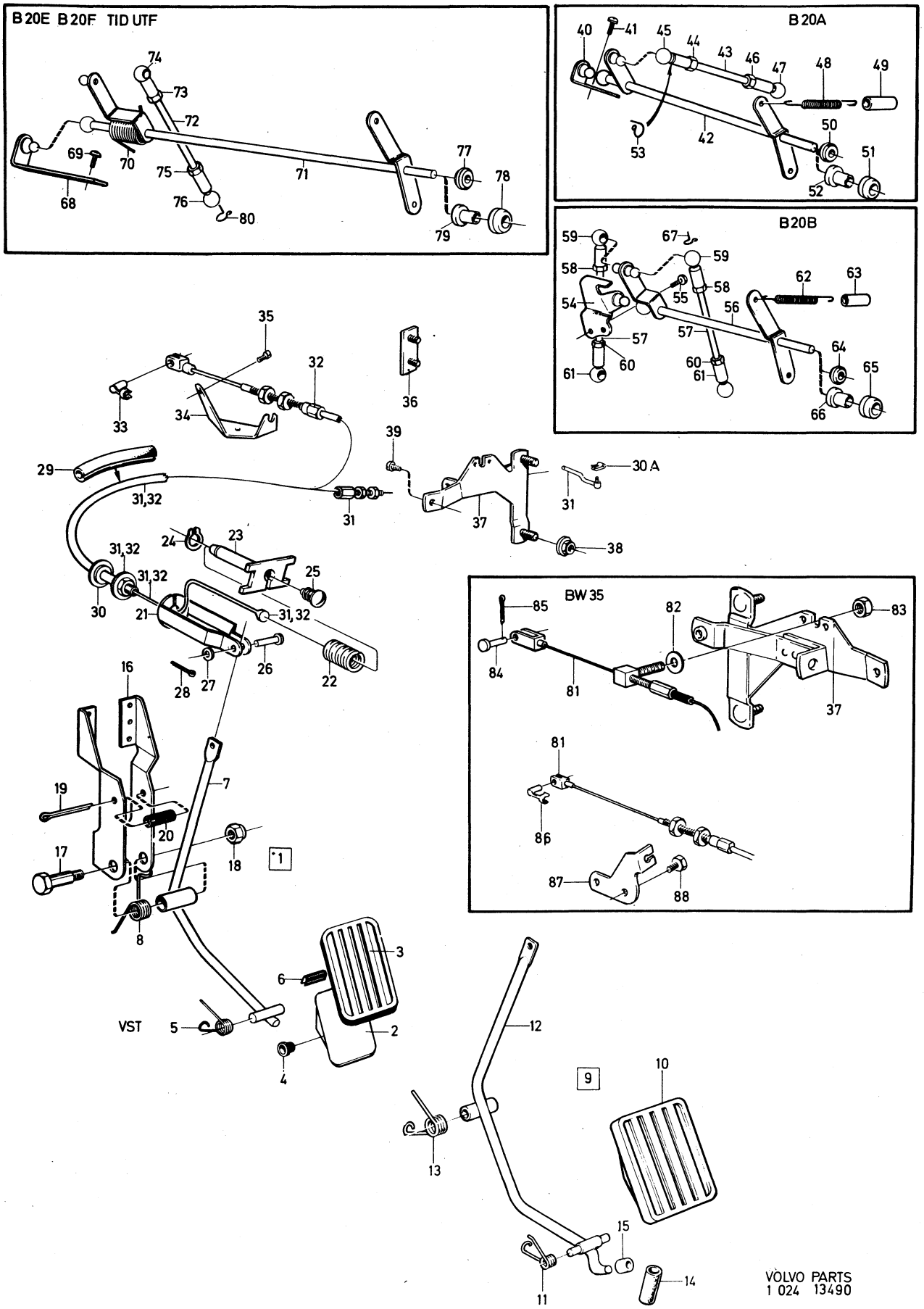
B 20E B 20F TID UTF
B 20A
B 20B
BW 35
VST
VOLVO PARTS
1 024 13490

Sida Page	Grupp Group	Gasreglage, HST	Throttle linkage, HST	Illustration	0100
8	2d			13491 1980–04	

Pos. Fig.	Antal/Quantity B20A	B20B	B20E B20F		Artikel nr Part No	Benämning	Description	Sats Kit	B P S R	Anmärkning Notes	
1	1	1	1	–	1212478-0	Gaspedal	Accelerator pedal				1010
2	1	1	1	–	688982-8	Bygel	Brace				1020
3	1	1	1	–	675679-5	Konsol	Bracket				1030
4	1	1	1	–	950045-5	Skruv	Screw				1040
5	1	1	1	–	941906-0	Fjädrande bricka	Resilient washer				1050
6	1	1	1	–	955825-5	Mutter	Nut				1060
7	1	1	–	–	1212355-0	Pedalaxel	Pedal shaft				1070
	–	–	1	–	1212355-0	Pedalaxel	Pedal shaft			3)	1080
8	–	–	1	–	1206308-7	Pedalaxel	Pedal shaft			4)	1090
9	2	2	2	–	675692-8	Konsol	Bracket				1100
10	4	4	4	–	190953-0	Skruv	Screw				1110
11	1	1	1	–	676271-0	Fjäder	Spring				20
12	1	1	–	–	1206095-0	Bussning	Bushing				1130
	–	–	1	–	1206095-0	Bussning	Bushing			3)	1140
13	1	1	–	–	944743-4	Reglerstång	Control rod				1150
	–	–	1	–	944743-4	Reglerstång	Control rod			3)	1160
14	1	1	–	–	955780-2	Mutter	Nut				1170
	–	–	1	–	955780-2	Mutter	Nut			3)	30
15	1	1	–	–	959088-6	Kulskål, stål	Ball joint, steel			TID UTF	1190
	–	–	1	–	959088-6	Kulskål, stål	Ball joint, steel			3) TID UTF	1200
	1	1	–	–	946703-6	Kulskål, plast	Ball joint, plastic			SEN UTF	1210
	–	–	1	–	946703-6	Kulskål, plast	Ball joint, plastic			3) SEN UTF	1220
16	1	1	–	–	942836-8	Mutter	Nut				1230
	–	–	1	–	942836-8	Mutter	Nut			3)	1240
17	1	1	–	–	942837-6	Kulskål, stål	Ball joint, steel			TID UTF	1250
	–	–	1	–	942837-6	Kulskål, stål	Ball joint, steel			3) TID UTF	1260
	1	1	–	–	946704-4	Kulskål, plast	Ball joint, plastic			SEN UTF	1270
	–	–	1	–	946704-4	Kulskål, plast	Ball joint, plastic			3) SEN UTF	1280
17a	1	1	1	–	1206356-6	Konsol	Bracket			1)	1281
										ERS AV 1 ST 1206821–9,	1282
										1 ST 1206823–5,	1283
										1 ST 1206824–3	1284
	1	1	–	–	1206821-9	Konsol	Bracket			2)	1285
	–	–	1	–	1206821-9	Konsol	Bracket			2, 3)	1286
17b	1	1	1	–	945457-0	Flänsmutter	Flange nut				1287
17c	1	1	1	–	190666-8	Skruv	Screw				1288
18	1	–	–	–	682557-4	Konsol	Bracket			ZS	1290
	1	–	–	–	1212456-6	Konsol	Bracket		3	SU	1300
19	2	–	–	–	956552-4	Skruv	Bolt				0
20	1	–	–	–	1212439-2	Axel	Shaft				1320
21	1	–	–	–	943315-2	Reglerstång	Control rod				1330
22	1	–	–	–	955780-2	Mutter	Nut				1340
23	1	–	–	–	959088-6	Kulskål	Ball joint				1350
24	1	–	–	–	942836-8	Mutter	Nut				1360
25	1	–	–	–	942837-6	Kulskål	Ball joint				70
26	1	–	–	–	1221642-0	Fjäder	Spring			VXL M40,M41	1380
	1	–	–	–	1206746-8	Gummikåpa	Rubber casing			VXL M40,M41	1385
27	1	–	–	–	666143-3	Bussning	Bushing			1)	1390
28	1	–	–	–	1206823-5	Gummibussning	Rubber bushing			2)	1400
29	1	–	–	–	1206824-3	Plastbussning	Plastic bushing			2)	1410
30	ERF	–	–	–	959093-6	Bygel	Brace				1420
31	–	1	–	–	1210328-9	Konsol	Bracket			ZS	1430
	–	1	–	–	1212454-1	Konsol	Bracket			SU	1440
32	–	2	–	–	955512-9	Skruv	Bolt				1450
33	–	1	–	–	1212490-5	Axel	Shaft				1460
34	–	2	–	–	943315-2	Reglerstång	Control rod				1470
35	–	2	–	–	955780-2	Mutter	Nut				1480

1. 142 CH–381770. 144 CH–411629. 145 CH–199740.
2. 142 CH 381771–. 144 CH 411630–. 145 CH 199741–.
3. 142 CH–393949. 144 CH–427999. 145 CH–210049.
4. 142 CH 393950–. 144 CH 428000–. 145 CH 210050–.

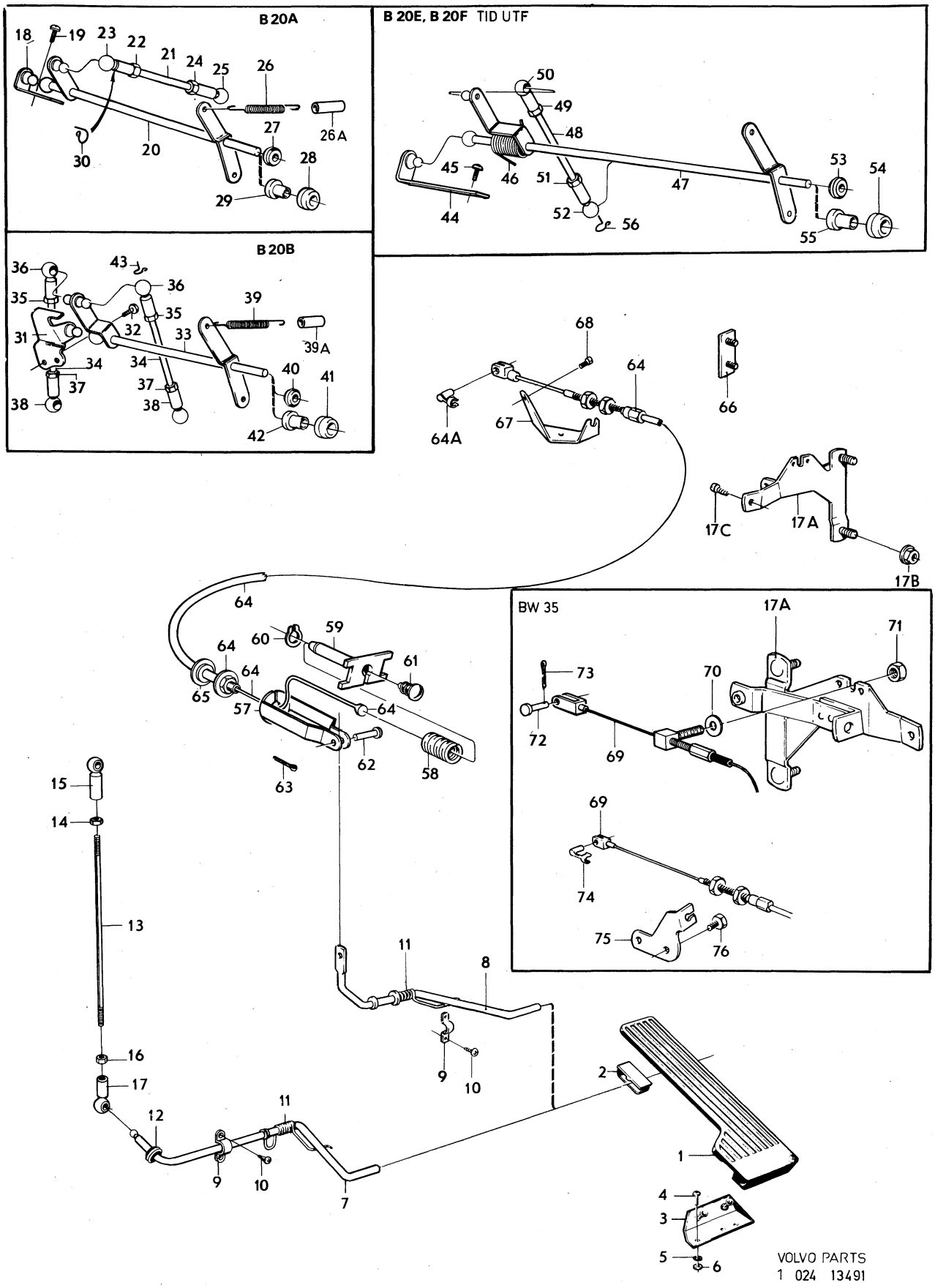
B 20A
B 20E, B 20F TID UTF
B 20B
BW 35
VOLVO PARTS
1 024 13491

Sida Page	Grupp Group	Gasreglage, HST	Throttle linkage, HST	Illustration	0100
10	2d			13491 1980–04	

Pos. Fig.	Antal/Quantity B20A	B20B	B20E B20F		Artikel nr Part No	Benämning	Description	Sats Kit	B P S R	Anmärkning Notes	
36	–	2	–	–	959088-6	Kulskål, stål	Ball joint, steel			TID UTF	1490
	–	2	–	–	946703-6	Kulskål, plast	Ball joint, plastic			SEN UTF	1500
37	–	2	–	–	942836-8	Mutter	Nut				1510
38	–	2	–	–	942837-6	Kulskål, stål	Ball joint, steel			TID UTF	1520
	–	2	–	–	946704-4	Kulskål, plast	Ball joint, plastic			SEN UTF	1530
39	–	1	–	–	1221642-0	Fjäder	Spring			VXL M40,M41	1540
	–	1	–	–	1206746-8	Gummikåpa	Rubber casing			VXL M40,M41	1545
40	–	1	–	–	666143-3	Bussning	Bushing			1)	1550
41	–	1	–	–	1206823-5	Gummibussning	Rubber bushing			2)	1560
42	–	1	–	–	1206824-3	Plastbussning	Plastic bushing			2)	1570
43	–	ERF	–	–	959093-6	Bygel	Brace			TID UTF	1580
44	–	–	1	–	460576-2	Konsol	Bracket			3)	10
45	–	–	2	–	955512-9	Skruv	Screw			3)	2020
46	–	–	1	–	1212491-3	Fjäder	Spring			3)	2030
47	–	–	1	–	1206447-3	Axel	Shaft			3)	2040
48	–	–	1	–	943314-5	Reglerstång	Control rod			3)	2050
49	–	–	1	–	955780-2	Mutter	Nut			3)	2060
50	–	–	1	–	959088-6	Kulskål, stål	Ball joint, steel			3) TID UTF	70
	–	–	1	–	946703-6	Kulskål, plast	Ball joint, plastic			3) SEN UTF	2080
51	–	–	1	–	942836-8	Mutter	Nut			3)	2090
52	–	–	1	–	942837-6	Kulskål, stål	Ball joint, steel			3) TID UTF	2100
	–	–	1	–	946704-4	Kulskål, plast	Ball joint, plastic			3) SEN UTF	2110
53	–	–	1	–	666143-3	Bussning	Bushing			1)	2120
54	–	–	1	–	1206823-5	Gummibussning	Rubber bushing			2, 3)	2130
55	–	–	1	–	1206824-3	Plastbussning	Plastic bushing			2, 3)	2140
56	–	–	ERF	–	959093-6	Bygel	Brace			3) TID UTF	2150
57	–	–	1	–	1212148-9	Fjäderhållare	Spring retainer			4)	2160
58	–	–	1	–	1212151-3	Fjäder	Spring			4)	2170
59	–	–	1	–	1212149-7	Dragstång	Pull rod			4)	2180
60	–	–	1	–	940217-3	Låsbricka	Lock washer			4)	2190
61	–	–	1	–	677337-8	Plugg	Plug			4)	2200
62	–	–	1	–	952704-5	Saxpinnebult	Clewis pin			4)	2210
63	–	–	1	–	907824-7	Saxpinne	Split pin			4)	2220
64	–	–	1	–	1206313-7	Gasvajer	Throttle wire			4)	2230
64a	–	–	1	–	677218-0	Låspinne	Lock pin			4)	2235
65	–	–	1	–	1221751-9	Bricka	Washer			4)	2240
66	–	–	1	–	1206625-4	Skruvplatta	Screw plate			4)	2250
67	–	–	1	–	462548-9	Konsol	Bracket			4)	2260
68	–	–	2	–	955512-9	Skruv	Screw			4)	70
69	1	1	1	–		Reglagewire	Cable			BW35. SE GRUPP 4	2280
70	1	1	–	–	120265-4	Bricka	Washer			BW35	2290
	–	–	1	–	120265-4	Bricka	Washer			3) BW35	2300
71	1	1	–	–	955846-1	Mutter	Nut			BW35	2310
	–	–	1	–	955846-1	Mutter	Nut			3) BW35	2320
72	1	1	–	–	913094-9	Saxpinnebult	Clewis pin			BW35	30
	–	–	1	–	913094-9	Saxpinnebult	Clewis pin			3) BW35	2340
73	1	1	–	–	907819-7	Saxpinne	Split pin			BW35	2350
	–	–	1	–	907819-7	Saxpinne	Split pin			3) BW35	2360
74	–	–	1	–	946658-2	Låspinne	Lock pin			4) BW35	2370
75	–	–	1	–	462709-7	Konsol	Bracket			4) BW35	2380
76	–	–	2	–	955512-9	Skruv	Screw			4) BW35	2390

1. 142 CH–381770. 144 CH–411629. 145 CH–199740.
2. 142 CH 381771–. 144 CH 411630–. 145 CH 199741–.
3. 142 CH–393949. 144 CH–427999. 145 CH–210049.
4. 142 CH 393950–. 144 CH 428000–. 145 CH 210050–.

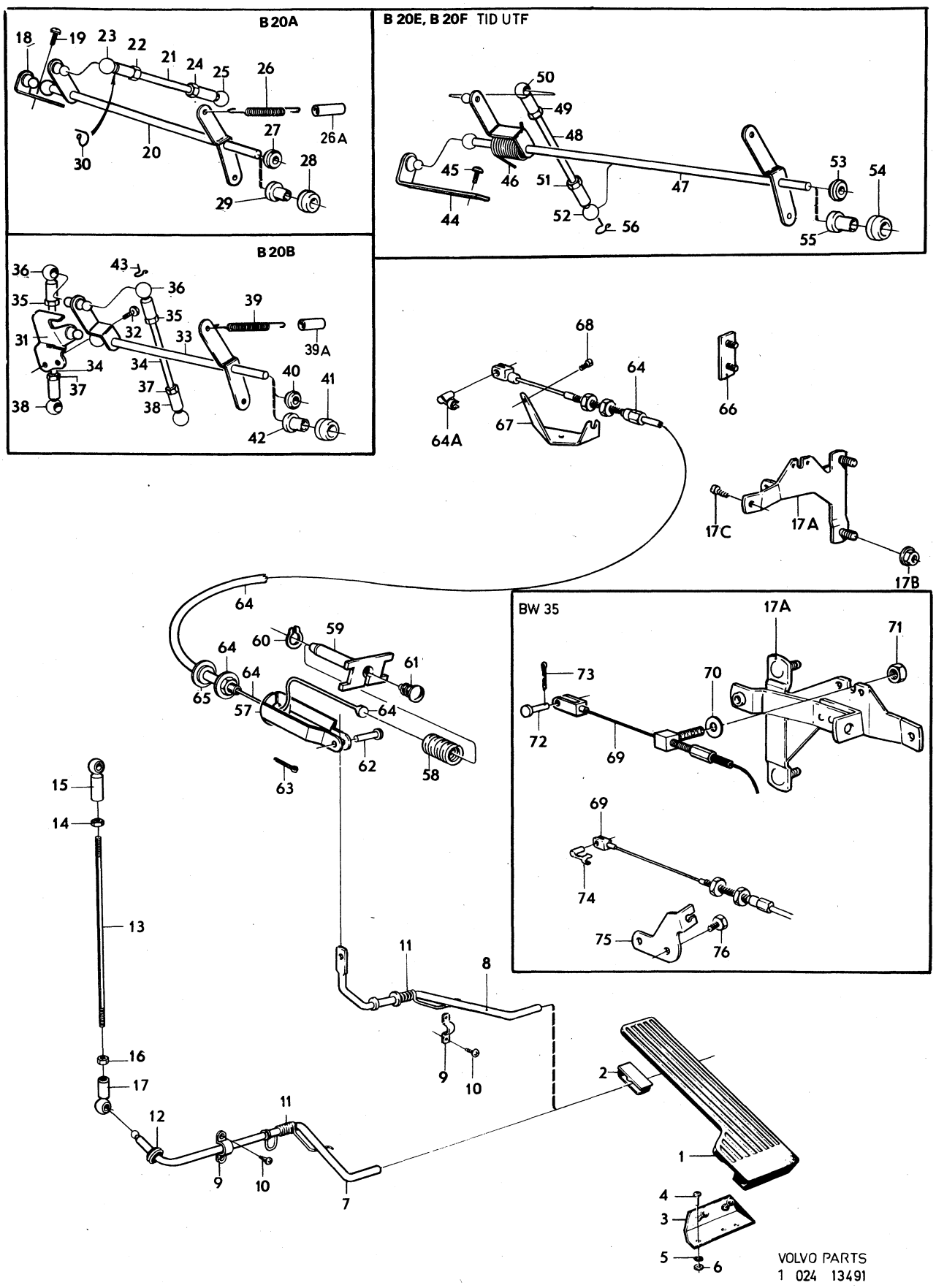
B 20A
B 20E, B 20F TID UTF
B 20B
BW 35
VOLVO PARTS
1 024 13491

Sida Page	Grupp Group	Chokereglage förgasarmotor	Choke linkage carburetter engine	Illustration 13492 1980–04	0150
12	2d				

	Pos. Fig.	Antal/Quantity B20A	B20B			Artikel nr Part No	Benämning	Description	Sats Kit	B P S R	Anmärkning Notes	
	1	1	1	–	–	1212313-9	Dragstång	Pull rod				1010
x	1a	1250	–	–	–	1566540-9	.Tråd	.Cable		1	VST SU	1015
											(55192)	1016
x		1180	–	–	–	1566540-9	.Tråd	.Cable		1	VST ZS	1017
											(55192)	1018
x		–	800	–	–	1566540-9	.Tråd	.Cable		1	VST	1020
											(55192)	1021
x		990	990	–	–	1566540-9	.Tråd	.Cable		1	HST	1025
											(55192)	1026
	2	1	1	–	–	1212314-7	Styrhylsa, compl.	Guide sleeve, cpl				1030
	3	1	1	–	–	1212273-5	.Styrhylsa	.Guide sleeve			ERS AV 1212314–7	1040
	4	1	1	–	–	1212275-0	.Mutter	.Nut				50
	5	1	1	–	–	1206680-9	.Stift	.Pin		2		1060
	6	1125	–	–	–	88783-6	.Spiral	.Sheath			VST SU	1065
		1060	–	–	–	88783-6	.Spiral	.Sheath			VST ZS	1070
		–	695	–	–	88783-6	.Spiral	.Sheath			VST	1071
		870	870	–	–	88783-6	.Spiral	.Sheath			HST	1072
	7	–	1	–	–	1212161-2	Fästplatta	Anchorage plate			VST	30
	7a	–	1	–	–	1212297-4	Fästplatta	Anchorage plate			HST	1090
	8	–	3	–	–	958236-2	Skruv	Screw				1100
x	9	–	1150	–	–	1566540-9	Tråd	Cable		1	VST SU	1110
											(55192)	1111
x		–	1050	–	–	1566540-9	Tråd	Cable		1	VST ZS. HST	1112
											(55192)	1113
	10	–	470	–	–	88783-6	Spiral	Sheath			VST SU	1120
		–	430	–	–	88783-6	Spiral	Sheath			VST ZS. HST	1121
	10a	–	390	–	–	88783-6	Spiral	Sheath			VST SU	1122
		–	270	–	–	88783-6	Spiral	Sheath			VST ZS. HST	1123
	11	–	2	–	–	942054-8	Klammer	Clamp				1130
	12	–	2	–	–	950021-6	Skruv	Screw				1140
	13	–	1	–	–	94641-8	Låsbricka	Lock washer				1150
	14	1	2	–	–	419452-8	Clip	Clip			SU	1160
	15	1	–	–	–	418561-7	Hållare	Retainer			TAXI SU	1170
	16	1	–	–	–	950003-4	Skruv	Screw			TAXI SU	1180
	17	1	1	–	–	1221779-0	Genomföring	Grommet		2		1190

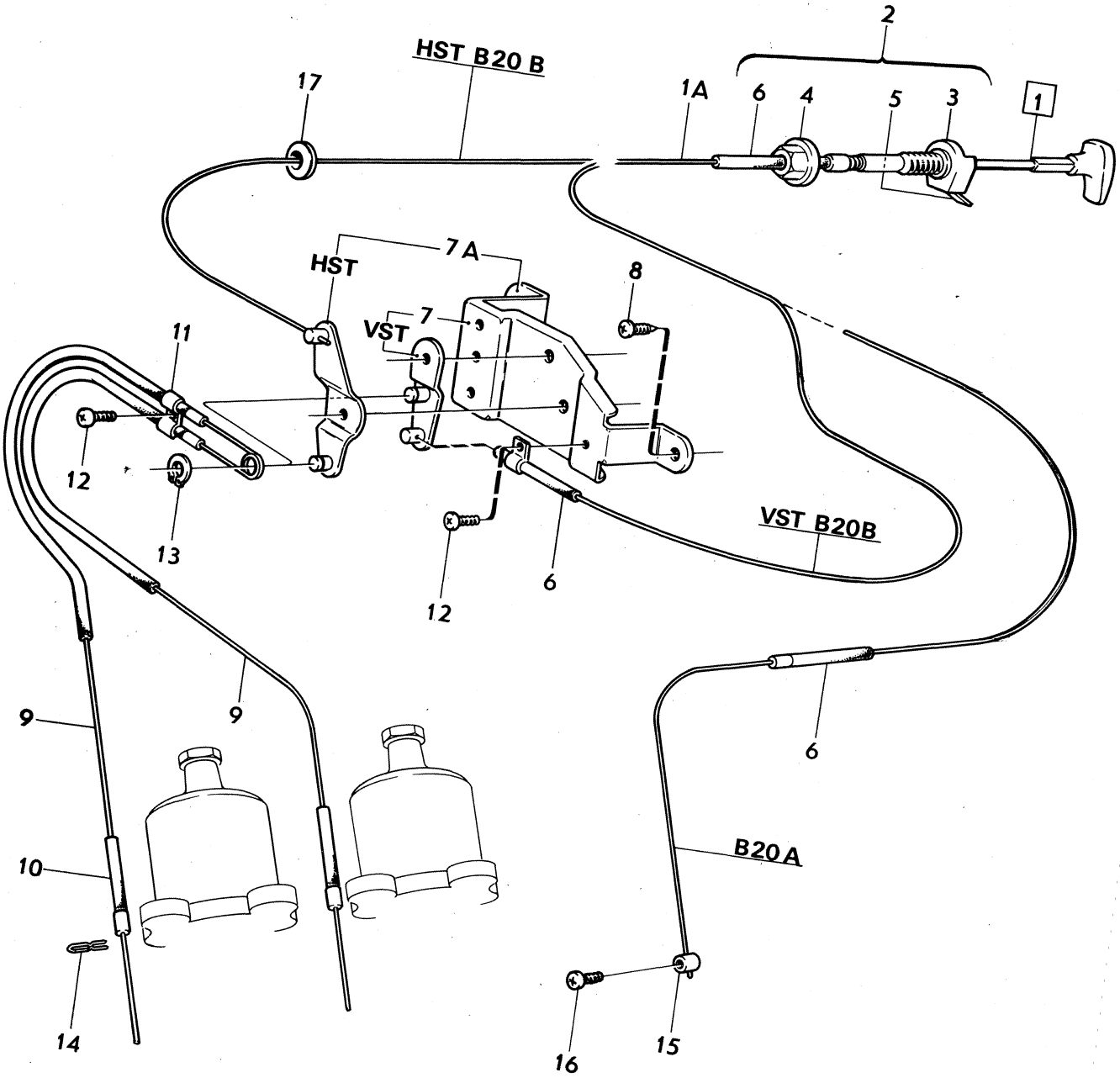

VOLVO PARTS
1 024 13492

0001

	Innehållsförteckning / Index	Inhaltsverzeichnis / Indice	Grupp / Group	Sida / Page
1980–04	Table des matières		3	1

0020
0040 ELSYSTEM OCH INSTRUMENT — Sida — Koord.
0060
0080 Elektrisk utrustning och instrumentutrustning 2 1-H17
0100
0120
0140
0160
0180 ELECTRICAL EQUIPMENT AND INSTRUMENTS — Page — Grid
0200
0220 Electrical equipment and instrumentation 2 1-H17
0240
0260
0280
0300
03[illegible] EQUIPEMENT ELECTRIQUE ET INSTRUMENTS — Page — Grid
03[illegible]
0360 Instrumentation et équipement électrique 2 1-H17
0380
0400
0420
04[illegible]
0[illegible] ELEKTRISCHE ANLAGE UND INSTRUMENTE — Seite — Grid
0480
0500 Elektrische– und Instrumentenausrüstung 2 1-H17
0520
0540
0560
0580
0600 SISTEMA ELECTRICO E INSTRUMENTOS — Página — Grid
0620
0640 Equipo elétrico e instrumentos 2 1-H17

Sida Page	Grupp Group	Elektrisk–och Instrumentutrustning	Electrical Equipment And Instruments	Illustration 13466 1980–04	0050
2	3				

Pos. Fig.	Antal/Quantity				Artikel nr Part No	Benämning	Description	Sats Kit	B P S R	Anmärkning Notes	
1	–	–	–	–		Strömförsörjnings–och startsystem	Power and starter system			SE SIDA 4, 1-H19	1010 1020
2	–	–	–	–		Belysningsutrustning främre	Lighting equipment front			SE SIDA 32, 1-I23	1030 1040
3	–	–	–	–		Belysningsutrustning inre och bakre	Lighting equipment interior and rear			142, 144 SE SIDA 38, 1-J05	1050 1060
	–	–	–	–		Belysningsutrustning inre och bakre	Lighting equipment interior and rear			145 SE SIDA 42, 1-J09	1070 1080
4	–	–	–	–		Signalutrustning	Horn equipment			SE SIDA 46, 1-J13	1090
5	–	–	–	–		Torkare, vindruta	Windscreen wipers			SE SIDA 48, 1-J15	1100
6	–	–	–	–		Torkare, bakruta och spolare 145	Rear window wiper and washer 145			SE SIDA 52, 1-J19	1110 1120
7	–	–	–	–		Vindrutespolare	Windscreen washer			SE SIDA 54, 1-J21	1130
7a	–	–	–	–		Strålkastartorkare	Headlamp wiper			SE SIDA 58, 1-K01	1135
8	–	–	–	–		Kopplings–och kontrollorgan	Connecting and control units			SE SIDA 64, 1-K07	1140 1150
9	–	–	–	–		Instrumentering instrumentutrustning	Instrumentation instrument equipment			SE SIDA 72, 1-K15	1160 1170
10	–	–	–	–		Elledningar, kontaktdon	Wiring connenting units			SE SIDA 78, 1-K21	1180

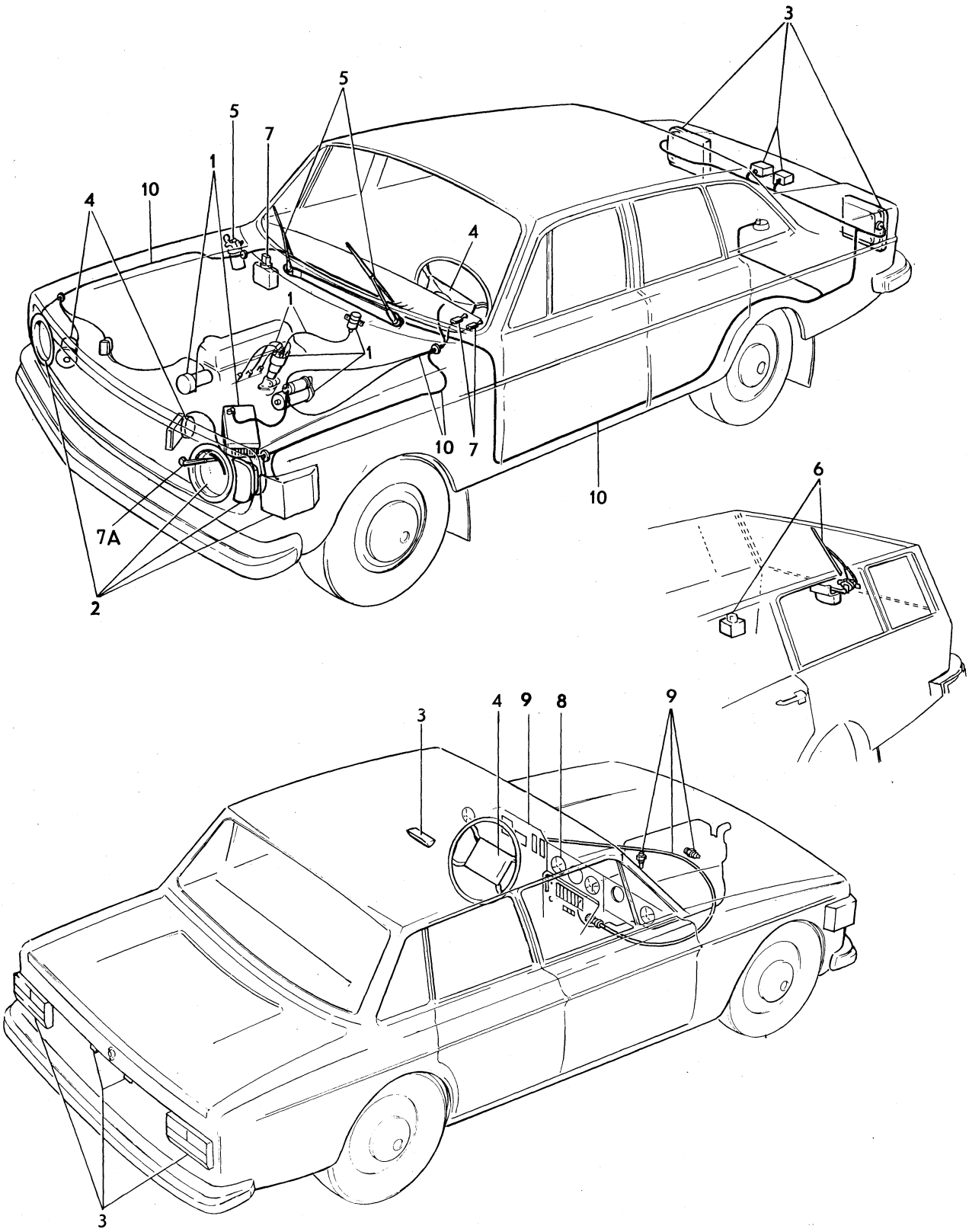

VOLVO PARTS
1030 **13466**

Sida Page	Grupp Group	Strömförsörjnings–och Startsystem	Power And Starter System	Illustration	0100
4	3			26532 1980–04	

	Pos. Fig.	Antal/Quantity				Artikel nr Part No	Benämning	Description	Sats Kit	B P S R	Anmärkning Notes	
	1	1	–	–	–	241529-7	Tändfördelare	Distributor		8	B20A, ERS AV 1 ST	1010
											462657–8	1015
		–	–	–	–		Det se sida 8, 1-H23	Comps page 8, 1-H23				1016
x		1	–	–	–	462657-8	Tändfördelare	Distributor		3	B20A	1018
		–	–	–	–		Det se sida 12, 1-I03	Comps page 12, 1-I03				1019
		1	–	–	–	243186-4	Tändfördelare	Distributor		8	B20B, ERS AV 1 ST	1020
											462658–6	1021
		–	–	–	–		Det se sida 8, 1-H23	Comps page 8, 1-H23				1025
x		1	–	–	–	462658-6	Tändfördelare	Distributor		3	B20B	1030
		–	–	–	–		Det se sida 12, 1-I03	Comps page 12, 1-I03				1035
		1	–	–	–	243314-2	Tändfördelare	Distributor			B20E. 142 CH–393949,	1
											144 CH–427999,	1041
											145 CH–210049	1042
		1	–	–	–	243764-8	Tändfördelare	Distributor			B20F. 142 CH–393949,	1050
											144 CH–427999,	1051
											145 CH–210049	1052
		–	–	–	–		Det se sida 8, 1-H23	Comps page 8, 1-H23				1
		1	–	–	–	462551-3	Tändfördelare	Distributor			B20E. 142 CH 393950–,	1061
											144 CH 428000–,	1062
											145 CH 210050–	1063
		1	–	–	–	462552-1	Tändfördelare	Distibutor			B20F. 142 CH 393950–	1064
											144 CH 428000–,	1065
											145 CH 210050–	1066
		–	–	–	–		Det se sida 10, 1-I01	Comps page 10, 1-I01				1067
	2	1	–	–	–	925060-6	Tätningsring	Seal ring	S			1070
	3	1	–	–	–	418276-2	Fläns	Flange				1080
	4	1	–	–	–	418265-5	Packning	Packing	S			1090
	5	1	–	–	–	955515-2	Skruv	Screw				1100
	6	1	–	–	–	941906-0	Fjädrande bricka	Resilient washer				1110
	7	1	–	–	–	955825-5	Mutter	Nut				1120
	8	2	–	–	–	955524-4	Skruv	Screw				1130
	9	2	–	–	–	941907-8	Fjädrande bricka	Resilient washer				1140
	10	1	–	–	–		Skruvhjul	Worm			SE GRUPP 2A	1150
	11	ERF	–	–	–	192055-2	Vakuumslang	Vacuum hose			B20A, B20B	1160
	11a	ERF	–	–	–	192055-2	Vakuumslang	Vacuum hose			B20E, B20F.	1170
	11b	1	–	–	–	943513-2	Nippel	Nipple			B20E, B20F.	1180
	11c	ERF	–	–	–	418646-6	Gummihatt	Rubber cap				1181
x	12	1	–	–	–	1219189-6	Tändspole	Ignition coil		2	(241609)	1
	13	1	–	–	–	945870-4	Skruv, tid utf	Screw, early prod				1200
		1	–	–	–	955294-4	Skruv, sen utf	Screw, late prod			142 CH 393950–,	1201
											144 CH 428000–,	1202
											145 CH 210050–	1203
	14	1	–	–	–	955894-1	Bricka, tid utf	Washer, early prod				1210
		1	–	–	–	941907-8	Bricka, sen utf	Washer, late prod			142 CH 393950–, 144 CH	1
											428000–, 145 CH 210050	1212
x	14a	1	–	–	–	1219099-7	Klamma för	Clamp for Ignition		3		1215
							Tändspole 1219189–6	coil 1219189–6				1216
	14a	1	–	–	–		Start–och rattlås				SE SIDA 64, 1-K07	1220
								column lock				1230
	15	1	–	–	–	273525-6	Tändstiftssats	Sparking plug kit			B20A	1240
		4	–	–	–		.Tändstift	.Sparking plug				1250
		1	–	–	–	273524-9	Tändstiftssats	Sparking plug kit			B20B, B20F	1260
		4	–	–	–		.Tändstift	.Sparking plug				1270
		1	–	–	–	273536-3	Tändstiftssats	Sparking plug kit			B20E ALT 1	1271
							normal körning	normal driwing				1272
		4	–	–	–		.Tändstift	.Sparking plug				1273
		1	–	–	–	273528-0	Tändstiftssats	Sparking plug kit			B20E ALT 2	1274
							hård körning	hard driwing				1275
		4	–	–	–		.Tändstift	.Sparking plug				1276
	16	1	–	–	–	275661-7	Tändledningssats	Ignition cable kit			(275660)	2010
	17	1	–	–	–	419706-7	.Tändledning	.High tension cable	S			2020
	18	2	–	–	–	954513-8	..Ledningssko	..Cable terminal	S			2030
	19	2	–	–	–	241608-9	..Skyddsmuff	..Cap	S			2040

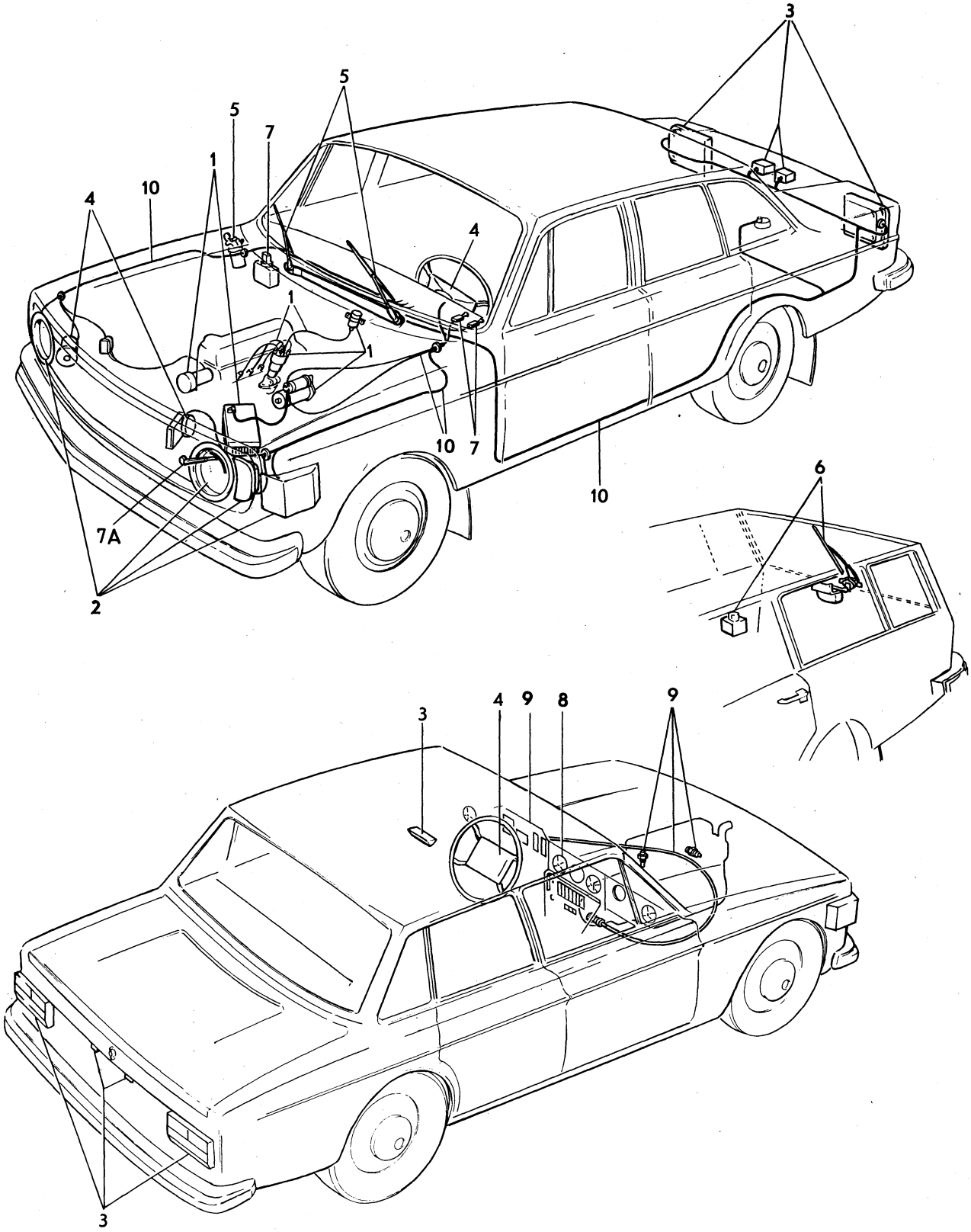

VOLVO PARTS
1030 **13466**

	Pos. Fig.	Antal/Quantity				Artikel nr Part No	Benämning	Description	Sats Kit	B P S R	Anmärkning Notes	
	20	4	–	–	–		.Tändledning	.Ignition cable		8		2050
	21	4	–	–	–	954513-8	..Ledningssko	..Cable terminal	S			2060
	22	4	–	–	–	241608-9	..Skyddsmuff	..Cap	S			2070
	23	4	–	–	–	241605-5	..Dämpmotstånd	..Damping resistance	S		EXCL B20E HST	2080
		4	–	–	–	241850-7	..Dämpmotstånd	..Damping resistance	S		B20E HST	2090
	24	4	–	–	–	241607-1	..Skyddsmuff	..Cap	S			2100
	25	4	–	–	–	241606-3	..Skyddsmuff	..Cap	S			2110
x	26	1	–	–	–	948210-0	Bandklammer	Band clamp		2	(943857)	2120
											M40 RV VST B20E	2121
	27	1	–	–	–	678369-0	Ledning	Low–tension cable		8		2130
							tändspole–avbrytare					[illegible]
x	28	1	–	–	–	949210-9	.Ledningssko	.Cable terminal		2		[illegible]
	29	1	–	–	–	956926-0	.Ledningssko	.Cable terminal				2160
	30	1	–	–	–	418120-2	.Gummiskydd	.Rubber cap				2170
	30a	1	–	–	–	664425-6	Gummiklammer	Rubber clamp				2180
	31	1	–	–	–		Växelströmsgenerator	Alternator and			SE SIDA 14, 1-I05	2190
							med upphängning	mountings				[illegible]
	32	–	–	–	–		Laddningsregulator	Charging relay			SE SIDA 14, 1-I05	[illegible]
		–	–	–	–		Växelström					2220
	33	1	–	–	–	240360-8	Startmotor	Starter motor		8	ERS AV 1 ST 463856–5	2230
		–	–	–	–		Det se sida 28, 1-I19	Comps page 28, 1-I19				2240
x		1	–	–	–	463856-5	Startmotor	Starter motor		3		2245
		–	–	–	–		Det se sida 30, 1-I21	Comps page 30, 1-I21				2246
	34	2	–	–	–	940184-5	Skruv	Screw				2250
	35	2	–	–	–	941909-4	Fjädrande bricka	Resilient washer				2260
	36	2	–	–	–	940157-1	Mutter	Nut				2270
	37	1	–	–	–	261025-1	Batteri	Battery		8	TUDOR 6EXF	2280
	38	1	–	–	–	681450-3	Batterihylla	Battery shelf				2290
	39	1	–	–	–	942624-8	Skruv	Screw				2300
	40	1	–	–	–	960141-0	Bricka	Washer				2310
	41	1	–	–	–	679006-7	Fäste	Anchorage				2320
	42	1	–	–	–	940161-3	Skruv	Screw				2330
	43	1	–	–	–	955894-1	Bricka	Washer				2340
	44	1	–	–	–	955921-2	Bricka	Washer				2350
	45	1	–	–	–	1215083-5	Batteriledning	Battery cable			142 CH–393949	2360
											144 CH–427999	2370
											145 CH–210049	2380
		1	–	–	–	1215082-7	Batteriledning	Battery cable			142 CH 393950–	[illegible]
											144 CH 428000–	[illegible]
											145 CH 210050–	2410
	46	1	–	–	–	192196-4	.Ledningssko	.Cable terminal		8	TID UTF	2420
		1	–	–	–	943387-1	.Ledningssko	.Cable terminal		8	SEN UTF	2430
	47	1	–	–	–	940319-7	.Skruv	.Screw				2440
	48	1	–	–	–	940320-5	.Mutter	.Nut				[illegible]
	49	1	–	–	–	956504-5	.Ledningssko	.Cable terminal			TID UTF	[illegible]
		1	–	–	–	944158-5	.Ledningssko	.Cable terminal		8	SEN UTF	2470
	50	1	–	–	–	1214032-3	Kåpa	Casing				2480
	51	1	–	–	–	688412-6	Hållare	Bracket			TID UTF	2490
		1	–	–	–	1215080-1	Hållare	Bracket			SEN UTF	2500
	52	1	–	–	–	673580-7	Gummikåpa	Rubber casing				2510
	53	1	–	–	–	955921-2	Fjäderbricka	Spring washer				2520
	54	1	–	–	–	955782-8	Mutter	Nut				2530
	55	1	–	–	–	943412-7	Stomledning, batteri	Earth cable, battery				2540
	56	1	–	–	–	190339-2	Stomledning,	Earth cable				2550
							motor–kaross	engine–body				2560
	57	2	–	–	–	955523-6	Skruv, jordning	Screw, earth				2570
	58	2	–	–	–	960141-0	Bricka	Washer				2580
	59	1	–	–	–	955524-4	Skruv, jordning	Screw, earth				2590
	60	1	–	–	–	955894-1	Bricka	Washer				2600

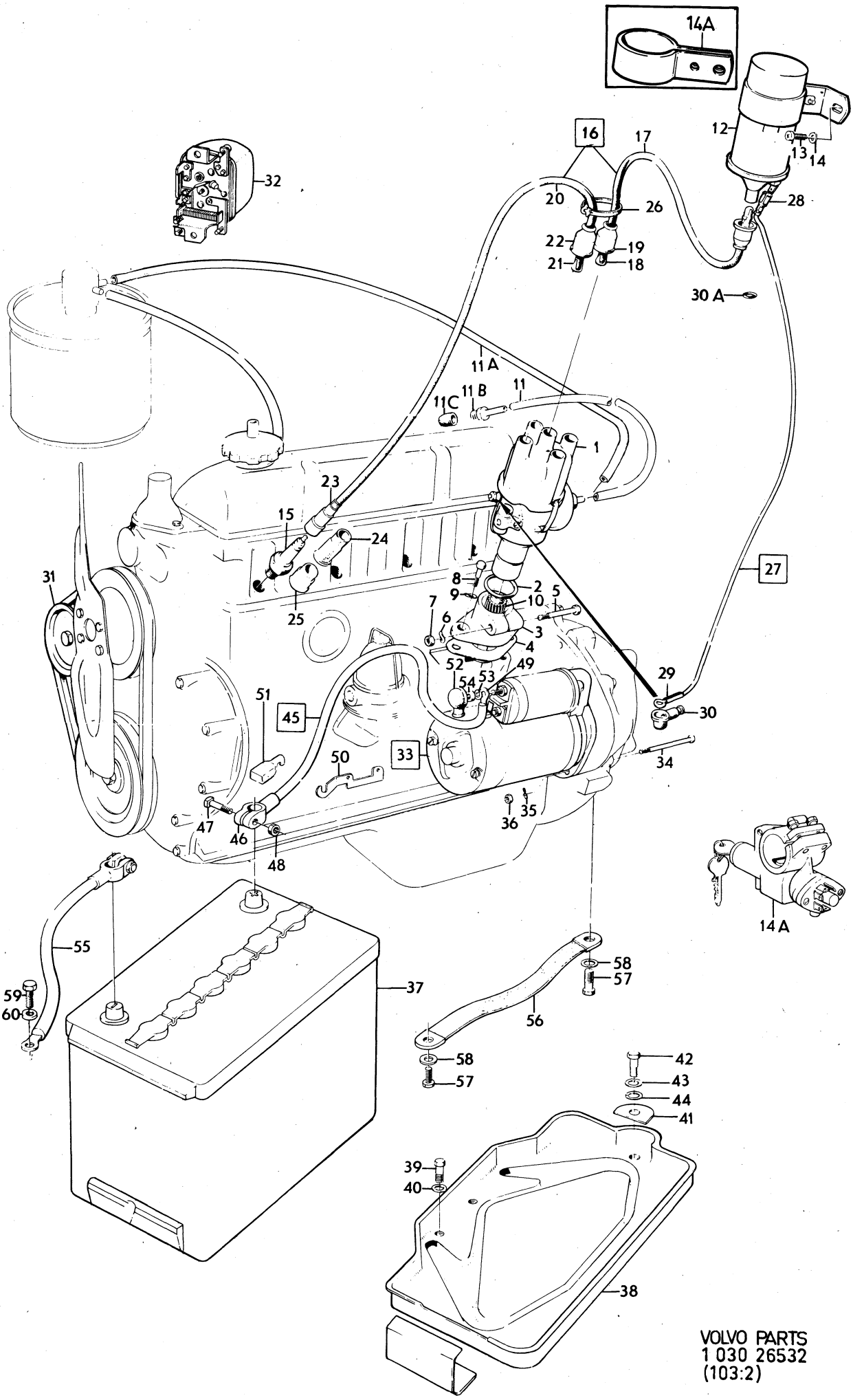

VOLVO PARTS
1 030 26532
(103:2)

Sida Page	Grupp Group	Tändfördelare	Distributor	Illustration	0150
8	3	241529, 243186, 243314, 243764	241529, 243186, 243314, 243764	10830 1980–04	

Pos. Fig.	Antal/Quantity 241 529	243 186	243 314	243 764	Artikel nr Part No	Benämning	Description	Sats Kit	B P S R	Anmärkning Notes	
1	1	–	–	–	241529-7	Tändfördelare	Distributor		8	B20A, ERS AV 1 ST	1010
										462657–8	1015
	–	1	–	–	243186-4	Tändfördelare	Distributor		3	B20B, ERS AV 1 ST	1020
										462658–6	1025
	–	–	1	–	243314-2	Tändfördelare	Distributor			B20E	1030
	–	–	–	1	243764-8	Tändfördelare	Distributor			B20F.	1040
2	1	1	1	1		.Hus	.Housing		8		1050
3	1	1	–	–	233262-5	.Bussning, övre	.Bushing, upper				1060
4	1	1	–	–	238850-2	.Bussning, nedre	.Bushing, lower				1070
5	1	1	–	–	241396-1	.Smörjfilt	.Lubricator felt				1080
6	1	1	–	–	241650-1	.Kondensator	.Capicator				)
	–	–	1	1	243013-0	.Kondensator	.Capicator				1100
7	1	–	–	–	240580-1	.Fjäder	.Spring				1110
	–	1	–	–	241660-0	.Fjäder	.Spring				1120
	1	–	–	–	240581-9	.Fjäder	.Spring		8		1130
8	1	–	–	–	240582-7	.Brytarkam	.Breaker		8		1140
	–	1	–	–	243312-6	.Brytarkam	.Breaker		8		
9	1	–	–	–	233836-6	.Koppling	.Coupling				1160
	–	1	–	–	243016-3	.Koppling	.Coupling				1170
10	1	–	–	–	241651-9	.Brytarplatta	.Breaker plate				1180
	–	1	–	–	241663-4	.Brytarplatta	.Breaker plate				1190
11	1	–	–	–	241652-7	..Kontaktsats	..Breaker point set				1200
x	–	1	1	1	1306169-2	..Kontaktsats	..Breaker point set		1	(241664)	1210
12	1	1	1	1	240305-3	.Fördelararm	.Distributor rotor				1220
13	1	1	1	1	243632-7	.Fördelarlock	.Distributor cap				1230
14	1	1	1	1	243761-4	.Kondensspärr	.Condensate tra				1240
15	–	–	1	–	243276-3	.Vakuumregulator	.Vacuum governor				1250
	1	–	–	–	241654-3	.Vakuumregulator	.Vacuum governor				1260
	–	1	–	–	241665-9	.Vakuumregulator	.Vacuum governor				1270
	–	–	–	1	243774-7	.Vakuumregulator	.Vacuum governor				1280
16	–	–	1	1	243022-1	.Kontaktinsats	.Breaker poin kit				1290
17	–	–	1	1	243023-9	.Packning	.Packing				1300
18	1	1	–	–	241655-0	.Rep. sats för	.Small–parts kit for		8		1310
						fördelaraxel	distributor axle				1320
19	1	1	–	–	241656-8	.Rep. sats för	.Small–parts kit for				1330
						medbringare	companion flange				1340
20	1	1	–	–	241657-6	.Rep. sats för	.Small–parts kit for		8		1350
						vakuumregulator	vacuum governor				
21	1	1	–	–	241658-4	.Rep. sats för	.Small–parts kit for				1370
						brytarplatta	contact breaker plate				1380
22	1	1	–	–	241659-2	.Hållfjädersats	.Retainer spring set				1390
			1	1	273521-5	rep.sats	repair kit				1400

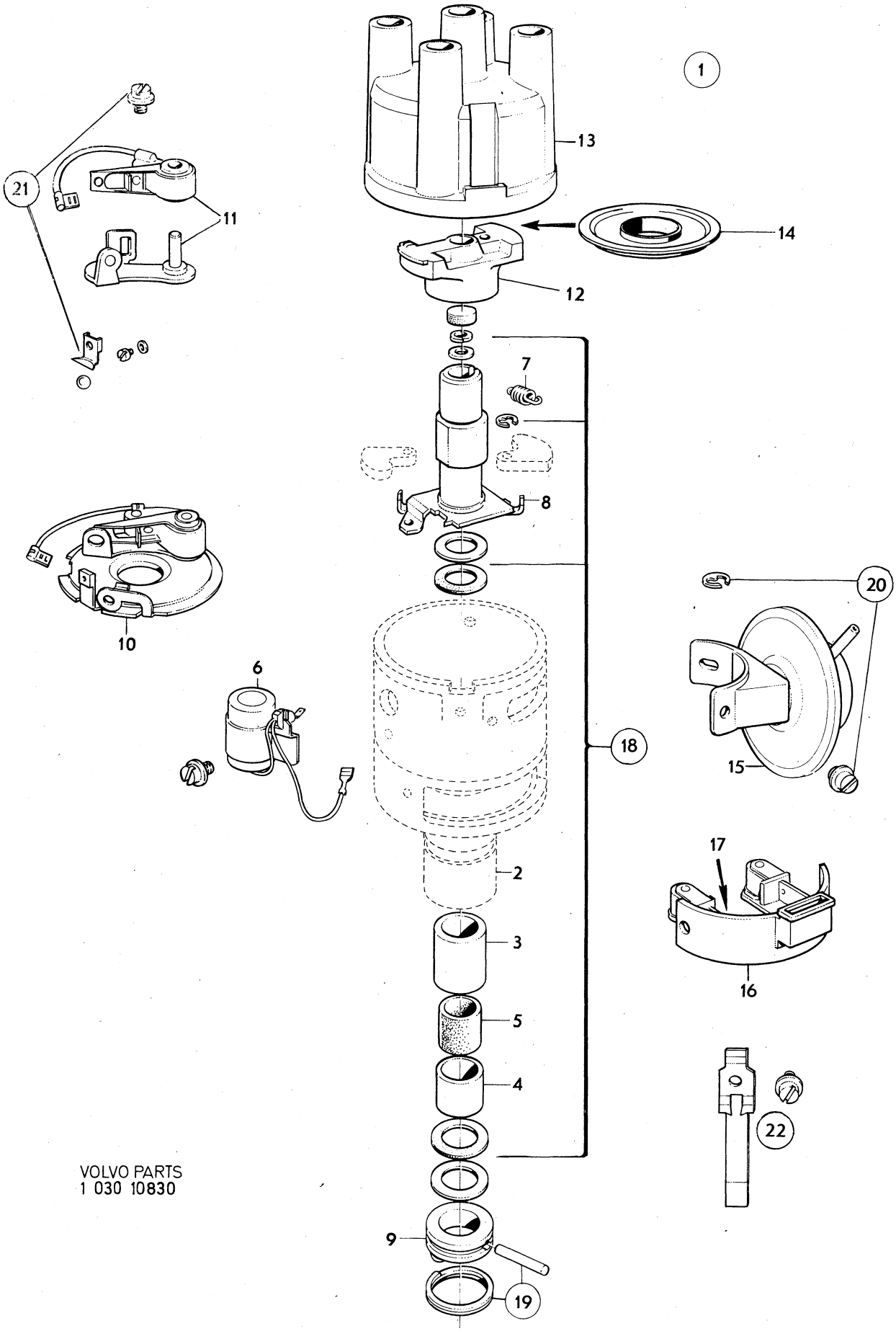

VOLVO PARTS
1 030 10830

Sida Page	Grupp Group	Tändfördelare 462551, 462552	Distributor 462551, 462552	Illustration	0200
10	3			26535 1980–04	

	Pos. Fig.	Antal/Quantity 462 551	462 552			Artikel nr Part No	Benämning	Description	Sats Kit	B P S R	Anmärkning Notes	
	1	1	–	–	–	462551-3	Tändfördelare	Distributor				1010
		–	1	–	–	462552-1	Tändfördelare	Distributor				1020
	2	1	1	–	–		.Hus	.Housing		8		1030
	3	1	–	–	–	243795-2	.Kondensator	.Capicator				1040
		–	1	–	–	243800-0	.Kondensator	.Capicator				1050
	4	1	–	–	–	241652-7	.Kontaktsats	.Breaker point set				1060
		–	1	–	–	243799-4	.Kontaktsats	.Breaker point set				1070
x	5	1	1	–	–	243903-2	.Fördelararm	.Distributor rotor		1	(243796)	1080
	6	1	1	–	–	243797-8	.Fördelarlock	.Distributor cap				1090
	7	1	1	–	–	243807-5	.Kondensspärr	.Condensate trap				1100
	8	1	–	–	–	243798-6	.Vakuumregulator	.Vacuum govenor				[illegible]
x	9	2	2	–	–	1218739-9	.Hållfjäder	.Retaining spring		2		1115
	10	1	1	–	–	273521-5	Reparationssats	Repair kit				1120

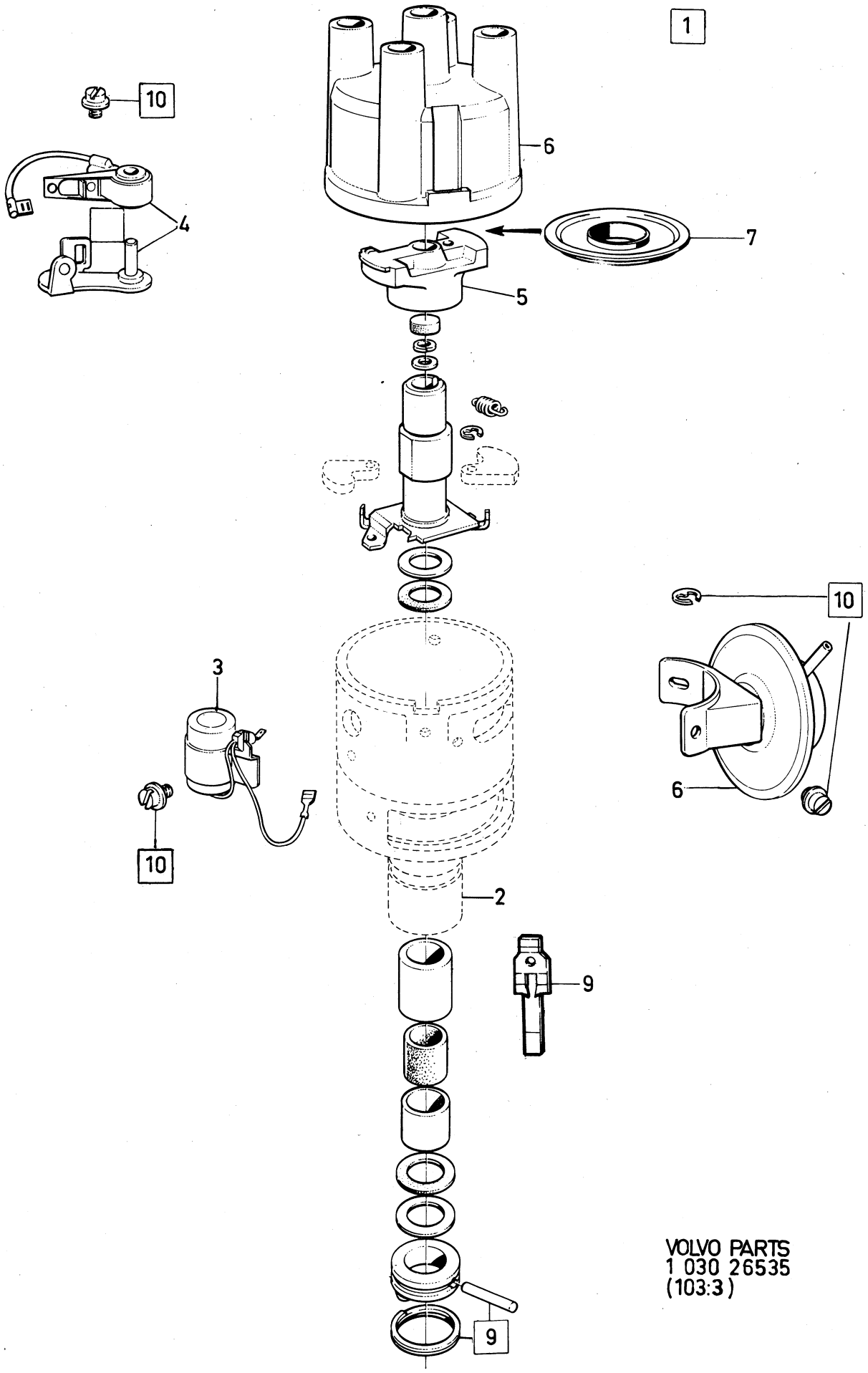

VOLVO PARTS
1 030 26535
(103:3)

Sida Page	Grupp Group	Tändfördelare, 462657, 462658	Distributor, 462657, 462658	Illustration 24517 1980–04	0225
12	3				

	Pos. Fig.	Antal/Quantity				Artikel nr Part No	Benämning	Description	Sats Kit	B P S R	Anmärkning Notes	
x	1	1	–	–	–	462657-8	Tändfördelare	Distributor		3		0020
x		–	1	–	–	462658-6	Tändfördelare	Distributor		3		0040
	2	1	–	–	–	241652-7	.Kontaktsats	.Breaker point kit				0060
x		–	1	–	–	243655-8	.Kontaktsats	.Breaker point kit				0080
	3	1	1	–	–	243795-2	.Kondensator	.Capacitor				0100
x	4	1	1	–	–	243903-2	.Fördelararm	.Distributor rotor		1		0120
	5	1	1	–	–	243797-8	.Fördelarlock	.Distributor cap				0140
x	6	1	–	–	–	243966-9	.Vakuumregulator	.Vacuum governor		3		0160
x		–	1	–	–	243985-9	.Vakuumregulator	.Vacuum governor		5		0180
	7	1	1	–	–	243807-5	.Kondensspärr	.Cover				0200
x	7a	2	2	–	–	1218739-9	.Hållfjäder	.Retaining spring		2		02[illegible]
	8	1	1	–	–	273521-5	Rep.sats	Repair kit				0240

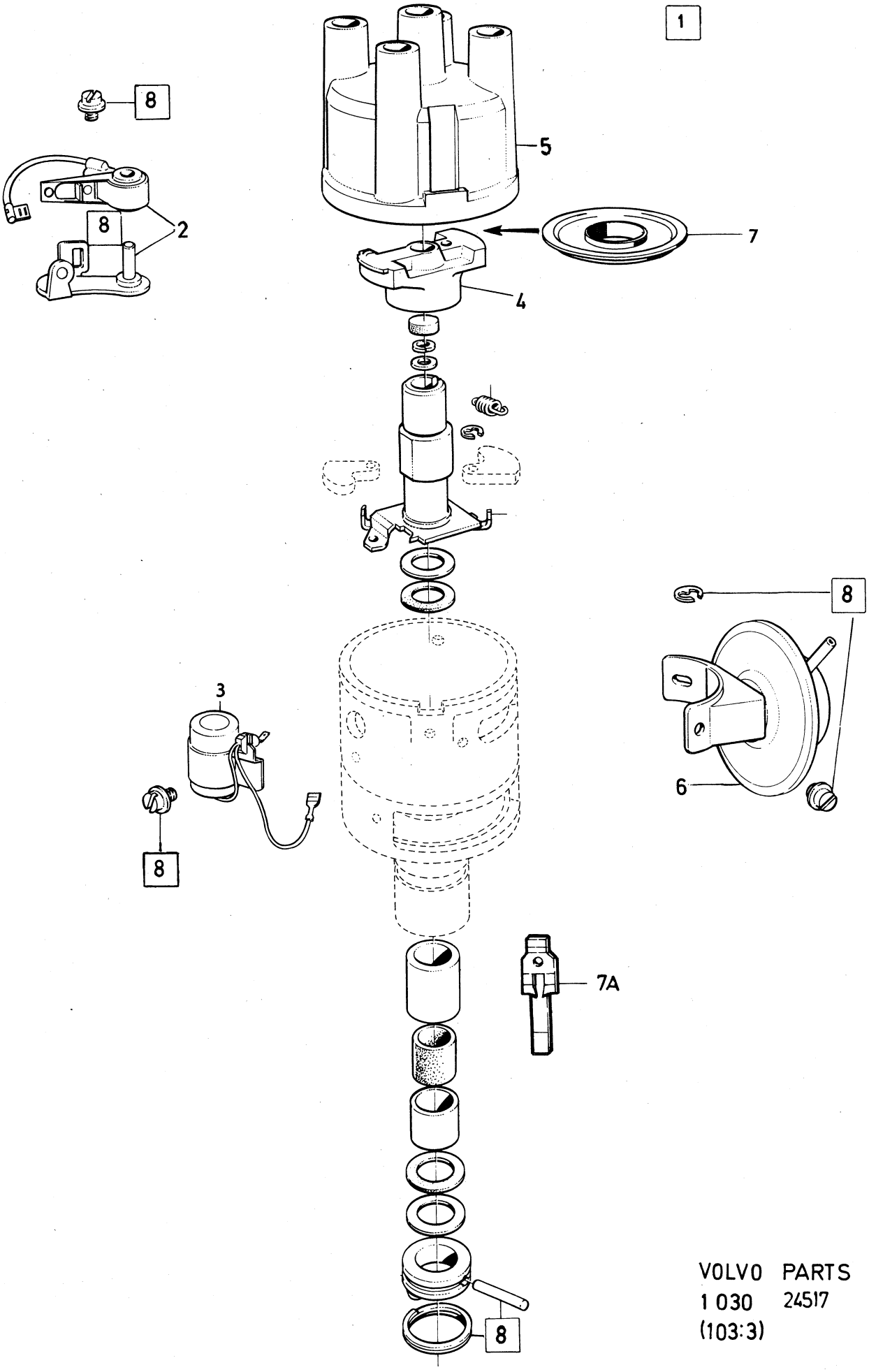

VOLVO PARTS
1 030 24517
(103:3)

Sida Page	Grupp Group	Växelströmsgenerator med upphängning, laddningsregulator	Alternator and mountings, charging relay	Illustration 11732 1980–04	0250
14	3				

Pos. Fig.	Antal/Quantity B20 VST	B20 HST			Artikel nr Part No	Benämning	Description	Sats Kit	B P S R	Anmärkning Notes	
1	1	1	–	–	419420-5	Växelströmsgenerator	Alternator		8	B20B, 142 CH–439499,	0020
										144 CH–496299,	0040
										145 CH–251869, ERS	0060
										AV 1 ST 462892–1 OCH	0065
										1 ST 1234519–5	0066
	–	–	–	–		Det se sida 20, 1-I11	Comps page 20, 1-I11				0080
	1	1	–	–	462892-1	Växelströmsgenerator	Alternator		3	B20B 142 CH 439500–	0100
										144 CH 496300–	0120
										145 CH 251870–	0140
	–	–	–	–		Det se sida 26, 1-I17	Comps page 26, 1-I17				0160
	–	1	–	–	419420-5	Växelströmsgenerator	Alternator		8	B20A, 142 CH–439499,	01[illegible]
										144 CH–496299,	02[illegible]
										145 CH–251869, ERS	0220
										AV 1 ST 462892–1 OCH	0225
										1 ST 1234519–5	0226
	–	–	–	–		Det se sida 20, 1-I11	Comps page 20, 1-I11				0240
	–	1	–	–	462892-1	Växelströmsgenerator	Alternator		3	B20A 142 CH 439500–	02[illegible]
	–	–	–	–						144 CH 496300–	02[illegible]
	–	–	–	–						145 CH 251870–	0300
	–	–	–	–		Det se sida 26, 1-I17	Comps page 26, 1-I17				0320
	1	–	–	–	460085-4	Växelströmsgenerator	Alternator		8	B20E, B20F 142 CH	0340
										–393949, 144 CH–427999	0360
										145 CH–210049, ERS	0380
										AV 1 ST 462893–9 OCH	0385
										1 ST 1234519–5	0386
	–	1	–	–	460085-4	Växelströmsgenerator	Alternator		8	B20E, B20F	0400
										142 CH–439499,	0420
										144 CH–496299,	0440
										145 CH–251869, ERS	0460
										AV 1 ST 462893–9 OCH	0465
										1 ST 1234519–5	0466
	–	–	–	–		Det se sida 20, 1-I11	Comps page 20, 1-I11				0480
	–	1	–	–	462893-9	Växelströmsgenerator	Alternator		3	B20E, B20F	0500
										142 CH 439500–	0520
										144 CH 496300–	0540
										145 CH 251870–	0560
	–	–	–	–		Det se sida 26, 1-I17	Comps page 26, 1-I17				0580
	–	–	–	–							06[illegible]
	1	–	–	–	460085-4	Växelströmsgenerator	Alternator			B20F,	06[illegible]
										142 CH 393950–439499,	0640
										144 CH 428000–496299,	0660
										145 CH 210050–251869,	0680
										ERS AV 1 ST 462893–9	0685
										OCH 1 ST 1234519–5	06[illegible]
	–	–	–	–		Det se sida 20, 1-I11	Comps page 20, 1-I11				07[illegible]
	1	–	–	–	462893-9	Växelströmsgenerator	Alternator		3	B20F 142 CH 439500–	0720
										144 CH 496300–	0740
										145 CH 251870–	0760
	–	–	–	–		Det se sida 26, 1-I17	Comps page 26, 1-I17				0780
	1	–	–	–	460085-4	Växelströmsgenerator	Alternator			B20A SPEC UTF1716–1725	0800
										1779–1783, ERS AV 1 ST	0820
										462893–9 OCH 1 ST	0825
										1234519–5	0826
	–	–	–	–		Det se sida 20, 1-I11	Comps page 20, 1-I11				0840
	1	–	–	–	241735-0	Växelströmsgenerator	Alternator			B20E 142 CH 393950–	0860
										144 CH 428000–	0880
										145 CH 210050–	0900
	1	–	–	–	241527-1	Växelströmsgenerator, ...	Alternator		8	B20A EXCL SPEC UTF	0920
						tid utf	early prod			ERS AV 1 ST 241735–0,	0940
										1 ST 243456–1, 1 ST	0960
										243457–9	0980
	1	–	–	–	243793-7	Växelströmsgenerator, ...	Alternator, ...		8	B20A EXCL SPEC UTF,	1000
						sen utf	late prod			ERS AV 1 ST 241735–0	1020

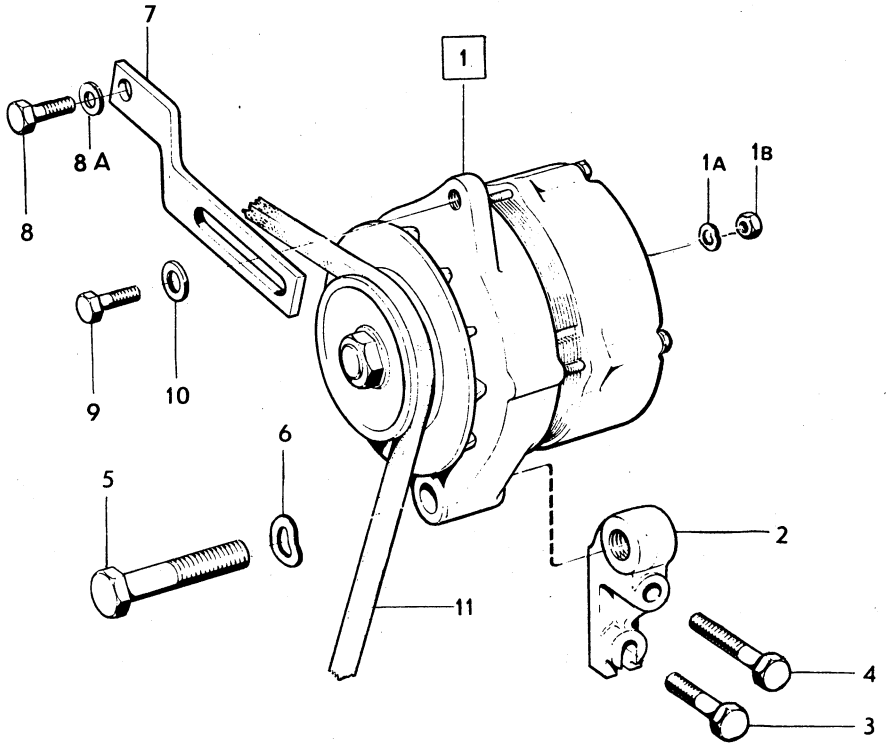

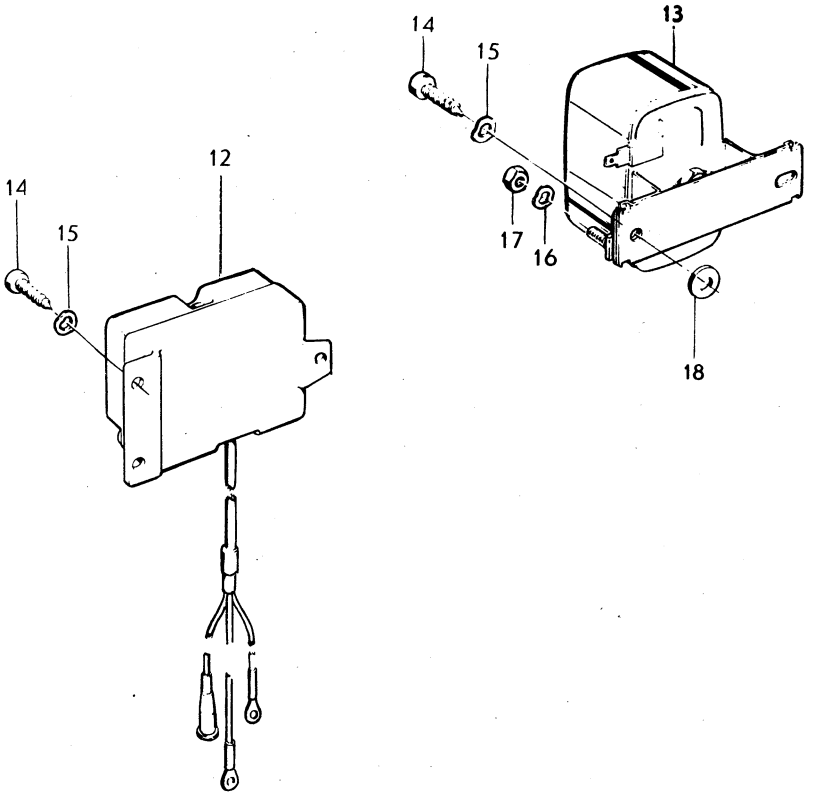

VOLVO PARTS
1 030 11732

Sida Page	Grupp Group	Växelströmsgenerator med upphängning, laddningsregulator	Alternator and mountings, charging relay	Illustration 11732 1980–04	0250
16	3				

	Pos. Fig.	Antal/Quantity B20 VST	B20 HST			Artikel nr Part No	Benämning	Description	Sats Kit	B P S R	Anmärkning Notes	
		–	–	–	–		Det se sida 24, 1-I15	Comps page 24, 1-I15				1060
	1a	1	1	–	–	941905-2	Fjädrande bricka	Resilient washer				1080
		1	1	–	–	941906-0	Fjädrande bricka	Resilient washer				1100
	1b	1	1	–	–	955780-2	Mutter	Nut			M5	1120
		1	1	–	–	955781-0	Mutter	Nut			M6	1140
	2	–	1	–	–	419417-1	Konsol	Bracket				1160
	3	–	1	–	–	955535-0	Skruv	Screw			L 32	1180
	4	–	1	–	–	955536-8	Skruv	Screw			L 45	1200
	5	1	1	–	–	955564-0	Skruv	Screw			L 51	1220
	6	1	1	–	–	940280-1	Fjädrande bricka	Resilient washer				1240
	7	–	1	–	–	419418-9	Spännjärn	Tensioner arm				1[illegible]
		1	–	–	–	430147-9	Spännjärn	Tensioner arm		6	US B20A (498250–251)	1280
											US B20B (498256–257)	1300
											ERS AV 1 ST 462743–6	1320
											1 ST 955894–1	1340
		1	–	–	–	462743-6	Spännjärn	Tensioner arm			US B20A(498030–031)	1360
											US B20B(498034–035)	1[illegible]
		1	–	–	–	461320-4	Spännjärn	Tensioner arm		8	US B20E (498268–269)	1400
											US B20F (498284)	1420
											ERS AV 1 ST 462744–4	1425
											OCH 1 ST 955894–1	1426
		1	–	–	–	462744-4	Spännjärn	Tensioner arm			US B20E(498038–039)	1440
											US B20F(498048)	1460
		1	–	–	–	460852-7	Spännjärn	Tensioner arm			MS	1480
	8	–	1	–	–	940133-2	Skruv	Screw				1500
		1	–	–	–	955523-6	Skruv	Screw			5/16X16, ALT 1	1520
		1	–	–	–	955524-4	Skruv	Screw			5/16X19, ALT 2	1540
		1	–	–	–	940159-7	Skruv	Screw			5/16X32, ALT 3	1560
		1	–	–	–	955534-3	Skruv	Screw			3/8X19, ALT 4	1580
		1	–	–	–	940114-2	Skruv	Screw			3/8X22,ALT 5	1600
		1	–	–	–	955535-0	Skruv	Screw			3/8X32, ALT 6	1620
	8a	1	–	–	–	955894-1	Bricka	Washer			TID UTF	1640
	9	1	–	–	–	955524-4	Skruv	Screw			5/16X19, ALT 1	1660
		1	–	–	–	940135-7	Skruv	Screw			5/16X22, ALT 2	1680
		1	–	–	–	955525-1	Skruv	Screw			5/16X25, ALT 3	1700
	10	1	1	–	–	191172-6	Bricka	Washer				1720
	11	1	1	–	–		Drivrem	Drive belt			SE GRUPP 2B	1740
	12	1	1	–	–	674475-9	Laddningsregulator	Charging relay			1)	1[illegible]
x	13	1	–	–	–	1259303-4	Laddningsregulator	Charging relay		2	2)(1215565)	1780
											B20B 142 CH–439499,	1785
											144 CH–496299,	1800
											145 CH–251869	1820
x		1	–	–	–	1234519-5	Laddningsregulator	Charging relay		2	2) (1214719) B20B,	1840
											142 CH 439500–,	1[illegible]
											144 CH 496300–,	1880
											145 CH 251870–	1885
x		1	–	–	–	1234519-5	Laddningsregulator	Charging relay		2	2) (241534) B20A,	1900
											EXCL SPEC UTF	1910
x		1	–	–	–	1259303-4	Laddningsregulator	Charging relay		2	(1215565) B20A,	1920
											SPEC UTF 1716–1725,	1940
											1779–1783	1960
x		–	1	–	–	1259303-4	Laddningsregulator	Charging relay		2	2)(1215565)	1980
											B20A, B20B	2000
											142 CH–455133,	2020
											144 CH–512779,	2025
											145 CH–263461	2026

1. För vagnar med kommunikationsradio. For vehicles with shortwave transmitters. Pour véhicules avec radiocommunication. Für Wagen mit Sprechfunk. Para coches con equipo de radiocommunicaciones.
2. För vagnar utan kommunikationsradio. For vehicles not fitted with shortwave transmitters. Pour véhicules sans radiocommunication. Für Wagen ohne Sprechfunk. Para coches sin equipo de radiocommunicationes.

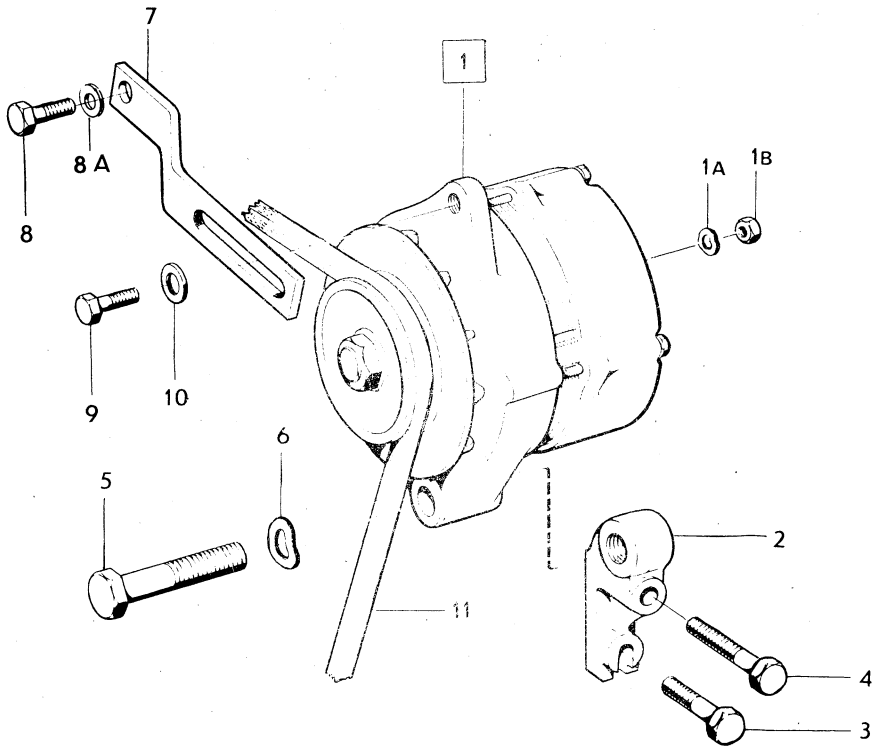

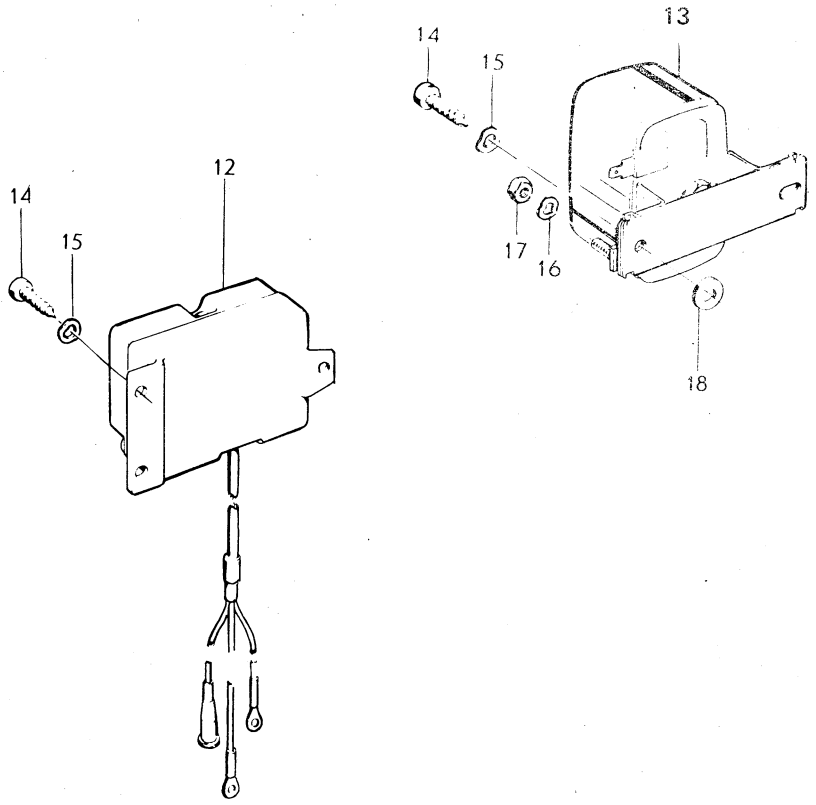

VOLVO PARTS
1 030 11732

Sida Page	Grupp Group	Växelströmsgenerator med upphängning, laddningsregulator	Alternator and mountings, charging relay	Illustration 11732 1980–04	0250
18	3				

	Pos. Fig.	Antal/Quantity B20 VST	B20 HST			Artikel nr Part No	Benämning	Description	Sats Kit	B P S R	Anmärkning Notes	
x		1	–	–	–	1259303-4	Laddningsregulator	Charging relay		2	(1215565) B20E	2100
											142 CH–393949,	2120
											144 CH–427999,	2140
											145 CH–210049	2160
x		1	–	–	–	1234519-5	Laddningsregulator	Charging relay		2	(241534) B20E,	2180
											142 CH 393950–,	2200
											144 CH 428000–,	2220
											145 CH–210050	2225
x		1	–	–	–	1259303-4	Laddningsregulator	Charging relay		2	(1215565) B20F,	2240
											142 CH–439499,	2260
											144 CH–496299,	2280
											145 CH–251869	2300
x		1	–	–	–	1234519-5	Laddningsregulator	Charging relay		2	(1214719) B20F,	2320
											142 CH 439500–,	2340
											144 CH 496300–,	2360
											145 CH 251870–	2380
x		–	1	–	–	1259303-4	Laddningsregulator	Charging relay		2	(1215565) B20E, B20F,	2400
											142 CH–439499,	2420
											144 CH–496299,	2440
											145 CH–251869	2460
x		–	1	–	–	1234519-5	Laddningsregulator	Charging relay		2	(1214719) B20E, B20F	2480
											142 CH 439500–,	2500
											144 CH 496300–,	2520
											145 CH 251870–	2540
	14	2	2	–	–	958236-2	Skruv	Screw				2560
	15	2	2	–	–	941906-0	Fjädrande bricka	Resilient washer			ALT 1	2580
		2	2	–	–	955947-7	Låsbricka	Lock washer			ALT 2	2600
	16	1	1	–	–	941904-5	Bricka	Washer			EXCL B20E VST	2620
											142 CH 393950–	2640
											144 CH 428000–	2660
											145 CH 210050–	2680
	17	1	1	–	–	955779-4	Mutter	Nut			EXCL B20E VST	2700
											142 CH 393950–	2720
											144 CH 428000–	2740
											145 CH 210050–	2760
	18	1	1	–	–	955947-7	Låsbricka	Lock washer				2780

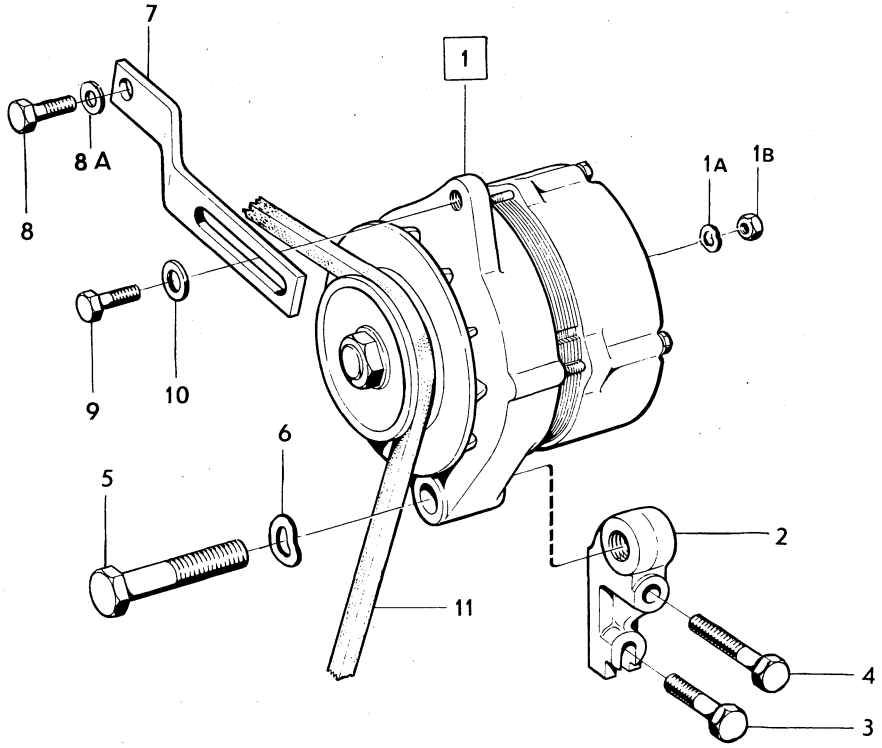

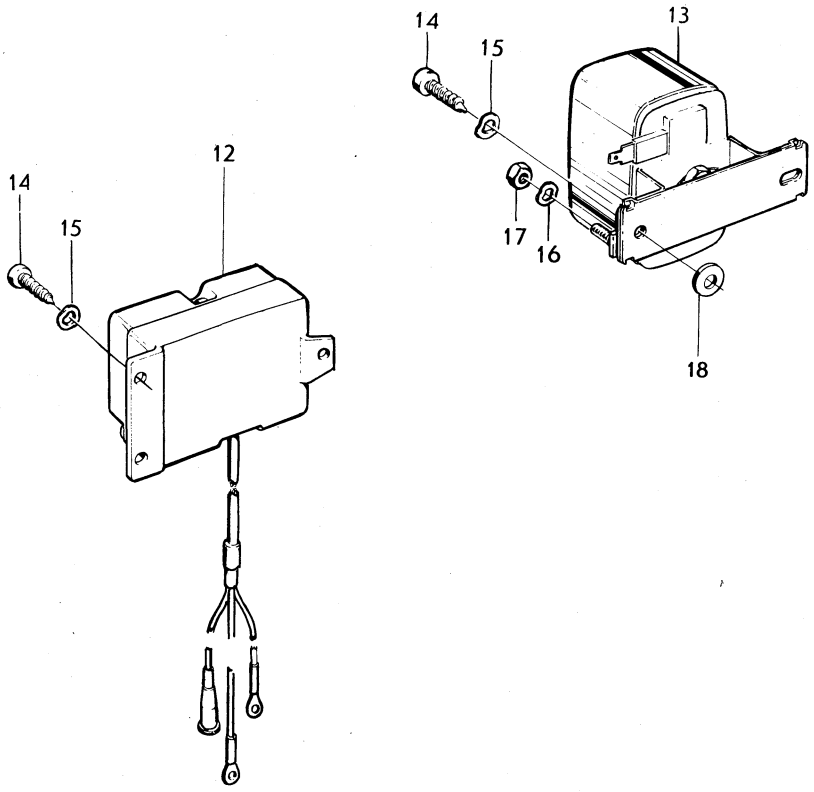

VOLVO PARTS
1 030 11732

Sida Page	Grupp Group	Växelströmsgenerator	Alternator	Illustration	0300
20	3	419420, 460085	419420, 460085	9252	
				1980–04	

	Pos. Fig.	Antal/Quantity 0419 0420	0460 0085			Artikel nr Part No	Benämning	Description	Sats Kit	B P S R	Anmärkning Notes	
	1	1	–	–	–	419420-5	Växelströmsgenerator	Alternator		8		1010
		–	1	–	–	460085-4	Växelströmsgenerator	Alternator		8		1020
	2	1	1	–	–		.Hus, bakre	.Housing rear		8		1030
	3	1	–	–	–	419501-2	..Rep.sats	..Repair kit				1040
		–	1	–	–	480651-9	..Rep.sats	..Repair kit				1050
	4	2	2	–	–		...Skruv	...Skruv	S			1060
	5	1	1	–	–		...Gummiring	...Rubber ring	S			1070
	6	1	1	–	–		.Hus, främre	.Housing, forward		8		1080
x	7	1	–	–	–	1518411-2	.Stator	.Stator		3	(362235)	1090
x		–	1	–	–	1518413-8	.Stator	.Stator		3		1100
	8	1	–	–	–	460131-6	..Hållare, +diod	..Retainer, +diode			(419502)	1110
		–	1	–	–	460131-6	..Hållare, +D10D	..Retainer, +diode				1120
	9	1	–	–	–	273512-4	...Rep.sats	...Repair kit				1130
		–	1	–	–	273512-4	...Rep.sats	...Repair kit			(273504)	1140
	10	4	4	–	–		....Isolerbricka	....Insulating washer	S			1150
	11	2	2	–	–		....Isolerbussning	....Insulating bushing	S			1160
	12	3	3	–	–		....Låsbricka	....Lock washer	S			1170
	13	3	3	–	–		....Mutter	....Nut	S			1180
	14	1	1	–	–	273506-6	...Rep.sats	...Repair kit				1190
	15	3	3	–	–		....D10D, +	....Diode, +	S			1200
	16	1	–	–	–	1207430-8	..Hållare, –diod	..Retainer, –diode		2	(362233)	1210
		–	1	–	–	1207430-8	..Hållare, –diod	..Retainer, –diode		2	(460132)	1220
	17	1	–	–	–	273513-2	...Rep.sats	...Repair kit			(419505)	1230
		–	1	–	–	273513-2	...Rep.sats	...Repair kit			(273505)	1240
	18	3	3	–	–		....Låsbricka	....Lock washer	S			1250
	19	3	3	–	–		....Mutter	....Nut	S			1260
	20	1	1	–	–	273507-4	...Rep.sats	...Repair kit				1270
	21	3	3	–	–		....D10D, –	....Diode, –	S			1280
	22	2	2	–	–		..Hållare, enkel	..Retainer, single				1290
	23	2	2	–	–		..Hållare, dubbel	..Retainer, double				1300
	24	–	1	–	–	827562-0	..Rep.sats	..Repair kit				1310
	25	–	4	–	–		...Skruv	...Screw	S			1320
	26	–	4	–	–		...Hållare	...Retainer	S			1330
	27	1	–	–	–	362236-2	.Rotor	.Rotor				1340
		–	1	–	–	461226-3	.Rotor	.Rotor				1350
	28	1	1	–	–	181797-2	..Kullager, bakre	..Bearing, rear				1360
	29	1	1	–	–	181800-4	.Kullager, främre	.Bearing, forward				1370
	30	1	1	–	–	419508-7	.Rep.sats	.Repair kit				1380
	31	1	1	–	–		..Hållare	..Retainer	S			1390
	32	3	3	–	–		..Skruv	..Screw	S			1400
	33	1	1	–	–	460133-2	.Hållare med elborstar	.Retainer with carbon brushes				1410 1420
	34	1	–	–	–	273508-2	..Rep.sats	..Repair kit			(419509)	1430
		–	1	–	–	273508-2	..Rep.sats	..Repair kit				1440
	35	1	1	–	–		...Lock	...Cover	S			1450
	36	2	2	–	–		...Skruv	...Screw	S			1460
x	37	1	–	–	–	465036-2	.Hållare	.Retainer			(362226)	1470
		–	1	–	–	460134-0	.Hållare	.Retainer				1480
x	38	1	–	–	–	273515-7	..Rep.sats	..Repair kit			(419511)	1490
		–	1	–	–	273509-0	..Rep.sats	..Repair kit				1500
	39	2	2	–	–		...Isolerbricka	...Insulating washer				1510
	40	4	4	–	–		...Låsbricka	...Lock washer				1520
	41	4	4	–	–		...Mutter	...Nut				1530
	42	1	–	–	–	419512-9	.Remskiva	.Pulley				1540
		–	1	–	–	1207431-6	.Remskiva	.Pulley		2	(1207431)	1550
	43	1	–	–	–	419513-7	.Fläkt	.Fan				1560
		–	1	–	–	460135-7	.Fläkt	.Fan				1570
	44	1	1	–	–	419514-5	.Rep.sats	.Repair kit				2010
	45	1	1	–	–		..Distansring	..Spacer ring	S			2020
	46	1	1	–	–		..Kil	..Key	S			2030
	47	1	1	–	–		..Bricka	..Washer	S			2040
	48	1	1	–	–		..Mutter	..Nut	S			2050
	49	1	–	–	–	419515-2	.Rep.sats	.Repair kit				2060

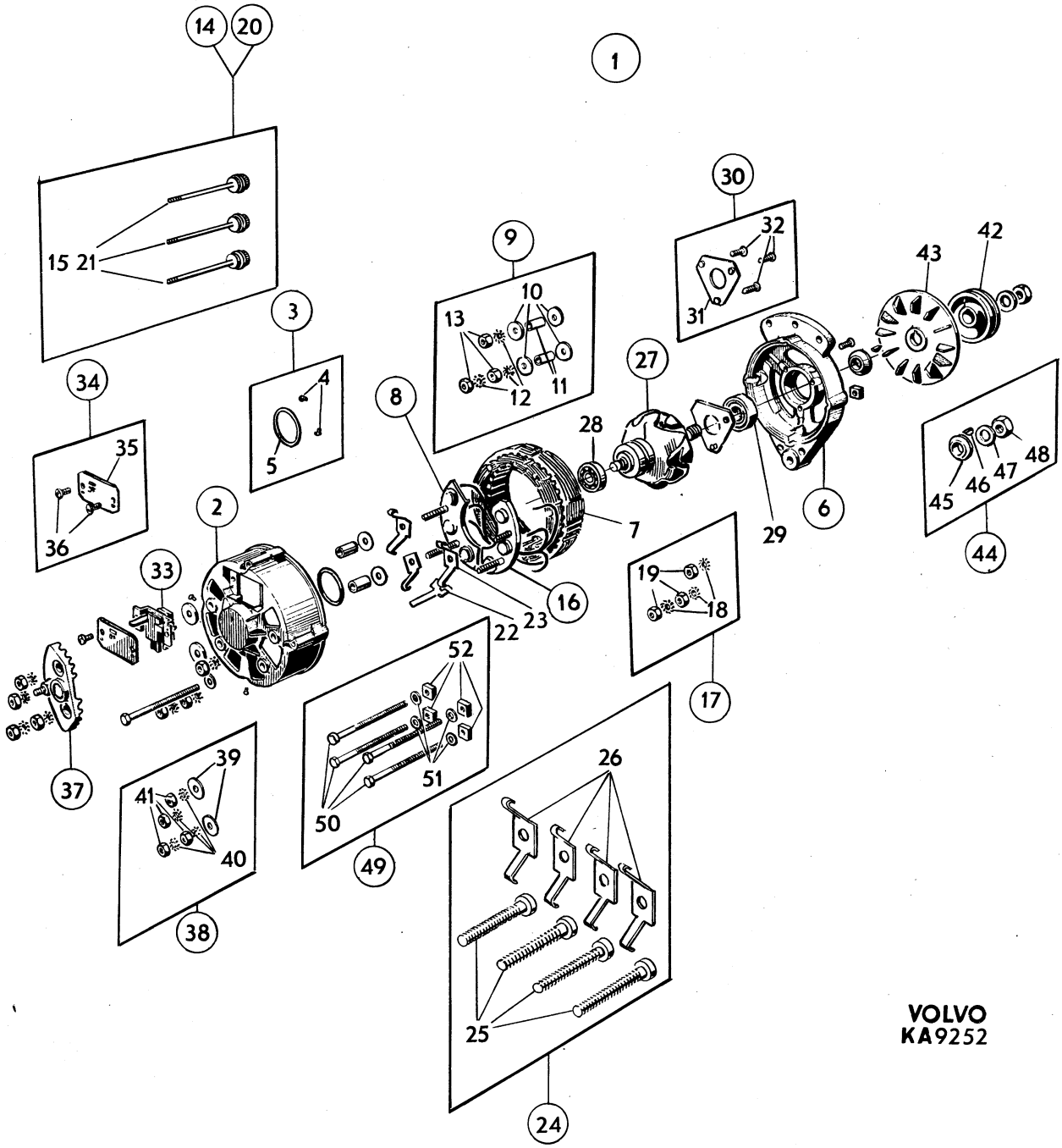
1
14
20
15
21
3
4
5
34
35
36
9
10
13
12
11
8
2
33
37
39
41
40
38
52
51
50
49
16
22
23
7
28
27
30
32
31
42
43
29
6
19
18
17
48
47
46
45
44
26
25
24
VOLVO
KA9252

Sida Page	Grupp Group	Växelströmsgenerator	Alternator	Illustration	0300
22	3	419420, 460085	419420, 460085	9252 1980–04	

	Pos. Fig.	Antal/Quantity 0419 0420	0460 0085			Artikel nr Part No	Benämning	Description	Sats Kit	B P S R	Anmärkning Notes	
x		–	1	–	–	3277463-0	.Rep.sats	.Repair kit		3	(273510)	2070
	50	4	4	–	–		..Skruv	..Screw	S			2080
	51	4	4	–	–		..Bricka	..Washer	S			2090
	52	4	4	–	–		..Mutter	..Nut	S			2100

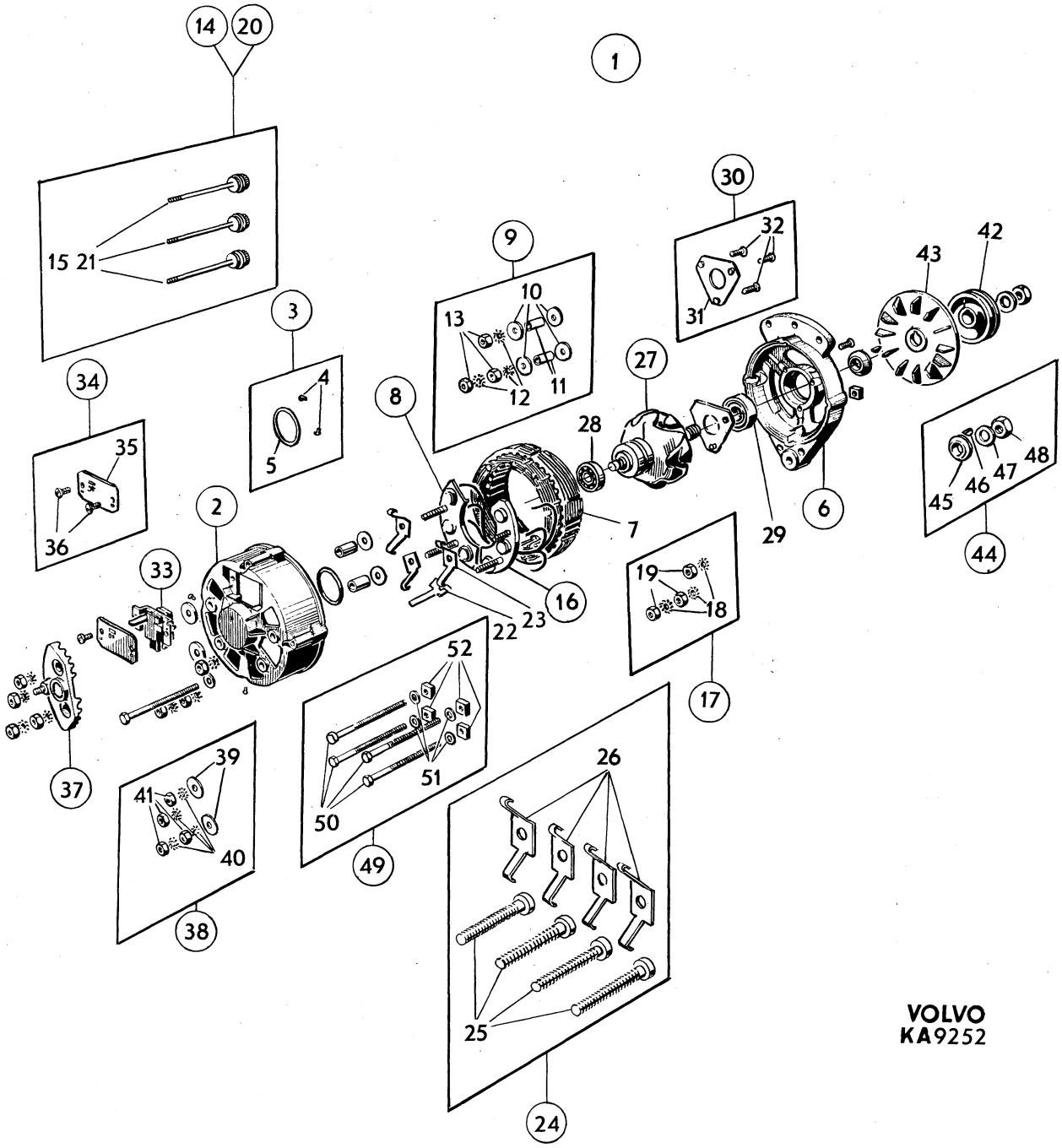
14
20
1
15
21
30
32
31
9
10
13
12
11
43
42
3
4
5
34
35
36
8
27
28
7
29
6
45
46
47
48
44
2
33
16
22
23
19
18
17
52
51
50
49
37
39
41
40
38
26
25
24
VOLVO
KA9252

Sida Page	Grupp Group	Växelströmsgenerator, 241527, 241735, 243793	Alternator, 241527, 241735, 243793	Illustration 11733 1980–04	0350
24	3				

	Pos. Fig.	Antal/Quantity 241 527	241 735	243 793		Artikel nr Part No	Benämning	Description	Sats Kit	B P S R	Anmärkning Notes	
	1	1	–	–	–	241527-1	Växelströmsgenerator	Alternator		8		1010
		–	1	–	–	241735-0	Växelströmsgenerator	Alternator				1020
		–	–	1	–	243793-7	Växelströmsgenerator	Alternator		8		1030
	2	1	–	1	–	241678-2	.Stator	.Stator				1040
		–	1	–	–	243288-8	.Stator	.Stator				1050
	3	1	–	1	–	241679-0	.Drivlager	.Drive end bearing				1060
		–	1	–	–	243628-5	.Drivlager	.Drive end bearing				1070
	4	1	–	1	–	241680-8	.Rotor	.Rotor				1080
		–	1	–	–	243629-3	.Rotor	.Rotor		8		1090
	5	1	1	1	–	241681-6	..Släpring	..Trailing contact				1100
	6	1	1	1	–	181800-4	.Kullager, främre	.Ball bearing, forward			(243753)	1110
	7	1	1	1	–	181798-0	.Kullager, bakre	.Ball bearing, rear			(243035)	0
	8	1	1	1	–	241682-4	.Hållare	.Retainer				1130
	9	1	1	1	–	243755-6	.Hus	.Housing		8		1140
	10	1	1	1	–	241684-0	..Hållare	..Retainer				1150
x	11	1	1	1	–	244456-0	...Elborstsats	...Carbon brush kit		2	(241685)	1160
	12	2	2	2	–	241686-5	...Fjäder	...Spring				1170
	13	3	3	3	–	241687-3	..Diod	..Diode				0
	14	1	1	1	–	243756-4	.Kylplatta	.Cooling plate				1190
	15	1	1	1	–	243757-2	..Kylplatta	..Cooling plate				1200
x	16	3	3	3	–	241690-7	...Diod	...Diode			(243758)	1210
x	17	1	1	1	–	243993-3	..Diodplatta	..Diode plate		2	(241691) (243759)	1220
x	18	3	3	3	–	243994-1	...Diod	...Diode		2	(241692) (243760)	1230
		–	–	–	–						243759–8, 2 ST 243808–3,	1231
		–	–	–	–						2 ST 243809–1	1232
		3	3	3	–	243760-6	...Diod	...Diode		6	SEN UTF	1233
	19	1	–	1	–	241693-1	.Skruv	.Screw				1240
		–	1	–	–	243032-0	.Skruv	.Screw				1250
		2	–	2	–	241694-9	.Skruv	.Screw				1260
		–	2	–	–	243630-1	.Skruv	.Screw		8		1270
	20	3	3	3	–	955919-6	.Fjäderbricka	.Spring washer				1280
	21	3	3	3	–	955892-5	.Bricka	.Washer				1290
	22	1	1	1	–	241695-6	.Kåpa	.Casing				1300
	23	1	1	–	–	243456-1	.Remskiva	.Pulley				1310
	24	1	1	–	–	243457-9	.Fläkt	.Fan				1320
	25	–	–	1	–	243456-1	Remskiva	Pulley				1330
	26	–	–	1	–	243457-9	Fläkt	Fan				1340
	27	1	1	1	–	273538-9	Rep.sats för rotor	Repair kit for rotor		2	(241697)	1350
	28	1	1	1	–	273539-7	Rep.sats för rotor	Repair kit for rotor		2	(241698)	0

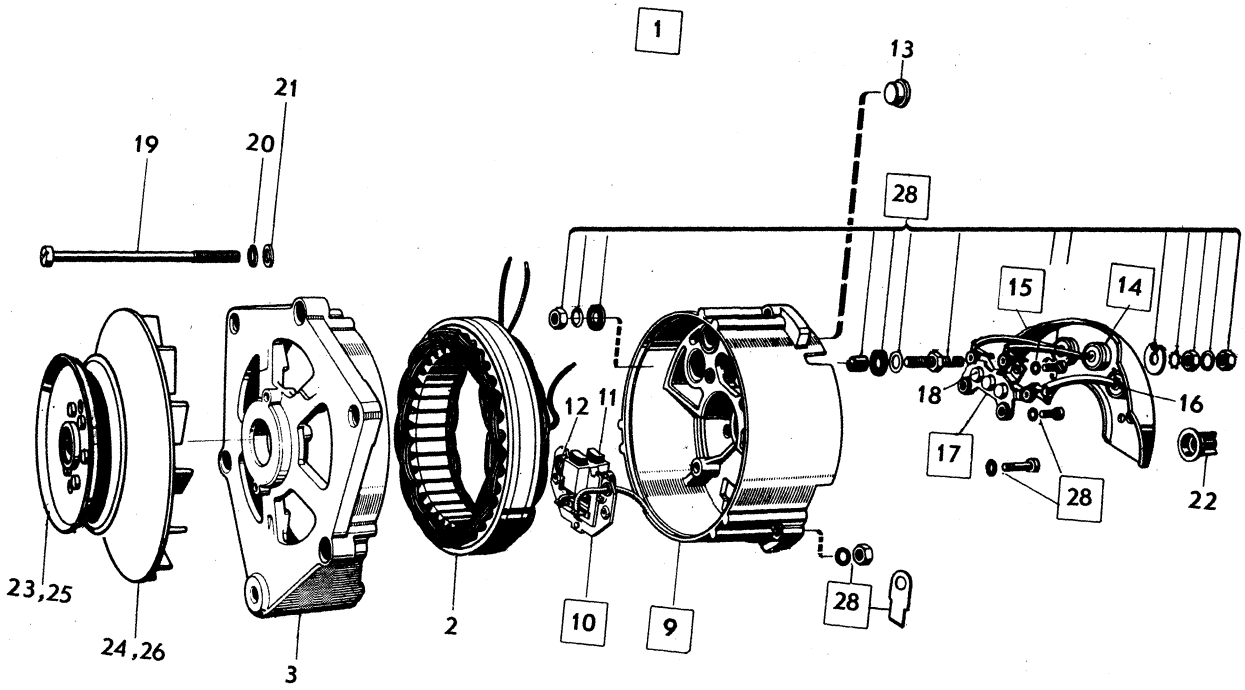

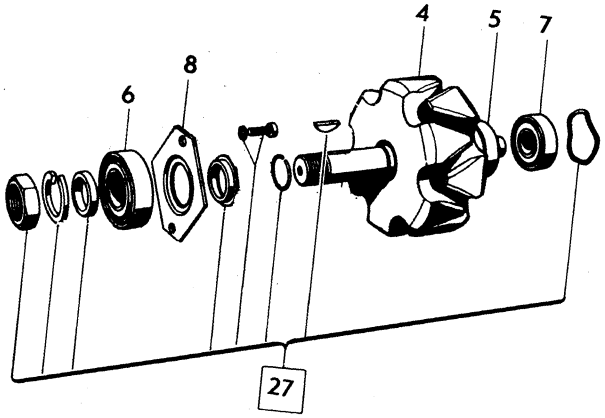

VOLVO PARTS
1 030 11733

Sida Page	Grupp Group	Växelströmsgenerator	Alternator	Illustration
26	3	462892, 462893	462892, 462893	13036 1980–04

	Pos. Fig.	Antal/Quantity 462 892	462 893			Artikel nr Part No	Benämning	Description	Sats Kit	B P S R	Anmärkning Notes	
	1	1	–	–	–	462892-1	Växelströmsgenerator	Alternator		3		0020
		–	1	–	–	462893-9	Växelströmsgenerator	Alternator		3		0040
	2	1	1	–	–	1207426-6	.Rep.sats	.Repair kit		2		0060
	3	1	1	–	–		.Gummikåpa	.Rubber casing		8		0080
x	4	1	1	–	–	1207436-5	.Hållare, +diod	.Retainer, +diode		2	(1207428)	0100
x	5	1	1	–	–	1207437-3	.Rep.sats	.Repair kit		2	(1207429)	0120
	6	1	1	–	–	1207430-8	.Hållare, –diod	.Retainer, –diode		2		0140
	7	1	1	–	–	273513-2	.Rep.sats	.Repair kit				0160
	8	3	3	–	–		..Låsbricka	..Lock washer	S			0180
	9	3	3	–	–		..Mutter	..Nut	S			0200
	10	1	1	–	–	273506-6	.Rep.sats	.Repair kit				0220
	11	3	3	–	–		..+diod	..+diode	S			0240
	12	1	1	–	–	273507-4	.Rep.sats	.Repair kit				0260
	13	3	3	–	–		..–diod	..–diode	S			0280
	14	1	1	–	–	181797-2	.Kullager, bakre	.Bearing, rear				0300
	15	1	1	–	–	181800-4	.Kullager, främre	.Bearing, forward				0320
	16	1	1	–	–	419508-7	.Rep.sats	.Repair kit				0340
	17	1	–	–	–	362236-2	.Rotor	.Rotor				0360
		–	1	–	–	461226-3	.Rotor	.Rotor				0380
	18	1	1	–	–	1207427-4	.Rep.sats	.Repair kit		2		0400
	19	1	1	–	–	460133-2	.Hållare	.Retainer				0420
	20	1	1	–	–	273508-2	.Rep.sats	.Repair kit				0440
	21	1	1	–	–		..Lock	..Cover	S			0460
	22	2	2	–	–		..Skruv	..Screw	S			0480
x	23	1	1	–	–	1234519-5	.Hållare	.Retainer		2	(1207424)	0500
	24	1	1	–	–	1207425-8	.Rep.sats	.Repair kit		2		0520
	25	1	–	–	–	419515-2	.Rep.sats	.Repair kit				0540
x		–	1	–	–	3277463-0	.Rep.sats	.Repair kit		3	(273510)	0560
	26	4	4	–	–		..Skruv	..Screw	S			0580
	27	4	4	–	–		..Bricka	..Washer	S			0600
	28	4	4	–	–		..Mutter	..Nut	S			0620
	29	1	–	–	–	419513-7	.Fläkt	.Fan				0640
		–	1	–	–	460135-7	.Fläkt	.Fan				0660
	30	1	1	–	–	1207431-6	.Remskiva	.Pulley		2		0680
	31	1	1	–	–	419514-5	.Rep.sats	.Repair kit				0700
	32	1	1	–	–		..Distansring	..Spacer ring	S			0720
	33	1	1	–	–		..Kil	..Key	S			0740
	34	1	1	–	–		..Bricka	..Washer	S			0760
	35	1	1	–	–		..Mutter	..Nut	S			0780

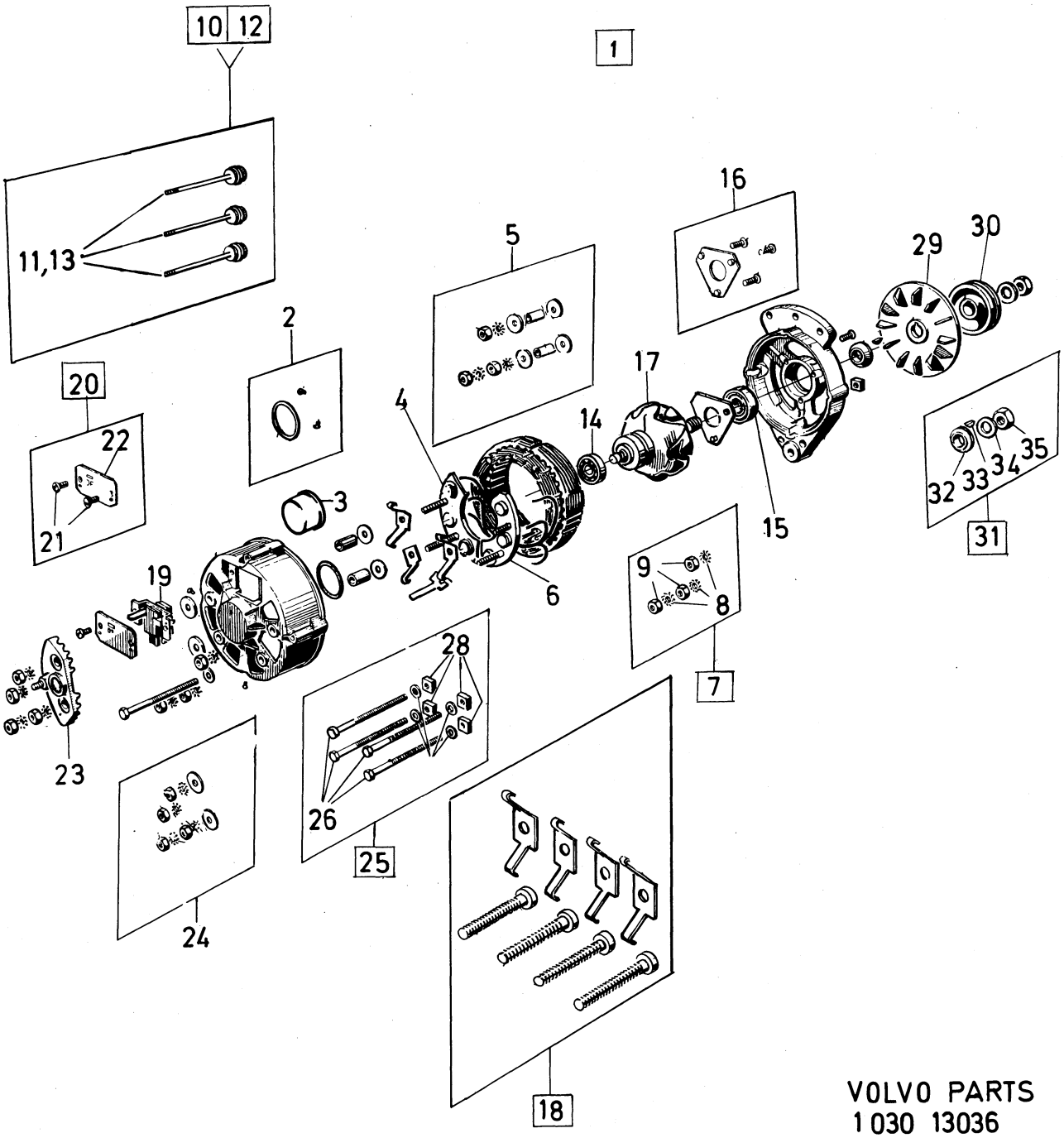

VOLVO PARTS
1 030 13036

Sida Page	Grupp Group	Startmotor	Starter Motor	Illustration	0400
28	3			6710 1980–04	

Pos. Fig.	Antal/Quantity				Artikel nr Part No	Benämning	Description	Sats Kit	B P S R	Anmärkning Notes	
1	1	–	–	–	240360-8	Startmotor	Starter motor		8		1010
2	4	–	–	–	240594-2	.Skruv	.Screw				1020
3	1	–	–	–	240595-9	.Fältlindning, spole 1–4	.Field winding, coil 1–4				1030
4	1	–	–	–	240597-5	.Kabelgenomföring	.Cable tube				1040
5	1	–	–	–	240730-2	.Isolerremsa	.Insulating strip		8		1050
	ERF	–	–	–	240596-7	.Isolerremsa	.Insulating strip				1060
6	1	–	–	–	240598-3	.Drivlager	.Drive and bearing				1070
7	1	–	–	–	238813-0	..Lagerbussning	..Bearing bushing				1080
8	1	–	–	–	241305-2	.Kopplingsarm	.Engaging lever				1090
8a	1	–	–	–	241306-0	.Packning	.Packing				1100
9	1	–	–	–	240622-1	.Skruv	.Screw				1110
10	1	–	–	–	955919-6	.Fjäderbricka	.Spring washer				1120
11	1	–	–	–	955781-0	.Mutter	.Nut				1130
12	1	–	–	–	240599-1	.Packning	.Packing				1140
13	1	–	–	–	240600-7	.Platta	.Plate				1150
14	1	–	–	–	240731-0	.Rotor	.Rotor				1160
15	1	–	–	–	240619-7	.Startmotordrev	.Starter pinion				1170
16	2	–	–	–	240620-5	..Bussning	..Bushing				1180
17	1	–	–	–	238819-7	.Anslagsring	.Stop ring				1190
18	1	–	–	–	240616-3	.Sprängring	.Spring ring				1200
19	1	–	–	–	240617-1	.Bricka	.Washer				1210
20	1	–	–	–	240618-9	.Isolerbricka	.Insulating washer				1220
21	1	–	–	–	240601-5	.Kommutatorlagar	.Commutator bearing				1230
22	1	–	–	–	240602-3	..Lagerbussning	..Bearing bushing				1240
23	1	–	–	–	240603-1	.Borsthållarplatta	.Brush holder plate				1250
24	2	–	–	–	240604-9	.Elborstsats	.Carbon and brush kit				1260
25	4	–	–	–	240605-6	.Borstfjäder	.Brush spring				1270
26	2	–	–	–	956058-2	.Skruv	.Screw				1280
27	2	–	–	–	239340-3	.Fjäderbricka	.Spring washer		8		1290
28	1	–	–	–	240607-2	.Packning	.Packing				1300
29	–	–	–	–		.Justerbricka	.Adjuster washer				1310
	ERF	–	–	–	240609-8	..Tj. 0,10	..Th. 0,10				1320
	ERF	–	–	–	240610-6	..Tj. 0,20	..Th. 0,20				1330
	ERF	–	–	–	120657-2	..TJ.0,30	..Th. 0,30		8		1340
	ERF	–	–	–	240611-4	..Tj. 0,50	..Th. 0,50		8		1350
	ERF	–	–	–	240612-2	..Tj. 0,80	..Th. 0,80				1360
30	1	–	–	–	240608-0	..Fixerbricka	..Fixing washer				1370
31	1	–	–	–	240606-4	.Skyddskåpa	.Cover band				1380
32	2	–	–	–	240613-0	.Skruv	.Screw				1390
33	2	–	–	–	240614-8	.Bricka	.Washer		8		1400
34	1	–	–	–	240623-9	.Manövermagnet	.Solenoid				1410
35	1	–	–	–	14114-3	..Skruv	..Screw		8		1420
36	1	–	–	–	240499-4	..Underläggsplatta	..Base plate		8		1430
37	ERF	–	–	–	240626-2	..Packning, tj. 0,5	..Packing, th. 0,5		8		1440
	ERF	–	–	–	240627-0	..Packning, tj. 1,0	..Packing, th. 1,0		8		1450
38	1	–	–	–	240624-7	..Lock	..Cover				1460
39	3	–	–	–	955918-8	...Fjäderbricka	...Spring washer				1470
40	3	–	–	–	955782-8	...Mutter	...Nut				1480
41	2	–	–	–	240625-4	...Skruv	...Screw		8		1490
42	2	–	–	–	955918-8	...Fjäderbricka	...Spring washer				1500
43	2	–	–	–	240628-8	.Skruv	.Screw				1510

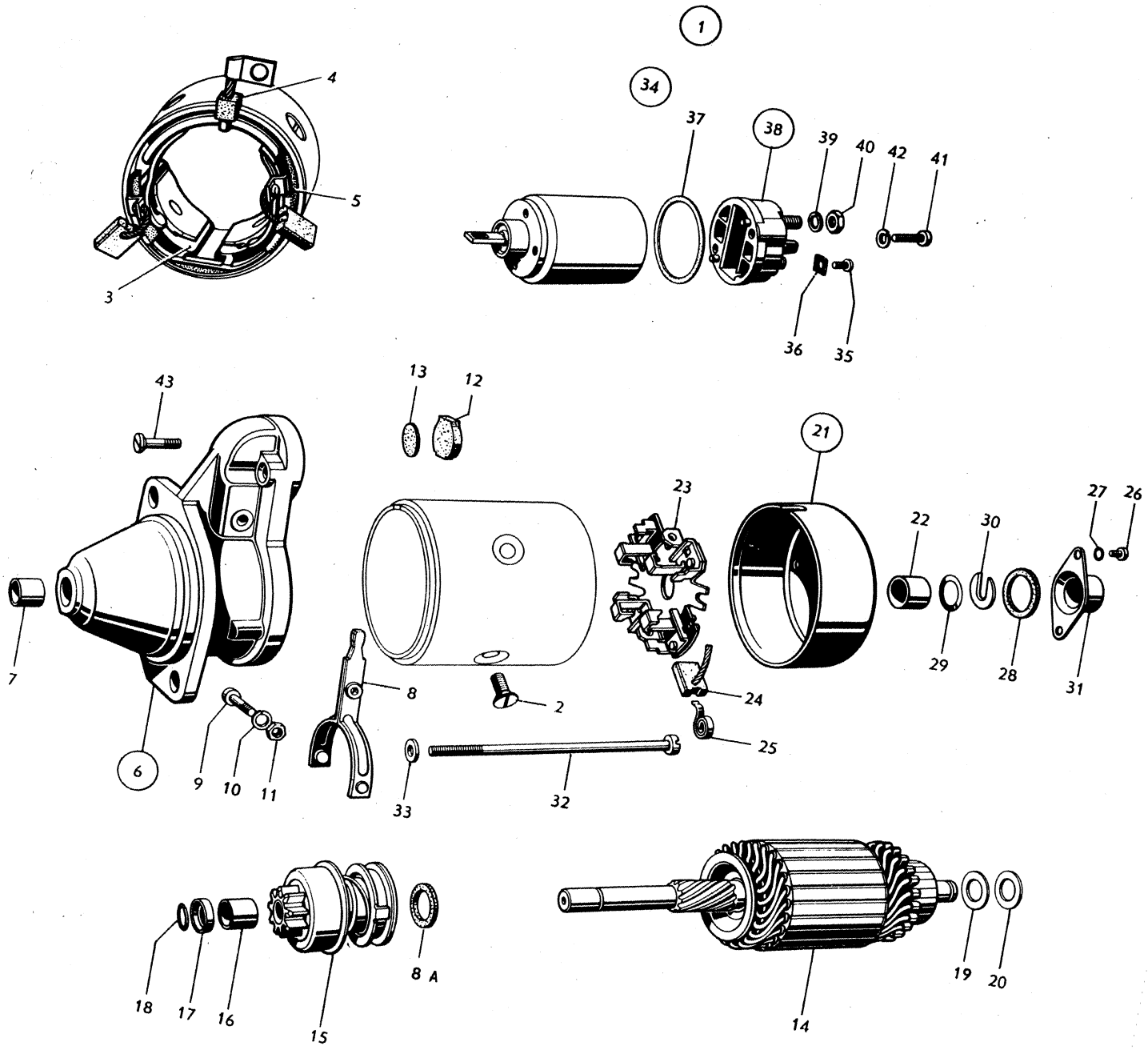

VOLVO
KA 6710

Sida Page	Grupp Group	Startmotor 463856	Starter motor 463856	Illustration	0425
30	3			20818 1980–04	

	Pos. Fig.	Antal/Quantity 463 856				Artikel nr Part No	Benämning	Description	Sats Kit	B P S R	Anmärkning Notes	
x	1	1	–	–	–	463856-5	Startmotor	Starter motor		3		0020
x	2	4	–	–	–	243905-7	.Skruv	.Screw		2		0040
x	3	1	–	–	–	243906-5	.Fältlindning	.Field winding		4		0060
x	4	1	–	–	–	243907-3	.Drivlager	.Drive and bearing		3		0080
x	5	1	–	–	–	3101977-1	..Bussning	..Bushing				0100
x	6	1	–	–	–	833727-1	.Kopplingsarm	.Engaging lever		3		0120
x	7	1	–	–	–	241674-1	.Skruv	.Screw				0140
	8	1	–	–	–	955919-6	.Fjäderbricka	.Spring washer				0160
	9	1	–	–	–	955781-0	.Mutter	.Nut				0180
x	10	1	–	–	–	243908-1	.Rotor	.Rotor		3		0200
x	11	1	–	–	–	1266673-1	.Startmotordrev	.Drive with pinion		3		20
	12	2	–	–	–	240620-5	..Bussning	..Bushing				0240
	13	1	–	–	–	238819-7	.Anslagsring	.Stop ring				0260
	14	1	–	–	–	240601-5	.Kommutatorlager	.Commutator and bearing				0280 0300
	15	1	–	–	–	240602-3	..Bussning	..Bushing				0320
	16	1	–	–	–	240603-1	.Hållare	.Holder				10
x	17	1	–	–	–	834518-3	.Elborstsats	.Carbon brush kit		2		0360
x	18	4	–	–	–	243911-5	.Borstfjäder	.Brush spring		2		0380
	19	1	–	–	–	240606-4	.Kåpa	.Casing				0400
x	20	2	–	–	–	956059-0	.Skruv	.Screw				0420
	21	2	–	–	–	239340-3	.Fjäderbricka	.Spring washer				0440
x	22	2	–	–	–	243912-3	.Skruv	.Screw		2		0460
	23	2	–	–	–		.Bricka	.Washer		8		0480
x	24	1	–	–	–	243913-1	.Manövermagnet	.Solenoid switch		3		0500
x	25	2	–	–	–	243914-9	.Skruv	.Screw		2		0520
	26	1	–	–	–	955921-2	.Fjäderbricka	.Spring washer				0540
	27	1	–	–	–	955782-8	.Mutter	.Nut				0560
x	28	1	–	–	–	241300-3	Rep.sats	Repair kit				0580

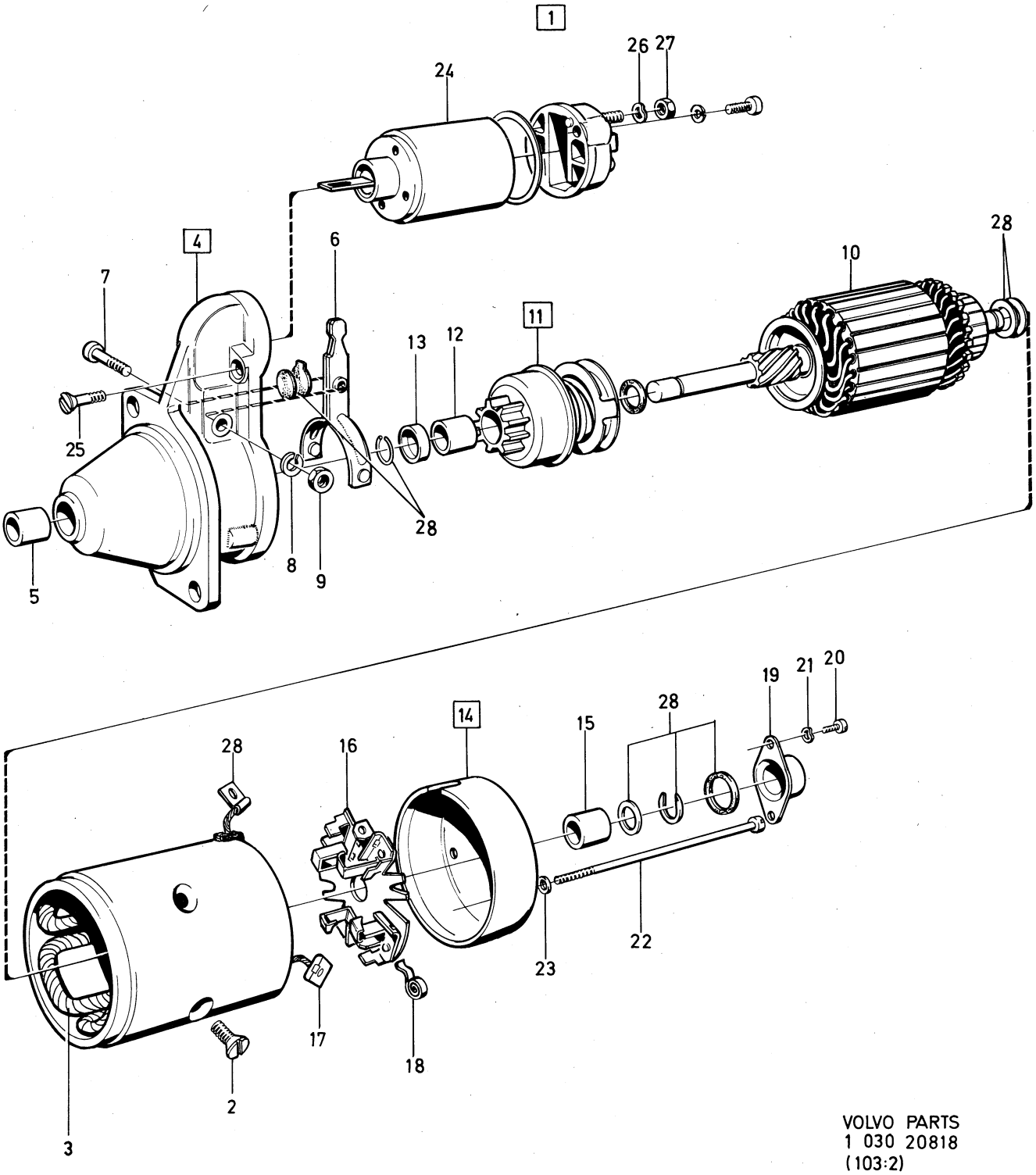

VOLVO PARTS
1 030 20818
(103:2)

Sida Page	Grupp Group	Belysningsutrustning, främre	Lighting equipment, front	Illustration 11734 1980–04	0450
32	3				

	Pos. Fig.	Antal/Quantity				Artikel nr Part No	Benämning	Description	Sats Kit	B P S R	Anmärkning Notes	
	1	2	–	–	–	240518-1	Strålkastarinsats, vitt normalljus	Headlamp insert, white normal light			V–ASYM	1010 1020
		2	–	–	–	241067-8	Strålkastarinsats, vitt normalljus	Headlamp insert, white normal light			H–ASYM ALT 1	1030 1040
		2	–	–	–	1210091-3	Strålkastarinsats, vitt normalljus	Headlamp insert white normal light		8	H–ASYM ALT 2 CARELLO, ERS AV 1 ST 241067–8	1050 1060
	2	2	–	–	–	240147-9	.Hållfjäder	.Retainer spring				1070
x	3	1	–	–	–	273580-1	Glödlampssats	Bulb kit		1		1080
x		2	–	–	–	192455-4	.Glödlampa	.Bulb		1	P45T 12V 45/40W	1085
	4	2	–	–	–	240148-7	Gummikåpa	Rubber casing			EXCL HAL	1090
	5	2	–	–	–	1212851-8	Strålkastarinsats, vitt hal ljus med kåpa och glödlampa	Headlamp insert, white hal light with casing and bulb			V–ASYM	1100 1110 1120
		2	–	–	–	1212962-3	Strålkastarinsats, vitt hal ljus utan kåpa och glödlampa	Headlamp insert, white hal light without casing and bulb			V–ASYM	1130 1140 1150
		2	–	–	–	1212742-9	Strålkastarinsats, vitt hal ljus med kåpa och glödlampa	Headlamp insert, white hal light with casing and bulb			H–ASYM. EXCL VENV	1160 1170 1180
		2	–	–	–	1212963-1	Strålkastarinsats, hal ljus utan kåpa och glödlampa	Headlamp insert, hal light without casing and bulb			H–ASYM. EXCL VENV	1190 1200 1210
		2	–	–	–	1215385-4	Strålkastarinsats, hal ljus utan kåpa och glödlampa	Headlamp insert, hal light without casing and bulb			H–ASYM.VENV	1220 1230 1240
	6	2	–	–	–	1212744-5	.Gummikåpa	.Rubber casing				1280
x	7	1	–	–	–	273581-9	.Glödlampssats	.Bulb kit		1		1290
x		2	–	–	–	963187-0	..Glödlampa, vit	..Bulb, white		1	H4 12V 60/55W	1295
x		2	–	–	–	963370-2	.Glödlampa, gul	.Bulb, yellow		1	H4 12V 60/55W	1300
	8	2	–	–	–	661890-4	Strålkastarinsats	Headlamp insert			(1214206) SEALED BEAM	1310
	9	2	–	–	–	686437-5	Hus	Housing				1320
	10	6	–	–	–	681923-9	Hållare	Retainer				1330
	11	6	–	–	–	950023-2	.Skruv	.Screw				1340
	12	4	–	–	–	676111-8	Justerskruv	Adjuster screw				1350
	13	2	–	–	–	676109-2	Fjäder	Spring				1360
	14	2	–	–	–	686264-3	Strålkastare, vittljus	Headlamp, white light		8	144GL VENV, ERS AV 1 ST 283247–5	1370 1375
		2	–	–	–	686265-0	Strålkastare, gult ljus	Headlamp, yellow light		8	144GL VENV	1380
	15	2	–	–	–	688740-0	.Glas, vitt	.Lens, white				1390
		2	–	–	–	688747-5	.Glas, gult	.Lens, yellow				1400
	16	2	–	–	–	688743-4	.Sarg	.Frame				1410
	17	2	–	–	–	688741-8	.Packning	.Gasket				1420
x	17a	1	–	–	–	273583-5	.Glödlampssats	.Bulb kit		1		1430
x		2	–	–	–	942775-8	..Glödlampa	..Bulb		1	H1 12V 55W	1435
	18	2	–	–	–	688745-9	.Reflektor	.Reflector				1440
	19	2	–	–	–	688746-7	.Fjäder	.Spring				1450
	20	20	–	–	–	688742-6	.Fjäder	.Spring				1460
	21	2	–	–	–	688744-2	.Skruv	.Screw				1470
	22	1	–	–	–	679406-9	Konsol, V	Bracket, L				1480
		1	–	–	–	679407-7	Konsol, H	Bracket, R				1490
	23	1	–	–	–	688636-0	Positionsljus, V	Position lamp, L			EXCL USA CAN	1500
		1	–	–	–	688637-8	Positionsljus, H	Position lamp, R			EXCL USA CAN	1510
		1	–	–	–	1210075-6	Positionsljus, V	Position lamp, L			USA CAN	1520
		1	–	–	–	1210076-4	Positionsljus, H	Position lamp, R			USA CAN	1530
	24	1	–	–	–	1212685-0	.Glas, V	.Lens, L				1540
		1	–	–	–	1212686-8	.Glas, H	.Lens, R				1550
	25	2	–	–	–	1212691-8	.Gummitätning	.Rubber seal				1560
	26	2	–	–	–	680011-4	.Gummibussning	.Rubber bushing				1570
	27	4	–	–	–	945731-8	Skruv	Screw				1580
	28	4	–	–	–	1212692-6	Bricka	Washer				1590
x	29	1	–	–	–	273555-3	Glödlampssats	Bulb kit		1		1600
x		2	–	–	–	965828-7	.Glödlampa	.Bulb		1	BA15S 12V 5W	1610

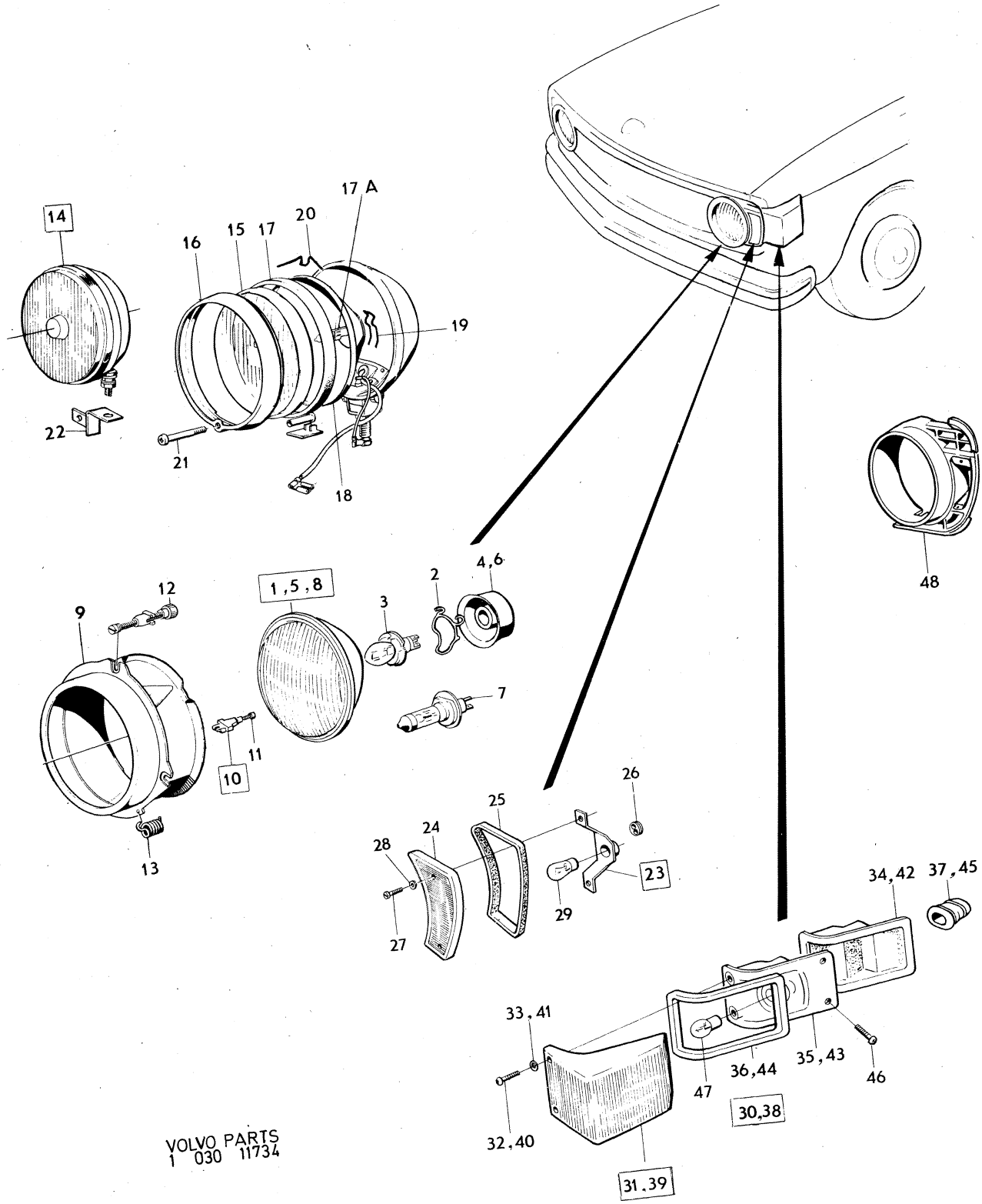

VOLVO PARTS
1 030 11734

Sida Page	Grupp Group	Belysningsutrustning, främre	Lighting equipment, front	Illustration 11734 1980–04	0450
34	3				

Pos. Fig.	Antal/Quantity				Artikel nr Part No	Benämning	Description	Sats Kit	BPSR	Anmärkning Notes	
30	2	–	–	–		BLINKLYKTA	FLASHER			EXCL VENV	2010
	1	–	–	–	1210193-7	.Blinklykta, V	.Flasher, L			142, 144 EXCL USA CAN	2020
										ITALIA	2030
	1	–	–	–	1210194-5	.Blinklykta, H	.Flasher, R			142, 144 EXCL USA CAN	2040
										ITALIA	2050
	1	–	–	–	1212824-5	.Blinklykta, V	.Flasher, L			142, 144 USA CAN	2060
	1	–	–	–	1212825-2	.Blinklykta, H	.Flasher, R			142, 144 USA CAN	2070
	1	–	–	–	1212555-5	.Blinklykta, V	.Flasher, L		8	145 EXCL USA CAN	2080
										ITALIA	2090
	1	–	–	–	1212556-3	.Blinklykta, H	.Flasher, R			145 EXCL USA CAN	2100
										ITALIA	[illegible]
	1	–	–	–	1212836-9	.Blinklykta, V	.Flasher, L			145 USA CAN	2120
	1	–	–	–	1212837-7	.Blinklykta, H	.Flasher, R			145 USA CAN	2130
	1	–	–	–	1212845-0	.Blinklykta, V	.Flasher, L			ITALIA	2140
	1	–	–	–	1212846-8	.Blinklykta, H	.Flasher, R			ITALIA	2150
31	1	–	–	–	1212789-0	..Glas, V	..Lens, L			142, 144 EXCL USA CAN	2160
										ITALIA	[illegible]
	1	–	–	–	1212790-8	..Glas, H	..Lens, R			142, 144 EXCL USA CAN	[illegible]
										ITALIA	2190
	1	–	–	–	1212826-0	..Glas, V	..Lens, L			142, 144 USA CAN	2200
	1	–	–	–	1212827-8	..Glas, H	..Lens, R			142, 144 USA CAN	2210
	1	–	–	–	1212807-0	..Glas, V	..Lens, L			145 EXCL USA CAN	2220
										ITALIA	2230
	1	–	–	–	1212808-8	..Glas, H	..Lens, R			145 EXCL USA CAN	2240
										ITALIA	2250
	1	–	–	–	1212838-5	..Glas, V	..Lens, L			145 USA CAN	2260
	1	–	–	–	1212839-3	..Glas, H	..Lens, R			145 USA CAN	2270
	1	–	–	–	1212847-6	..Glas, V	..Lens, L		8	ITALIA	2280
	1	–	–	–	1212848-4	..Glas, H	..Lens, R			ITALIA	2290
32	4	–	–	–	1214303-8	...Skruv	...Screw			EXCL 145	2300
	4	–	–	–	1212823-7	...Skruv	...Screw			145	2310
33	4	–	–	–	1214304-6	...Bricka	...Washer			EXCL 145	2320
	4	–	–	–	1214128-9	...Bricka	...Washer			145	2330
34	2	–	–	–		..Hus	..Housing		8		2340
35	2	–	–	–		..Insats	..Insert		8		2350
36	1	–	–	–	1212793-2	..Tätning, V	..Seal, L			EXCL 145	2360
	1	–	–	–	1212817-9	..Tätning, V	..Seal, L			145	2370
	1	–	–	–	1212794-0	..Tätning, H	..Seal, R			EXCL 145	[illegible]
	1	–	–	–	1212818-7	..Tätning, H	..Seal, R			145	[illegible]
37	1	–	–	–	1212864-1	..Gummibussning	..Rubber bushing				2400
38	2	–	–	–		BLINKLYKTA	FLASHER			VENV	2410
	1	–	–	–	1210193-7	.Blinklykta, V	.Flasher, L			5) EXCL USA CAN ITALIA	2420
	1	–	–	–	1210194-5	.Blinklykta, H	.Flasher, R			5) EXCL USA CAN ITALIA	2430
	1	–	–	–	1212555-5	.Blinklykta, V	.Flasher, L			12) EXCL USA CAN	[illegible]
										ITALIA	[illegible]
	1	–	–	–	1212556-3	.Blinklykta, H	.Flasher, R			12) EXCL USA CAN	2450
										ITALIA	2451
	1	–	–	–	1212824-5	.Blinklykta, V	.Flasher, L			5) USA CAN	2460
	1	–	–	–	1212825-2	.Blinklykta, H	.Flasher, R			5) USA CAN	2470
	1	–	–	–	1212836-9	.Blinklykta, V	.Flasher, L			12) USA CAN	2480
	1	–	–	–	1212837-7	.Blinklykta, H	.Flasher, R			12) USA CAN	2490
	1	–	–	–	1212555-5	.Blinklykta, V	.Flasher, L			145 EXCL USA CAN	2500
										ITALIA	2501
	1	–	–	–	1212556-3	.Blinklykta, H	.Flasher, R			145 EXCL USA CAN	2510
										ITALIA	2511
	1	–	–	–	1212836-9	.Blinklykta, V	.Flasher, L			145 USA CAN	2520
	1	–	–	–	1212837-7	.Blinklykta, H	.Flasher, R			145 USA CAN	2530
	1	–	–	–	1212845-0	.Blinklykta, V	.Flasher, L			ITALIA	2540

5. 142 CH–368851, 144 CH–395938.
12. 142 Ch 368852–. 144 Ch 395939–.

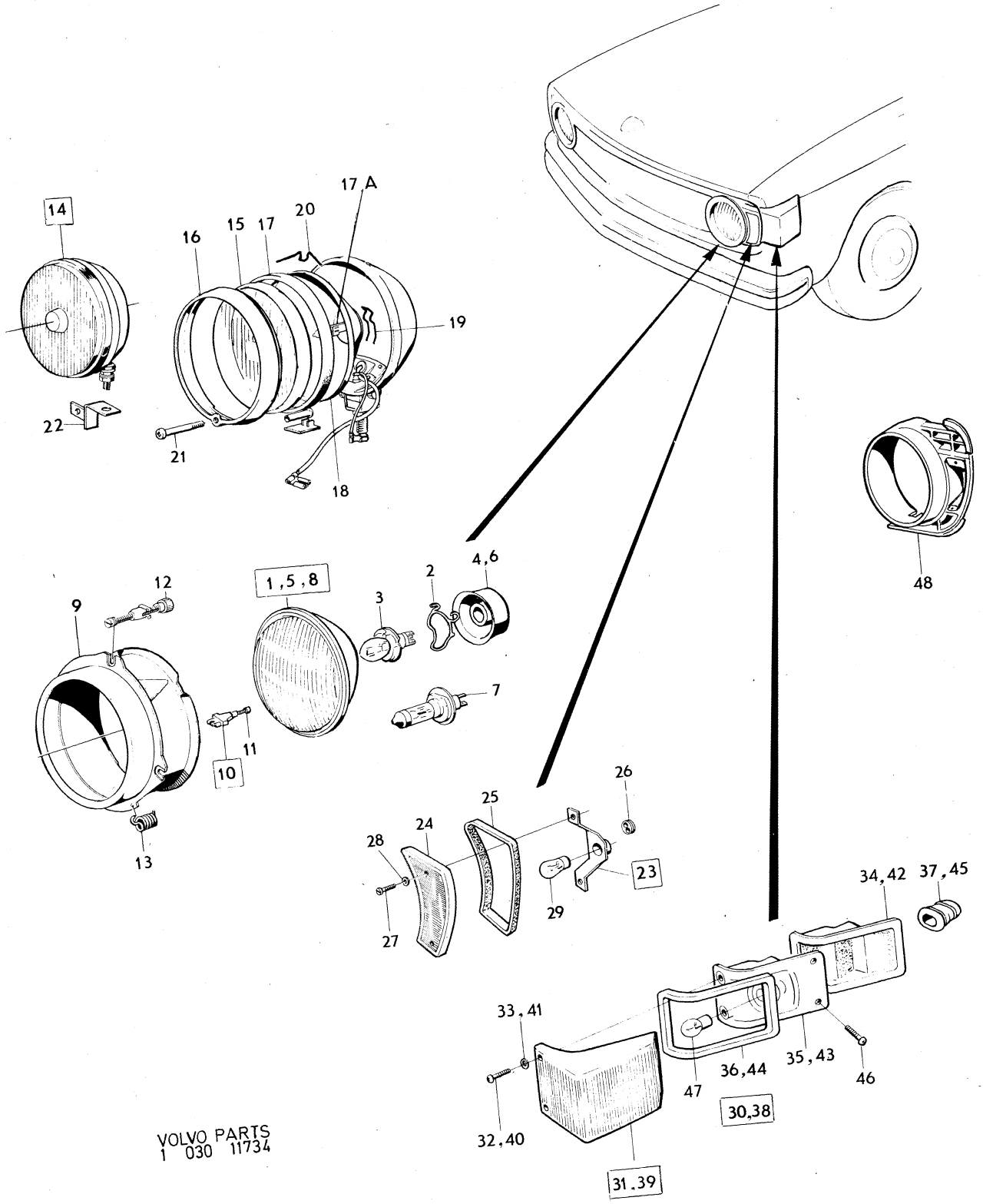

VOLVO PARTS
1 030 11734

Sida Page	Grupp Group	Belysningsutrustning, främre	Lighting equipment, front	Illustration	0450
36	3			11734 1980–04	

	Pos. Fig.	Antal/Quantity				Artikel nr Part No	Benämning	Description	Sats Kit	B P S R	Anmärkning Notes	
		1	–	–	–	1212846-8	.Blinklykta, H	.Flasher, R			ITALIA	2550
	39	1	–	–	–	1212789-0	..Glas, V	..Lens, L			5) EXCL USA CAN ITALIA	2560
		1	–	–	–	1212790-8	..Glas, H	..Lens, R			5) EXCL USA CAN ITALIA	2570
		1	–	–	–	1212807-0	..Glas, V	..Lens, L			12) EXCL USA CAN	2580
											ITALIA	2581
		1	–	–	–	1212808-8	..Glas, H	..Lens, R			12) EXCL USA CAN	2590
											ITALIA	2591
		1	–	–	–	1212826-0	..Glas, V	..Lens, L			5) USA CAN	3010
		1	–	–	–	1212827-8	..Glas, H	..Lens, R			5) USA CAN	3020
		1	–	–	–	1212838-5	..Glas, V	..Lens, L			12) USA CAN	3030
		1	–	–	–	1212839-3	..Glas, H	..Lens, R			12) USA CAN	[illegible]
		1	–	–	–	1212807-0	..Glas, V	..Lens, L			145 EXCL USA CAN	3050
		–	–	–	–						ITALIA	3051
		1	–	–	–	1212808-8	..Glas, H	..Lens, R			145 EXCL USA CAN	3060
											ITALIA	3061
		1	–	–	–	1212838-5	..Glas, V	..Lens, L			145 USA CAN	3070
		1	–	–	–	1212839-3	..Glas, H	..Lens, R			145 USA CAN	[illegible]
		1	–	–	–	1212847-6	..Glas, V	..Lens, L		8	ITALIA	[illegible]
		1	–	–	–	1212848-4	..Glas, H	..Lens, R			ITALIA	3100
	40	4	–	–	–	1214303-8	...Skruv för 1212555/56, ...	...Screw for 1212555/56, .				3110
							1212836/37	1212836/37				3120
		4	–	–	–	1212823-7	...Skruv för 1210193/94, ...	...Screw for 1210193/94, .				3130
							1212824/25, 1212845/46	1212824/25, 1212845/46				3140
	41	4	–	–	–	1214304-6	...Bricka för 1214303	...Washer for 1214303				3150
		4	–	–	–	1214128-9	...Bricka för 1212823	...Washer for 1212823				3160
	42	2	–	–	–		..Hus	..Housing		8		3170
	43	2	–	–	–		..Insats	..Insert		8		3180
	44	1	–	–	–	1212793-2	..Tätning, V för	..Seal, L for				3190
							1212555/56, 1212836/37	1212555/56, 1212836/37				3200
		1	–	–	–	1212817-9	..Tätning, V för	..Seal, L for				3210
							1210193/94, 1212824/25,	1210193/94, 1212824/25,				3220
							1212845/46	1212845/46				3230
		1	–	–	–	1212794-0	..Tätning, H för	..Seal, R for				3240
							1212555/56, 1212836/37	1212555/56, 1212836/37				3250
		1	–	–	–	1212818-7	..Tätning, H för	..Seal, R for				3260
							1210193/94, 1212824/25,	1210193/94, 1212824/25,				3270
							1212845/46	1212845/46				3280
	45	1	–	–	–	1212864-1	..Gummibussning	..Rubber bushing				[illegible]
	46	4	–	–	–	191542-0	Skruv	Screw				[illegible]
x	47	1	–	–	–	273556-1	Glödlampssats	Bulb kit		1	EXCL USA, CAN	3310
x		2	–	–	–	965826-1	.Glödlampa	.Bulb		1	BA15S 12V 32CP	3320
x		1	–	–	–	273557-9	Glödlampssats	Bulb kit		1	USA, CAN	3330
x		2	–	–	–	964212-5	.Glödlampa	.Bulb		2	BAY15D 12V 32CP	3340
	48	2	–	–	–		Sarg	Frame			SE GRUPP 8	[illegible]

5. 142 CH–368851, 144 CH–395938.
12. 142 Ch 368852–. 144 Ch 395939–.

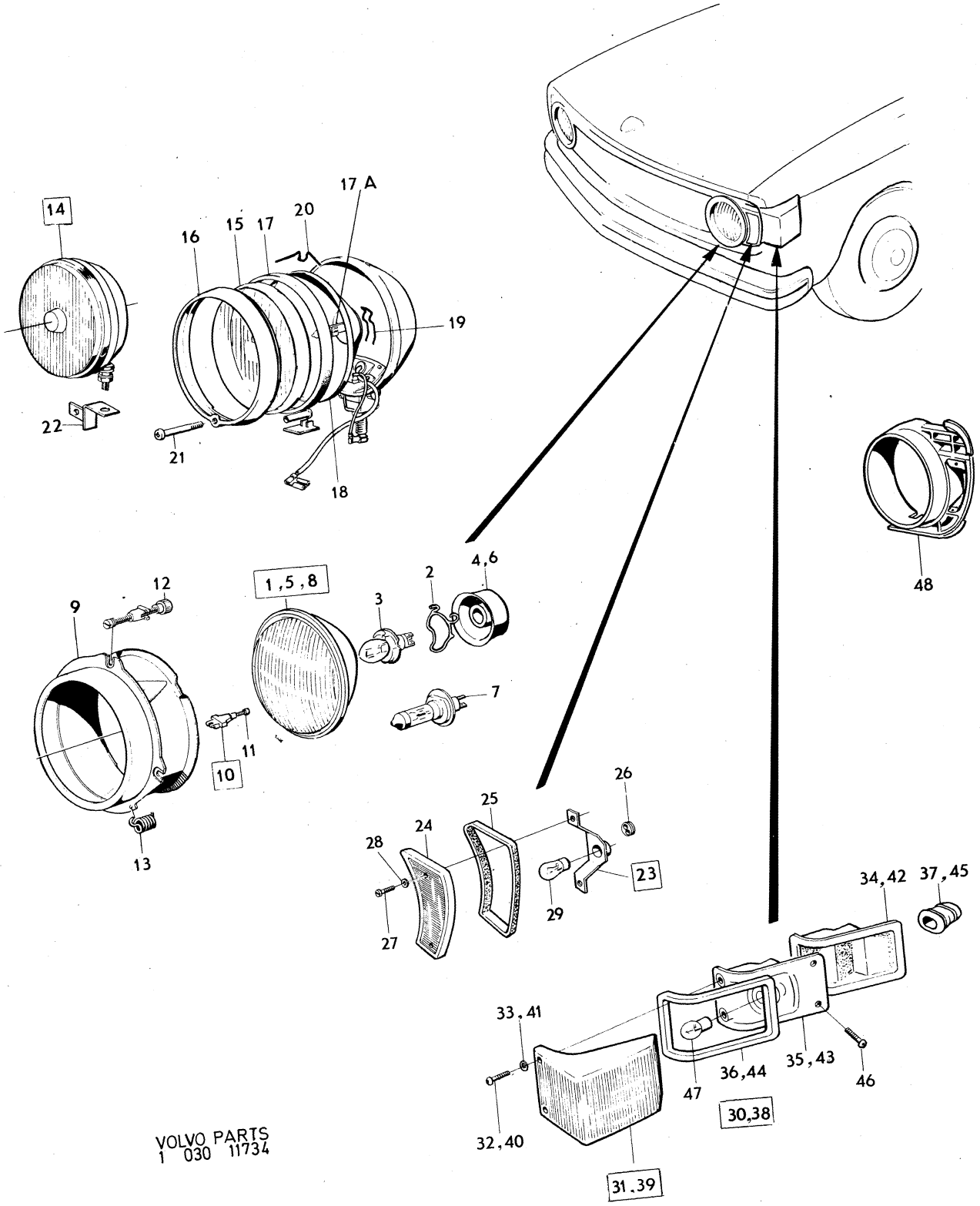

VOLVO PARTS
1 030 11734

Sida Page	Grupp Group	Belysningsutrustning, inre och bakre	Lighting equipment, interior and rear	Illustration	0500
38	3	142, 144	142, 144	12236 1980–04	

	Pos. Fig.	Antal/Quantity				Artikel nr Part No	Benämning	Description	Sats Kit	B P S R	Anmärkning Notes	
	1	1	–	–	–	1214960-5	Innerbelysning	Courtesy lamp				1010
	2	1	–	–	–	677430-1	.Glas	.Lens				1020
x	3	1	–	–	–	182039-8	Glödlampa	Bulb		1	(277715) S8 12V 10W	1030
	4	2	–	–	–	955118-5	Skruv	Screw				1040
	5	–	–	–	–		Handskfackbelysning	Glowe box illumination			SE SIDA 64, 1-K07	1050
	6	–	–	–	–		Belysning värmereglage	Lighting heat control			SE GRUPP 9	1060
	7	–	–	–	–		Instrumentbelysning	Instrument lighting			SE SIDA 74, 1-K17	1070
	8	2	–	–	–		STOPP och baklykta	STOP and tail lamp			EXCL VENV	1080
		1	–	–	–	1234101-2	.Stopp–och baklykta, V	.Stop and tail lamp, L		2	(688610) EXCL USA, CAN	1100
		1	–	–	–	1234105-3	.Stopp–och baklykta, V	.Stop and tail lamp, L		2	(1215103) USA, CAN	1120
		1	–	–	–	1234102-0	.Stopp–och baklykta, H	.Stop and tail lamp, R		2	(688611) EXCL USA CAN	1130
		1	–	–	–	1234106-1	.Stopp–och baklykta, H	.Stop and tail lamp, R		2	(688613) (1215104)	1
											USA CAN	1160
	9	1	–	–	–	1212702-3	..Glas, V	..Lens, L			(1212694)	1170
		1	–	–	–	1212703-1	..Glas, H	..Lens, R			(1212695)	1200
	10	2	–	–	–	1212699-1	..Tätning	..Seal				1230
	11	2	–	–	–	1215105-6	..Tätning	..Seal				1240
	12	8	–	–	–	1212701-5	..Skruv	..Screw				1
	13	8	–	–	–	1212700-7	..Bricka	..Washer				1260
x	14	ERF	–	–	–	965826-1	..Glödlampa,	..Bulb, "longlife"		1	(277721)	1270
		–	–	–	–		..''Longlife''				BA15S 12V 32CP	1271
x		1	–	–	–	273556-1	..Glödlampsats	..Bulb kit		1		1280
x		2	–	–	–	965826-1	...Glödlampa	...Bulb		1	BA15S 12V 32CP	1281
x		ERF	–	–	–	11489-2	..Glödlampa	..Bulb		1	(277722)	1290
											BA15S 12V 5W	1291
		6	–	–	–	277721-7	..Glödlampa	..Bulb			4) EXCL USA CAN	1310
											BA15S 12V 32CP	1320
		6	–	–	–	277721-7	..Glödlampa	..Bulb			USA CAN	1330
											BA15S 12V 32CP	1340
x	15	2	–	–	–	965828-7	..Glödlampa,	..Bulb, "longlife"		1	BA15S 12V 5W	1350
							''longlife''					1351
x		1	–	–	–	273555-3	..Glödlampssats	..Bulb kit		1		1355
x		2	–	–	–	965828-7	...Glödlampa	...Bulb		1	BA15S 12V 5W	1356
	16	2	–	–	–		STOPP och baklykta	STOP and tail lamp			VENV	1360
		1	–	–	–	1234101-2	.Stopp–och baklykta, V	.Stop and tail lamp, L		2	5) (688610)	1370
											EXCL USA CAN	1371
		1	–	–	–	1215091-8	.Stopp–och baklykta, V	.Stop and tail lamp, L			6,4) (1212607)	1380
											EXCL USA CAN	1381
		1	–	–	–	1215091-8	.Stopp och baklykta, V	.Stop and tail lamp, L			4) EXCL USA CAN	1
		1	–	–	–	1234105-3	.Stopp–och baklykta, V	.Stop and tail lamp, L		2	5) (688612) USA CAN	1400
		1	–	–	–	1215095-9	.Stopp–och baklykta, V	.Stop and tail lamp, L			6,4) (1212658) USA CAN	1410
		1	–	–	–	1234102-0	.Stopp–och baklykta, H	.Stop and tail lamp, R		2	5) (688611)	1430
											EXCL USA CAN	1431
		1	–	–	–	1215092-6	.Stopp–och baklykta, H	.Stop and tail lamp, R			6,4) (1212608)	1440
											EXCL USA CAN	1
		1	–	–	–	1234106-1	.Stopp–och baklykta, H	.Stop and tail lamp, R		2	5) (688613) USA CAN	1460
		1	–	–	–	1215096-7	.Stopp–och baklykta, H	.Stop and tail lamp, R			6,4) (1212659) USA CAN	1470
	17	1	–	–	–	1212702-3	..Glas, V	..Lens, L			5) (1212694)	1490
		1	–	–	–	1214759-1	..Glas, V	..Lens, L			142 CH 368852–	1510
											144 CH 395939–	1520
		1	–	–	–	1212703-1	..Glas, H	..Lens, R			5) (1212695)	1530
		–	–	–	–	1212703-1	..Glas, H	..Lens, R			5) USA CAN	1540
		1	–	–	–	1214760-9	..Glas, H	..Lens, R			142 CH 368852–	1550
											144 CH 395939–	1560
	18	2	–	–	–	1212699-1	..Tätning	..Seal			5)	1570
		2	–	–	–	1212737-9	..Tätning	..Seal			142 CH 368852–	1580
											144 CH 395939–	1581
	19	2	–	–	–	1215105-6	..Tätning	..Seal			5)	2010

4. 142 CH 393950–, 144 CH 428000–.
5. 142 CH–368851, 144 CH–395938.
6. 142 CH 368852–393949, 144 CH 395939–427999.

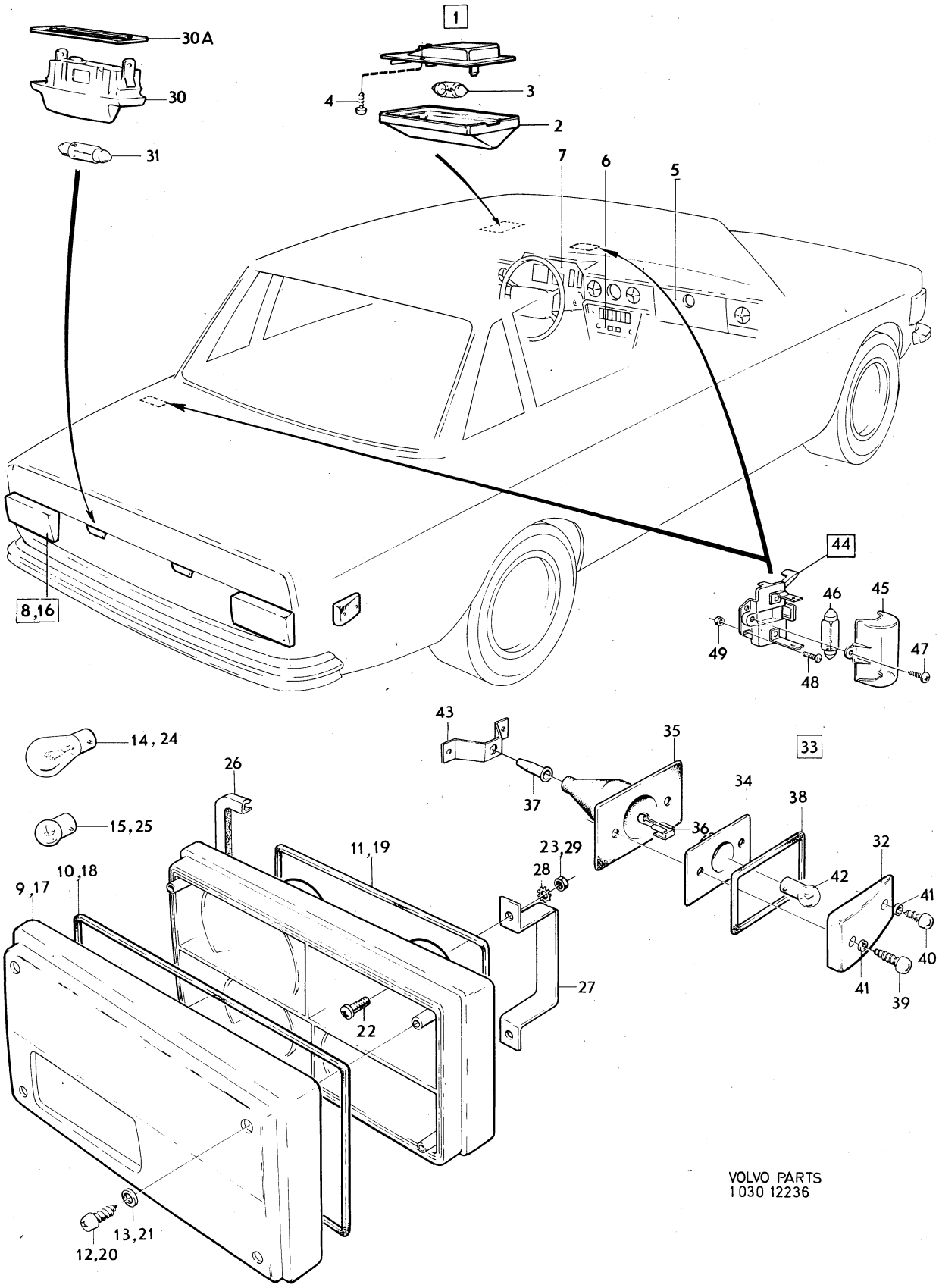

VOLVO PARTS
1 030 12236

Sida Page	Grupp Group	Belysningsutrustning, inre och bakre	Lighting equipment, interior and rear	Illustration	0500
40	3	142, 144	142, 144	12236 1980–04	

	Pos. Fig.	Antal/Quantity				Artikel nr Part No	Benämning	Description	Sats Kit	B P S R	Anmärkning Notes	
		2	–	–	–	1212736-1	..Tätning	..Seal			142 CH 368852–	2020
											144 CH 395939–	2021
	20	8	–	–	–	1212701-5	..Skruv	..Screw			5)	2030
		8	–	–	–	1212823-7	..Skruv	..Screw			142 CH 368852–	2040
											144 CH 395939–	2041
	21	8	–	–	–	1212700-7	..Bricka	..Washer			5)	2050
		8	–	–	–	1214128-9	..Bricka	..Washer			142 CH 368852–	2060
											144 CH 395939–	2061
	22	6	–	–	–	955246-4	..Skruv	..Screw			4)	2070
	23	6	–	–	–	955780-2	..Mutter	..Nut			4)	2080
x	24	6	–	–	–	965826-1	..Glödlampa, "longlife"	..Bulb, "longlife"		1	(277721) BA15S 12V 32CP	2090
x		1	–	–	–	273556-1	..Glödlampssats	..Bulb kit		1		2092
x		2	–	–	–	965826-1	...Glödlampa	...Bulb		1	BA15S 12V 32CP	2093
x		2	–	–	–	11489-2	..Glödlampa, tidutf	..Bulb, early prod		1	(277722) BA15S 12V 5W	2100 2101
x	25	2	–	–	–	965828-7	..Glödlampa, "longlife"	..Bulb, "longlife"		1	(277707) BA15S 12V 5W	2110 2111
x		1	–	–	–	273555-3	..Glödlampssats	..Bulb kit		1		2115
x		2	–	–	–	965828-7	...Glödlampa	...Bulb		1	BA15S 12V 5W	2116
	26	2	–	–	–	1215037-1	Packning	Gasket				2120
	27	1	–	–	–	1214231-1	Konsol	Bracket			5,6)	2130
	28	6	–	–	–	946813-3	Låsbricka	Lock washer				2140
	29	6	–	–	–	955780-2	Mutter	Nut			5,6)	2150
	30	2	–	–	–	1215324-3	Nummerskyltbelysning	Number plate illumination			(1214218)	2160
	30a	2	–	–	–	678529-9	.Tätning	.Seal				2162
	31	2	–	–	–	277713-4	Glödlampa	Bulb			SV8,5 12V 5W	2170
x	32	2	–	–	–	1234244-0	Glas, rött	Lens, red		2	(1212880) USA CAN	2180
x	33	2	–	–	–	1234246-5	Lamphållare, kmpl	Bulb socket, cpl		2	(1212924) USA CAN	2190
	34	2	–	–	–		.Lamphållare	.Bulb socket		8		2200
	35	2	–	–	–		.Gummikåpa	.Rubber casing		8		2210
x	36	2	–	–	–	949606-8	.Ledningssko	.Cable terminal		2	(942944) TID UTF	2220
x		2	–	–	–	949210-9	.Ledningssko	.Cable terminal		2	(956953) SEN UTF	2230
											142 CH 393950–	2240
											144 CH 428000–	2250
	38	2	–	–	–	1212903-7	Sarg	Frame			USA CAN	2260
	39	2	–	–	–	955123-5	Skruv, L 19	Screw, L 19			USA CAN	2270
	40	2	–	–	–	955121-9	Skruv, L 14	Screw, L 14			USA CAN, TID UTF	2280
		1	–	–	–	955121-9	Skruv, L 14	Screw, L 14			USA CAN, SEN UTF	2290
		1	–	–	–	190896-1	Skruv, L 25	Screw, L 25			USA CAN, SEN UTF	2300
	41	2	–	–	–	1212692-6	Bricka	Washer			USA CAN	2310
x	42	2	–	–	–	192451-3	Glödlampa	Bulb		1	(277704) BA9S 12V 4W	2320
	43	1	–	–	–	1215067-8	Konsol	Bracket			USA CAN. 142 CH	2330
											393950–, 144 CH 428000–	2340
	44	2	–	–	–	681448-7	Motor–och bagagerums–belysning	Engine and luggage illumination			SPEC UTF	2350 2360
	45	2	–	–	–	681564-1	.Glas	.Lens				2370
x	46	2	–	–	–	942310-4	.Glödlampa	.Bulb		1	(277717)	2380
	47	2	–	–	–	955119-3	.Skruv	.Screw				2390
	48	4	–	–	–	950004-2	Skruv	Screw				2400
	49	4	–	–	–	940119-1	Mutter	Nut				2410

4. 142 CH 393950–, 144 CH 428000–.
5. 142 CH–368851, 144 CH–395938.
6. 142 CH 368852–393949, 144 CH 395939–427999.

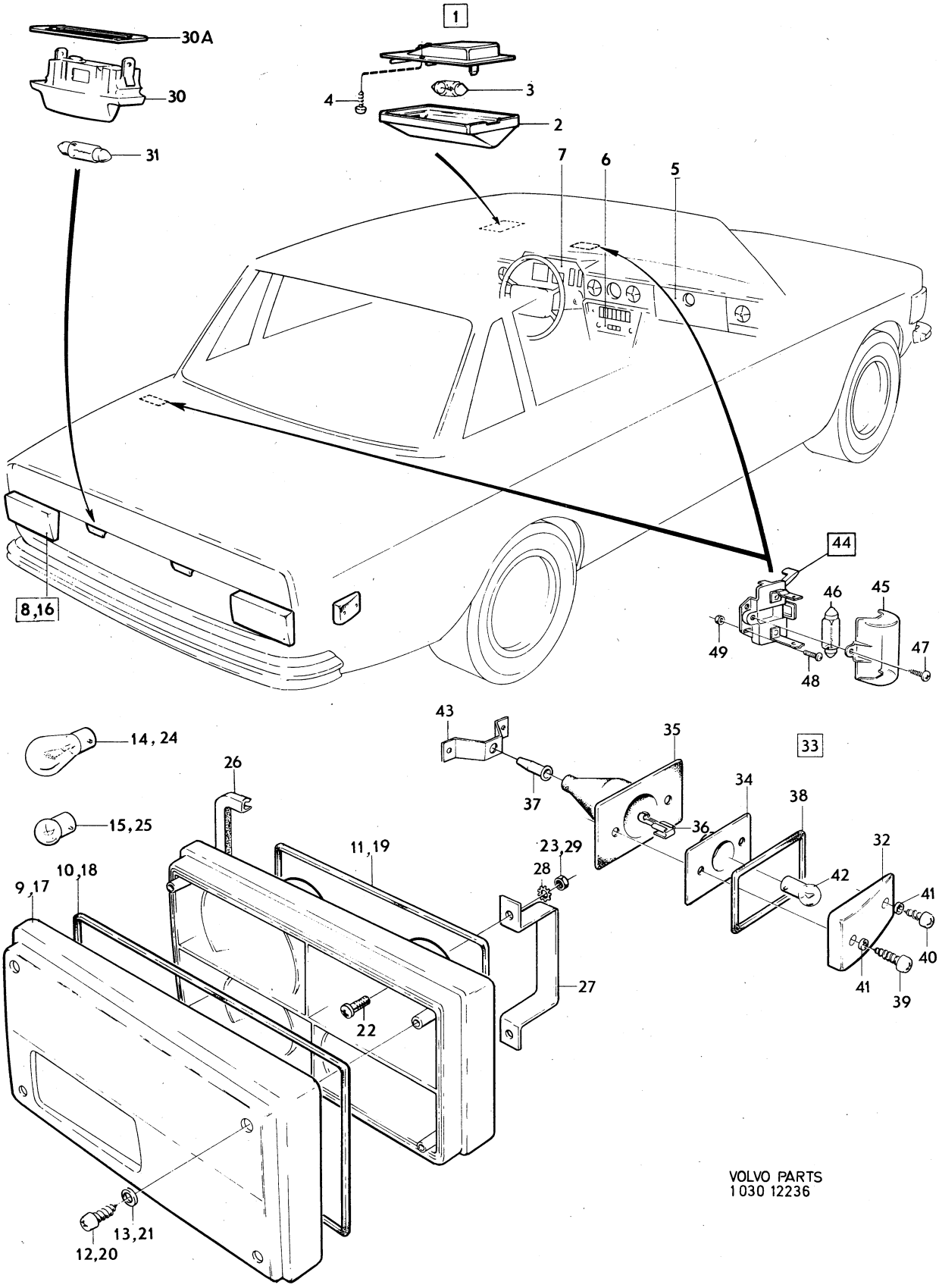

VOLVO PARTS
1030 12236

Sida Page	Grupp Group	Belysningsutrustning inre och bakre	Lighting equipment interior and rear	Illustration	0550
42	3	145	145	12237 1980–04	

	Pos. Fig.	Antal/Quantity				Artikel nr Part No	Benämning	Description	Sats Kit	B P S R	Anmärkning Notes	
	1	2	–	–	–	1214960-5	Innerbelysning	Courtesy lamp				1010
	2	2	–	–	–	677430-1	.Glas	.Lens				1020
x	3	2	–	–	–	182039-8	Glödlampa	Bulb		1	(277715) S8 12V 10W	1030
	4	4	–	–	–	955118-5	Skruv	Screw				1040
	5	–	–	–	–		Handskfacksbelysning				SE SIDA 64, 1-K07	1050
	6	–	–	–	–		Belysning, värmereglage	Lighting, heat control			SE GRUPP 9	1060 1070
	7	–	–	–	–		Instrumentbelysning				SE SIDA 74, 1-K17	1080
	8	1	–	–	–	683520-1	Glas, V	Lens, L			EXCL USA CAN	1090
		1	–	–	–	683514-4	Glas, V	Lens, L			10) USA CAN	1100
		1	–	–	–	1212745-2	Glas, V	Lens, L			11) USA CAN	[illegible]
	9	1	–	–	–	683521-9	Glas, H	Lens, R			EXCL USA CAN	1110
		1	–	–	–	683515-1	Glas, H	Lens, R			10) USA CAN	1120
		1	–	–	–	1212754-4	Glas, H	Lens, R			11) USA CAN	1121
	10	2	–	–	–	677617-3	.Skruv	.Screw			L 52	1130
		4	–	–	–	956066-5	.Skruv	.Screw			L 26	1140
	11	6	–	–	–	677616-5	.Bricka	.Washer				[illegible]
	12	1	–	–	–	680485-0	Lamphållare, V	Bulb socket, L			EXCL USA CAN	[illegible]
		1	–	–	–	680485-0	Lamphållare, V	Bulb socket, L			10) USA CAN	1161
		1	–	–	–	1212751-0	Lamphållare, V	Bulb socket, L			11) USA CAN	1162
		1	–	–	–	680486-8	Lamphållare, H	Bulb socket, R			EXCL USA CAN	1170
		1	–	–	–	680486-8	Lamphållare, H	Bulb socket, R			10) USA CAN	1171
		1	–	–	–	1212760-1	Lamphållare, H	Bulb socket, R			11) USA CAN	1172
	13	2	–	–	–	680488-4	.Tätning	.Seal				1180
x	14	6	–	–	–	965826-1	Glödlampa, "longlife"	Bulb, "longlife"		1	(277721) BA15S 12V 32CP	1190 1191
x		1	–	–	–	273556-1	Glödlampssats	Bulb kit		1		1192
x		2	–	–	–	965826-1	.Glödlampa	.Bulb		1	BA15S 12V 32CP	1193
		2	–	–	–	277754-8	Glödlampa, gul	Bulb, yellow			VENV BA15S 12V 32CP	1195
x	15	2	–	–	–	965828-7	Glödlampa, "longlife"	Bulb, "longlife"		1	(277707) BA15S 12V 15W	1200 1201
x		1	–	–	–	273555-3	Glödlampssats	Bulb kit		1		1202
x		2	–	–	–	965828-7	.Glödlampa	.Bulb		1	BA15S 12V 15W	1203
	16	8	–	–	–	955138-3	Skruv	Screw				1210
	17	2	–	–	–	1215324-3	Nummerplåtsbelysning	Number plate illumination			(1214218)	1220 1221
	17a	2	–	–	–	678529-9	.Tätning	.Seal				1222
x	18	2	–	–	–	965831-1	Glödlampa, "longlife"	Bulb, "longlife"		1	(277713) SV8,5 12V 5W	[illegible] [illegible]
x		1	–	–	–	273554-6	Glödlampssats	Bulb kit		1		1232
x		2	–	–	–	965831-1	.Glödlampa	.Bulb		1	SV8,5 12V 5W	1233
x	19	2	–	–	–	1234244-0	Glas, rött	Lens, red		2	(1212880)	1240
x	20	2	–	–	–	1234246-5	Lamphållare, kmpl	Bulb socket, cpl		2	(1212924)	1250
	21	2	–	–	–		.Lamphållare	.Bulb socket		8		[illegible]
	22	2	–	–	–		.Gummikåpa	.Rubber casing		8		[illegible]
	23	2	–	–	–	942944-0	.Ledningssko	.Cable terminal			TID UTF	1280
		2	–	–	–	956953-4	.Ledningssko	.Cable terminal			SEN UTF. CH 210050–	1281
	24	2	–	–	–	959046-4	.Ledningsskoskydd	.Cable terminal cap				1290
	25	2	–	–	–	1212903-7	Sarg	Frame			USA CAN	1300
	26	2	–	–	–	955123-5	Skruv	Screw			USA CAN L 19	1310
	27	2	–	–	–	955121-9	Skruv	Screw			USA CAN L 14	1320
	28	4	–	–	–	1212692-6	Bricka	Washer			USA CAN	1330
x	29	2	–	–	–	192451-3	Glödlampa	Bulb		1	(277704) BA9S 12V 4W	1340
	30	1	–	–	–	681448-7	Motorrumsbelysning	Engine illumination			SPEC UTF	1350
	31	1	–	–	–	681654-0	.Glas	.Lens			SPEC UTF	1360
x	32	1	–	–	–	942310-4	.Glödlampa	.Bulb		1	(277717) SPEC UTF	1370
	33	1	–	–	–	955119-3	.Skruv	.Screw			SPEC UTF	1380
	34	2	–	–	–	950004-2	Skruv	Screw			SPEC UTF	1390
	35	2	–	–	–	940019-3	Mutter	Nut		8		1400

10. CH–175521, 175662–178028, 178191–178733, 178795–178896.
11. CH 175522–175561, 178029–178190, 178734–178794, 178897–.

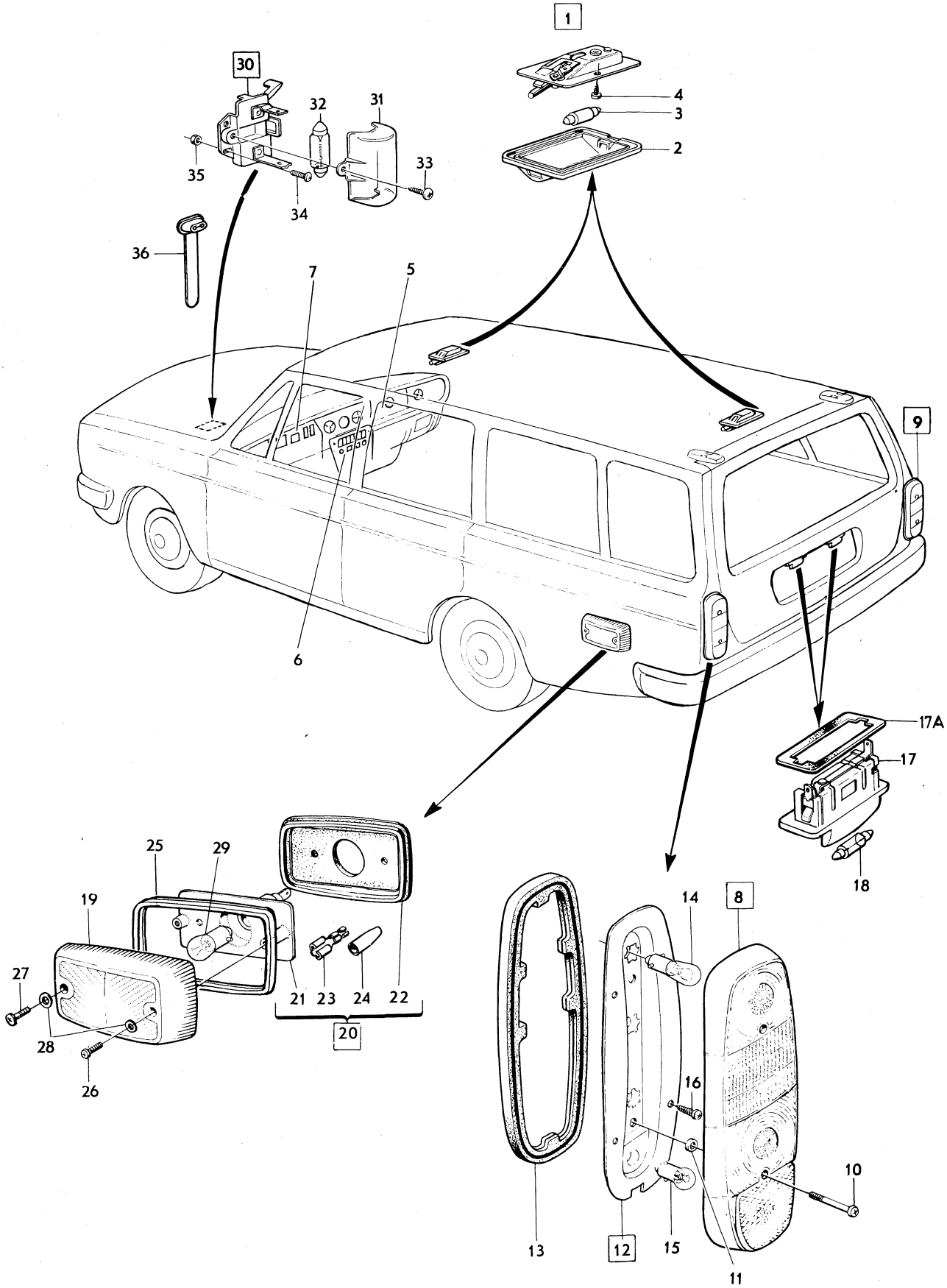

VOLVO PARTS
1 030 12237

Sida Page	Grupp Group	Belysningsutrustning inre och bakre	Lighting equipment interior and rear	Illustration	0550
44	3	145	145	12237 1980–04	

Pos. Fig.	Antal/Quantity				Artikel nr Part No	Benämning	Description	Sats Kit	B P S R	Anmärkning Notes	
36	1	–	–	–	943746-8	Klammer	Clamp			SPEC UTF	1410

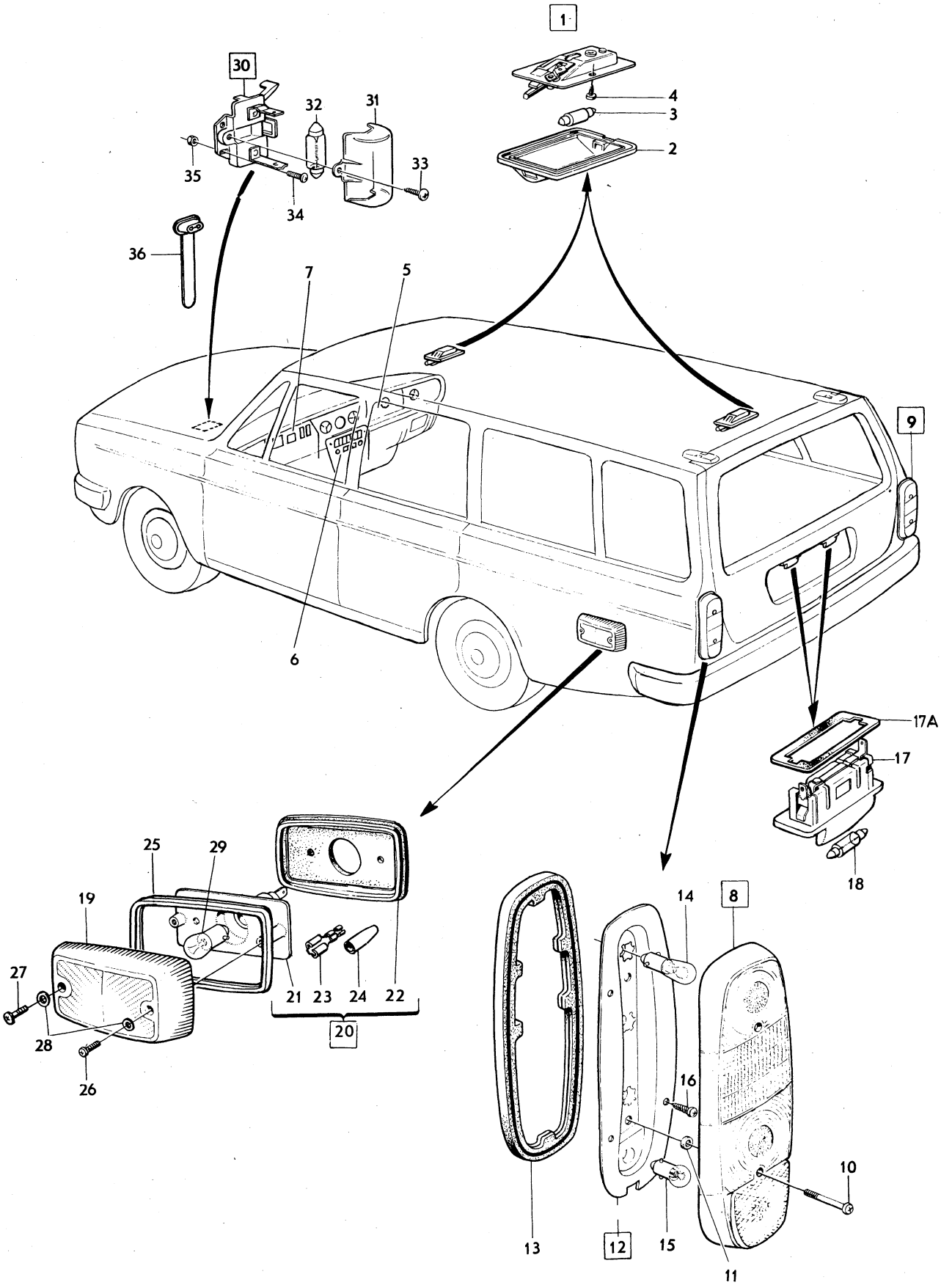

VOLVO PARTS
1 030 12237

Sida Page	Grupp Group	Signalutrustning	Horn equipment	Illustration	0600
46	3			11736 1980–04	

	Pos. Fig.	Antal/Quantity				Artikel nr Part No	Benämning	Description	Sats Kit	BPSR	Anmärkning Notes	
	1	–	–	–	–		Signalhorn med monteringsdetaljer	Horn with installation components			142, 144, 145NT EXCL USA CAN. 142, 144, 145NT TID UTF USA CAN	1010 1020 1030 1040
x	2	1	–	–	–	1212603-3	.Signalhorn	.Horn			(683927)	1050
x	3	1	–	–	–	1235807-3	.Signalhorn	.Horn		6	(1215544)	1060
	4	1	–	–	–	688366-4	.Konsol	.Bracket				1070
	5	1	–	–	–	955782-8	.Mutter	.Nut				1080
	6	1	–	–	–	941907-8	.Fjäderbricka	.Spring washer				1090
	7	1	–	–	–	942402-9	.Skruv	.Screw				1100
	8	1	–	–	–	941907-8	.Fjäderbricka	.Spring washer				1110
	9	2	–	–	–	943909-2	.Skruv	.Screw				11[illegible]
	10	2	–	–	–	942336-9	.Fjädrande bricka	.Resilient washer				1130
	11	–	–	–	–		Signalhorn med monteringsdetaljer	Horn with installation components			142, 144, 145NT SEN UTF USA CAN	1140 1150
	12	1	–	–	–	1214730-2	.Signalhorn, högton	.Horn, high tone				1160
	13	1	–	–	–	1214731-0	.Signalhorn, lågton	.Horn, low tone				1170
	14	1	–	–	–	1214732-8	.Konsol	.Bracket				11[illegible]
	15	2	–	–	–	945870-4	.Skruv	.Screw				1190
	16	2	–	–	–	955949-3	.Låsbricka	.Lock washer				1200
	17	1	–	–	–	943909-2	.Skruv	.Screw				1210
		1	–	–	–	943909-2	.Skruv	.Screw			USA 142 CH 436860– 144 CH 487842– 145 CH 246081–	1211 1212 1213
	18	–	–	–	–		Signalhorn med monteringsdetaljer	Horn with installation components			145HT	1220 1230
	19	1	–	–	–	671085-9	.Konsol	.Bracket				1240
	20	1	–	–	–	955782-8	.Mutter	.Nut				1250
	21	1	–	–	–	942336-9	.Fjädrande bricka	.Resilient washer				1260
	22	1	–	–	–	940098-7	.Skruv	.Screw				1270
	23	1	–	–	–	942336-9	.Fjädrande bricka	.Resilient washer				1280
	24	1	–	–	–	940109-2	.Låsbricka	.Lock washer				1290
	25	1	–	–	–	955827-1	.Mutter	.Nut				1300
	26	–	–	–	–		Ratt med signalring	Steering wheel with horn ring			SE GRUPP 6	1310 1320

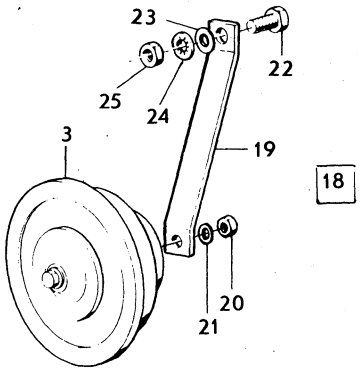

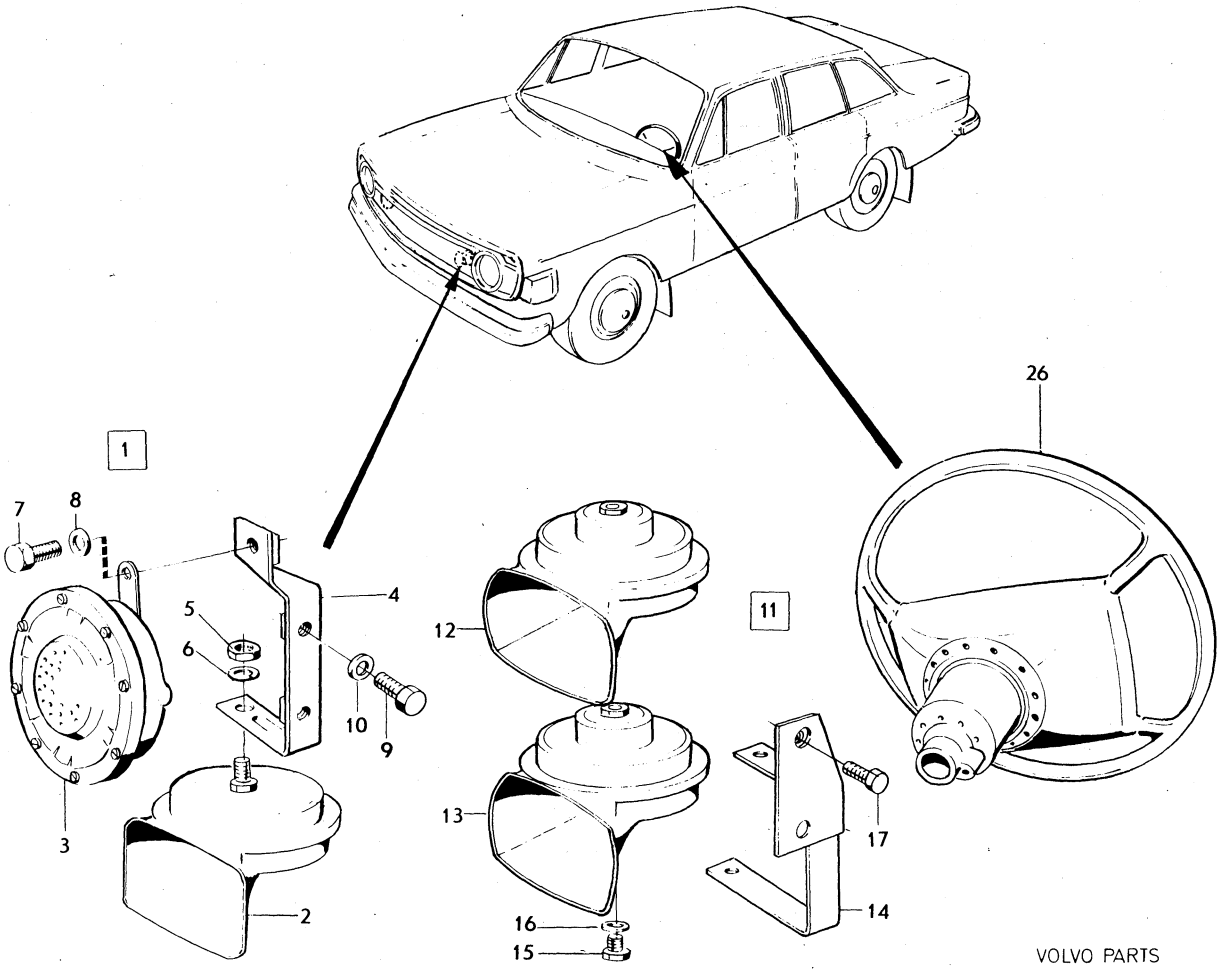

VOLVO PARTS
1 030 11736

Sida Page	Grupp Group	Vindrutetorkare, excl spec utf	Windscreen wiper, excl special version	Illustration	0650
48	3			26533 1980–04	

	Pos. Fig.	Antal/Quantity				Artikel nr Part No	Benämning	Description	Sats Kit	B P S R	Anmärkning Notes	
	1	1	–	–	–		Vindrutetorkarmotor	Windscreen wiper motor		8	SWF, ERS AV 1 ST	0020
											686998–6	0040
	2	1	–	–	–	687971-2	.Tätning	.Seal				0060
	3	3	–	–	–	676185-2	.Bussning	.Bushing				0080
	4	1	–	–	–	687975-3	.Bricka	.Washer				0100
		5	–	–	–	687975-3	Bricka	Washer				0120
	5	1	–	–	–	686998-6	Vindrutetorkarmotor	Windscreen wiper motor		8	ELUX, ERS AV 1 ST	0140
											1202845–2	0160
	6	1	–	–	–	686534-9	.Tätning	.Seal				0180
	7	3	–	–	–	681476-8	.Bussning	.Bushing				0200
	8	1	–	–	–	687774-0	.Kontaktplint	.Terminal				0220
	9	1	–	–	–	687775-7	.Borsthållare	.Brushes retainer		2		0[illegible]
	10	3	–	–	–	687776-5	.Gummihållare	.Rubber retainer		4		0260
	11	3	–	–	–	687777-3	.Elborste	.Carbon brush		2		0280
	12	3	–	–	–	687778-1	.Fjäder	.Spring		2		0300
	13	3	–	–	–	687779-9	.Borsthållarlock	.Brushes retainer cove		3		0320
	14	6	–	–	–	687975-3	Bricka	Washer				0340
x	15	1	–	–	–	1202845-2	Vindrutetorkarmotor	Windscreen wiper motor		1	SWF	03[illegible]
	16	3	–	–	–	681476-8	.Bussning	.Bushing				03[illegible]
x	17	1	–	–	–	1247805-3	.Kontaktplint	.Terminal		3		0400
	18	1	–	–	–	687775-7	.Borsthållare	.Brusher retainer		2		0420
	19	1	–	–	–	686523-2	Transmission	Transmission			VST	0440
		1	–	–	–	686524-0	Transmission	Transmission			HST	0460
	20	1	–	–	–	687786-4	.Länkarm	.Link arm				0480
	21	1	–	–	–	1203407-0	.Drivlänk	.Drive link			VST	0500
		1	–	–	–	1203408-8	.Drivlänk	.Drive link			HST	0520
	22	1	–	–	–	1203019-3	.Torkararmslager	.Wiper arm bearing				0540
	23	1	–	–	–	1203011-0	.Torkararmslager	.Wiper arm bearing				0560
	24	1	–	–	–	687781-5	.Vevarm	.Arm				0580
	25	1	–	–	–	687782-3	.Bussning	.Bushing				0600
	26	1	–	–	–	687791-4	.Bricka	.Washer				0620
	27	1	–	–	–	942915-0	.Spårryttare	.Retainer ring			(671914)	0640
	28	2	–	–	–	687784-9	.Lina	.Wire				0660
	29	1	–	–	–	1203020-1	.Lina	.Wire				0680
	30	2	–	–	–	687785-6	.Gavel	.End				0700
	31	1	–	–	–	687788-0	.Gavel	.End				0720
	32	6	–	–	–	940100-1	Skruv	Screw				0740
	33	6	–	–	–	940155-5	Låsbricka	Lock washer				0760
	34	1	–	–	–	955825-5	Mutter	Nut				07[illegible]
	35	1	–	–	–	955893-3	Bricka	Washer				08[illegible]
	36	2	–	–	–	955894-1	Bricka	Washer				0820
	37	2	–	–	–	1213987-9	Bussning	Bushing				0840
	38	1	–	–	–	667075-6	Bussning	Bushing				0860
	39	3	–	–	–	940094-6	Skruv	Screw				0880
	40	3	–	–	–	940155-5	Låsbricka	Lock washer				09[illegible]
x	41	1	–	–	–	685862-5	Torkararm, V	Wiper arm, L		1	(1213414)	09[illegible]
x		1	–	–	–	685861-7	Torkararm, H	Wiper arm, R		1	(1213415)	0940
	42	1	–	–	–	680039-5	Torkarblad, V	Wiper blade, L				0960
		1	–	–	–	680038-7	Torkarblad, H	Wiper blade, R				0980
	33	2	–	–	–	681207-7	.Gummiblad	.Rubber blade				1000

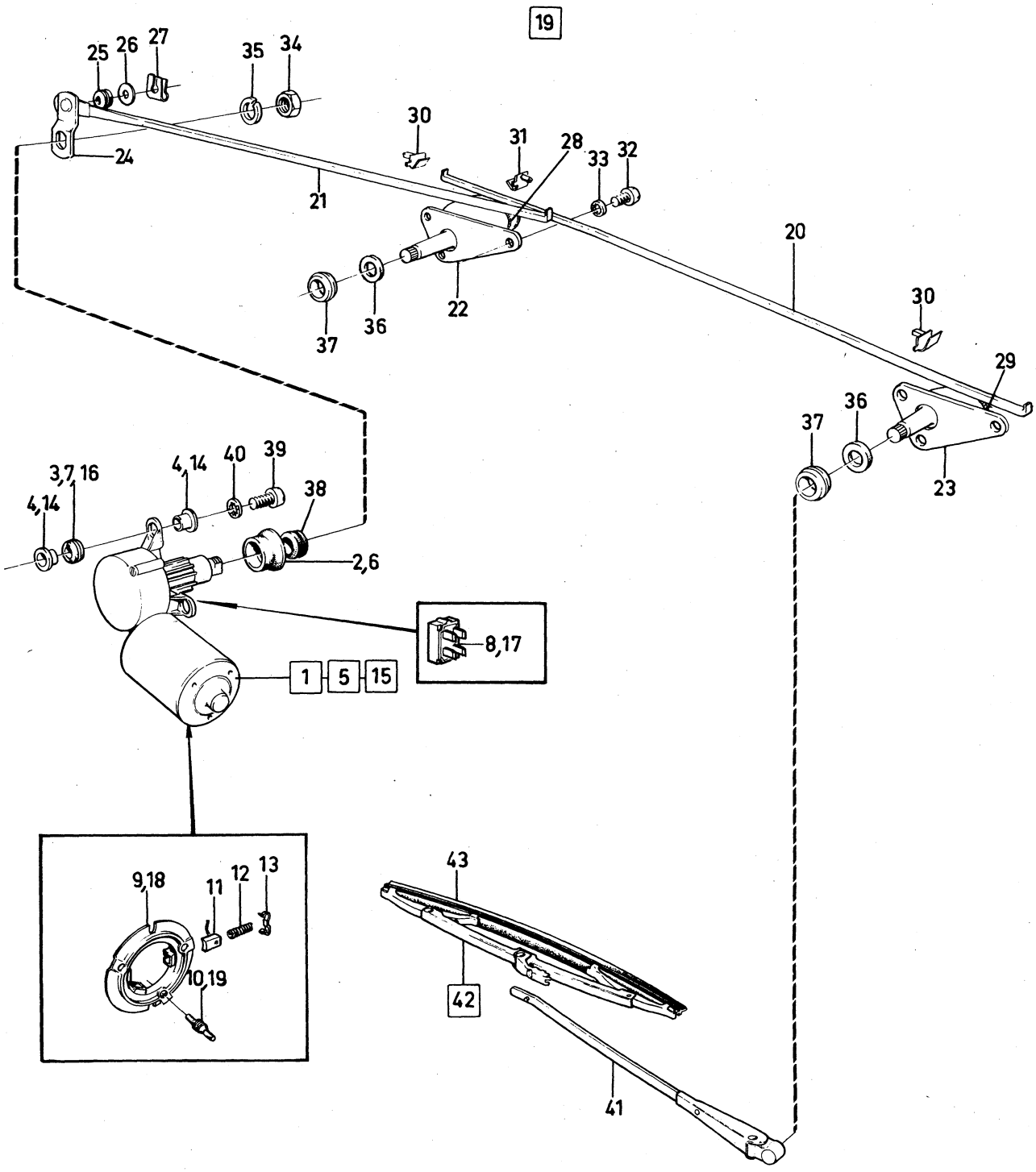

VOLVO PARTS
1 030 26533
(103:7)

Sida Page	Grupp Group												
50	3	Vindrutetorkare, spec utf 5420, 5430, 5450						Windscreen wiper, spec version 5420, 5430, 5450				Illustration 26534 1980–04	0700
Pos. Fig.	Antal/Quantity 1211 996	1202 846			Artikel nr Part No	Benämning		Description	Sats Kit	B P S R	Anmärkning Notes		
1	1	–	–	–	1211996-2	Vindrutetorkarmotor		Windscreen wiper motor		8	ERS AV 1 ST 1202846–0		0020
x	–	1	–	–	1202846-0	Vindrutetorkarmotor		Windscreen wiper motor		1			0040
2	1	–	–	–	687971-2	.Tätning		.Seal					0060
3	3	3	–	–	676185-2	.Bussning		.Bushing					0080
x 3a	–	1	–	–	1247805-3	.Kontaktplint		.Terminal		3			0100
4	1	1	–	–	687975-3	.Bricka		.Washer					0120
	5	5	–	–	687975-3	Bricka		Washer					0140
5	1	1	–	–	1211637-2	Transmission		Transmission					0160
6	1	1	–	–	687786-4	.Länkarm		.Link arm					0180
7	1	1	–	–	1203407-0	.Drivlänk		.Drive link					0200
8	1	1	–	–	1203406-2	.Torkararmslager		.Wiper arm bearing					0[illegible]
9	1	1	–	–	1203405-4	.Torkararmslager		.Wiper arm bearing					0240
10	1	1	–	–	687781-5	.Vevarm		.Arm					0260
11	1	1	–	–	687782-3	.Bussning		.Bushing					0280
12	1	1	–	–	687791-4	.Bricka		.Washer					0300
13	1	1	–	–	942915-0	.Spårryttare		.Retainer ring			(671914)		0320
14	2	2	–	–	687784-9	.Lina		.Wire					0[illegible]
15	1	1	–	–	1203020-1	.Lina		.Wire					0360
16	2	2	–	–	687785-6	.Gavel		.End					0380
17	1	1	–	–	687788-0	.Gavel		.End					0400
18	6	6	–	–	940100-1	Skruv		Screw					0420
19	6	6	–	–	940155-5	Låsbricka		Lock washer					0440
20	1	1	–	–	955825-5	Mutter		Nut					0460
21	1	1	–	–	955893-3	Bricka		Washer					0480
22	2	2	–	–	955894-1	Bricka		Washer					0500
23	2	2	–	–	1213987-9	Bussning		Bushing					0520
24	1	1	–	–	667075-6	Bussning		Bushing					0540
25	3	3	–	–	940094-6	Skruv		Screw					0560
26	3	3	–	–	940155-5	Låsbricka		Lock washer					0580
27	1	1	–	–	1211998-8	Torkararm, V		Wiper arm, L					0600
	1	1	–	–	1211999-6	Torkararm, H		Wiper arm, R					0620
28	1	1	–	–	680038-7	Torkarblad, V		Wiper blade, L					0640
	1	1	–	–	1213574-5	Torkarblad, H		Wiper blade, R					0660
29	2	2	–	–	681207-7	.Gummiblad		.Rubber blade					0680

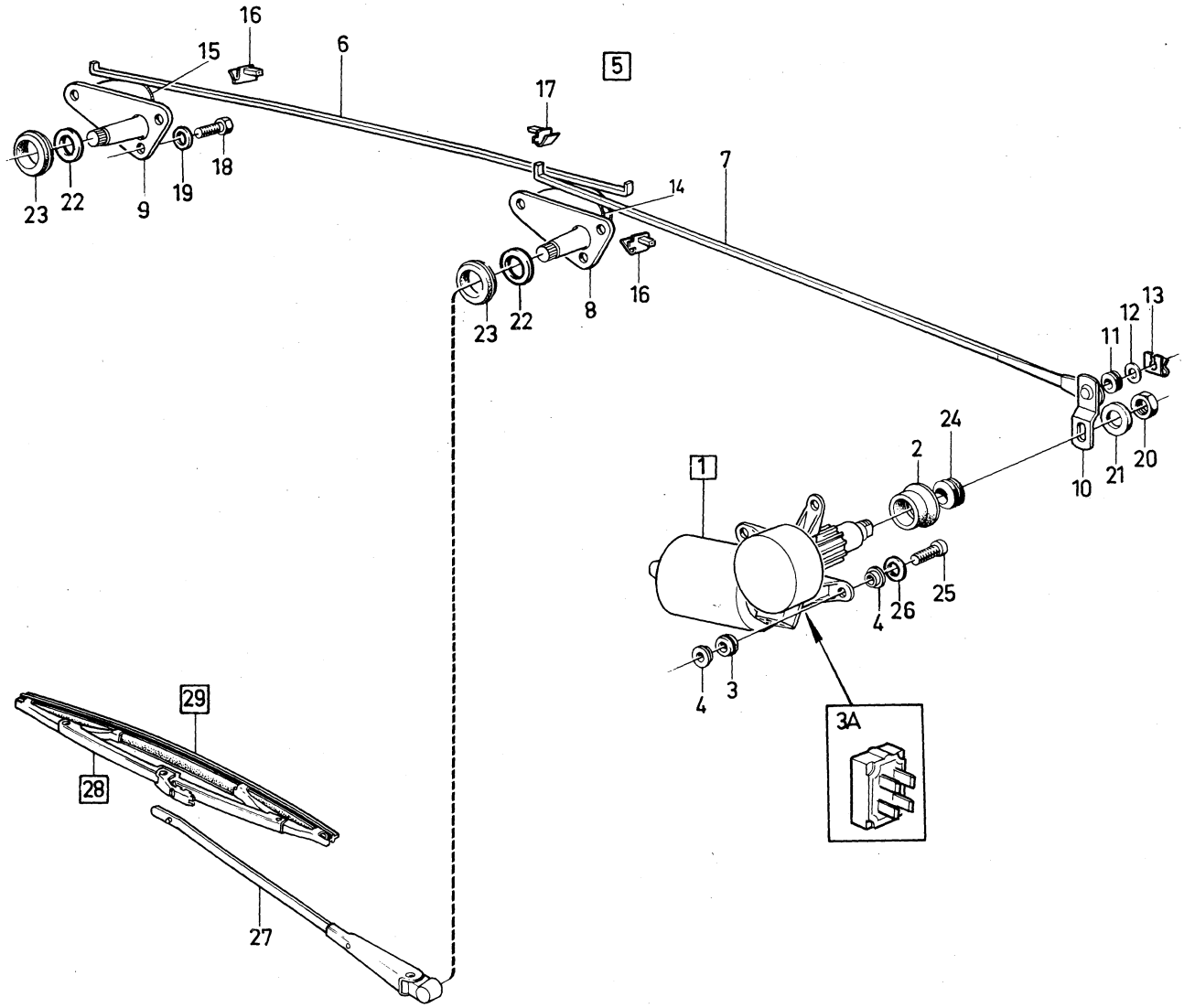

VOLVO PARTS
1 030 26534
(103:7)

Sida Page	Grupp Group	Torkare Bakre Och Spolare	Rear Window Wiper And Washer	Illustration	0750
52	3	145	145	10368 1980–04	

Pos. Fig.	Antal/Quantity				Artikel nr Part No	Benämning	Description	Sats Kit	B P S R	Anmärkning Notes	
1	1	–	–	–	282162-7	Torkare, kmpl med spolare	Wiper, cpl with washer		8		1010 1020
2	1	–	–	–	684999-6	.Torkarmotor	.Wiper motor				1030
3	2	–	–	–	656289-6	..Elborste	..Carbon brush		8		1040
4	1	–	–	–	656290-4	..Fjäder	..Spring				1045
5	1	–	–	–	680017-1	..Diod	..Diode				1046
6	1	–	–	–		.Konsol	.Bracket		8		1050
7	2	–	–	–	940100-1	.Skruv	.Screw				1060
8	2	–	–	–	940155-5	.Låsbricka	.Lock washer				1070
9	6	–	–	–	960140-2	.Bricka	.Washer				1080
10	2	–	–	–	955138-3	.Skruv	.Screw				[illegible]
11	1	–	–	–		.Jordledning	.Earth cable		8		[illegible]
12	1	–	–	–	678362-5	.Vevarm	.Crank pin				1110
13	1	–	–	–	955274-6	..Skruv	..Screw				1120
14	1	–	–	–	955892-5	..Bricka	..Washer				1130
15	1	–	–	–	941906-0	..Fjädrande bricka	..Resilient washer				1140
16	1	–	–	–	955781-0	..Mutter	..Nut				[illegible]
17	1	–	–	–	678361-7	.Länkstång	.Link rod				[illegible]
18	1	–	–	–	678996-0	.Växel	.Adapter				1170
19	2	–	–	–	940100-1	.Skruv	.Screw				1180
20	2	–	–	–	940155-5	.Låsbricka	.Lock washer				1190
21	2	–	–	–	955825-5	.Mutter	.Nut				1200
22	1	–	–	–	678997-8	.Gummibussning	.Rubber bushing				1210
23	1	–	–	–	190735-1	.Bricka	.Washer				1220
24	1	–	–	–	190734-4	.Mutter	.Nut				1230
25	1	–	–	–	682340-5	.Torkararm	.Wiper arm				1240
26	1	–	–	–	688522-2	.Torkarblad	.Wiper blade			(673193)	1250
27	1	–	–	–		.Spolare, kmpl	.Washer, cpl			SE SIDA 54, 1-J21	1270
28	1	–	–	–		.Jordledning	.Earth cable		8		1280
29	1	–	–	–	1210132-5	.Strömställare	.Switch				1290
30	1	–	–	–	1212563-9	.Elledning	.Wiring			(683173)	1300
	–	–	–	–							1310
31	1	–	–	–		.Jordledning	.Earth cable				1320
x 32	3	–	–	–	949210-9	.Ledningssko	.Cable terminal		2	(956953)	1330
x 33	3	–	–	–	949211-7	.Ledningssko	.Cable terminal		2	(956954)	1340
x 34	1	–	–	–	949212-5	.Ledningssko	.Cable terminal		2	(956955)	1350
x 35	1	–	–	–	949606-8	.Ledningssko	.Cable terminal		2	(942944)	1360
36	1125	–	–	–	943727-8	.Slang	.Hose			(192581)	[illegible]
37	1	–	–	–	684212-4	.Munstycke	.Jet				[illegible]
38	1	–	–	–	680896-8	.Förstärkning	.Reinforcement				1390
	1	–	–	–	540453-8	.Monteringsanvisning	.Installation diagram		8		1400

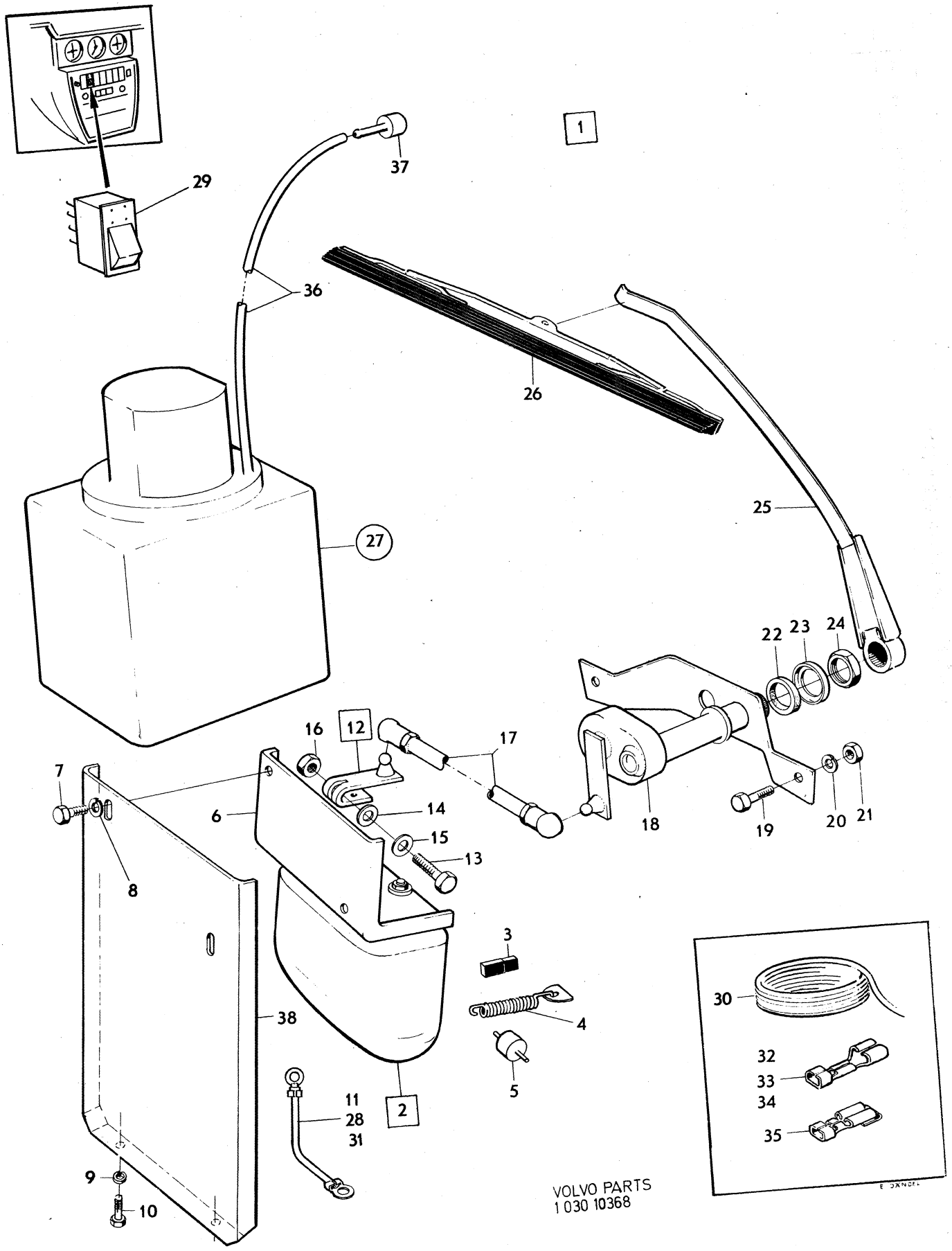
1
2
3
4
5
6
7
8
9
10
11
12
13
14
15
16
17
18
19
20
21
22
23
24
25
26
27
28
29
30
31
32
33
34
35
36
37
38
VOLVO PARTS
1 030 10368

Sida Page	Grupp Group	Vindrutespolare	Windscreen washer	Illustration	0800
54	3	142 CH–393949, 144 CH–427999, 145 CH–210049	142 CH–393949, 144 CH–427999, 145 CH–210049	10866 1980–04	

Pos. Fig.	Antal/Quantity 688 401	686 451			Artikel nr Part No	Benämning	Description	Sats Kit	B P S R	Anmärkning Notes	
1	1	–	–	–	688401-9	Vindrutespolare	Windscreen washer		8	MEAB	1010
2	–	1	–	–	686451-6	Vindrutespolare	Windscreen washer		8	SWF	1020
3	1	–	–	–	688400-1	.Pump med motor	.Pump with motor				1030
4	–	1	–	–		.Pump med motor	.Pump with motor		8	ERS AV 1ST 688400–1	1040
5	–	1	–	–		..Motor	..Motor		8		1050
6	–	1	–	–	688053-8	...Medbringare	...Companion flange		8		1060
7	1	–	–	–	687252-7	..Medbringare	..Companion flange				1070
8	1	–	–	–	687251-9	..Pump	..Pump				1080
9	–	1	–	–	681857-9	..Pump	..Pump				1090
10	1	–	–	–	687257-6	..Lock	..Cover		8		1100
11	–	1	–	–	688054-6	..Lock	..Cover		8		10
12	–	2	–	–	681858-7	..Skruv	..Screw				1120
13	1	1	–	–	671723-5	.Vattenbehållare	.Reservoir				1130
14	1	1	–	–	1213248-6	Korg	Basket			VST	1140
	1	1	–	–	347490-5	Korg	Basket			HST	1150
15	1	1	–	–	677033-3	Konsol	Bracket			145	1160
16	3	3	–	–	958236-2	Skruv	Screw				0
17	3	3	–	–	958236-2	Skruv	Screw				1180
18	875	875	–	–	943727-8	Slang	Hose				1190
19	1	1	–	–	672631-9	Spolarmunstycke	Washer jet				1200

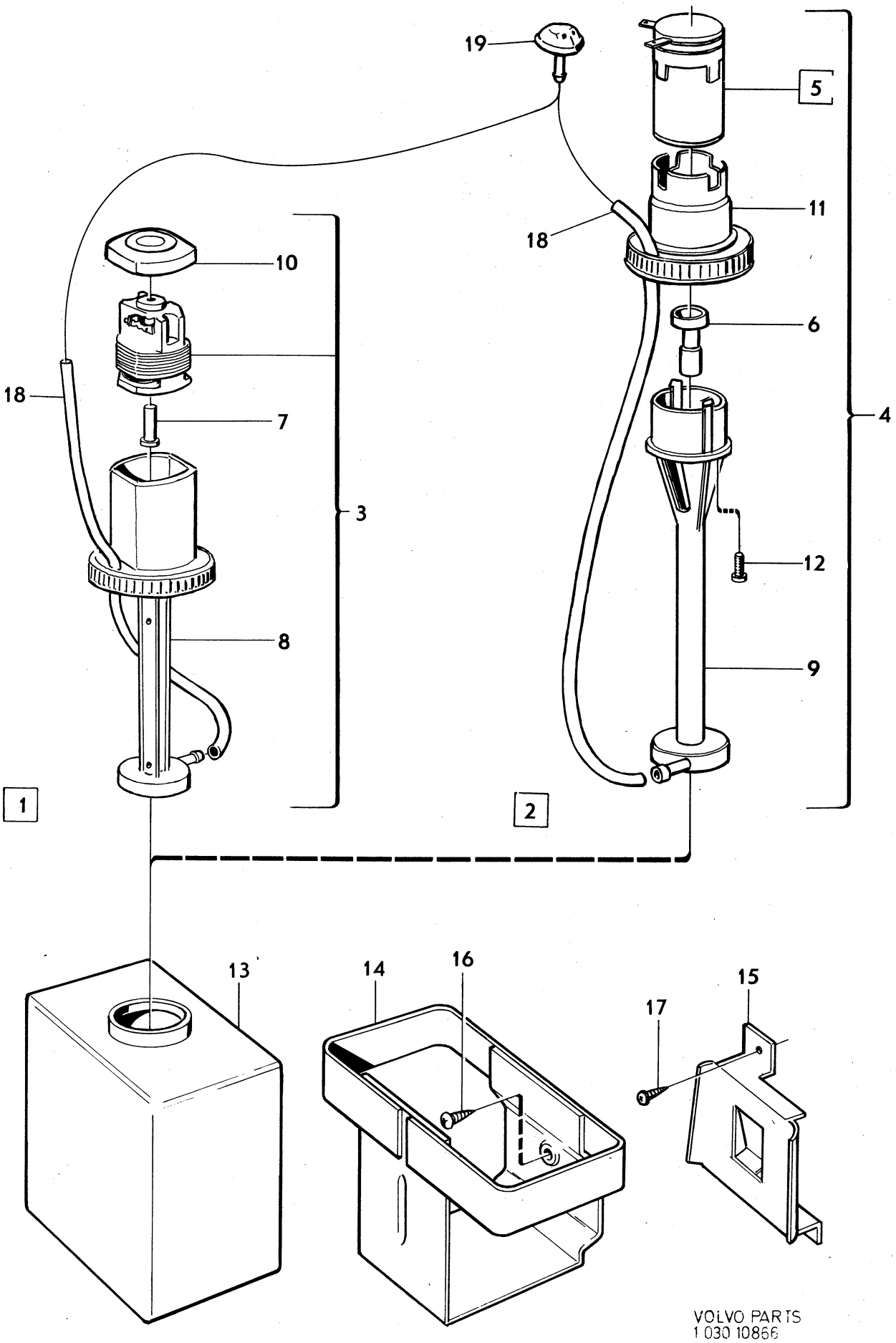
19
5
11
18
10
6
18
7
4
3
12
8
9
1
2
13
14
16
15
17
VOLVO PARTS
1 030 10866

Sida Page	Grupp Group	Vindrutespolare	Windscreen washer	Illustration	0850
56	3	142 CH 393950–, 144 CH 428000– 145 CH 210050–	142 CH 393950–, 144 CH 428000–, 145 CH 210050–	12240 1980–04	

	Pos. Fig.	Antal/Quantity				Artikel nr Part No	Benämning	Description	Sats Kit	B P S R	Anmärkning Notes	
x	1	1	–	–	–	1254197-5	Pump	Pump		2	(1213946)	1010
	2	1	–	–	–	1213941-6	Behållare	Reservoir				1020
	3	1	–	–	–	1213943-2	.Lock	.Cover				1030
	4	1	–	–	–	1213947-3	Konsol	Bracket				1040
	5	3	–	–	–	958236-2	Skruv	Screw				1050
	6	1	–	–	–	1203725-5	Konsol	Bracket			B20E,F, B20A,B, MS	1060
		1	–	–	–	1203723-0	Konsol	Bracket			B20A,B, US	1070
	7	1	–	–	–	945414-1	Skruv	Screw				1080
	8	1	–	–	–	955847-9	Mutter, alt 1	Nut, alt 1			5/16–24	1090
		1	–	–	–	955848-7	Mutter, alt 2	Nut, alt 2			3/8–24	1100
		1	–	–	–	955782-8	Mutter, alt 3	Nut, alt 3			M6	0
	9	130	–	–	–	943727-8	Slang	Hose				1120
	10	65MM	–	–	–	943727-8	Slang	Hose				1130
	11	1	–	–	–	688658-4	T–rör	T–pipe				1140
	12	875	–	–	–	943727-8	Slang	Hose				1150
	13	1	–	–	–	672631-9	Munstycke	Jet				1160
	14	–	–	–	–		Slang	Hose			SE SIDA 60, 1-K03	0

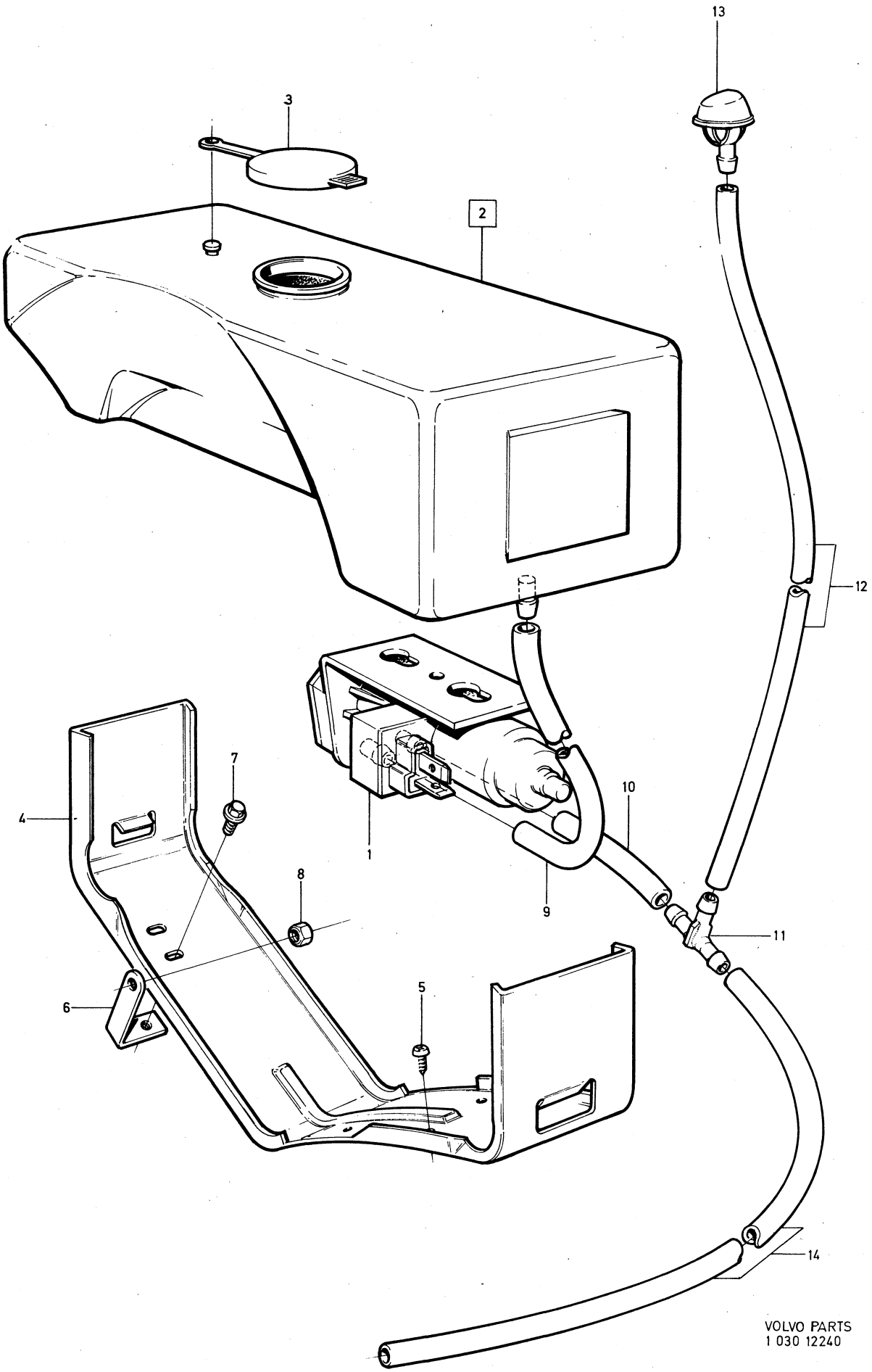

VOLVO PARTS
1 030 12240

Sida Page	Grupp Group	Strålkastartorkare, spolare	Headlight wiper, washer	Illustration	0900
58	3	142 CH–393949, 144 CH–427999, 145 CH–210049. Excl spec utf	142 CH–393949, 144 CH–427999, 145 CH–210049. Excl spec utf	12241 1980–04	

	Pos. Fig.	Antal/Quantity				Artikel nr Part No	Benämning	Description	Sats Kit	B P S R	Anmärkning Notes	
	1	1	–	–	–	283012-3	Strålkastartorkarsats	Headlight wiper kit		8		1010
	2	1	–	–	–		.Strålkastartorkare, kmpl	.Headlight wiper cpl		8		1020
	3	1	–	–	–	1203624-0	..Motor	..Motor			(1213577)	1030
		1	–	–	–	273530-6	...Elborstsats	...Carbon brush kit		8	TID UTF	1040
		2	–	–	–	1207355-7	...Fjäder	...Spring		8	TID UTF	1050
x		1	–	–	–	243994-1	...Diod	...Diode		2	(243760) TID UTF	1060
	5	1	–	–	–	1203627-3	..Konsol	..Bracket			(1213581	1080
	6	3	–	–	–	956092-1	..Skruv	..Screw				1090
	7	3	–	–	–	941906-0	..Fjädrande bricka	..Resilient washer				1100
	8	1	–	–	–	1203630-7	..Vevarm	..Crank			(1213582)	1110
	9	1	–	–	–	1213583-6	..Länkarm	..Link arm				1120
	10	1	–	–	–	1203631-5	..Drivaxel	..Drive wheel			(1213587)	30
	11	1	–	–	–	941906-0	..Fjädrande bricka	..Resilient washer				1140
	12	1	–	–	–	942002-7	..Mutter	..Nut				1150
	13	1	–	–	–	1213584-4	..Skyddskåpa	..Casing				1160
	14	1	–	–	–	1203633-1	..Skyddsplåt	..Casing				1170
	15	1	–	–	–	1203625-7	..Drivwire, V	..Drive wire, L			(1213909)	1180
	16	1	–	–	–	1203626-5	..Drivwire, H	..Drive wire, R			(1213910)	90
	17	1	–	–	–	1213903-6	..Axel med konsol, V	..Axle with bracket, L			TID UTF	1200
		1	–	–	–	1203632-3	..Axel, V	..Axle, L			SEN UTF	1210
	18	1	–	–	–	1203628-1	..Konsol, V	..Bracket, L			SEN UTF	1220
	19	1	–	–	–	1213904-4	..Axel med konsol, H	..Axle with bracket, R		8		1230
		1	–	–	–	1203632-3	..Axel, H	..Axle, R			SEN UTF	1240
	20	1	–	–	–	1203629-9	..Konsol, H	..Bracket, R			SEN UTF	1250
	21	8	–	–	–	940100-1	.Skruv	.Screw			TID UTF 1/4 UNC	1260
	22	8	–	–	–	960140-2	.Bricka	.Washer			TID UTF	1270
	23	8	–	–	–	955825-5	.Mutter	.Nut			TID UTF, 1/4 UNC	1280
		8	–	–	–	955781-0	.Mutter	.Nut			SEN UTF, M6	1290
	24	2	–	–	–	1213866-5	.Torkararm	.Wiper arm			TID UTF	1300
		2	–	–	–	1203634-9	.Torkararm	.Wiper arm			SEN UTF	1310
	25	2	–	–	–	941905-2	.Fjädrande bricka	.Resilient washer			SEN UTF	1320
	26	2	–	–	–	955780-2	.Mutter	.Nut			SEN UTF	1330
	27	1	–	–	–	1214281-6	.Ledningsknippe	.Cable harness				1340
	28	1	–	–	–	947780-3	.Stiftsisolator	.Pin insulator		2	(1212856)	1350
	29	1	–	–	–	1212705-6	.Strömställare	.Switch				1360
	30	1	–	–	–	1210139-0	.Backventil	.Check valve				1370
	31	1	–	–	–	659248-9	.T–rör, D 3,8x4,4x6,3	.T–pipe, D 3,8x4,4x6,3			TID UTF	1380
		1	–	–	–	688658-4	.T–rör, D 6,3x6,3x6,3	.T–pipe, D 6,3x6,3x6,3			SEN UTF	1390
	32	ERF	–	–	–	943722-9	.Slang	.Hose			TID UTF, D 5	00
		ERF	–	–	–	943727-8	.Slang	.Hose			SEN UTF, D 7	1410
	33	ERF	–	–	–	943722-9	.Slang	.Hose			TID UTF, D 5	1420
		ERF	–	–	–	943727-8	.Slang	.Hose			SEN UTF, D 7	1430
	34	ERF	–	–	–	943727-8	.Slang	.Hose				1440
	35	2	–	–	–	668066-4	.Spolarmunstycke	.Washer jet			TID UTF	1450
	36	1	–	–	–	1203698-4	.Spolrör, V	.Washer pipe, L			SEN UTF	60
	37	1	–	–	–	1203699-2	.Spolrör, H	.Washer pipe, R			SEN UTF	1470
	38	1	–	–	–	682083-1	.Jordledning	.Earth cable				1480
x	39	1	–	–	–	1213586-9	Torkarbladssats	Wiper blade kit			(283015)	1490
		1	–	–	–	1203635-6	Torkarbladssats	Wiper blade kit			(283014)	1500
		2	–	–	–		.Gummiblad	.Rubber blade		8		1510
	40	1	–	–	–	282915-8	Spolarsats	Washer kit		8		1520
		1	–	–	–	282933-1	Spolarsats	Washer kit		8		1530
	41	1	–	–	–	1210041-8	.Spolare med motor	.Washer with motor			ALT 1 2 L	1540
		1	–	–	–	282916-6	.Spolare med motor	.Washer with motor		1	ALT 2 4 L	1550
	42	2	–	–	–	958244-6	.Skruv	.Screw				1560
	43	ERF	–	–	–	943727-8	.Slang	.Hose				1570
	44	2	–	–	–	192248-3	.Klammer	.Clamp				1580
	45	2	–	–	–	951188-2	.Klammer	.Clamp				1590
	46	2	–	–	–	955137-5	.Skruv	.Screw				1600

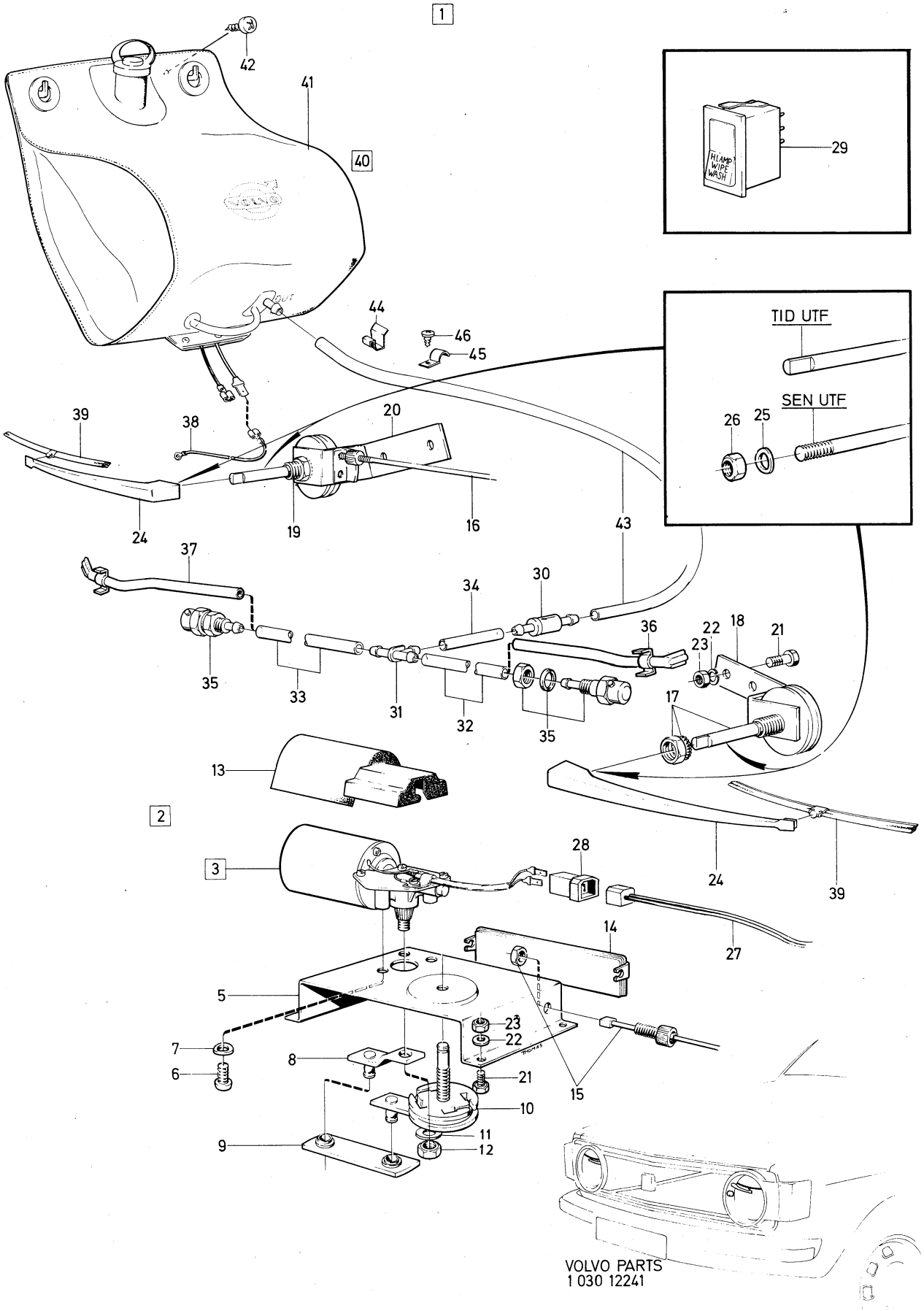
1
2
3
40
HLAMP
WIPE
WASH
TID UTF
SEN UTF
VOLVO PARTS
1 030 12241

Sida Page	Grupp Group	Strålkastartorkare, spolare	Headlight wiper, washer	Illustration	0950
60	3	142 CH 393950–,144 CH 428000–, 145 CH 210050–. excl spec utf	142 CH 393950–,144 CH 428000–, 145 CH 210050–. excl spec utf	13468 1980–04	

	Pos. Fig.	Antal/Quantity				Artikel nr Part No	Benämning	Description	Sats Kit	B P S R	Anmärkning Notes	
	1	1	–	–	–		Strålkastartorkare, kmpl	Headlamp wiper, cpl		8		1010
	2	1	–	–	–	1203624-0	.Motor	.Motor				1020
		1	–	–	–	273530-6	..Elborstsats	..Carbon brush kit		8		1021
		2	–	–	–	1207355-7	..Fjäder	..Spring		8		1022
x		1	–	–	–	243994-1	..Diod	..Diode		2	(243760)	1023
	3	2	–	–	–	1203625-7	.Drivwire, V, kmpl	.Drive wire, L, cpl				1030
	4	2	–	–	–	1203626-5	.Drivwire, H, kmpl	.Drive wire, R, cpl				1040
	5	1	–	–	–	1203627-3	.Konsol, motor	.Bracket, motor				1050
	6	1	–	–	–	1203628-1	.Konsol, V, kmpl	.Bracket, L, cpl				1060
	7	1	–	–	–	1203629-9	.Konsol, H, kmpl	.Bracket, R, cpl				1070
	8	1	–	–	–	1203630-7	.Vevarm	.Crank				[illegible]
	9	1	–	–	–	1213583-6	.Länkarm	.Link arm				[illegible]
	10	1	–	–	–	1203631-5	.Drivaxel	.Drive axle				1100
	11	2	–	–	–	1203632-3	.Axel, kmpl	.Axle, cpl				1110
	12	1	–	–	–	1213584-4	.Skyddskåpa	.Casing				1120
	13	3	–	–	–	956092-1	.Skruv	.Screw				1130
	14	3	–	–	–	941906-0	.Fjädrande bricka	.Resilient washer				[illegible]
	15	1	–	–	–	1203633-1	.Skyddsplåt	.Casing				[illegible]
	16	1	–	–	–	942002-7	.Låsmutter	.Lock nut				1160
	17	1	–	–	–	941906-0	.Fjädrande bricka	.Resilient washer				1170
	18	2	–	–	–	955780-2	Mutter	Nut				1180
	19	2	–	–	–	941905-2	Fjädrande bricka	Resilient washer				1190
	20	8	–	–	–	955781-0	Mutter	Nut				1200
	21	2	–	–	–	1203634-9	Torkararm	Wiper arm				1210
	22	2	–	–	–	1203635-6	Torkarblad	Wiper blade				1220
	22a	2	–	–	–	1202725-6	Gummibussning	Rubber bushing		2	142 CH 447598–	1225
		–	–	–	–						144 CH 501749–	1226
		–	–	–	–						145 CH 256709–	1227
	23	1125	–	–	–	943727-8	Slang	Hose				1230
	24	1	–	–	–	1210139-0	Backventil	Check valve				1240
	25	65MM	–	–	–	943727-8	Slang	Hose				1250
	26	1	–	–	–	688658-4	T–rör	T–pipe				1260
	27	950	–	–	–	943727-8	Slang	Hose				1270
	28	150	–	–	–	943727-8	Slang	Hose				1280
	29	1	–	–	–	1203699-2	Spolrör, H	Washer pipe, R				1290
	30	1	–	–	–	1203698-4	Spolrör, V	Washer pipe, L				1300
		–	–	–	–		Spolare	Washer			SE SIDA 56, 1-J23	1310
		1	–	–	–	283062-8	Strålkastartorkarsats, kmpl	Headlight wiper kit cpl		8		[illegible]

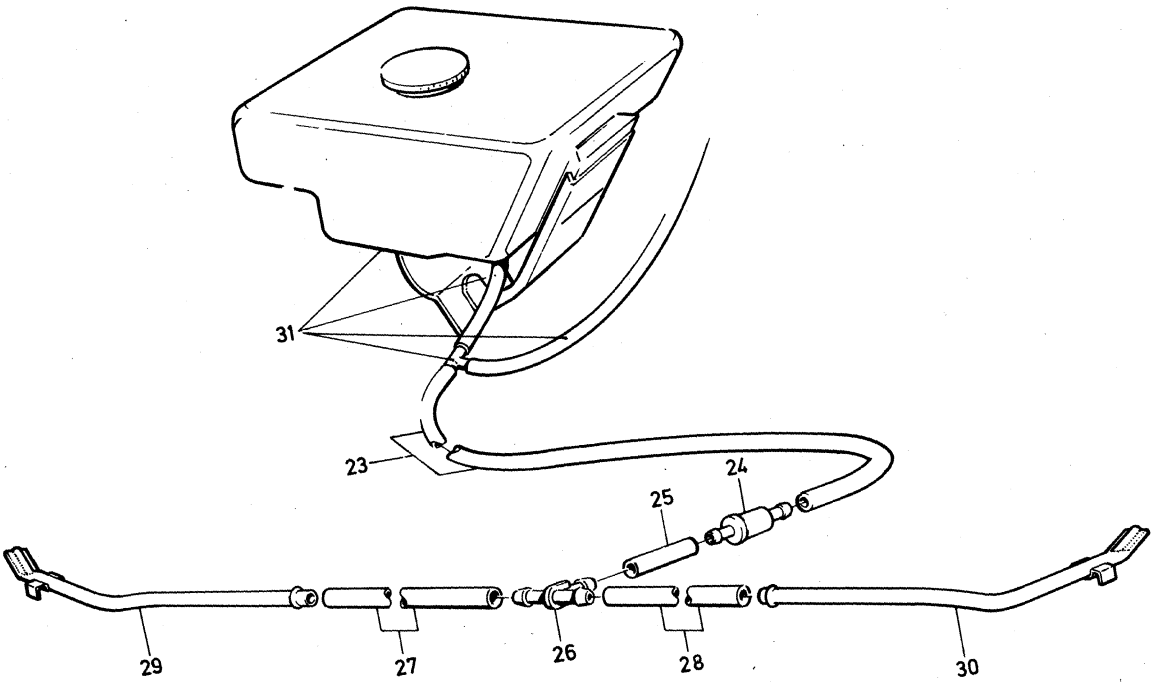

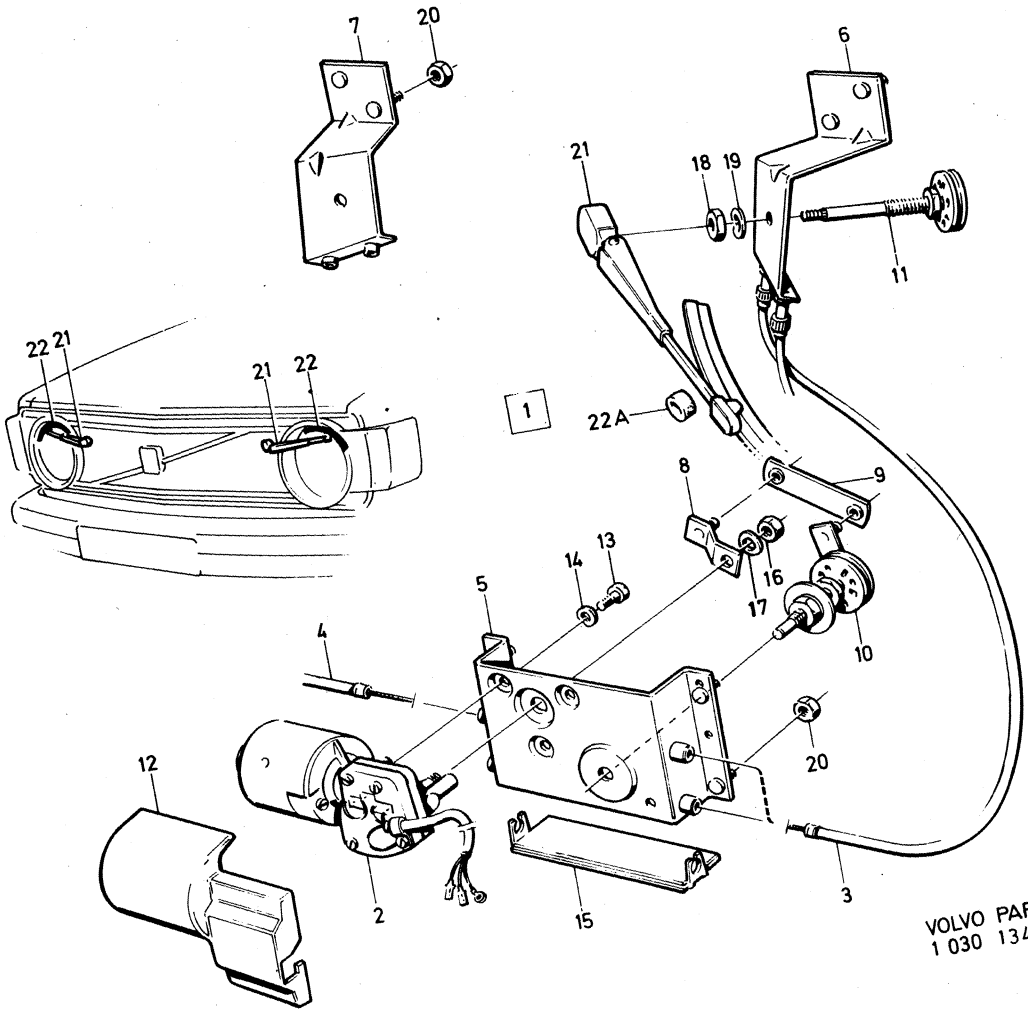

VOLVO PARTS
1 030 13468

Sida Page	Grupp Group	Strålkastartorkare, strålkastarspolare, spec Utf	Headlight Wiper, headlight Washer special Version	Illustration 10832 1980–04	1000
62	3				

Pos. Fig.	Antal/Quantity				Artikel nr Part No	Benämning	Description	Sats Kit	B P S R	Anmärkning Notes	
1	1	–	–	–	282605-5	Strålkastartorkarsats	Headlight wiper kit		8		1010
2	1	–	–	–	1210141-6	.Motor, kmpl	.Motor, cpl				1020
3	1	–	–	–	688642-8	..Konsol	..Bracket		8		1030
4	3	–	–	–	956069-9	..Skruv	..Screw		8		1040
5	3	–	–	–	955945-1	..Låsbricka	..Lock washer				1050
6	3	–	–	–	955779-4	..Mutter	..Nut				1060
7	2	–	–	–	950032-3	.Skruv	.Screw				1070
8	2	–	–	–	955892-5	.Bricka	.Washer				1080
9	2	–	–	–	955947-7	.Låsbricka	.Lock washer				1090
10	2	–	–	–	940145-6	.Mutter	.Nut				1100
11	2	–	–	–	1210127-5	.Strålkastarinsats med axeltapp	.Headlight insert with axle pin		8		1110
12	1	–	–	–		..Strålkastarinsats	..Headlamp insert	S			1130
13	1	–	–	–	688644-4	..Axeltapp	..Axle pin	S	8		1140
14	2	–	–	–	688643-6	.Drivaxel	.Drive shaft				1150
15	2	–	–	–	688647-7	.Torkarblad	.Wiper blade				1160
16	2	–	–	–	688646-9	.Mellanring	.Spacer ring				1170
16a	2	–	–	–	1212511-8	.Tätningsring	.Seal ring				1180
17	2	–	–	–	950008-3	.Skruv	.Screw				1190
18	2	–	–	–		.Gummislang	.Rubber hose		8	D 18 DI 8 L 120	1200
18a	2	–	–	–	240148-7	.Gummikåpa	.Rubber casing				1205
19	1	–	–	–	1214764-1	.Relä	.Relay			(688630)	1210
20	2	–	–	–	955126-8	.Skruv	.Screw				1220
21	2	–	–	–	955945-1	.Låsbricka	.Lock washer				1230
22	1	–	–	–	688631-1	.Strömställare	.Switch				1240
23	1	–	–	–	681129-3	Säkring	Fuse			(688686)	1250
24	1	–	–	–	958213-1	.Hylsisolator 4–polig	.Sleeve insulator 4–pole				1260
25	900	–	–	–	185502-2	.Plastslang 12x13	.Plastic cover 12x13				1270
26	250	–	–	–	190198-2	.Plastslang 6x7	.Plastic cover 6x7				1280
27	2	–	–	–	677097-8	.Munstycke	.Jet				1290
28	2	–	–	–	955137-5	.Skruv	.Screw				1300
29	2	–	–	–	943001-8	.Clips	.Clips				1310
30	1	–	–	–	659248-9	.T–rör	.T–pipe				1320
31	5	–	–	–	192248-3	.Klamma	.Clamp				1330
32	3	–	–	–	958244-6	.Skruv	.Screw			L 12	1340
33	2	–	–	–	958247-9	.Skruv	.Screw			L 19	1350
34	2	–	–	–	955893-3	.Bricka	.Washer				1360
35	1	–	–	–	282933-1	Strålkastarspolarsats	Headlight washer kit		8	(282068) ALT 1 5 L	1370
	1	–	–	–	282604-8	Strålkastarspolarsats	Headlight washer kit		8	(282604) ALT 2 1,5 L	1380

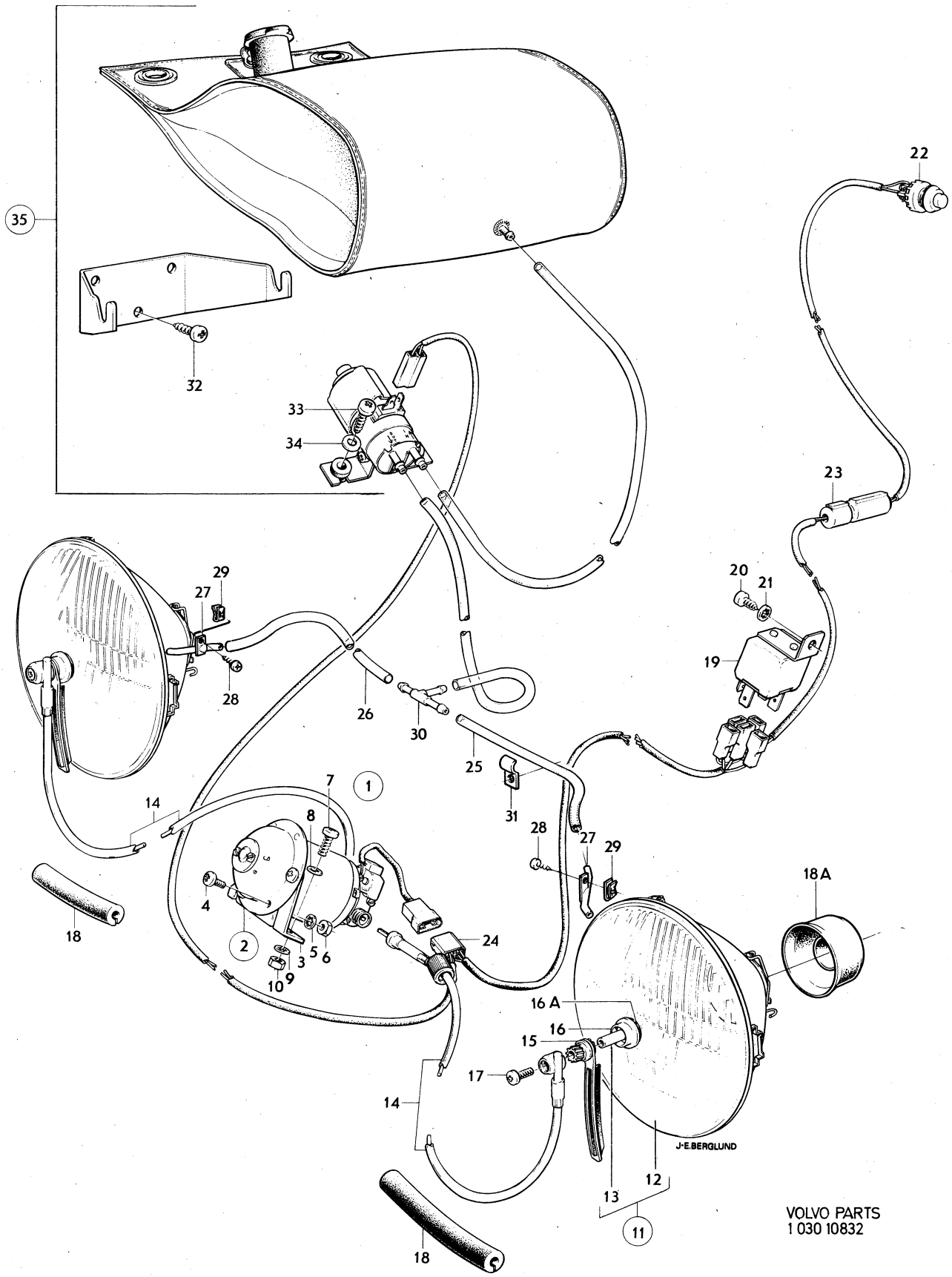

VOLVO PARTS
1 030 10832

Sida Page	Grupp Group	Kopplings–och kontrollorgan	Connecting and control units	Illustration 13469 1980–04	1050
64	3				

Pos. Fig.	Antal/Quantity				Artikel nr Part No	Benämning	Description	Sats Kit	B P S R	Anmärkning Notes	
1	1	–	–	–	1212375-8	Ratt–och startlås	Column lock and ignition switch				1010 1020
2	2	–	–	–	1212343-6	.Nyckelämne	.Key blank			9)	1030
3	1	–	–	–	1212421-0	.Startkontakt	.Starter switch				1040
4	2	–	–	–	956060-8	.Skruv	.Screw				1050
5	2	–	–	–	1212280-0	Bricka	Washer				1060
6	1	–	–	–	1210318-0	Fäste	Anchorage				1070
7	2	–	–	–	1210365-1	Skruv	Screw				1080
8	1	–	–	–	946147-6	Skruv	Screw				1090
9	1	–	–	–	1212554-8	Ljusomkopplare	Light switch				1100
10	1	–	–	–	687227-9	Knopp	Button				[illegible]
11	1	–	–	–	687233-7	Bricka (light)	Washer (light)				[illegible]
12	1	–	–	–	940140-7	Mutter	Nut				1130
13	1	–	–	–	685351-9	Strömställare, v–torkare och spolare	Switch, wiper and washer			142 CH–393949. 144 CH –427999. 145 CH–210049	1140 1150
	1	–	–	–	1215253-4	Strömställare, v–torkare och spolare	Switch, wiper and washer			142 CH 393950– 144 CH 428000– 145 CH 210050–	1160 [illegible]
14	2	–	–	–	947073-3	Skruv för 685351	Screw for 685351			EXCL M41. B8X12	1180
	2	–	–	–	947074-1	Skruv för 685351	Screw for 685351			M41. B8X14	1190
	2	–	–	–	950020-8	Skruv för 1215253	Screw for 1215253			NR10–24X9,5	1200
15	2	–	–	–	941387-3	Clips för 947073, 947074	Clips for 947073, 947074			TID UTF. 142 CH–375779 144 CH–403966 145 CH–195267	1210 1220 1230
	2	–	–	–	95395-0	Clips för 947073, 947074	Clips for 947073, 947074			SEN UTF 142 CH 375780–393949 144 CH 403967–427999 145 CH 195268–210049	1240 1250 1260 1270
16	1	–	–	–	1212022-6	Körvisaromkopplare	Directional indicator switch			142 CH–393949. 144 CH –427999. 145 CH–210049	1280 1290
	1	–	–	–	1215252-6	Körvisaromkopplare	Directional indicator switch			142 CH 393950– 144 CH 428000– 145 CH 210050–	1300 1310 1311
17	2	–	–	–	947073-3	Skruv för 1212022	Screw for 1212022			B8X12	1320
	2	–	–	–	950020-8	Skruv för 1215252	Screw for 1215252			NR10–24–9,5	1330
18	2	–	–	–	941387-3	Clips för 947073	Clips for 947073			TID UTF. 142 CH–375779 144 CH–403966 145 CH–195267	1340 1350 [illegible]
	2	–	–	–	95395-0	Clips för 947073	Clips for 947073			SEN UTF 142 CH 375780–393949 144 CH 403967–427999 145 CH 195268–210049	[illegible] 1380 1390 1400
19	1	–	–	–	1212282-6	Fäste	Anchorage			TID UTF ERS AV 1 ST 1206807–8, 6 ST 95395–0	1410 [illegible] [illegible]
	1	–	–	–	1206877-1	Fäste	Anchorage			(1206807) 142 CH 375780– 144 CH 403967– 145 CH 195268–	1430 1440 1450 1460
20	2	–	–	–	945626-0	Clips	Clips			142 CH–393949. 144 CH –427999. 145 CH–210049	1480 1490
21	2	–	–	–	950019-0	Skruv	Screw				1500
22	1	–	–	–	1212180-2	Hus, kmpl	Housing, cpl			142 CH–393949. 144 CH –427999. 145 CH–210049	1510 1520
	1	–	–	–	1206834-2	Hus, kmpl	Housing, cpl			142 CH 393950– 144 CH 428000– 145 CH 210050–	1530 1540 1541

9. Beställes inom Sverige hos AB Volverk, Göteborg. Övriga länder hos AB Volvo, Göteborg. Vid beställning skall detalj– och nyckelnummer uppgivas. State part and key number when ordering. Mentionner le No de réf et de clé. Angabe über Herstellungs– und Schlüsselnummer. Indique el número de detalle y el número de la llave.

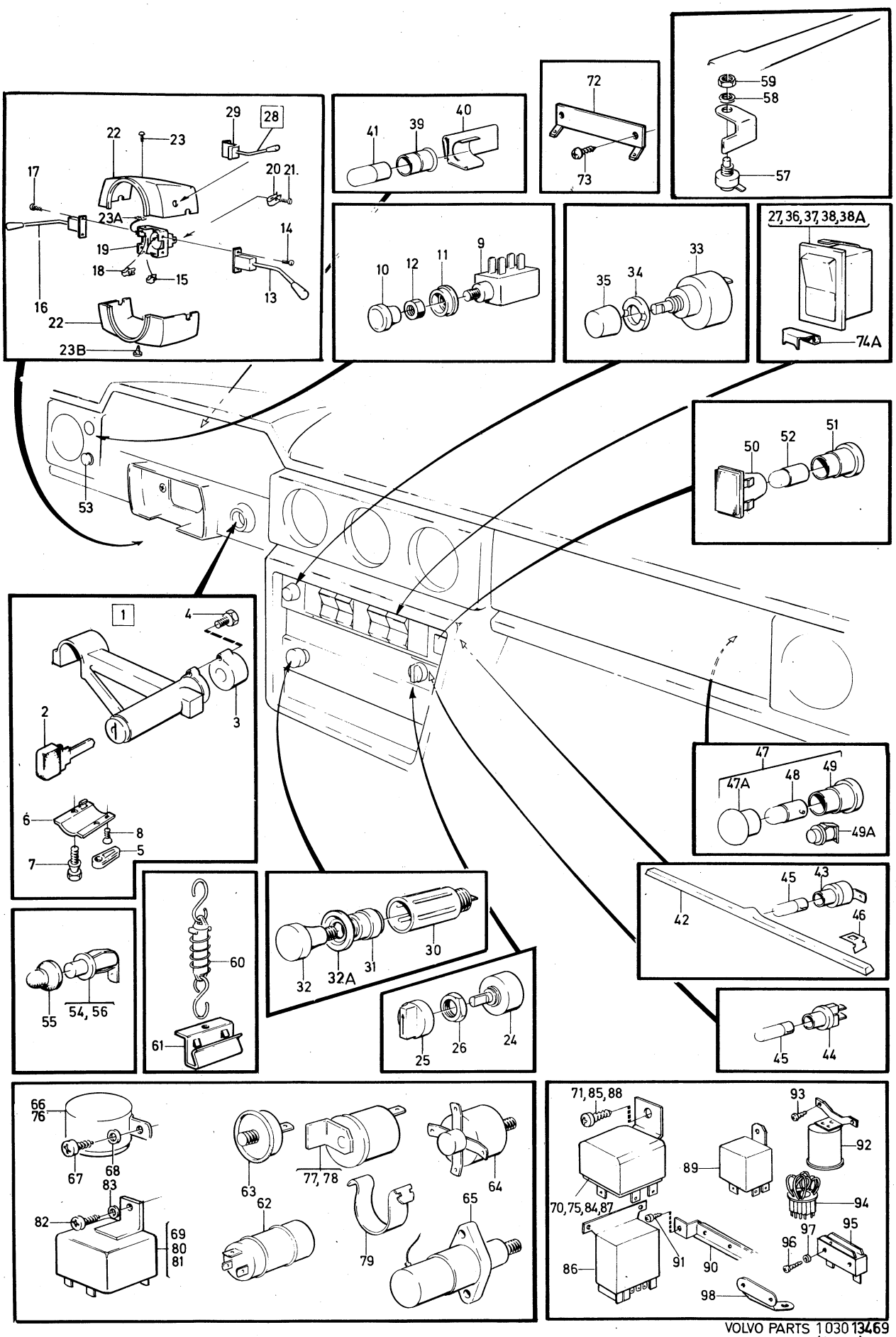
29
28
22
23
17
20
21.
23A
14
19
18
15
13
16
22
23B
41
39
40
72
73
59
58
57
10
12
11
9
35
34
33
27,36,37,38,38A
74A
53
50
52
51
1
4
2
3
6
8
5
7
47
47A
48
49
49A
42
45
43
46
60
61
55
54, 56
32
32A
31
30
25
26
24
45
44
66
76
67
68
83
82
69
80
81
63
62
77, 78
79
64
65
71,85,88
93
92
89
94
70,75,84,87
97
95
96
86
91
90
98

Sida Page	Grupp Group	Kopplings–och kontrollorgan	Connecting and control units	Illustration	1050
66	3			13469 1980–04	

Pos. Fig.	Antal/Quantity				Artikel nr Part No	Benämning	Description	Sats Kit	B P S R	Anmärkning Notes	
23	2	–	–	–	946088-2	Skruv, övre, för 1212180 ...	Screw, upper, for 1212180.			L 25	2010
	2	–	–	–	946824-0	Skruv, övre, för 1206834 ...	Screw, upper, for 1206834.			L 13	2020
23a	2	–	–	–	95395-0	Clips för 946088	Clips for 946088			142 CH 375780–393949	2030
										144 CH 403967–427999	2040
										145 CH 195268–210049	2050
23b	2	–	–	–	955140-9	Skruv, nedre för 1212180 .	Screw, lower for 1212180			L 16	2060
	2	–	–	–	950020-8	Skruv, nedre för 1206834 .	Screw, lower for 1206834			L 9,5	2070
24	1	–	–	–		Strömställare, ...	Switch, ...			UCOMBU SE GRUPP 9	2080
						bilvärmare	heater				2090
	1	–	–	–	686969-7	Strömställare	Switch, ...			MCOMBU	2100
						bilvärmare	heater				[illegible]
25	1	–	–	–	1212693-4	Knopp	Button			MCOMBU	[illegible]
	1	–	–	–		Knopp	Button			UCOMBU SE GRUPP 9	2130
26	1	–	–	–	1212859-1	Mutter	Nut			MCOMBU	2140
27	1	–	–	–		Strömställare, ...	Switch, ...		8		2150
						kompressor	compressor				2160
28	1	–	–	–	1206100-8	Strömställare, ...	Switch, ...			M41, 142 CH–393949,	[illegible]
						överväxel	overdrive			144 CH–427999,	[illegible]
										145 CH–210049	2181
	1	–	–	–	1221446-6	Strömställare, ...	Switch, ...			M41. 142 CH 393950–	2190
						överväxel	overdrive			144 CH 428000–	2200
										145 CH 210050	2210
29	1	–	–	–		.Konsol	.Bracket		8	M41	2220
30	1	–	–	–	1212593-6	Cigarettändare	Cigarette lighter				2230
31	1	–	–	–	662108-0	Glödkropp	Glow filament				2240
32	1	–	–	–	1212978-9	Knopp	Button				2250
32a	1	–	–	–	93554-4	Bricka	Washer				2251
33	1	–	–	–	1212542-3	Reostat, ...	Rheostat, ...				2260
						instrumentbelysning	instrument lighting				2270
34	1	–	–	–	1212770-0	Mutterbricka	Nut washer				2280
35	1	–	–	–	1212582-9	Knopp	Button				2290
x 36	1	–	–	–	1258493-4	Strömställare	Switch		2	(1210134)	2300
						bakruta	rear glass				2310
37	1	–	–	–		Strömställare, ...	Switch, ...			SE SIDA 52, 1-J19	2320
						bakrutetorkare 145	rear wiper 145				2330
x 38	1	–	–	–	1235340-5	Strömställare	Switch		2	(1210133)	2340
						varningsblinkers	warning light				2350
38a	1	–	–	–	1207329-2	Strömställare, neutral, ...	Switch, neutral for				[illegible]
						för extra utrustning	optional equipment				[illegible]
	1	–	–	–	1210690-2	Täcklock	Cover			SPEC UTF. TID UTF	2360
39	3	–	–	–	687837-5	Lamphållare	Bulb socket				2370
						instrumentbelysning	instrument light				2380
40	3	–	–	–	1210068-1	Fjäderclips	Spring clip				2390
x 41	3	–	–	–	19923-2	Glödlampa	Bulb		1	(277701) BS 12V 2W	[illegible]
42	1	–	–	–	1212530-8	Ljuslist, ...	Light moulding				[illegible]
						strömställare	switch				2420
43	1	–	–	–	1212931-8	Lamphållare, ...	Bulb socket				2430
						ljuslist	light moulding				2440
44	2	–	–	–	677292-5	Lamphållare, ...	Bulb socket				2450
						värmereglage	heater				2460
x 45	3	–	–	–	942327-8	Glödlampa	Bulb		1	(277327)	2470
										W2X4,6D 12V 1,2W	2475
46	2	–	–	–	945547-8	Hållare	Retainer				2480
47	1	–	–	–	686374-0	Handskfacksbelvsning	Glowe box illumination				2490
47a	1	–	–	–		.Lins	.Lens		8		2500
x 48	1	–	–	–	182055-4	.Glödlampa	.Bulb		1	(277703) BA9S 12V 2W	2510
49	1	–	–	–	663095-8	.Lamphållare	.Bulb socket				2520
49a	1	–	–	–	1215017-3	Strömbrytare, ...	Switch, ...		8	(681848) ERS AV 1 ST	2530
						handskfack	glowe box			1258467–8 OCH 1 ST	2531
										955138–3	2532
x	1	–	–	–	1258467-8	Strömbrytare, ...	Switch, ...		2	(1215017)	2533
						handskfack	glowe box				2534
	1	–	–	–	955138-3	Skruv	Screw				2535

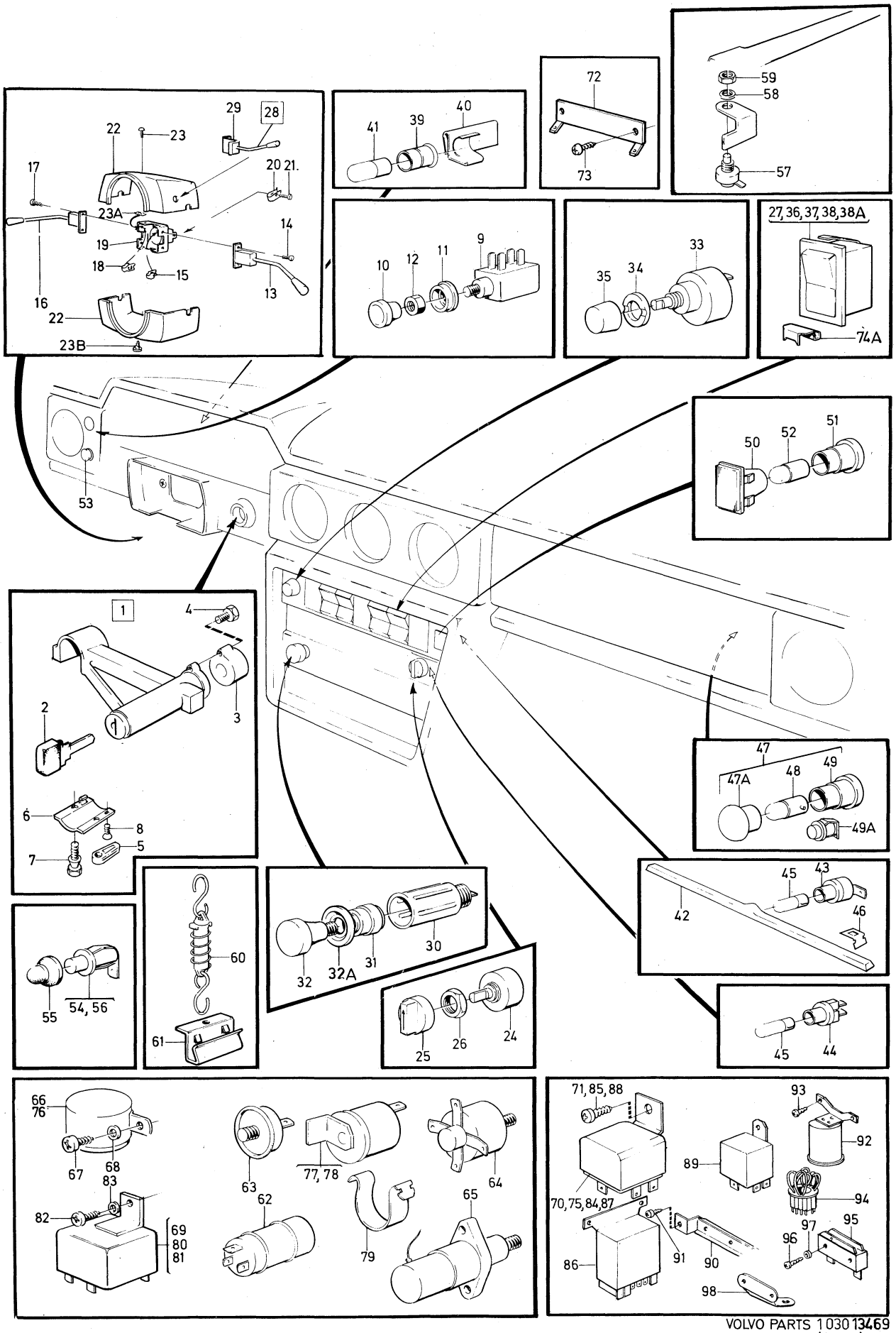
29
28
22
23
17
20 21.
23A
14
19
18
15
13
16
22
23B
41
39
40
72
73
59
58
57
10
12
11
9
35
34
33
27,36,37,38,38A
74A
53
50
52
51
1
4
2
3
6
8
5
7
47
47A
48
49
49A
42
45
43
46
55
54,56
60
61
32
32A
31
30
25
26
24
45
44
66
76
67
68
83
82
69
80
81
63
77,78
62
79
64
65
71,85,88
93
92
89
94
70,75,84,87
97
95
96
86
91
90
98

Sida Page	Grupp Group	Kopplings–och kontrollorgan	Connecting and control units	Illustration 13469 1980–04	1050
68	3				

Pos. Fig.	Antal/Quantity				Artikel nr Part No	Benämning	Description	Sats Kit	B P S R	Anmärkning Notes	
50	1	–	–	–	1212537-3	Kontrollampa	Control lamp				2540
						säkerhetsbälte	safety belt				2550
51	1	–	–	–	663095-8	Lamphållare	Bulb socket				2560
x 52	1	–	–	–	182055-4	Glödlampa	Bulb		1	(277703)	2570
53	–	–	–	–		Chokereglage	Choke linkage			SE GRUPP 2D	3010
54	1	–	–	–	1214122-2	Dörrströmbrytare, inner–	Door switch, courtesy				3020
						belysning, passagerarsida	lamp, passenger side				3030
	1	–	–	–	1214122-2	Dörrströmbrytare,	Door switch,			ALT 1, 1–POL	3040
						innerbelysning, förarsida	courtesy lamp drive side				3050
	1	–	–	–	1214114-9	Dörrströmbrytare,	Door switch,			ALT 2, 2–POL	3060
						innerbelysning, förarsida	courtesy lamp drive side				[illegible]
55	2	–	–	–	681850-4	Tätning	Seal				[illegible]
56	1	–	–	–	1215017-3	Dörrströmbrytare,	Door switch, trunk		8	ERS AV 1 ST 1258467–8	3090
						baklucka				OCH 1 ST 955138–3	3091
57	1	–	–	–	672995-8	Strömbrytare,	Switch,				3100
						handbromskontroll	handbrake control				3110
58	1	–	–	–	940143-1	Låsbricka	Lock washer				[illegible]
59	1	–	–	–	942914-3	Mutter	Nut				[illegible]
60	ERF	–	–	–	1221148-8	Strömbrytare, stol	Switch, seat				3140
61	ERF	–	–	–	1207902-6	Clips	Clips				3150
62	1	–	–	–	1210123-4	Blinkdon,varningsblinkers	Relay, warning flashers			142 CH–393949, 144 CH	3160
										–427999, 145 CH–210049	3170
										EXCL USA CAN SM	3180
	1	–	–	–	1210124-2	Blinkdon, varningsblinker	Relay, warning flasher			USA CAN 142 CH–393949,	3190
										144 CH–427999, 145 CH	3200
										–210049.	3210
										SM	3220
										142 CH 374360–393949,	3230
										144 CH 402317–427999,	3240
										145 CH 194052–210049	3241
	1	–	–	–	1210124-2	Blinkdon, varningsblinker	Relay, warning flasher			142 CH 393950–	3250
										144 CH 428000–	3260
										145 CH 210050–	3261
	1	–	–	–	942621-4	Clips för 1210123	Clips for 1210123				3270
	1	–	–	–	1212957-3	Clips för 1210124	Clips for 1210124				3280
63	1	–	–	–		Strömbrytare, backljus	Switch back–up lamp			M40, M41. SE GRUPP 4	3290
64	1	–	–	–		Strömbrytare,	Switch, starter lock			BW35. SE GRUPP 4	3300
						startspärr och backljus	and back–up lamp				[illegible]
65	1	–	–	–		Manövermagnet	Control solenoid			M41. SE GRUPP 4	[illegible]
66	1	–	–	–	669102-6	Relä, startmotorns	Relay, solenoid for			BW35	3330
						manövermagnet	starter motor				3340
67	2	–	–	–	955137-5	Skruv	Screw				3350
68	2	–	–	–	955946-9	Låsbricka	Lock washer				3360
x 69	1	–	–	–	680644-2	Stegrelä, hel–och halv	Step relay, headlamp			(688357)	[illegible]
						ljus samt ljussignal	and flasher lamp				[illegible]
70	1	–	–	–	1214764-1	Relä för reducerat	Relay for reduced			TAXI SM	3390
						halvljus	dipped beam				3400
71	2	–	–	–	955126-8	Skruv	Screw				3410
72	2	–	–	–	649683-0	Motstånd för reducerat	Resistor for reduced			TAXI SM	3420
						halvljus	dipped beam				3430
73	4	–	–	–	955126-8	Skruv	Screw				3440
74	1	–	–	–	1207329-2	Strömställare för	Switch for reduced			TAXI SM	3450
						reducerat halvljus	dipped beam				3460
74a	2	–	–	–	1215611-3	Clips	Clip		3		3461
75	1	–	–	–	1214764-1	Relä för belysning,	Booster relay at				3470
						vid stegrelä	step relay				3480
76	1	–	–	–	683408-9	Relä, bakruta	Relay rear glass				3490
77	2	–	–	–	1214293-1	Summer, bilbälte, nyckel	Buzzer, safety belt, key			TID UTF, CAN SEN UTF	3500
x 78	1	–	–	–	688422-5	Summer, ljuskontroll	Buzzer, light control			(1214294) B20E, B20F	3510
79	2	–	–	–	1212957-3	Hållare för 1214293	Retainer for 1214293				3520
	1	–	–	–	942621-4	Hållare för 1214294	Retainer for 1214294				3530

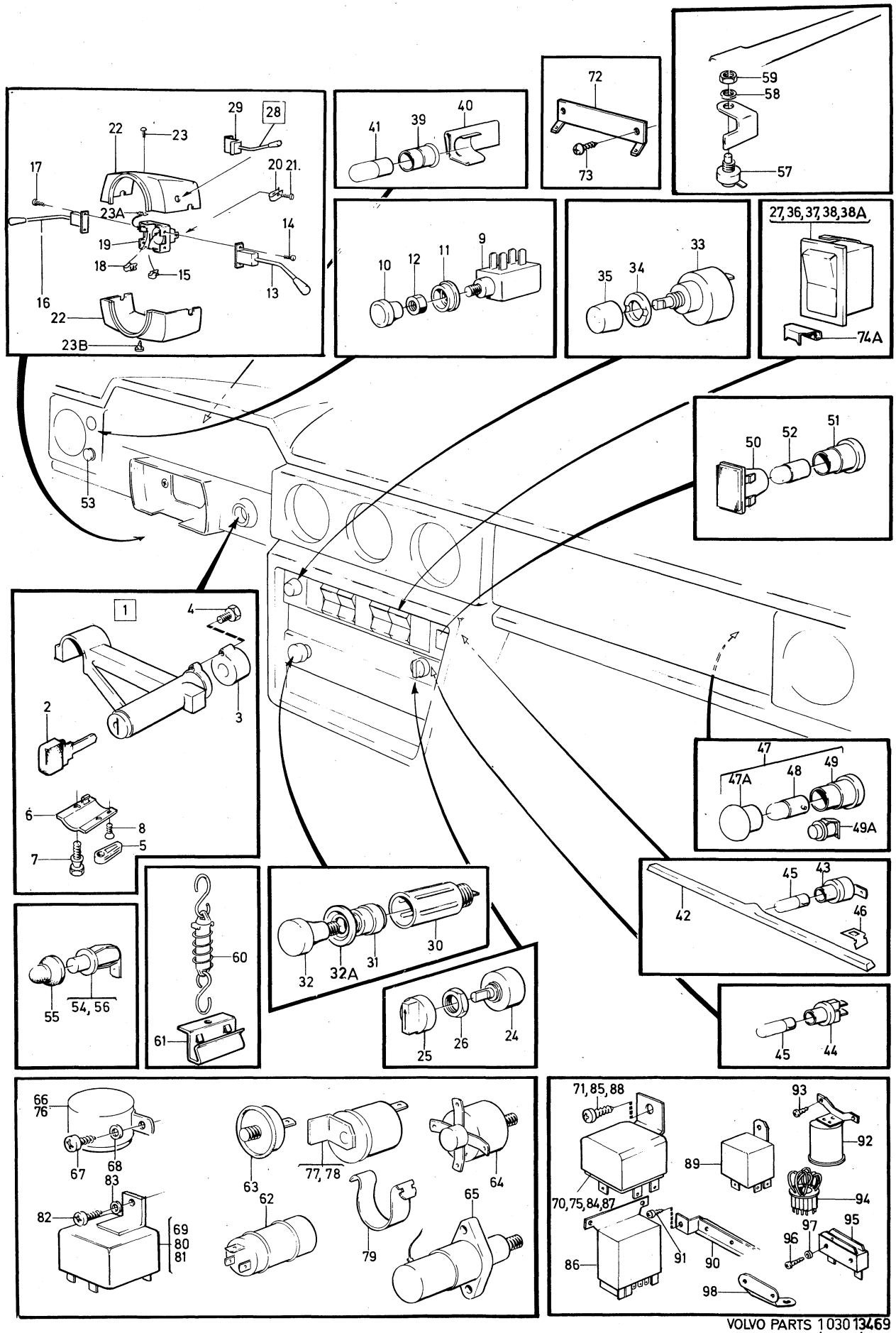
29
28
22
23
17
20 21.
23A
14
19
18
15
13
16
22
23B
41
39
40
72
73
59
58
57
10
12
11
9
35
34
33
27,36,37,38,38A
74A
53
50
52
51
1
4
2
3
6
8
5
7
47
47A
48
49
49A
42
45
43
46
55
54, 56
60
61
32
32A
31
30
25
26
24
45
44
66
76
67
68
83
82
69
80
81
63
62
77, 78
79
64
65
71, 85, 88
93
92
89
94
70, 75, 84, 87
97
95
96
86
91
90
98

Sida Page	Grupp Group	Kopplings–och kontrollorgan	Connecting and control units	Illustration	1050
70	3			13469 1980–04	

Pos. Fig.	Antal/Quantity				Artikel nr Part No	Benämning	Description	Sats Kit	B P S R	Anmärkning Notes	
80	1	–	–	–	243028-8	Huvudrelä,insprutning	Main relay, injection			13)	3540
81	1	–	–	–	241812-7	Relä, bränslepump	Relay fuel pump			13)	3550
82	3	–	–	–	955137-5	Skruv	Screw				3560
83	3	–	–	–	955946-9	Låsbricka	Lock washer				3570
84	2	–	–	–	1214764-1	Relä för ci–system	Relay for ci–system			14)	4010
85	2	–	–	–	955125-0	Skruv	Screw				4020
86	1	–	–	–	1212998-7	Startblockeringsenhet	Ignition interlock dev		8	14) USA CAN	4030
	–	–	–	–						TID UTF	4031
87	1	–	–	–	1214764-1	Relä för startspärr	Relay for starting			14) USA CAN	4040
	–	–	–	–						TID UTF	4041
	–	–	–	–			Inhibitor				4[illegible]
88	2	–	–	–	955125-0	Skruv	Screw				4060
89	1	–	–	–	1214764-1	Relä, strålkastartorka	Relay, headlamp vipers			14) (688630)	4070
	1	–	–	–	1214764-1	Relä, backljus	Relay, back–up lamp			(688630) BW35	4071
										142 CH 455440–	4072
										144 CH 514929–	4073
										145 CH 264825–	4[illegible]
90	1	–	–	–	1210135-8	Reläpanel	Relay panel			14)	4080
91	2	–	–	–	958236-2	Skruv	Screw				4090
x 92	1	–	–	–	1234658-1	Glödtrådsvakt	Bulb failure warning			14) (1215684)	4100
	–	–	–	–						EXCL GERMANY	4101
	–	–	–	–			Unit				4110
93	2	–	–	–	955137-5	Skruv	Screw				4120
94	1	–	–	–	1215063-7	Överkoppling	Over coupling			14) GERMANY	4130
	1	–	–	–	1215589-1	Överkoppling	Over coupling			CAN SEN UTF	4131
95	1	–	–	–	462679-2	Mikrobrytare	Microswitch			14) USA VXL M41	4140
										CALIF. VXL M40–41, BW35	4150
	–	–	–	–						BW35	4151
96	2	–	–	–	956065-7	Skruv	Screw				4160
97	2	–	–	–	955891-7	Bricka	Washer				4170
98	1	–	–	–	462873-1	Konsol	Bracket				4180

13. 142 Ch –393949. 144 Ch –427999. 145 Ch –210049.
14. 142 Ch 393950–. 144 Ch 428000–. 145 Ch 210050–.

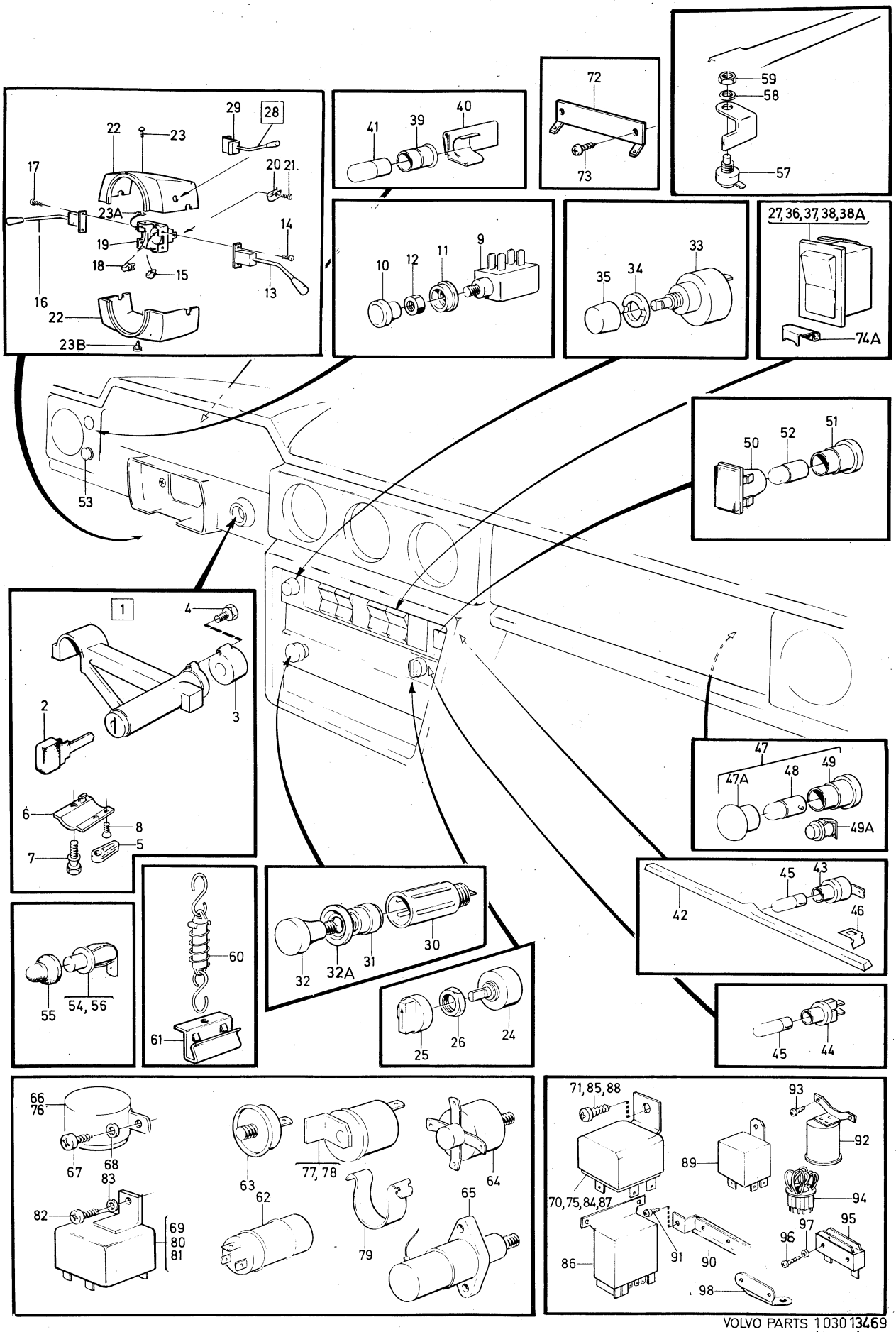
29
28
22
23
17
20 21.
23A
14
19
18
15
13
16
22
23B
41
39
40
72
73
59
58
57
10
12
11
9
35
34
33
27,36,37,38,38A
74A
53
50
52
51
1
4
2
3
6
8
7
5
47
47A
48
49
49A
45
43
42
46
60
55
54, 56
61
32
32A
31
30
25
26
24
45
44
66
76
67
68
83
82
69
80
81
63
77, 78
62
79
64
65
71,85,88
93
92
89
94
70,75,84,87
97
95
96
86
91
90
98

Sida Page	Grupp Group	Instrumentering, Instrumentutrustning	Instrumentation Instrument Equipment	Illustration 13470 1980–04	1100
72	3				

	Pos. Fig.	Antal/Quantity				Artikel nr Part No	Benämning	Description	Sats Kit	B P S R	Anmärkning Notes	
	1	1	–	–	–		Kombinerat instrument ...	Combined instrument			KM, MILES	1010
							Det se sida 74, 1-K17	Comps page 74, 1-K17				1020
	2	–	–	–	–		Tankarmatur	Fuel gauge sender			SE GRUPP 2C	1030
	3	1	–	–	–	460191-0	Temperaturgivare	Temperature sender				1040
	4	1	–	–	–	955894-1	Bricka	Washer			B20E,F.	1050
x	5	1	–	–	–	1266085-8	Oljetryckskontakt	Oil pressure contact		2	(672910)	1060
	6	1	–	–	–		Bromskontakt	Brake contakt			SE GRUPP 5	1070
	7	1	–	–	–	1214307-9	Drivaxel, ...	Drive axle, ...		8	ALT 1 VST M40 L 1735	1071
							märkt W	marked W			ERS AV 1 ST 1215548–7	1072
x		1	–	–	–	1215548-7	Drivaxel, ...	Drive axle, ...		1	ALT 1 VST M40 L 1735	1080
							omärkt	no marked				[illegible]
		1	–	–	–	1214858-1	Drivaxel	Drive axle, ...		1	ALT 2 VST M40	[illegible]
							märkt R	marked R			142 CH 433609–446165	1083
											L 1735	1084
x		1	–	–	–	1215546-1	Drivaxel, ...	Drive axle, ...		1	(1214055) VST M41,	1090
							vitmärkt	white–marked			L 2000	1091
x		–	–	–	–	1234490-9	Drivaxel, ...	Drive axle, ...		1	(1214056) (1215547)	[illegible]
							blåmärkt	blue–marked			VST BW35 L 1875	[illegible]
x		1	–	–	–	1234256-4	Drivaxel, ...	Drive axle, ...		1	(1214094)	1110
							blåmärkt	blue–marked			HST M40 L 1370	1111
x		1	–	–	–	1215546-1	Drivaxel, ...	Drive axle, ...		1	(1214053) (1234254)	1115
							vitmärkt	white–marked			HST M41 L 2000	1120
x		1	–	–	–	1234255-6	Drivaxel, ...	Drive axle, ...		1	(1214054)	1121
		–	–	–	–		Gulmärkt	Yellow–marked			HST BW35 L 1635	1122
	8	1	–	–	–		.Drivlina	.Drive cable		8		1130
	9	1	–	–	–		Hastighetsmätardrev	Speedometer worm			SE GRUPP 4	1140
	10	1	–	–	–		Lagerhylsa	Bearing cage			SE GRUPP 4	1150
	11	2	–	–	–	951188-2	Klammer	Clamp			DI 7	1160
		2	–	–	–	951191-6	Klammer	Clamp			DI 12	1170
	12	ERF	–	–	–	190665-0	Skruv	Screw				1180
	13	2	–	–	–	952623-7	Klammer	Clamp			142 CH–405183	1190
											144 CH–441678	1191
											145 CH–218999	1192
		1	–	–	–	952623-7	Klammer	Clamp			142 CH 405184–	1193
											144 CH 441679–	1194
											145 CH 219000–	1195
	13a	1	–	–	–	1215285-6	Fäste	Anchorage		8	142 CH 405184–	1196
											144 CH 441679–	[illegible]
											145 CH 219000–	[illegible]
											ERS AV 1 ST 952623–7	1199
	14	1	–	–	–	958244-6	Skruv	Screw			B1/4X12	1200
		1	–	–	–	958247-9	Skruv	Screw			EEC B1X4X19	1201
		1	–	–	–	955137-5	Skruv	Screw			B10X10	1210
	15	1	–	–	–	1214031-5	Klocka	Clock			TID UTF	[illegible]
x	16	2	–	–	–	1234642-5	Mutter	Nut		3	(688690) TID UTF	[illegible]
	17	2	–	–	–	688691-5	Fästjärn	Anchorage			TID UTF	1240
	18	1	–	–	–	1214681-7	Klocka	Clock			SEN UTF	1250
	19	2	–	–	–	1214652-8	Clips	Clips			SEN UTF	1260
	20	2	–	–	–	955126-8	Skruv	Screw			SEN UTF	1270
	21	1	–	–	–		Kåpa	Casing			BW35. SE GRUPP 4	1280
x	22	1	–	–	–	942327-8	Glödlampa	Bulb		1	(277747) BW35	1290
	23	1	–	–	–	677292-5	Lamphållare	Bulb socket			BW35	1300
	24	1	–	–	–	381722-8	Konsol	Bracket			BW35	1310
	25	1	–	–	–	950007-5	Skruv	Screw			BW35	1320

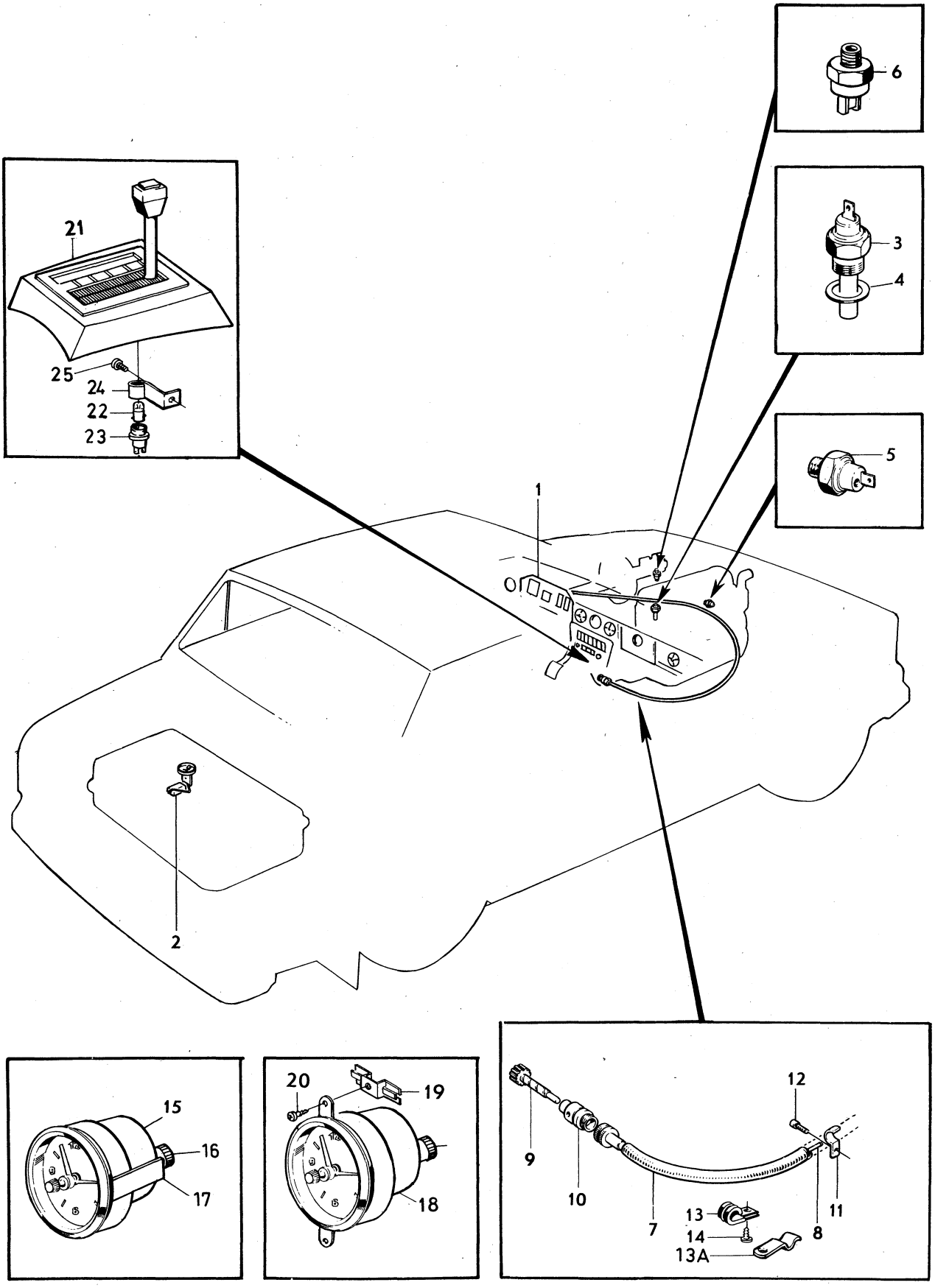

VOLVO PARTS
1 030 13470

Sida Page	Grupp Group	Kombinerat instrument	Combined instrument	Illustration	1150
74	3			13471 1980–04	

	Pos. Fig.	Antal/Quantity				Artikel nr Part No	Benämning	Description	Sats Kit	B P S R	Anmärkning Notes	
	1	1	–	–	–		Kombinerat instrument ...	Combined instrument		8	7)	0020
											142 CH 323400–393949	0040
											144 CH 340100–427999	0060
											145 CH 153730–210049	0080
		–	1	–	–		Kombinerat instrument ...	Combined instrument		8	7)	0100
											142 CH 393950–	0120
											144 CH 428000–	0140
											145 CH 210050–	0160
	2	1	1	–	–	1215287-2	.Hus	.Housing			(1212516)	0180
	3	1	1	–	–	1214228-7	.Ledningsplatta	.Wiring plate			(1212518)	0200
	4	1	1	–	–	1215224-5	.Bränslemätare	.Fuel gauge			(1212519)	[illegible]
	5	1	1	–	–	1212520-9	.Kylvätsketermometer	.Coolant thermometer				[illegible]
x	6	1	1	–	–	1234971-8	.Spänningsstabilisator	.Voltage stabilizer		3	(688349)	0300
	7	1	1	–	–	1212521-7	.Hastighetsmätare	.Speedometer			KM	0320
		1	1	–	–	1212522-5	.Hastighetsmätare	.Speedometer			MILES	0340
x	8	1	1	–	–	283546-0	.Varvräknare	.Revolution counter			7)	0360
	9	11	10	–	–	1210167-1	.Lamphållare	.Bulb socket			W1 8D	[illegible]
x	10	11	10	–	–	942327-8	.Glödlampa	.Bulb		1	(277747)	[illegible]
											W2X4,6D 12V 1,2W	0401
	11	2	2	–	–	945683-1	Skruv	Screw				0420
	12	2	2	–	–	192557-7	Fjädermutter	Spring nut				0440
	13	4	4	–	–	955844-6	Mutter	Nut				0460
	14	4	4	–	–	940090-4	Bricka	Washer				0480
	15	9	9	–	–	955115-1	Skruv	Screw				0500
x	16	1	1	–	–	1234971-8	Spänningsstabilisator	Voltage stabilizer		3	(688349)	0520
		–	–	–	–		För radioavstörning	For radio suppressor				0540
		–	–	–	–							0560
		–	–	–	–							0580
		–	–	–	–							0600
		–	–	–	–							0620
	17	1	–	–	–		Kombinerat instrument ...	Combined instrument		8	8)	0640
											142 CH 323400–393949	0660
											144 CH 340100–427999	0680
											145 CH 153730–210049	0700
		–	1	–	–		Kombinerat instrument ...	Combined instrument		8	8)	0720
											ALT 1	0740
											142 CH 393950–	0760
											144 CH 428000–	[illegible]
											145 CH 210050–	[illegible]
		–	–	1	–		Kombinerat instrument ...	Combined instrument		8	8)	0820
											ALT 2	0840
											142 CH 433609–446165	0860
	18	1	–	–	–	1215287-2	.Hus	.Housing			(1212516)	0880
		–	1	–	–	1215287-2	.Hus	.Housing				[illegible]
		–	–	1	–	1214659-3	.Hus	.Housing		8		[illegible]
	19	1	1	–	–	1214228-7	.Ledningsplatta	.Wiring plate			(1212518)	0940
		–	–	1	–	1214660-1	.Ledningsplatta	.Wiring plate				0980
	20	1	1	–	–	1215224-5	.Bränslemätare	.Fuel gauge			(1212519)	1000
		–	–	1	–	1214661-9	.Bränslemätare	.Fuel gauge		2		1040
	21	1	1	–	–	1212520-9	.Kylvätsketermometer	.Coolant thermometer				1060
		–	–	1	–	1214662-7	.Kylvätsketermometer	.Coolant thermometer		2		1080
x	22	1	1	–	–	1234971-8	.Spänningsstabilisator	.Voltage stabilizer		3	(688349)	1200
	23	1	1	–	–	1212521-7	.Hastighetsmätare, ...	.Speedometer			KM	1220
							märkt W	marked W				1240
		–	–	1	–	1214663-5	.Hastighetsmätare, ...	.Speedometer, ...		3	KM	1260
							märkt R	marked R				1280
		1	1	–	–	1212522-5	.Hastighetsmätare	.Speedometer			MILES	1300
	24	1	1	–	–	1212529-0	.Täcklock	.Cover			8)	1320
		–	–	1	–	1214667-6	.Täcklock	.Cover			8)	1340

7. Med varvräknare. With rev. counter. Avec compte–tours. Mit Tourenzähler. Con cuentarrevoluciones.
8. Utan varvräknare. Without rev. counter. Sans compte–tours. Ohne Tourenzähler. Sin cuentarrevoluciones.

1.17

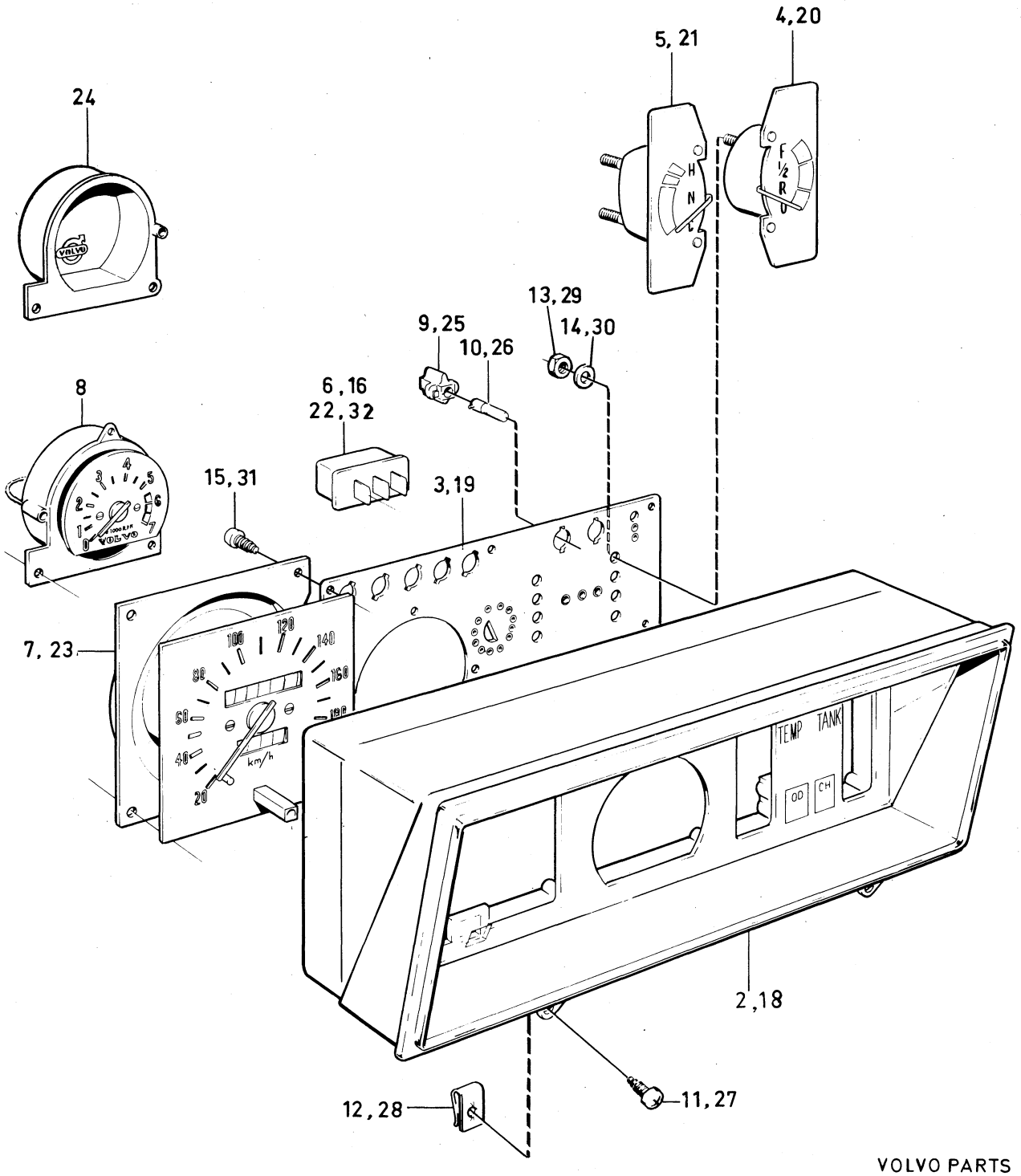

VOLVO PARTS
1 030 13471

Sida Page	Grupp Group	Kombinerat instrument	Combined instrument	Illustration	1150
76	3			13471 1980–04	

	Pos. Fig.	Antal/Quantity				Artikel nr Part No	Benämning	Description	Sats Kit	B P S R	Anmärkning Notes	
	25	11	10	–	–	1210167-1	.Lamphållare	.Bulb socket			W1, 8D	1360
		–	–	10	–	1214665-0	.Lamphållare	.Bulb socket			W2, 2D	1380
x	26	11	10	–	–	942327-8	.Glödlampa	.Bulb		1	(277747)	1400
											W2X4,6D 12V 1,2W	1401
x		–	–	10	–	942571-1	.Glödlampa	.Bulb		1	(277748)	1420
											W2,2D 12V 3W	1421
	27	2	2	2	–	945683-1	Skruv	Screw				1440
	28	2	2	2	–	192557-7	Fjädermutter	Spring nut				1460
	29	4	4	4	–	955844-6	Mutter	Nut				1480
	30	4	4	4	–	940090-4	Bricka	Washer				1500
	31	9	9	9	–	955115-1	Skruv	Screw				1[illegible]
x	32	1	1	1	–	1234971-8	Spänningsstabilisator för radioavstörning	Voltage stabilizer for radio suppressor		3	(688349)	1[illegible] 1560

1.17

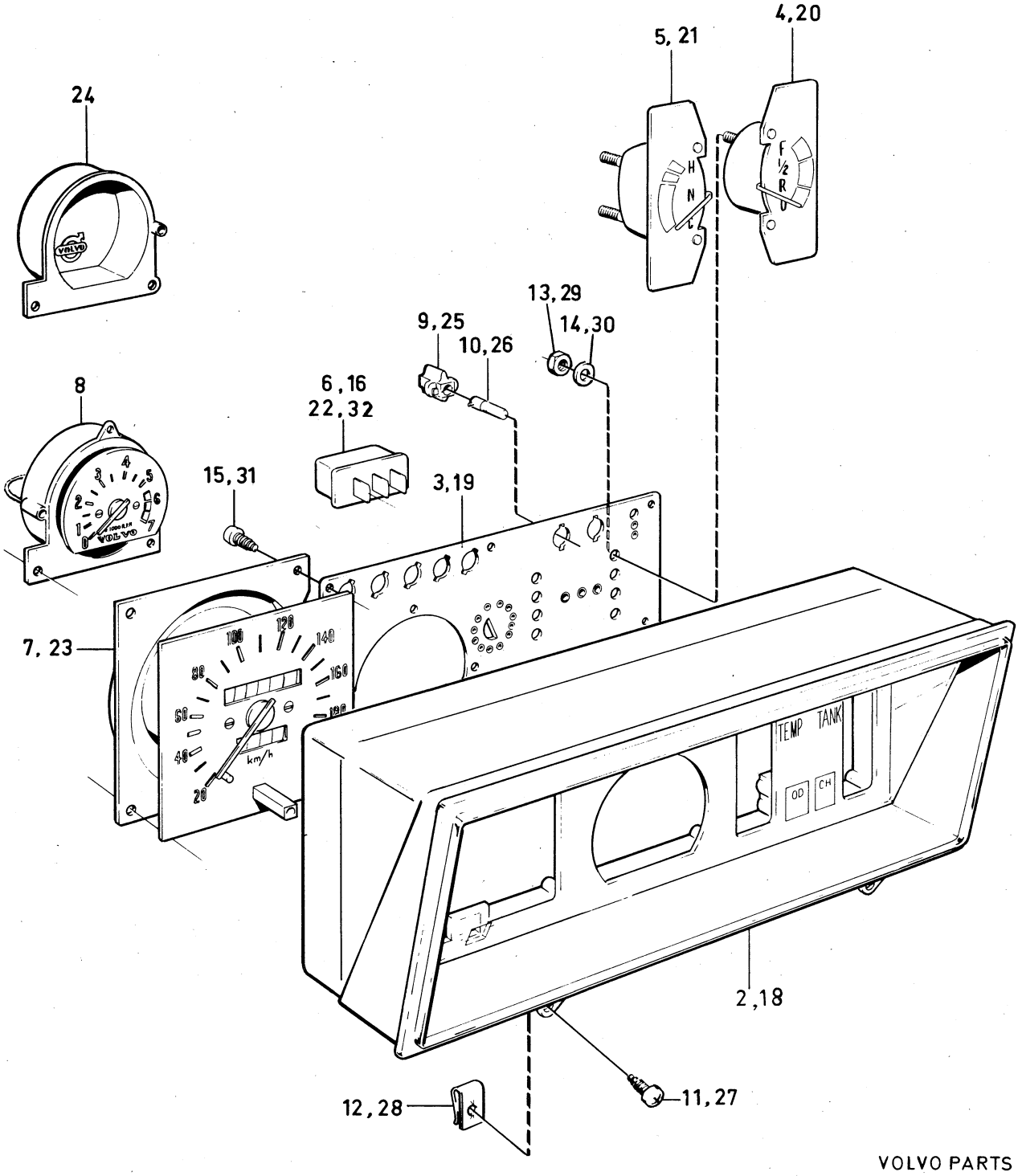

VOLVO PARTS
1 030 13471

Sida Page	Grupp Group	Elledningar, kontaktdon	Wiring, contact units	Illustration 13472 1980–04	1200
78	3				

Pos. Fig.	Antal/Quantity VST	HST			Artikel nr Part No	Benämning	Description	Sats Kit	B P S R	Anmärkning Notes	
1	1	1	–	–	1212558-9	Säkringsdosa	Fusebox			142 CH–393949	0020
										144 CH–427999	0040
										145 CH–210049	0060
	1	1	–	–	1214823-5	Säkringsdosa	Fusebox			142 CH 393950–	0080
										144 CH 428000–	0100
										145 CH 210050–	0120
2	7	7	–	–	942555-4	.Säkring	.Fuse		8	5A TID UTF	0140
	6	6	–	–	942555-4	.Säkring	.Fuse		8	5A SEN UTF	0160
3	3	3	–	–	11433-0	.Säkring	.Fuse			8A TID UTF	0180
	4	4	–	–	11433-0	.Säkring	.Fuse			8A SEN UTF	0200
4	2	2	–	–	942785-7	.Säkring	.Fuse			16A	02[illegible]
	1	1	–	–	273520-7	Säkringssats	Fuse kit				0240
5	1	1	–	–		Lock	Cover			SE GRUPP 8	0260
6	2	2	–	–	955131-8	Skruv	Screw				0280
7	1	1	–	–	688378-9	Plint, säkringsdosa	Plinth, fusebox			B20E 142 CH–393949	0300
										144 CH–427999	0320
										145 CH–210049	03[illegible]
8	2	2	–	–	955139-1	Skruv	Screw			B20E 142 CH–393949	03[illegible]
										144 CH–427999	0380
										145 CH–210049	0400
9	1	1	–	–	955946-9	Låsbricka	Lock washer			B20E 142 CH–393949	0420
										144 CH–427999	0440
										145 CH–210049	0460
10	1	1	–	–		Skarvplint	Junction		8		0480
11	1	1	–	–	347714-8	.Bottenplatta	.Bottom plate				0500
12	1	1	–	–	347716-3	.Lock	.Cover				0520
13	1	1	–	–	347715-5	.Kopplingsplatta	.Connecting plate				0540
14	2	2	–	–	956090-5	.Skruv	.Screw				0560
15	2	2	–	–	941906-0	.Fjäderbricka	.Spring washer				0580
16	–	–	–	–		Batteriledningar	Battery cables			SE SIDA 4, 1-H19	0600
17	-	–	–	–		Stomledningar	Earth cables			SE SIDA 4, 1-H19	0620
18	–	–	–	–		Tändledningar	Ignition cables			SE SIDA 4, 1-H19	0640
19	1	–	–	–	1212606-6	Ledningsknippe, motorrum	Cable harness, engine house			142 CH–393949	0660
										144 CH–427999	0680
										145 CH–210049	0700
	1	–	–	–	1214467-1	Ledningsknippe, motorrum	Cable harness, engine house			142 CH 393950–	0720
										144 CH 428000–	0740
										145 CH 210050–	07[illegible]
										EXCL USA CAN	07[illegible]
	–	1	–	–	1212546-4	Ledningsknippe, motorrum	Cable harness, engine house		8	142 CH–393949	0800
										144 CH–427999	0820
										145 CH–210049	0840
	–	1	–	–	1214468-9	Ledningsknippe, motorrum	Cable harness, engine house			142 CH 393950–	0860
										144 CH 428000–	08[illegible]
										145 CH 210050–	09[illegible]
	–	1	–	–	1215730-1	Ledningsknippe, motorrum	Cable harness, engine house		8	AUSTRALIA	0905
										144 CH 492305–	0906
										145 CH 250448–	0907
	1	–	–	–	1214728-6	Ledningsknippe, motorrum	Cable harness, engine house			USA CAN	0920
										142 CH 393950–	0940
										144 CH 428000–	0960
										145 CH 210050–	0980
20	1	–	–	–	1212722-1	Ledningsknippe, front	Cable harness, frame			142 CH–393949	1000
										144 CH–427999	1020
										145 CH–210049	1040
	1	–	–	–	1215570-1	Ledningsknippe, front	Cable harness, frame		5	(1215045)	1200
										142 CH 393950–	1220
										144 CH 428000–	1225
										145 CH 210050–	1240
	–	1	–	–	1212897-1	Ledningsknippe, front	Cable harness, frame			142 CH–393949	1320
										144 CH–427999	1340
										145 CH–210049	1360

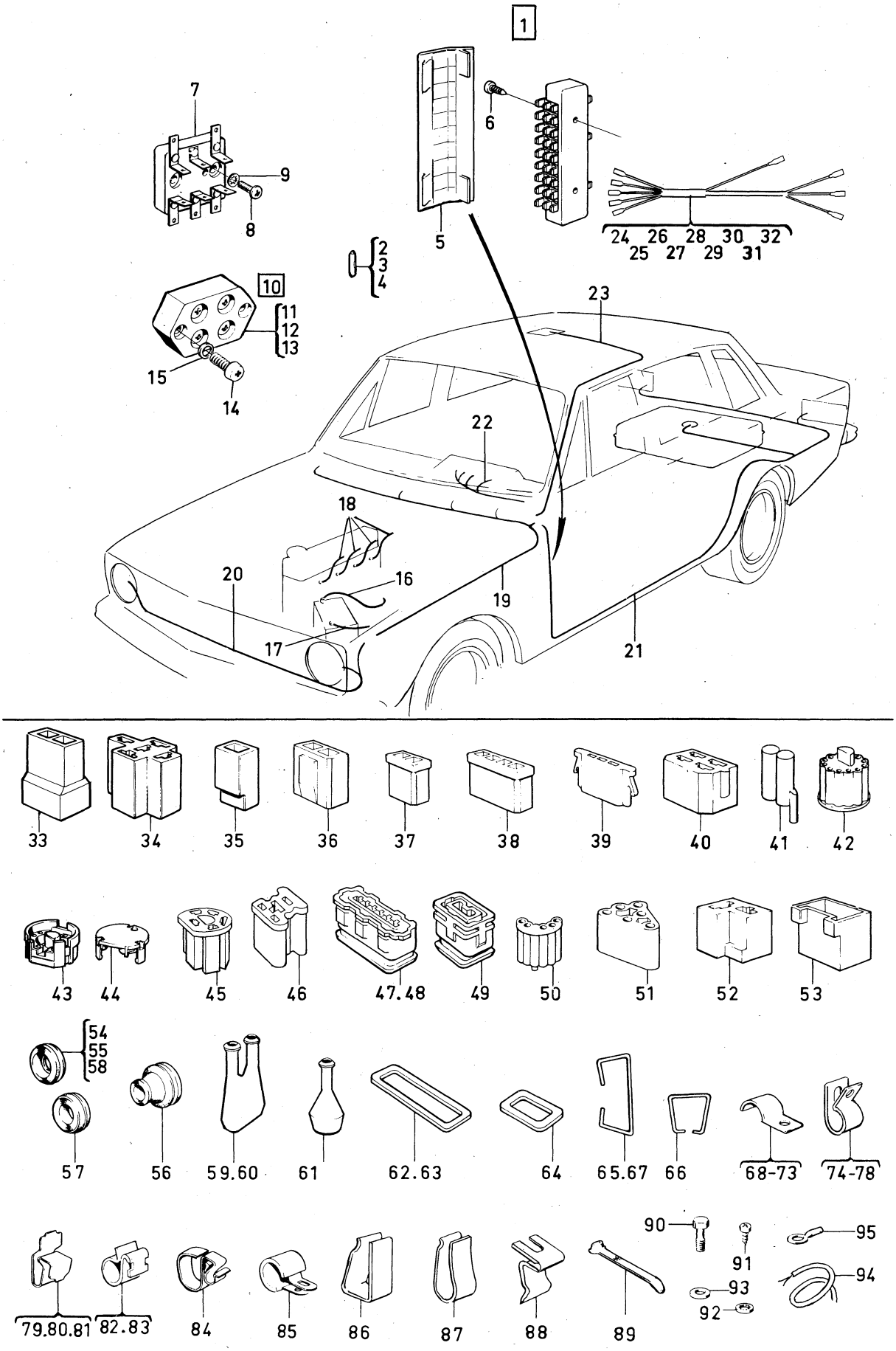

VOLVO PARTS
1 030 13472

Sida Page	Grupp Group	Elledningar, kontaktdon	Wiring, contact units	Illustration 13472 1980–04	1200
80	3				

	Pos. Fig.	Antal/Quantity VST	HST			Artikel nr Part No	Benämning	Description	Sats Kit	B P S R	Anmärkning Notes	
		–	1	–	–	1215569-3	Ledningsknippe, ...	Cable harness, ...		5	(1214745)	1380
							front	frame			142 CH 393950–	1400
											144 CH 428000–	1420
											145 CH 210050–	1440
	21	1	1	–	–	1212550-6	Ledningsknippe, ...	Cable harness, ...			142 CH–393949	1500
							bottensvällare	bottom rail			144 CH–427999	1520
		1	1	–	–	1214473-9	Ledningsknippe, ...	Cable harness, ...			B20A–B, 142 CH 393950–	1540
							bottensvällare	bottom rail			144 CH 428000–	1560
		1	1	–	–	1214473-9	Ledningsknippe, ...	Cable harness, ...			B20E–F. 142 CH 393950–	1580
							bottensvällare	bottom rail			144 CH 428000–	1600
											EXCL USA CAN	[illegible]
x		1	1	–	–	1234212-7	Ledningsknippe, ...	Cable harne		5	(1214808) B20F USA CAN	1640
							bottensvällare	bottom rail			142 CH 393950–	1660
											144 CH 428000–	1680
		1	1	–	–	1212764-3	Ledningsknippe, ...	Cable harness, ...			145 CH–210049	1700
							bottensvällare	bottom rail				1720
		1	1	–	–	1214476-2	Ledningsknippe, ...	Cable harness, ...			145 CH 210050–	[illegible]
							bottensvällare	bottom rail			EXCL USA CAN	[illegible]
		1	1	–	–	1215018-1	Ledningsknippe, ...	Cable harness, ...		8	145 B20F USA CAN	1780
							bottensvällare	bottom rail			CH 210050–	1800
	22	1	1	–	–	1212878-1	Ledningsknippe, ...	Cable harness, ...			LUX	1820
							instrumentbelysning	instrument lighting				1840
x	23	1	1	–	–	1234316-6	Ledningsknippe, ...	Cable harness, ...		5	(1214998)	1860
		–	–	–	–		Innerbelysning	Courtesy lamp				1880
	24	1	1	–	–	1215302-9	Ledningsknippe, ...	Cable harness, ...			M40, M41	1900
							växellåda	gear box				1920
		1	1	–	–	1215301-1	.Gummikåpa	.Rubber casing				1940
		1	1	–	–	1212716-3	Ledningsknippe, ...	Cable harness, ...			BW35	1960
							växellåda	gear box				1980
		1	1	–	–	1214500-9	.Anslutningsdon för	.Socket for starter				2000
							startspärrströmbrytare	inhibitor switch				2020
	25	1	–	–	–	1214740-1	Ledningsknippe, ...	Cable harness, ...			(1212946) M41	2040
							överväxel	overdrive				2060
		–	1	–	–	1214739-3	Ledningsknippe	Cable harness, ...			(1212947) M41	2080
	26	1	1	–	–	1214034-9	Ledningsknippe, ...	Cable harness, ...		8	ERS AV 1 ST 1214821–9	2160
		–	–	–	–		Direktinsprutning	Fuel injection			1 ST 1214822–7	2180
		1	1	–	–	1214821-9	Ledningsknippe, ...	Cable harness, ...			142 CH–393949	2200
							direktinsprutning	fuel injection			144 CH–427999	[illegible]
											145 CH–210049	[illegible]
		1	1	–	–	1214822-7	Ledningsknippe, ...	Cable harness, ...			142 CH–393949	2260
		–	–	–	–		Temperaturgivare	Temperature sender			144 CH–427999	2280
		–	–	–	–						145 CH–210049	2300
		1	1	–	–	1214692-4	Ledningsknippe, ...	Cable harness, ...			142 CH 393950–	2380
							direktinsprutning	fuel injection			144 CH 428000–	[illegible]
											145 CH 210050–	[illegible]
	27	1	1	–	–	1214301-2	Ledningsknippe, ...	Cable harness, ...			142 CH–393949	2440
							bensinpump	fuel pump			144 CH–427999	2460
											145 CH–210049	2480
		1	1	–	–	1215055-3	Ledningsknippe, ...	Cable harness, ...			142 CH 393950–	2500
							bensinpump	fuel pump			144 CH 428000–	2520
											145 CH 210050–	2540
	28	1	–	–	–	681572-4	Ledningsknippe, ...	Cable harness, ...			MER FAV USA CAN	2560
							säkringsdosa–relä	fusebox–relay				2580
	29	1	1	–	–	688405-0	Ledningsknippe, ...	Cable harness, ...				2600
							klocka	clock				2620
	30	1	–	–	–	687928-2	Ledningsknippe, ...	Cable harness, ...			B20A 142 CH–439499	2640
							generator	dynamo			144 CH–496299	2660
											145 CH–251869	2680
		1	–	–	–	687928-2	Ledningsknippe, ...	Cable harness, ...			B20E	2700
							generator, bosch	dynamo, bosch			142 CH 393950–439499	2720
											144 CH 428000–496299	2740
											145 CH 210050–251869	2760

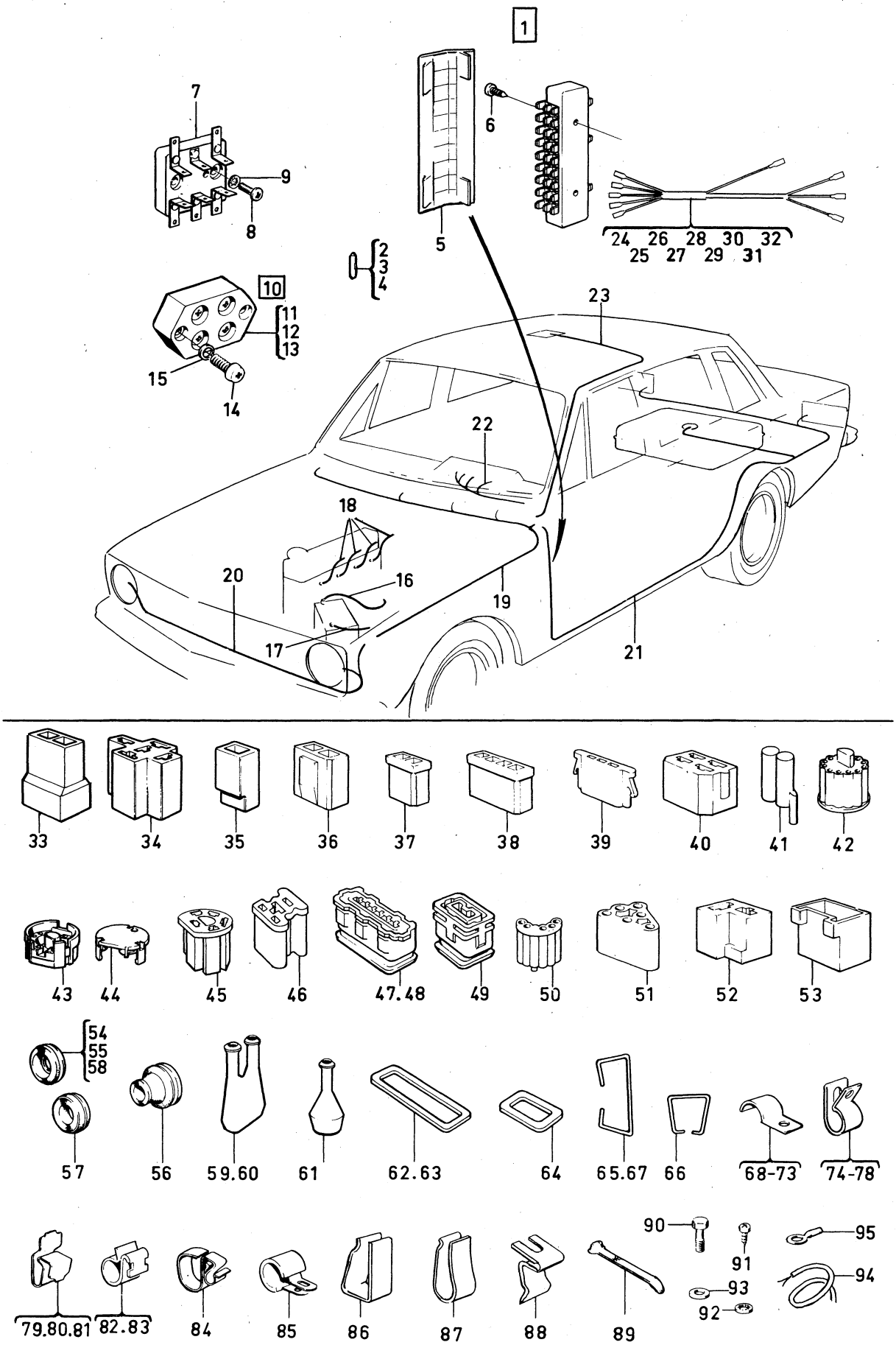

VOLVO PARTS
1 030 13472

Sida Page	Grupp Group	Elledningar, kontaktdon	Wiring, contact units	Illustration 13472 1980–04	1200
82	3				

	Pos. Fig.	Antal/Quantity VST	HST			Artikel nr Part No	Benämning	Description	Sats Kit	B P S R	Anmärkning Notes	
		1	1	–	–	687928-2	Ledningsknippe, generator	Cable harness, dynamo			142 CH 439500–	2780
											144 CH 496300–	2800
											145 CH 251870–	2820
	31	1	1	–	–	1212583-7	Ledningsknippe, matning, relä	Cable harness, relay			B20E, B20F	2840
											142 CH–393949	2860
											144 CH–427999	2880
											145 CH–210049	2900
		1	1	–	–	1212563-9	Ledningsknippe, el.bakruta och nummerplåtsbelysning	Cable harness, el.rear window number plate light				2920 2940 2960
	32	1	1	–	–	1212866-6	Ledningsknippe,	Cable harness,				[illegible]
		–	–	–	–		Jord, tunnelkonsol	Earth, tunnel bracket				3000
		1	1	–	–	1215038-9	Ledningsknippe, strålkastartorkare	Cable harness, headlamp wipers			142 CH 393950–	3020
											144 CH 428000–	3040
											145 CH 210050–	3060
x		1	–	–	–	1215554-5	Ledningsknippe, el.uppvärmd stol	Cable harness, el.heat seat		8	(1214852)	3080
											142 CH 393950–	[illegible]
											144 CH 428000–	[illegible]
											145 CH 210050–	3120
		–	1	–	–	1215607-1	Ledningsknippe, el.uppvärmd stol	Cable harness, el.heat seat		8		3140 3160
		1	1	–	–	1215348-2	Ledning, solenoid– mikroswitch	Cable, solenoid– mikroswitch		8	CALIF. 142 CH 393950–	3180
											144 CH 428000–	3200
											145 CH 210050–	3220
		1	1	–	–	1234208-5	Ledningsknippe, relä, backljus	Cable harness, relay, back–up lamp		8	BW35	3240
											142 CH 455440–	3260
											144 CH 514929–	3280
											145 CH 264825–	3300
		1	1	–	–	682083-1	Jordledning, blinkdon	Earth cable flasher relay		8	USA CAN 142 CH–393949	3320
											144 CH–427999	3340
											145 CH–210049	3360
		1	1	–	–	682083-1	Jordledning, blinkdon	Earth cable flasher relay		8	SM 142 CH 393950–	3380
											144 CH 428000–	3400
											145 CH 210050–	3420
	33	ERF	ERF	–	–	947780-3	Stiftisolator	Pin insulator		2	(1212856)2–POL	3440
		ERF	ERF	–	–	958207-3	Stiftisolator	Pin insulator			1–POL	3460
	34	ERF	ERF	–	–	1214948-0	Hylsisolator	Sleeve insulator				3480
	35	ERF	ERF	–	–	958208-1	Hylsisolator	Sleeve insulator				[illegible]
x	36	ERF	ERF	–	–	947781-1	Hylsisolator	Sleeve insulator		2	(1212857)	[illegible]
	37	ERF	ERF	–	–	943685-8	Hylsisolator	Sleeve insulator				3540
	38	ERF	ERF	–	–	943687-4	Hylsisolator	Sleeve insulator				3560
	39	ERF	ERF	–	–	945782-1	Hylsisolator	Sleeve insulator				3580
	40	ERF	ERF	–	–	958213-1	Hylsisolator	Sleeve insulator				3600
	41	ERF	ERF	–	–	1212865-8	Hylsisolator	Sleeve insulator				[illegible]
	42	ERF	ERF	–	–	1212888-0	Hylsisolator	Sleeve insulator				[illegible]
	43	ERF	ERF	–	–	1212899-7	Hylsisolator	Sleeve insulator				3660
	44	ERF	ERF	–	–	1212900-3	Lock	Cover				3680
	45	ERF	ERF	–	–	1215464-7	Isolator för ljusomkopplare	Insulator for light switch		2		3700 3720
	46	ERF	ERF	–	–	963374-4	Hylsisolator	Sleeve insulator		2		3740
	47	ERF	ERF	–	–	947589-8	Hylsisolator	Sleeve insulator		2		3760
	48	ERF	ERF	–	–	947593-0	Hylsisolator	Sleeve insulator		8		3780
	49	ERF	ERF	–	–	946641-8	Hylsisolator	Sleeve insulator		2		3800
x	50	ERF	ERF	–	–	1235001-3	Hylsisolator	Sleeve insulator		2	(1212889)	3820
	51	ERF	ERF	–	–	1212894-8	Hylsisolator	Sleeve insulator				3840
	52	ERF	ERF	–	–	1212958-1	Hylsisolator	Sleeve insulator				3860
	53	ERF	ERF	–	–	1212904-5	Stiftisolator	Sleeve insulator				3880
	54	ERF	ERF	–	–	941267-7	Gummibussning	Rubber bushing			(941263) DI 4, D 22	3900
		ERF	ERF	–	–	941268-5	Gummibussning	Rubber bushing			(941264) DI 5, D 26	3920
	55	ERF	ERF	–	–	941269-3	Gummibussning	Rubber bushing			(941265) DI 7, D 33	3940
	56	ERF	ERF	–	–	1212592-8	Gummibussning	Rubber bushing		8	DI 15, D 55	3960
		ERF	ERF	–	–	1215869-7	Gummibussning	Rubber bushing		3	DI 10, D 29	3980
	57	ERF	ERF	–	–	678347-6	Gummibussning	Rubber bushing				4000

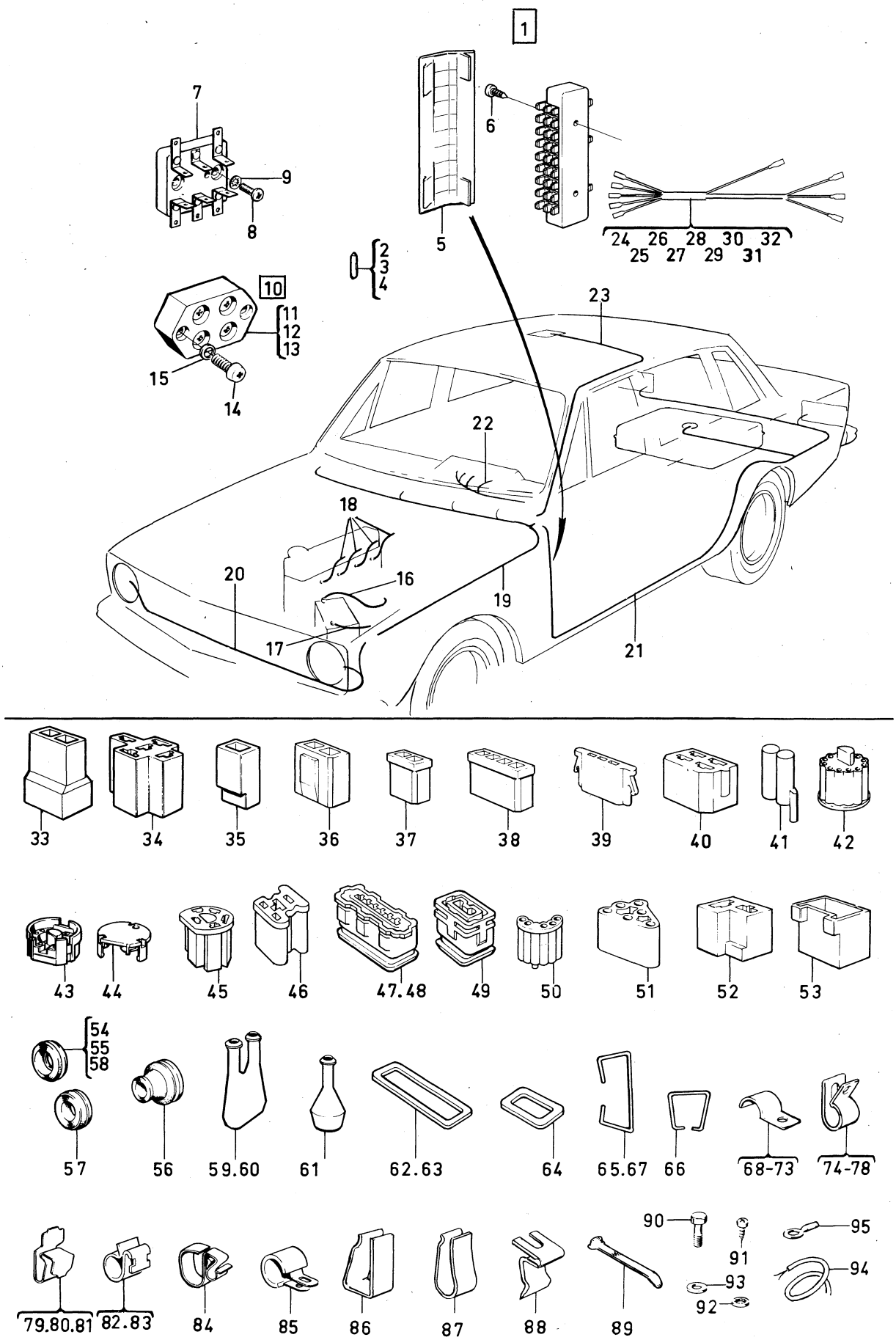

VOLVO PARTS
1 030 13472

Sida Page	Grupp Group	Elledningar, kontaktdon	Wiring, contact units	Illustration 13472 1980–04	1200
84	3				

	Pos. Fig.	Antal/Quantity VST	HST			Artikel nr Part No	Benämning	Description	Sats Kit	B P S R	Anmärkning Notes	
x	58	ERF	ERF	–	–	941266-9	Gummibussning	Rubber bushing			(941262)	4020
	59	ERF	ERF	–	–	947590-6	Isolatorhölje	Insulator sleeve		2		4040
	60	ERF	ERF	–	–	947594-8	Isolatorhölje	Insulator sleeve		2		4060
	61	ERF	ERF	–	–	946642-6	Isolatorhölje	Insulator sleeve		2		4080
	62	ERF	ERF	–	–	947591-4	Gummitätning	Rubber spacer		2		4100
	63	ERF	ERF	–	–	947595-5	Gummitätning	Rubber spacer		8		4120
	64	ERF	ERF	–	–	946643-4	Gummitätning	Rubber spacer		2		4140
	65	ERF	ERF	–	–	947592-2	Hållare	Retainer		2		4160
	66	ERF	ERF	–	–	946788-7	Hållare	Retainer		2		4180
	67	ERF	ERF	–	–	947596-3	Hållare	Retainer		8		4200
	68	ERF	ERF	–	–	18335-0	Klammer	Clip			DI 5	20
	69	ERF	ERF	–	–	951189-0	Klammer	Clip			DI 8	4240
	70	ERF	ERF	–	–	951190-8	Klammer	Clip			DI 10	4260
	71	ERF	ERF	–	–	951192-4	Klammer	Clip			DI 13	4280
	72	ERF	ERF	–	–	957214-0	Klammer	Clip			DI 19	4300
	73	–	ERF	–	–	192345-7	Klammer	Clip			DI 25	4320
	74	ERF	ERF	–	–	18373-1	Klammer	Clip		8	DI 4	40
	75	ERF	ERF	–	–	943306-1	Klammer	Clip			DI 9	60
	76	ERF	ERF	–	–	18387-1	Klammer	Clip			DI 9,5	4380
	77	ERF	ERF	–	–	18986-0	Klammer	Clip			DI 14	4400
	78	ERF	ERF	–	–	18366-5	Klammer	Clip			DI 25	4420
	79	ERF	ERF	–	–	943797-1	Klammer	Clip			DI 6	4440
	80	ERF	ERF	–	–	191404-3	Klammer	Clip			DI 10	4460
	81	ERF	ERF	–	–	192230-1	Klammer	Clip			DI 17,5	4480
	82	ERF	ERF	–	–	1212854-2	Klammer	Clip			DI 8,7	4500
	83	ERF	ERF	–	–	192385-3	Klammer	Clip			DI 10,3	4520
x	84	ERF	ERF	–	–	947987-4	Klammer	Clip		3	(682101)	4540
	85	ERF	ERF	–	–	952623-7	Klammer	Clip			DI 6,4	4560
		ERF	ERF	–	–	952626-0	Klammer	Clip			DI 11,1	4580
	86	ERF	ERF	–	–	679163-6	Klammer	Clip			DI 10,5	4600
	87	ERF	ERF	–	–	679164-4	Klammer	Clip			DI 13	4620
	88	ERF	ERF	–	–	677849-2	Klammer	Clip				4640
x	89	ERF	ERF	–	–	948211-8	Bandklammer	Band clip		2	(944484)	4660
		ERF	ERF	–	–	943746-8	Bandklammer	Band clip				4680
x		ERF	ERF	–	–	948210-0	Bandklammer	Band clip		2	(943857)	4700
	90	ERF	ERF	–	–	955522-8	Skruv	Screw			5/16–18. L 9,5	4720
		ERF	ERF	–	–	955534-3	Skruv	Screw			3/8–16. L 19	4740
	91	ERF	ERF	–	–	955137-5	Skruv	Screw			B10. L 10	60
		ERF	ERF	–	–	955138-3	Skruv	Screw			B10. L 12	780
		ERF	ERF	–	–	955139-1	Skruv	Screw			B10. L 14	4800
	92	ERF	ERF	–	–	955945-1	Låsbricka	Lock washer			DI 4,3, D 8,6	4820
		ERF	ERF	–	–	955946-9	Låsbricka	Lock washer			DI 5,1, D 10,2	4840
		ERF	ERF	–	–	955949-3	Låsbricka	Lock washer			DI 8,3, D 15,2	4860
	93	ERF	ERF	–	–	955891-7	Bricka	Washer			DI 4,3, D 8	90
		ERF	ERF	–	–	940097-9	Bricka	Washer			DI 10, D 18	900
	94	–	–	–	–		Ledningar, metervara	Cables, sold by length			SE SIDA 86, 1-L05	4920
	95	–	–	–	–		Ledningsskor	Cable terminal			SE SIDA 86, 1-L05	4940

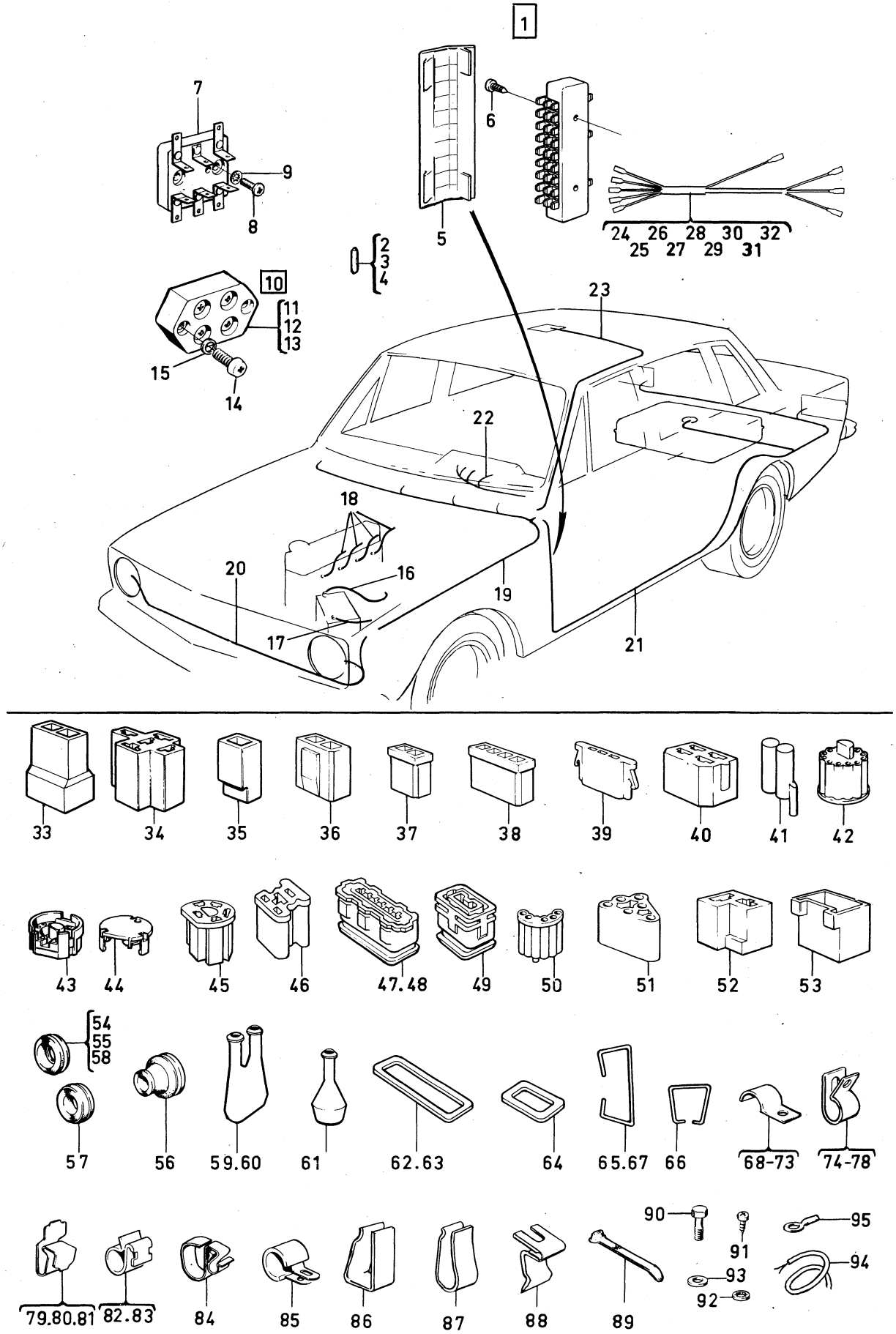

VOLVO PARTS
1 030 13472

Sida Page	Grupp Group	Ledningar, Metervara, Ledningsskor	Cables (sold by length) cable Terminals	Illustration 13473 1980–04	1250
86	3				

	Pos. Fig.	Antal/Quantity				Artikel nr Part No	Benämning	Description	Sats Kit	B P S R	Anmärkning Notes	
	1	–	–	–	–		Ledning	Cable				0020
		ERF	–	–	–	954443-8	.Rk 1,5 kvmm svart	.Rk 1.5 sq mm black				0040
		ERF	–	–	–	954445-3	.Rk 1,5 kvmm röd	.Rk 1.5 sq mm red				0060
		ERF	–	–	–	954446-1	.Rk 1,5 kvmm gul	.Rk 1.5 sq mm yellow				0080
		ERF	–	–	–	954447-9	.Rk 1,5 kvmm grön	.Rk 1.5 sq mm green				0100
		ERF	–	–	–	954448-7	.Rk 1,5 kvmm blå	.Rk 1.5 sq mm blue				0120
		ERF	–	–	–	954449-5	.Rk 1,5 kvmm grå	.Rk 1.5 sq mm grey				0140
		ERF	–	–	–	954450-3	.Rk 1,5 kvmm vit	.Rk 1.5 sq mm white				0160
x		ERF	–	–	–	1219709-1	.Rkkb 1,5 kvmm röd	.Rkkb 1.5 sq mm red		3	(11925)	0180
		ERF	–	–	–	954453-7	.Rk 2,5 kvmm röd	.Rk 2.5 sq mm red				0200
		ERF	–	–	–	954469-3	.Rk 6,0 kvmm röd	.Rk 6.0 sq mm red				0220
	2	ERF	–	–	–	956926-0	Ledningssko	Cable terminal				240
x	3	ERF	–	–	–	949490-7	Ledningssko	Cable terminal		2	(958203)	0260
	4	ERF	–	–	–	958222-2	Ledningssko	Cable terminal		2		0280
x	5	ERF	–	–	–	949210-9	Ledningssko	Cable terminal		2	(956953)	0300
x	6	ERF	–	–	–	949211-7	Ledningssko	Cable terminal		2	(956954)	0320
x	7	ERF	–	–	–	949212-5	Ledningssko	Cable terminal		2	(956955)	0340
	8	ERF	–	–	–	958202-4	Ledningssko	Cable terminal				360
x	9	ERF	–	–	–	949201-8	Ledningssko	Cable terminal		2	(958216)	0380
x	10	ERF	–	–	–	949489-9	Ledningssko	Cable terminal		2	(958217)	0400
x	11	ERF	–	–	–	949604-3	Ledningssko	Cable terminal		2	(958218)	0420
	12	ERF	–	–	–	942607-3	Ledningssko	Cable terminal				0440
	13	ERF	–	–	–	958233-9	Ledningssko	Cable terminal				0460
	14	ERF	–	–	–	1212901-1	Ledningssko	Cable terminal				0480
x	15	ERF	–	–	–	949606-8	Ledningssko	Cable terminal		2	(942944)	0500
	16	ERF	–	–	–	943556-1	Ledningssko	Cable terminal				0520
	17	ERF	–	–	–	946640-0	Ledningssko	Cable terminal		2		0540
	18	ERF	–	–	–	947588-0	Ledningssko	Cable terminal		2		0560
x	19	ERF	–	–	–	949598-7	Ledningssko	Cable terminal		2	(945760)	0580
	20	ERF	–	–	–	953956-0	Ledningsskoskydd	Cable terminal cap				0600
	21	ERF	–	–	–	959046-4	Ledningsskoskydd	Cable terminal cap				0620
	22	ERF	–	–	–	943693-2	Ledningsskoskydd	Cable terminal cap			2–POL	0640
		ERF	–	–	–	945783-9	Ledningsskoskydd	Cable terminal cap			3–POL	0660
		ERF	–	–	–	943695-7	Ledningsskoskydd	Cable terminal cap			4–POL	0680

1

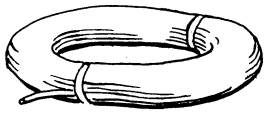

2

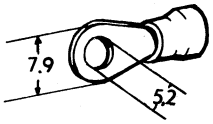

0,5 -1,5mm²

3

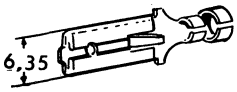

0,75-2,5mm²

4

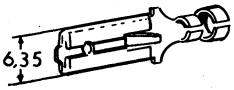

4 -6 mm²

5

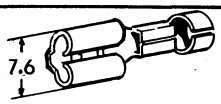

0,5-1mm²

6

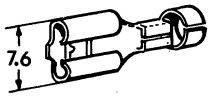

1,5-2,5 mm²

7

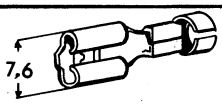

3-6 mm²

8

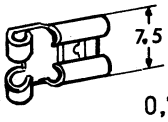

0,75-4mm²

9

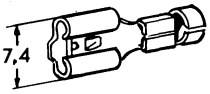

0,75-2,5mm²

10

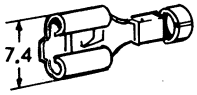

0,75-2,5mm²

11

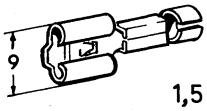

1,5-3mm²

12

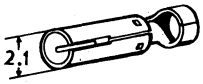

1-2,5mm²

13

14



3,2 mm²

15

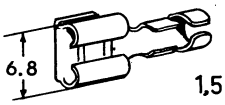

1,5 -2,5 mm²

16

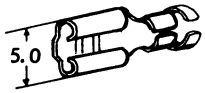

1,5 -2,5mm²

17

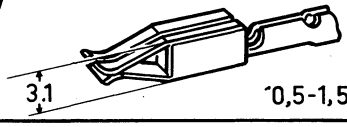

0,5-1,5mm²

18

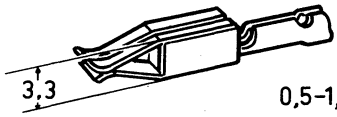

0,5-1,5mm²

19

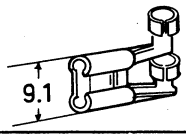

1-2,5mm²

20

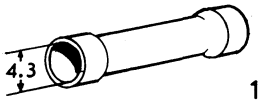

1,5 2,5mm²

21

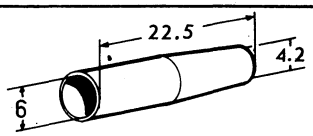

22



VOLVO PARTS
1 030 13473

0001

	Innehållsförteckning / Index / Table des matières	Inhaltsverzeichnis / Indice	Grupp / Group	Sida / Page
1980–04			4	1

0020
0040 KRAFTÖVERFÖRING MED BAKAXEL — Sida — Koord.
0060
0080 Kraftöverföring ..... 2 — 2-A03
0100
0120
0140
0160
0180 POWER TRAIN WITH REAR AXLE — Page — Grid
0200
0220 Power transmission ..... 2 — 2-A03
0240
0260
0280
0300
0320 TRANSMISSION DE FORCE AVEC PONT ARRIERE — Page — Grid
0340
0360 Transmission de force ..... 2 — 2-A03
0380
0400
0420
0440
0460 KRAFTÜBERTRAGUNG MIT HINTERACHSE — Seite — Grid
0480
0500 Kraftübertragung ..... 2 — 2-A03
0520
0540
0560
0580
0600 TRANSMISION CON EJE TRASERO — Página — Grid
0620
0640 Transmisión ..... 2 — 2-A03

Sida Page	Grupp Group	Kraftöverföring	Power transmission	Illustration	0050
2	4			5247 1980–04	

Pos. Fig.	Antal/Quantity				Artikel nr Part No	Benämning	Description	Sats Kit	B P S R	Anmärkning Notes	
1	–	–	–	–		Koppling,kopplings– manövrering	Clutch,clutch linkage			SE SIDA 4, 2-A05	1010 1020
2	–	–	–	–		Växellåda M40 M41	Gearbox M40, M41			SE SIDA 8, 2-A09	1030
	–	–	–	–		Växellåda,upphängning hastighetsmätardrev	Gearbox mountings speedometer gear			SE SIDA 14, 2-A15 SE SIDA 14, 2-A15	1040 1050
	–	–	–	–		Växellåda,upphängning reglage	Gearbox,mounting control			SE SIDA 32, 2-B09	1060 1070
	–	–	–	–		Växellåda, S1716–S1725,	Gearbox, S1716–S1725			SE SIDA 46, 2-B23	1080
	–	–	–	–		S1727, S1779–S1783	S1727, S1779–S1783				1090
	–	–	–	–		Oljekylning	Oil cooling			SE SIDA 62, 2-C15	1100
3	–	–	–	–		Kardanaxel,stödlager	Propeller shaft centre bearing			SE SIDA 64, 2-C17	1110 1120
4	–	–	–	–		Bakaxel,upphängning	Rear axle mountings			SE SIDA 76, 2-D05	1130
	–	–	–	–		Differential anti–spinn	Differential,anti–spinn			SE SIDA 88, 2-D17	1140

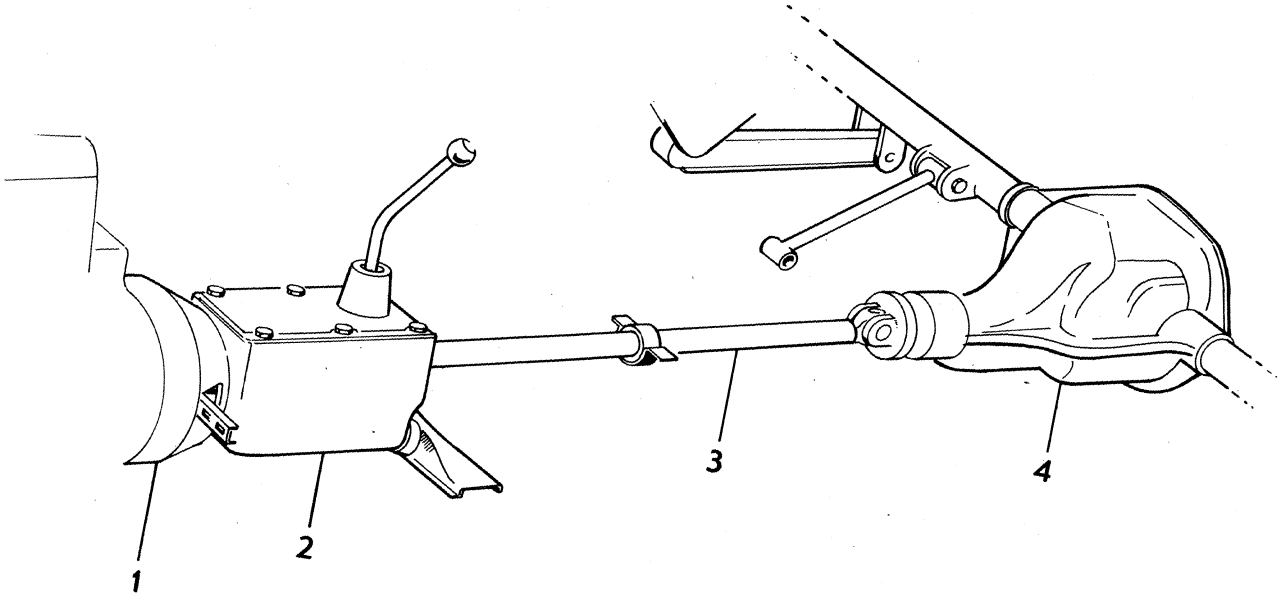

VOLVO
KA 5247

Sida Page	Grupp Group	Koppling,kopplingsmanövrering M40, M41	Clutch,clutch linkage M40, M41	Illustration 10296 1980–04	0100
4	4				

Pos. Fig.	Antal/Quantity				Artikel nr Part No	Benämning	Description	Sats Kit	B P S R	Anmärkning Notes	
1	1	–	–	–	381250-0	Koppling	Clutch			FICHTEL–SACHS.ERS AV	0020
										1 ST 381249–2,1 ST	0040
										672122–9	0060
	1	–	–	–	381249-2	Koppling	Clutch			BORG–BECK	0080
2	1	–	–	–	381266-6	Lamell	Disc			B20A, B20B	0100
	1	–	–	–	381271-6	Lamell	Disc			B20E, B20F. ERS AV	0120
										1 ST 381266–6	0140
	1	–	–	–	275933-0	.Lamellbeläggsats	.Clutch facing kit			B20A, B20B	0160
	1	–	–	–	275935-5	.Lamellbeläggsats	.Clutch facing kit			B20E, B20F	0180
3	2	–	–	–		..Belägg	..Facing		8		0200
4	16	–	–	–		..Nit	..Rivet		8		[illegible]
5	6	–	–	–	940135-7	Skruv	Screw			UNC–5/16	[illegible]
										142 CH–393949.	0260
										144 CH–427999.	0280
										145 CH–210049.	0300
	–	–	–	–	955295-1	Skruv	Screw			M8 142 CH 393950–.	0320
										144 CH 428000–.	[illegible]
										145 CH 210050–.	[illegible]
6	1	–	–	–	1212057-2	Kopplingspedal	Clutch pedal			VST	0380
	1	–	–	–	1212209-9	Kopplingspedal	Clutch pedal			HST	0400
7	2	–	–	–	675555-7	Bussning	Bushing				0420
8	1	–	–	–	676526-7	Axel	Shaft				0440
9	1	–	–	–	940156-3	Skruv	Screw				0460
10	1	–	–	–	950364-0	Mutter	Nut				0480
11	1	–	–	–	666176-3	Gummiskoning	Rubber pad				0500
12	1	–	–	–		Pedalkåpa	Pedal casing			SE GRUPP 5	0520
13	1	–	–	–		Returfjäder	Return spring		8		0540
14	1	–	–	–	955518-6	Skruv	Screw			L 83	0560
15	62MM	–	–	–	944574-3	Slang	Hose				0580
16	1	–	–	–	950352-5	Låsmutter	Nut				0600
17	1	–	–	–	1206205-5	Kopplingswire	Clutch cable			VST	0620
	1	–	–	–	1206206-3	Kopplingswire	Clutch cable			HST	0640
18	1	–	–	–	677056-4	Bussning	Bushing				0660
19	1	–	–	–	955902-2	Bricka	Washer				0680
20	1	–	–	–	955900-6	Bricka	Washer				0700
21	1	–	–	–	940152-2	Mutter	Nut				0720
22	2	–	–	–	955859-4	Mutter	Nut				0740
23	1	–	–	–	952626-0	Klammer	Clamp			VST	[illegible]
	4	–	–	–	952626-0	Klammer	Clamp			HST.142 CH–435416.	[illegible]
										144 CH–482991	0800
										145 CH–246221	0820
	3	–	–	–	952626-0	Klammer	Clamp			HST.142 CH 435417–.	0840
										144 CH 482992–.	0860
										145 CH 246222–.	[illegible]
	1	–	–	–	947362-0	Klammer	Clamp		8	HST. 142 CH 435417–,	[illegible]
										144 CH 482992–	0920
										145 CH 246222–	0940
24	3	–	–	–	190666-8	Skruv	Screw				0960
	2	–	–	–	1206000-0	Konsol	Bracket			HST	0980
26a	1	–	–	–	952626-0	Klammer	Clamp			HST	1000
27	2	–	–	–	940100-1	Skruv	Screw			HST	1020
28	2	–	–	–	950362-4	Mutter	Nut			HST	1040
29	1	–	–	–	1212189-3	Kopplingsgaffel	Withdrawal fork				1060
30	1	–	–	–	940135-7	Skruv	Screw				1080
31	1	–	–	–	941907-8	Låsbricka	Lock washer				1100
32	1	–	–	–	955894-1	Bricka	Washer			7)	1120
33	1	–	–	–	677531-6	Returfjäder	Return spring				1140
34	1	–	–	–	687338-4	Skydd	Guard				1160

7. 142 CH–353010 excl. 345441–346234, 346621–347937, 348342–349858, 350323–351828, 351701–352967. 144 CH–374119 excl. 367019–367830, 368390–368677, 370514–370623, 370624–370719, 372580–372867. 145 CH–174513 excl. 172209–173129, 173213–174472.

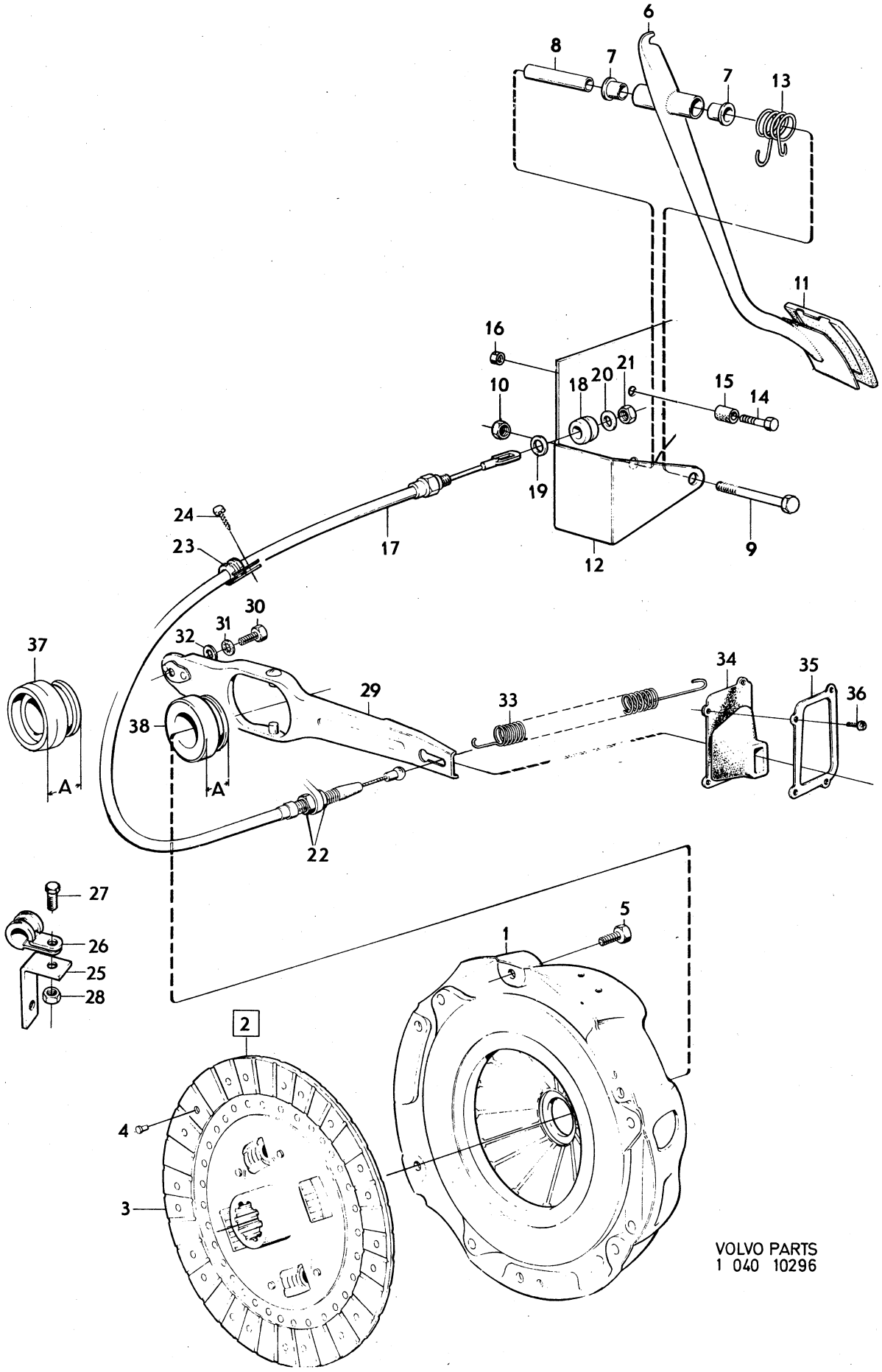

VOLVO PARTS
1 040 10296

Sida Page	Grupp Group	Koppling,kopplingsmanövrering M40, M41	Clutch,clutch linkage M40, M41	Illustration 10296 1980–04	0100
6	4				

	Pos. Fig.	Antal/Quantity				Artikel nr Part No	Benämning	Description	Sats Kit	B P S R	Anmärkning Notes	
x	35	1	–	–	–	381287-2	Fästram	Anchorage frame		3		1180
	36	4	–	–	–	950020-8	Skruv	Screw				1200
	37	1	–	–	–	672122-9	Urtrampningslager	Withdrawal bearing			1) A 43	1220
	38	1	–	–	–	380569-4	Urtrampningslager	Withdrawal bearing			2) A 36,5	1240

1. För Bort Beck koppling 381249. For Borg Beck clutch 381249. Pour Borg Beck l'embrayage 381249. Für Borg Beck Kupplung 381249. Para Borg Beck del embragua 381249.
2. För Fichtel– Sachs koppling 381250. For Fichtel– Sachs clutch 381250. Pour Fichtel– Sachs l'embrayage 381250. Für Fichtel– Sachs Kupplung 381250. Para Fichtel– Sachs del embrague 381250.

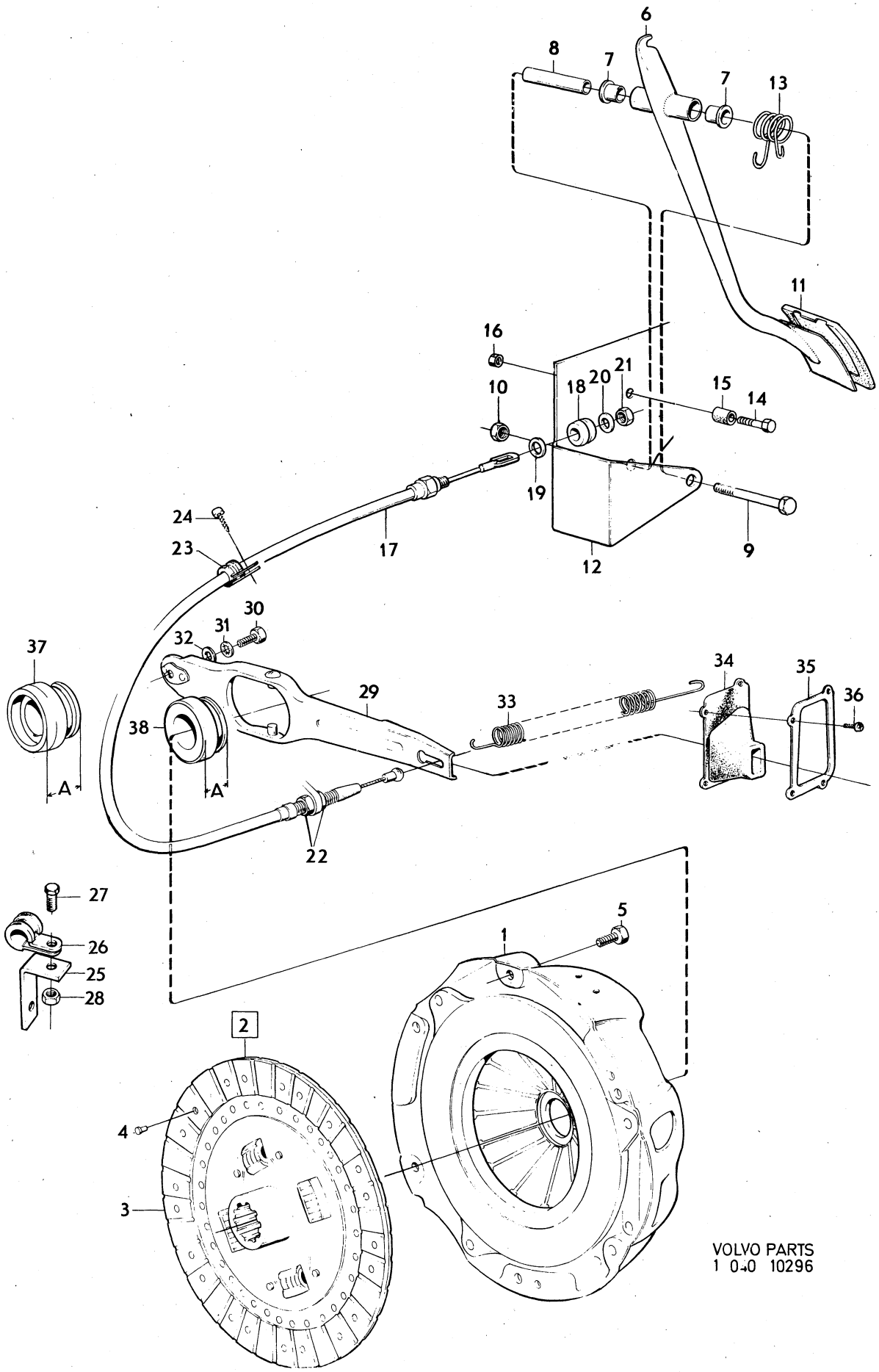

VOLVO PARTS
1 040 10296

Sida Page	Grupp Group	Växellåda M40, M41	Gearbox M40, M41	Illustration 26832 1980–04	0150
8	4				

Pos. Fig.	Antal/Quantity M40 ALT1	M40 ALT2	M41 ALT1	M41 ALT2	Artikel nr Part No	Benämning	Description	Sats Kit	B P S R	Anmärkning Notes	
	–	–	–	–							0020
						JÄMFÖRELSE–TABELL	SYMPOSIUM				0040 0060
											0080
						Produktions–Res.dels	Prod.—— Spare part				0100
						låda————låda	box————box				0120
											0140
	1	–	–	–		254726————254741	254726——254741				0160
	–	–	1	–		254727————254742	254727——254742				0180
	1	–	–	–		254728————254741	254728——254741				0200
	–	–	1	–		254729————254742	254729——254742				[illegible]
	1	–	–	–		254730————254741	254730——254741				[illegible]
	–	1	–	–		254761————254776	254761——254776				0260
	–	–	–	1		254762————254777	254762——254777				0280
	–	1	–	–		254763————254776	254763——254776				0300
	–	–	–	1		254764————254777	254764——254777				0320
	1	–	–	–		1208018————254776	1208018——254776				0340
											[illegible]
											0380
											0400
1	1	1	–	–		Växellåda	Gearbox		8	M40	0420
	–	–	1	1		Växellåda	Gearbox		8	M41	0440
	1	–	–	–	254741-2	.Växellåda	.Gearbox		6	10) ERS AV	0460
										1ST 1208005–7,	0480
										1ST 380449–9.	0500
	1	1	–	–	254776-8	.Växellåda	.Gearbox		6	10) ERS AV	0520
										1ST 1208005–7,	0540
										1ST 380449–9.	0560
	–	–	–	–		..Det se sida 16, 2-A17	..Comps page 16, 2-A17 ..				0580
x	1	1	–	–	1208005-7	.Växellåda	.Gearbox		5	10)	0600
	–	–	–	–		..Det se sida 16, 2-A17	..Comps page 16, 2-A17 ..				0620
	–	–	1	–	254742-0	.Växellåda	.Gearbox			10) ERS AV	0640
	–	–	–	–		..Det se sida 20, 2-A21	..Comps page 20, 2-A21 ..			1ST 254777–6.	0660
	–	–	–	1	254777-6	.Växellåda	.Gearbox			10)	0680
	–	–	–	–		..Det se sida 20, 2-A21	..Comps page 20, 2-A21 ..				0700
2	1	–	1	–	254723-0	.Växellådslock	.Gearbox cover			ALT 1. ERS AV	0720
	–	–	–	–						1ST 254769–3,	0740
	–	–	–	–						1ST 381661–8,	0760
	–	–	–	–						1ST 381508–1.	[illegible]
	–	–	–	–		..Det se sida 24, 2-B01	..Comps page 24, 2-B01 ...				0800
3	–	1	–	1	254769-3	.Växellådslock	.Gearbox cover			ALT 2.	0820
	–	–	–	–		..Det se sida 24, 2-B01	..Comps page 24, 2-B01 ...				0840
4	1	1	–	–	384281-2	.Medbringare 1140	.Companion flange 1140 ..			13) VXL MÄRKT 254726,	0860
										254730, 254761,	0880
										A = 36.7 MM B = 45.4 MM	[illegible]

10. Beställning av ingående detaljer skall göras med ledning av växellådans märkning. Parts component must be ordered in accordance with the marking on the gearbox. La commande des pièces de rechange s'rapportant doit se faire en se referant au code d'identification de la boîte. Bei Bestellung von Einzelbestandteilen ist die Kennzeichnung des getriebes zu berücksichtigen. El pedido de las piezas deberá hacerse de acuerdo al marcado de la caja de cambios.

13. Det nummer 1140 eller 1310 som anges i texten avser medbringarens storlek. Mått: Se bilden. Stödlagret följer storlekstyperna 1140 och 1310. Parts numbers 1140 or 1310, given in the text, pertain to the size of the companion flange. Measurements: See the illustration. The centre bearing is dependant on sizes 1140 and 1310. Les numéros de référence 1140 ou 1310 mentionnés dans le texte représentent la grandeur du flasque. Cote: Voir figure. Le palier d'appui suit les types de grandeur 1140 et 1310. Die im Text angegebenem Nummern 1140 bzw. 1310 beziehen sich auf die Antrieblanschgrösse. Bez. der Masse, s. Abbild ung. Das stütslager folgt den Grössten typen 1140 und 1310. El número de detalle 1140 o 1310, que señalamos en el texto, corresponde al tamaño de la brida. Media: Ver figura. El cojinete de apoyo sigue a los tripos de tamaño 1140 y 1310.

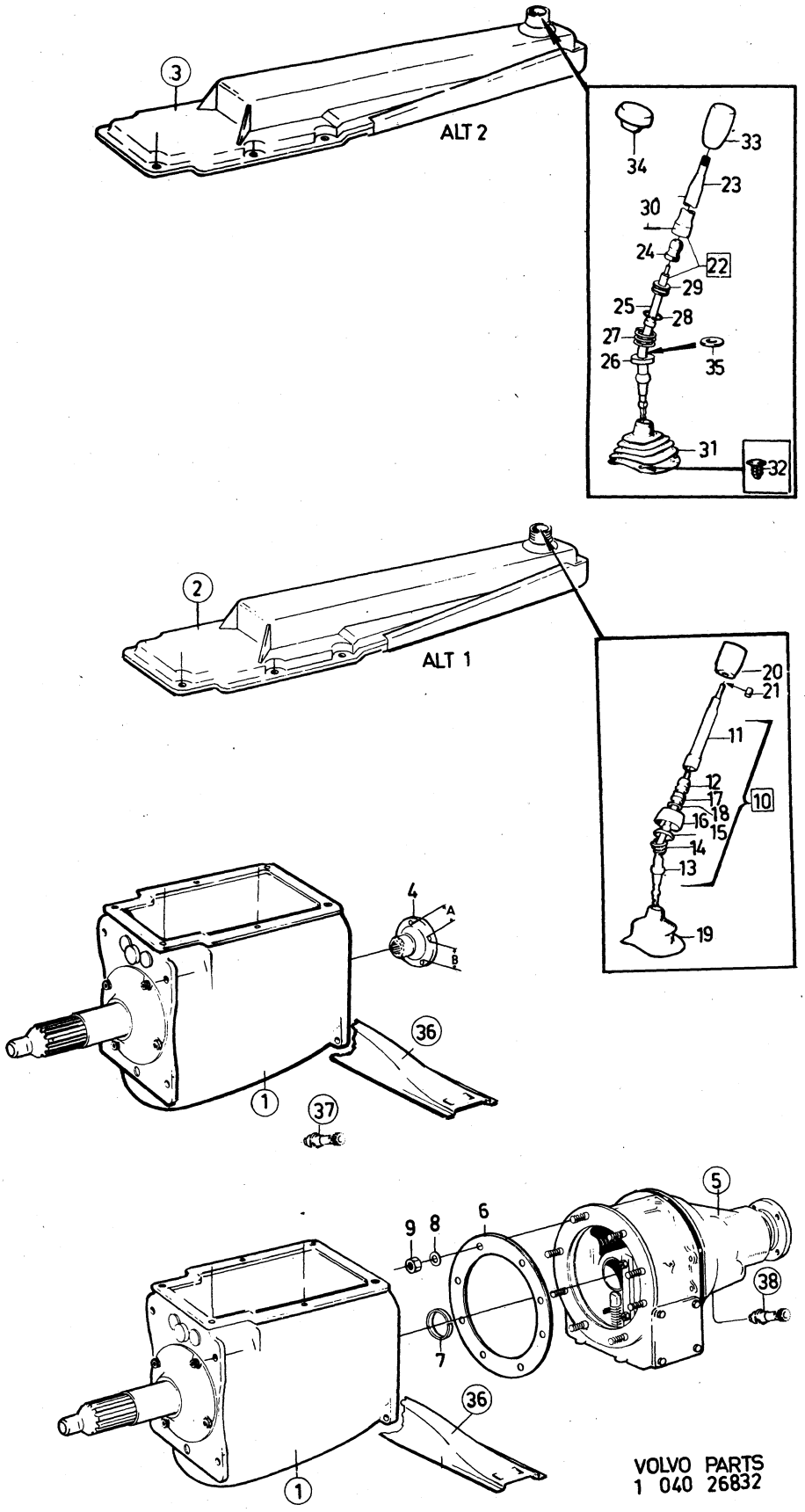
3
ALT 2
34
33
23
30
24
22
29
25
28
27
26
35
31
32
2
ALT 1
20
21
11
12
17
10
18
16
15
14
13
19
4
A
B
36
1
37
5
9
8
6
38
7
36
1
VOLVO PARTS
1 040 26832

Sida Page	Grupp Group	Växellåda	Gearbox	Illustration	0150
		M40, M41	M40, M41	26832	
10	4			1980–04	

	Pos. Fig.	Antal/Quantity M40 ALT1	M40 ALT2	M41 ALT1	M41 ALT2	Artikel nr Part No	Benämning	Description	Sats Kit	B P S R	Anmärkning Notes	
		1	1	–	–	384720-9	.Medbringare 1310	.Companion flange 1310			13) (381057)	0920
											VXL MÄRKT 254728,	0940
											254763.	0960
											A=41.3 MM B=51.1 MM	0980
											1208018.	0990
	5	–	1	–	1	254561-4	.Överväxel	.Overdrive			VXL MÄRKT 254727,	1000
											254762.	1020
											ERS AV 1ST 1208109–7,	1040
											1ST 380685–8.	1060
		–	–	–	–		..Det se sida 26, 2-B03	..Comps page 26, 2-B03				1080
		–	1	–	1	254601-8	.Överväxel	.Overdrive		6	VXL MÄRKT 254729,	[illegible]
											254764.	[illegible]
											ERS AV 1ST 1208191–5,	1140
											1ST 380686–6.	1160
		–	–	–	–		..Det se sida 26, 2-B03	..Comps page 26, 2-B03				1180
	6	–	–	1	1	380618-9	.Packning	.Gasket				1200
	7	–	–	1	1	380654-4	.Låsring	.Circlip				[illegible]
	8	–	–	8	8	955920-4	.Fjäderbricka	.Resilient washer				[illegible]
	9	–	–	8	8	955846-1	.Mutter	.Nut				1260
x	10	1	–	1	–	676709-9	Växelspak	Gear lever				1280
	11	1	–	1	–		.Växelspak, övre	.Gear lever, upper		8		1300
	12	1	–	1	–	680628-5	.Gummibussning	.Rubber bushing				1320
	13	1	–	1	–		.Växelspak, nedre	.Gear lever, lower		8		1340
	14	1	–	1	–	380199-0	.Fjäder	.Spring				1360
	15	1	–	1	–	380198-2	.Kulskål	.Ball socket				1380
	16	1	–	1	–	380197-4	.Kåpa	.Casing				1400
	17	1	–	1	–	680629-3	.Gummibussning	.Rubber bushing				1420
	18	1	–	1	–	943163-6	.Låsring	.Circlip				1440
	19	1	–	1	–	681560-9	Gummikåpa	Rubber boot				1460
	20	1	–	1	–	381204-7	Handgrepp	Knob				1480
	21	1	–	1	–	381238-5	Gummiplugg	Rubber plug				1500
	22	–	1	–	1	381632-9	Växelspak	Gear lever			TID UTF. ERS AV	1520
											1ST 381661–8,	1540
											1ST 381558–1.	1560
		–	1	–	1	381661-8	Växelspak	Gear lever		4	SEN UTF.	1580
	23	–	1	–	1		Växelspak, övre	Gear lever, upper		8		1600
	24	–	1	–	1	680628-5	.Gummibussning	.Rubber bushing			TID UTF.	1620
x		–	1	–	1	380621-3	.Gummibussning	.Rubber bushing			SEN UTF.	[illegible]
	25	–	1	–	1		.Växelspak, nedre	.Gear lever, lower		8		[illegible]
	26	–	1	–	1	380930-8	.Kulskål	.Ball socket				1680
	27	–	1	–	1	380928-2	.Fjäder	.Spring				1700
	28	–	1	–	1	947062-6	.Låsring	.Circlip				1720
	29	–	1	–	1	380997-7	.Gummibussning	.Rubber bushing				1740
	30	–	1	–	1	951958-8	.Rörpinne	.Pin				[illegible]
	31	–	1	–	1	681560-9	Gummikåpa	Rubber boot				[illegible]
x	32	–	1	–	1	1264792-1	Plugg	Plug		3	(1224540)	1800
	33	–	1	–	1	380940-7	Handgrepp	Knob			TID UTF.	1820
	34	–	1	–	1	381508-1	Handgrepp	Knob		3	SEN UTF	1840
	35	–	1	–	1	381683-2	Gummibricka	Rubber washer		2	33)	1860
	36	1	1	1	1		Upphängning	Mountings			SE SIDA 14, 2-A15	1880
	37	1	1	–	–		Hastighetsmätardrev	Speedometer gear			SE SIDA 14, 2-A15	1900

13. Det nummer 1140 eller 1310 som anges i texten avser medbringarens storlek. Mått: Se bilden. Stödlagret följer storlekstyperna 1140 och 1310. Parts numbers 1140 or 1310, given in the text, pertain to the size of the companion flange. Measurements: See the illustration. The centre bearing is dependant on sizes 1140 and 1310. Les numéros de référence 1140 ou 1310 mentionnés dans le texte représentent la grandeur du flasque. Cote: Voir figure. Le palier d'appui suit les types de grandeur 1140 et 1310. Die im Text angegebenem Nummern 1140 bzw. 1310 beziehen sich auf die Antrieblanschgrösse. Bez. der Masse, s. Abbild ung. Das stütslager folgt den Grössten typen 1140 und 1310. El número de detalle 1140 o 1310, que señalamos en el texto, corresponde al tamaño de la brida. Media: Ver figura. El cojinete de apoyo sigue a los tripos de tamaño 1140 y 1310.

33. Ej standardutrustning. Optional extra. N'est pas equipment standard. Nicht seriemässig. No forma parti del equipo standard.

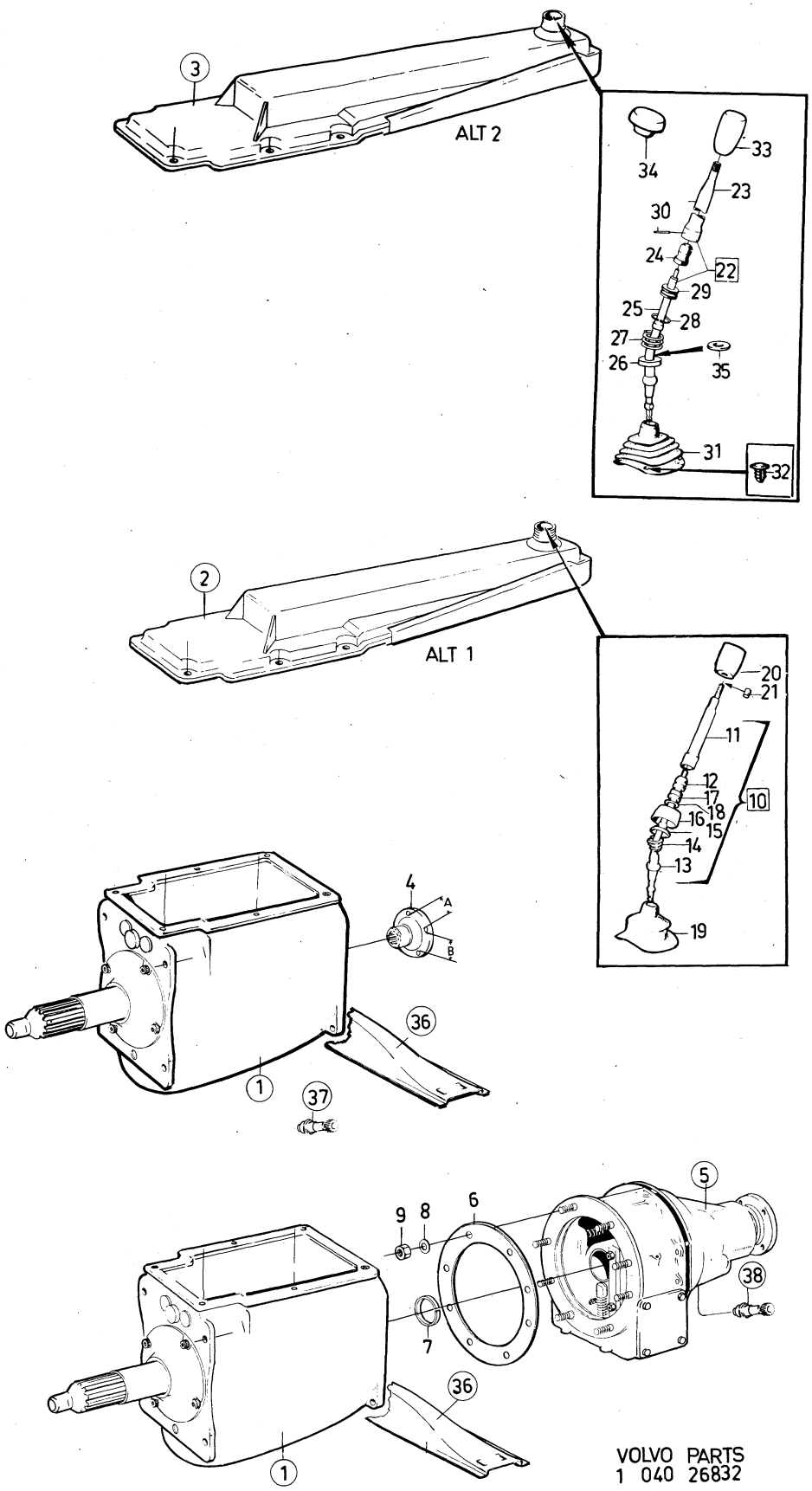

VOLVO PARTS
1 040 26832

Sida Page	Grupp Group	Växellåda	Gearbox	Illustration	0150
12	4	M40, M41	M40, M41	26832 1980–04	

Pos. Fig.	Antal/Quantity M40 ALT1	M40 ALT2	M41 ALT1	M41 ALT2	Artikel nr Part No	Benämning	Description	Sats Kit	B P S R	Anmärkning Notes	
38	–	–	1	1		Hastighetsmätardrev	Speedometer gear			SE SIDA 28, 2-B05	1920
	1	1	1	1		Packningssats	Gasket kit			SE SIDA 14, 2-A15	1940

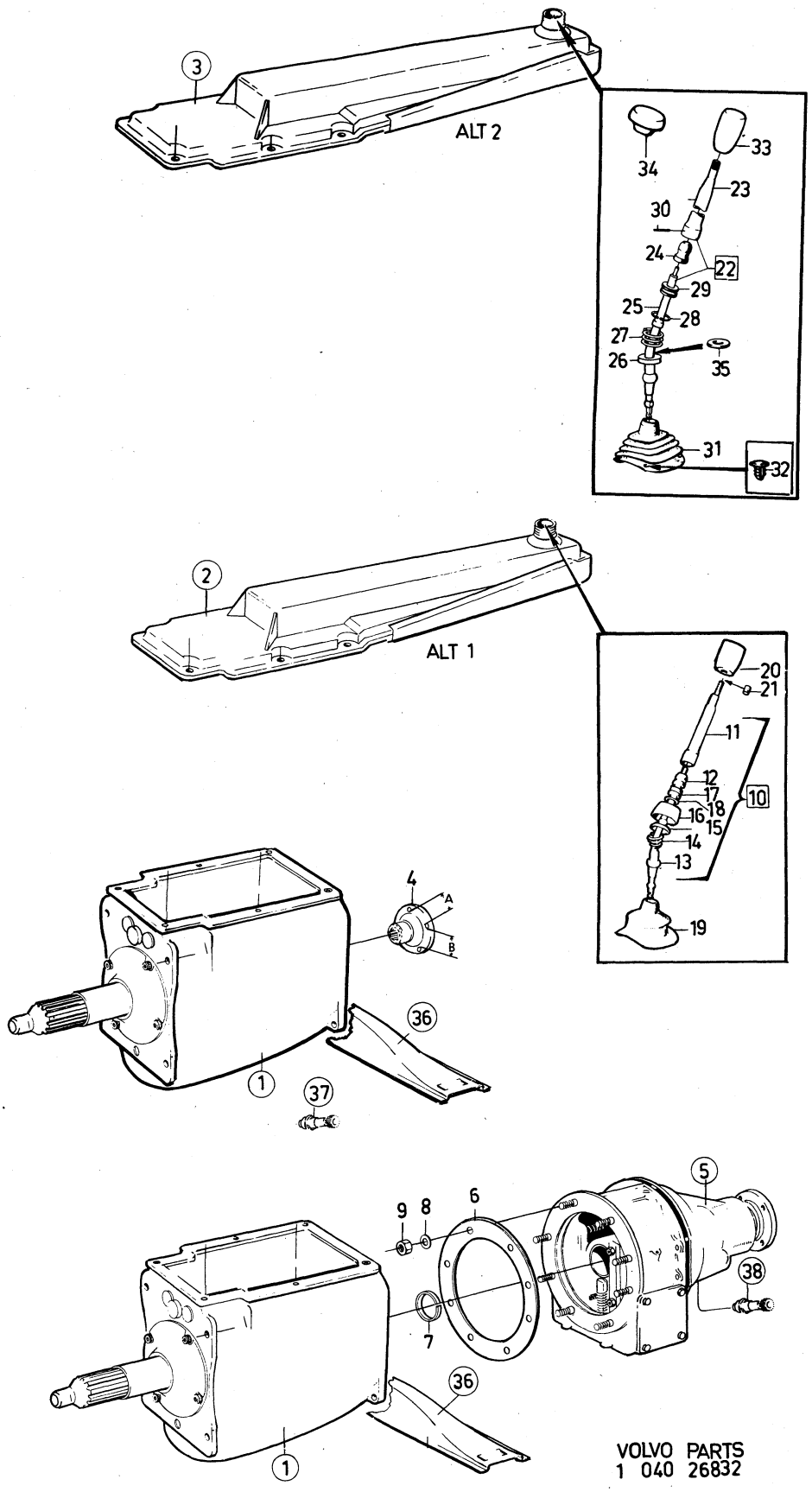

VOLVO PARTS
1 040 26832

Sida Page	Grupp Group												
14	4	Växellåda, M40, M41								Gearbox, M40, M41			Illustration 0250
		Upphängning								Mountings			10903
		Hastighetsmätardrev								Speedometer gear			1980–04
Pos. Fig.	Antal/Quantity M40	M41			Artikel nr Part No	Benämning				Description	Sats Kit	B P S R	Anmärkning Notes	
1	4	4	–	–	956601-9	Skruv				Screw				1010
2	4	4	–	–	940147-2	Låsbricka				Lock washer				1020
3	1	–	–	–	675898-1	Balk				Member				1030
4	–	1	–	–	675899-9	Balk				Member				1040
5	4	4	–	–	944209-6	Flänsskruv				Flange screw			(955534) SEN.UTF.	1050
6	4	4	–	–	940108-4	Fjäderbricka				Spring washer			TID UTF	1060
7	4	4	–	–	940097-9	Bricka				Washer			TID UTF	1070
8	1	1	–	–	676274-4	Konsol				Bracket				1080
9	2	2	–	–	955534-3	Skruv				Screw				1090
10	2	2	–	–	942336-9	Fjädrande bricka				Resilient washer				1100
11	1	–	–	–	662711-1	Gummikudde				Rubber cushion				1[illegible]
x 12	–	1	–	–	1221965-5	Gummikudde				Rubber cushion				1120
13	2	2	–	–	950365-7	Mutter				Nut				1130
14	1	–	–	–	380164-4	Hastighetsmätardrev				Speedometer gear			16 KUGGAR/TEETH	1140
													BXL UTV 4.10/1	1150
	1	–	–	–	380166-9	Hastighetsmätardrev				Speedometer gear			17 KUGGAR/TEETH	1155
													BXL UTV 4.30/1	1[illegible]
	1	–	–	–	380861-5	Hastighetsmätardrev				Speedometer gear			15 KUGGAR/TEETH	11[illegible]
													BXL UTV 3.91/1	1170
	–	1	–	–		Hastighetsmätardrev				Speedometer gear			SE SIDA 26, 2-B03	1180
15	1	–	–	–	380435-8	Lagerhylsa				Bearing cage				1190
16	1	–	–	–	191117-1	Tätningsring				Seal ring	S			1200
17	1	–	–	–	191690-7	Skruv				Screw				1210
18	1	–	–	–	11992-5	Packning				Packing				1220
19	–	1	–	–	662292-2	Strömbrytare,överväxel				Switch, overdrive				1230
20	–	1	–	–	11996-6	Packning				Packing				1240
	1	–	–	–	275488-5	Packningssats				Gasket kit				1250
	–	1	–	–	275416-6	Packningssats				Gasket kit				1260

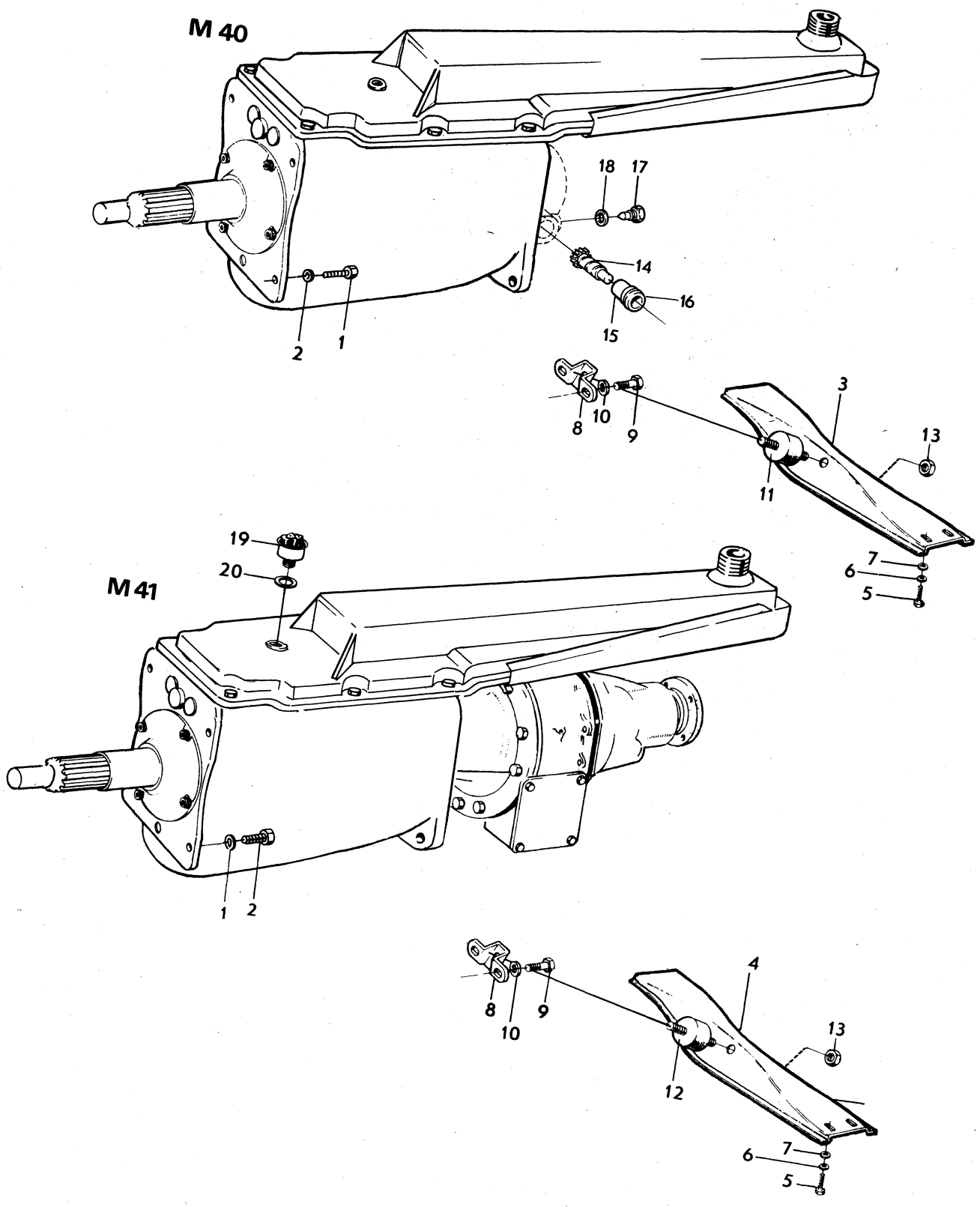

VOLVO PARTS
1 040 10903

Sida Page	Grupp Group	Växellåda M40, gv 254741, 254776, 1208005	Gearbox M40, gv 254741, 254776, 1208005	Illustration 13440 1980–04	0300
16	4				

Pos. Fig.	Antal/Quantity 254 741	254 776	1208 005		Artikel nr Part No	Benämning	Description	Sats Kit	B P S R	Anmärkning Notes	
1	1	–	–	–	254741-2	Växellåda	Gearbox		6	ERS AV 1ST 1208005–7,	1010
										1ST 380449–9.	1011
	–	1	–	–	254776-8	Växellåda	Gearbox		6	ERS AV 1ST 1208005–7,	1020
										1ST 380449–9.	1021
x	–	–	1	–	1208005-7	Växellåda	Gearbox		5		1025
2	1	–	–	–	380926-6	.Hus	.Housing			ERS AV 1ST 380998–5,	1030
										1ST 380877–1,	1031
										1ST 380878–9.	1032
	–	1	1	–	380998-5	.Hus	.Housing				1040
3	1	1	1	–		..Lagertapp	..Bearing pin		8		1050
4	3	3	3	–	191496-9	..Hattplugg	..Hat plug				
5	2	2	2	–	191529-7	..Pinne	..Pin				1070
6	1	1	1	–	952358-0	.Propp	.Plug				1080
7	1	1	1	–	951901-8	.Propp	.Plug				1090
8	1	1	1	–	380915-9	.Lock	.Cover				1100
9	1	1	1	–	191685-7	.Tätningsring	.Seal ring				1110
10	1	1	1	–	380914-2	.Packning	.Gasket			(656505)	
11	3	3	3	–	192622-9	.Skruv	.Screw				1130
12	3	3	3	–	380381-4	.Gummiring	.Rubber ring				1140
13	1	–	–	–	381630-3	.Lock	.Cover		3	(380448)	1150
	–	1	1	–	381630-3	.Lock	.Cover		3		1155
14	1	1	1	–	380800-3	.Packning	.Gasket				1160
15	3	3	3	–	955534-3	.Skruv	.Screw				1170
16	1	1	1	–	941939-1	.Skruv	.Screw				1180
17	4	4	4	–	942336-9	.Fjädrande bricka	.Resilient washer				1190
18	1	1	1	–	946341-5	.Tätningsring	.Seal ring			(942350)	1200
19	1	1	1	–	380136-2	.Ingående axel	.Input shaft				1220
20	1	1	1	–	11145-0	.Kullager	.Ball bearing				1230
21	–	–	–	–		.Låsring, alt	.Circlip, alt.				1240
	1	1	1	–	190737-7	..Låsring	..Circlip			TJ 2.0 MM	1250
	1	1	1	–	190814-4	..Låsring	..Circlip			TJ 2.1 MM	1260
	1	1	1	–	190815-1	..Låsring	..Circlip			TJ 2.2 MM	1270
	1	1	1	–	191105-6	..Låsring	..Circlip		8	TJ 2.3 MM	1280
22	1	1	1	–	380894-6	.Kugghjul	.Gear				1290
23	42	42	42	–	183498-5	.Rulle	.Roller				1300
24	4	4	4	–	380809-4	.Distansring	.Spacer ring				1310
25	1	1	1	–	380813-6	.Tryckbricka	.Thrust washer				1320
26	1	1	1	–	380810-2	.Tryckbricka	.Thrust washer				1
27	1	1	1	–	380808-6	.Axel	.Shaft				1340
28	1	–	–	–	380811-0	.Backdrev	.Reverse gear				1350
	–	1	1	–	380877-1	.Backdrev	.Reverse gear				1360
29	1	–	–	–	380615-5	.Axel	.Shaft				1370
	–	1	1	–	380878-9	.Axel	.Shaft				1380
30	1	1	1	–	380447-3	.Huvudaxel	.Main shaft				1
31	14	14	14	–	181120-7	.Rulle	.Roller				1400
32	1	1	1	–	11024-7	.Kullager	.Ball bearing				1410
33	–	–	–	–		.Låsring, alt	.Circlip, alt.				1420
	1	1	1	–	914537-6	..Låsring	..Circlip			TJ 2.5 MM	1430
	1	1	1	–	942339-3	..Låsring	..Circlip			TJ 2.6 MM	1440
	1	1	1	–	942340-1	..Låsring	..Circlip			TJ 2.7 MM	1450
34	1	1	1	–	380175-0	.Distansring	.Spacer ring				1460
x 35	1	1	1	–	380835-9	.Synkroniseringsnav	.Syncronizing hub			(380138)	1470
36	3	3	3	–	656514-7	.Medbringare	.Locating key				1480
37	2	2	2	–	86713-5	.Fjäderring	.Clamping ring				1490
38	1	1	1	–	656518-8	.Kopplingshylsa	.Engaging sleeve				1500
39	1	1	1	–	656138-5	.Synkroniseringskona	.Syncronizing cone				1510
40	1	1	1	–	380921-7	.Synkroniseringskona	.Syncronizing cone				1515
41	–	–	–	–		.Låsring, alt	.Circlip,alt.				1520
	1	1	1	–	191497-7	..Låsring	..Circlip			TJ 2.0 MM	1530
	1	1	1	–	191498-5	..Låsring	..Circlip			TJ 2.1 MM	1540
	1	1	1	–	191499-3	..Låsring	..Circlip			TJ 2.2 MM	1550
42	1	1	1	–	380619-7	.Kugghjul, 3–an	.Gear, 3rd				1560
43	2	2	2	–	380143-8	.Distansring	.Spacer ring				1570

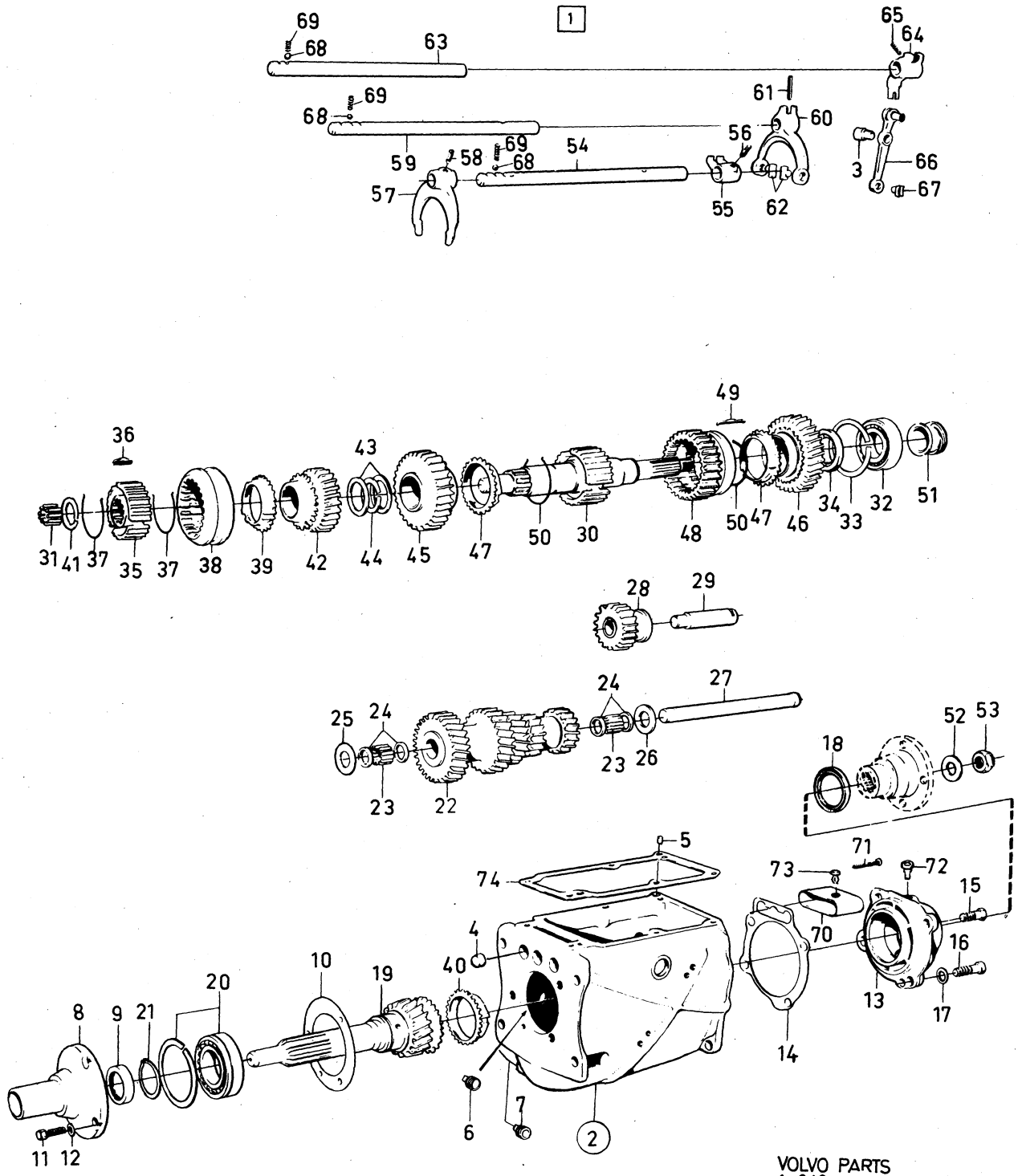

VOLVO PARTS
1 040 13440
(13839)

Sida Page	Grupp Group	Växellåda M40, gv	Gearbox M40, gv	Illustration	0300
18	4	254741, 254776, 1208005	254741, 254776, 1208005	13440 1980–04	

	Pos. Fig.	Antal/Quantity 254 741	254 776	1208 005		Artikel nr Part No	Benämning	Description	Sats Kit	B P S R	Anmärkning Notes	
	44	–	–	–	–		.Låsring, alt	.Circlip, alt.				2010
		1	1	1	–	191493-6	..Låsring	..Circlip			TJ 2.55 MM	2020
		1	1	1	–	191494-4	..Låsring	..Circlip			TJ 2.65 MM	2030
		1	1	1	–	191495-1	..Låsring	..Circlip			TJ 2.75 MM	2040
	45	1	1	1	–	380174-3	.Kugghjul, 2–an	.Gear,2–nd				2050
	46	1	1	1	–	380895-3	.Kugghjul, 1–an	.Gear,1–st				2060
	47	2	2	2	–	656138-5	.Synkroniseringskona	.Syncronizing cone				2070
	48	1	1	1	–	380142-0	.Kopplingshylsa	.Engaging sleeve				2080
	49	3	3	3	–	380141-2	.Medbringare	.Locating key				2090
	50	2	2	2	–	86713-5	.Fjäderring	.Clamping ring				2100
	51	1	1	–	–	380449-9	.Hastighetsmätardrev	.Speedometer gear				2[illegible]
x		–	–	1	–	381601-4	.Hastighetsmätardrev	.Speedometer gear		3		2[illegible]
	52	1	1	1	–	80513-5	.Bricka	.Washer				2120
	53	1	1	1	–	88726-5	.Mutter	.Nut				2130
	54	1	1	1	–	380240-2	.Skiftaxel, 3–an, 4–an	.Shift rail,1–st,2–nd				2140
	55	1	1	1	–	380133-9	.Medbringare	.Dog				2150
	56	1	1	1	–	656553-5	.Låsskruv	.Lock screw				2[illegible]
	57	1	1	1	–	656537-8	.Skiftgaffel	.Shift fork				2[illegible]
	58	1	1	1	–	656553-5	.Låsskruv	.Lock screw				2180
	59	1	1	1	–	380131-3	.Skiftaxel, 3–an, 4–an	.Shift rail, 1–st, 2–nd				2190
	60	1	1	1	–	380132-1	.Skiftgaffel	.Shift fork				2200
	61	1	1	1	–	951965-3	.Spännstift	.Tensioner pin				2210
	62	2	2	2	–	656549-3	.Medbringartapp	.Flange pin				2220
	63	1	1	1	–	380231-1	.Skiftaxel, back	.Shift rail,reverse				2230
	64	1	1	1	–	380134-7	.Skiftgaffel	.Shift fork				2240
	65	1	1	1	–	656553-5	.Låsskruv	.Lock screw				2250
	66	1	1	1	–	380622-1	.Hävarm	.Lever				2260
	67	1	1	1	–	656549-3	.Medbringartapp	.Flange pin				2270
	68	3	3	3	–	67089-3	.Kula	.Ball				2280
	69	3	3	3	–	381182-5	.Fjäder	.Spring				2290
	70	1	1	1	–	380135-4	.Skyddskåpa	.Casing				2300
	71	2	2	2	–	950256-8	.Skruv	.Screw				2310
	72	1	1	–	–	380211-3	.Luftningsnippel	.Air venting nipple			TID.UTF.	2320
	73	–	1	–	–	381625-3	.Plastpropp	.Plastic plug		3	SEN.UTF	2330
	74	1	1	1	–	381107-2	.Packning, kork	.Gasket, cork				2340
		1	1	–	–	381682-4	Packning, gummi	Gasket, rubber		2	33)	2350
		–	–	–	–		Packningssats	Gasket kit			SE SIDA 14, 2-A15	2360

33. Ej standardutrustning. Optional extra. N'est pas equipment standard. Nicht seriemässig. No forma parti del equipo standard.

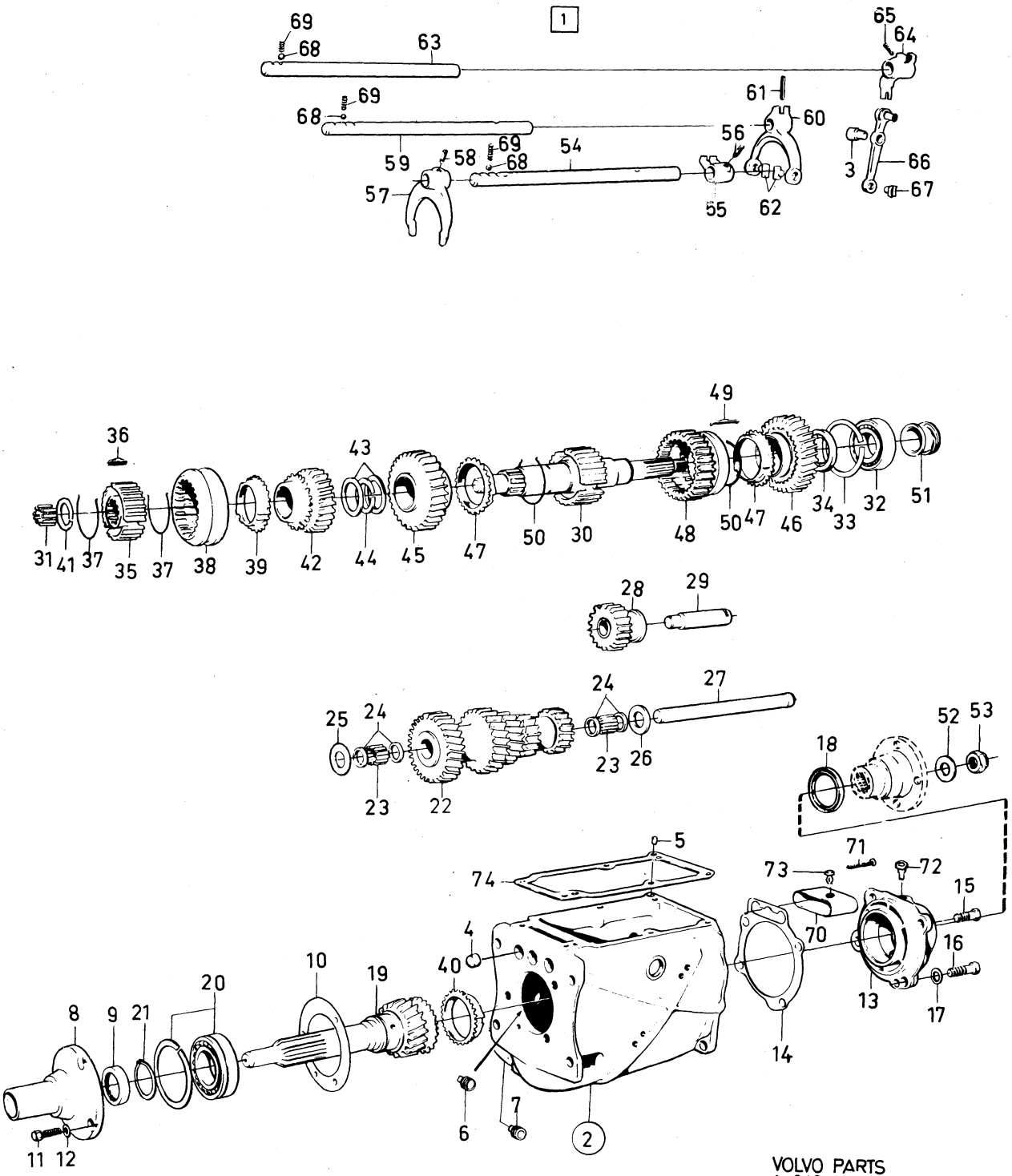

VOLVO PARTS
1 040 13440
(13839)

Sida Page	Grupp Group	Växellåda M41	Gearbox M41	Illustration 13441 1980–04	0350
20	4				

Pos. Fig.	Antal/Quantity 254 742	254 777			Artikel nr Part No	Benämning	Description	Sats Kit	B P S R	Anmärkning Notes	
1	1	–	–	–	254742-0	Växellåda	Gearbox			ERS AV 1ST 254777–6.	1010
	–	1	–	–	254777-6	Växellåda	Gearbox				1020
2	1	–	–	–	380805-2	.Hus	.Housing		8	ERS AV 1 ST 380999–3,	1030
										1 ST 380877–1,	1033
										1 ST 380878–9.	1035
	–	1	–	–	380999-3	.Hus	.Housing				1040
3	1	1	–	–	656517-0	..Lagertapp	..Bearing pin				1050
4	3	3	–	–	191496-9	..Hattplugg	..Hat plug				1060
5	2	2	–	–	191529-7	..Pinne	..Pin				1070
6	1	1	–	–	952358-0	.Propp	.Plug				1080
7	1	1	–	–	951901-8	.Propp	.Plug				1[illegible]
8	1	–	–	–	380915-9	.Lock	.Cover				1[illegible]
	–	1	–	–	380190-9	.Lock	.Cover				1105
9	1	1	–	–	191685-7	.Tätningsring	.Seal ring				1110
10	1	1	–	–	380914-2	.Packning	.Gasket			(656505)	1120
11	3	3	–	–	192622-9	.Skruv	.Screw				1130
12	3	3	–	–	380381-4	.Gummiring	.Rubber ring				11[illegible]
13	1	1	–	–	380445-7	.Lock	.Cover				1[illegible]
14	1	1	–	–	380800-3	.Packning	.Gasket				1160
15	1	–	–	–	381631-1	.Mellanfläns	.Spacer flange		3	(380570)	1170
	–	1	–	–	381631-1	.Mellanfläns	.Spacer flange		3		1175
16	1	1	–	–	380446-5	.Packning	.Gasket				1180
17	4	4	–	–	955535-0	.Skruv	.Screw				1200
18	1	1	–	–	380379-8	.Låsbricka	.Lock washer			A 55,2	1210
	1	1	–	–	380380-6	.Låsbricka	.Lock washer			A 68,7	1220
19	1	1	–	–	380136-2	.Ingående axel	.Input shaft				1230
20	1	1	–	–	11145-0	.Kullager	.Ball bearing				1240
21	–	–	–	–		.Låsring, alt	.Circlip, alt.				1250
	1	1	–	–	190737-7	..Låsring	..Circlip			TJ 2.0 MM	1260
	1	1	–	–	190814-4	..Låsring	..Circlip			TJ 2.1 MM	1270
	1	1	–	–	190815-1	..Låsring	..Circlip			TJ 2.2 MM	1280
	1	1	–	–	191105-6	..Låsring	..Circlip		8	TJ 2.3 MM	1290
22	1	1	–	–	380894-6	.Kugghjul	.Gear				1300
23	42	42	–	–	183498-5	.Rulle	.Roller				1310
24	4	4	–	–	380809-4	.Distansring	.Spacer ring				1320
25	1	1	–	–	380813-6	.Tryckbricka, främre	.Thrust washer,front			D 38	1330
26	1	1	–	–	380810-2	.Tryckbricka, bakre	.Thrust washer,rear			D 34	1340
27	1	1	–	–	380808-6	.Axel	.Shaft				13[illegible]
28	1	–	–	–	380811-0	.Backdrev	.Reverse gear				13[illegible]
	–	1	–	–	380877-1	.Backdrev	.Reverse gear				1370
29	1	–	–	–	380615-5	.Axel	.Shaft				1380
	–	1	–	–	380878-9	.Axel	.Shaft				1390
30	1	1	–	–	380571-0	.Huvudaxel	.Main shaft				1400
31	14	14	–	–	181120-7	.Rulle	.Roller				141[illegible]
32	1	1	–	–	11024-7	.Kullager	.Ball bearing				14[illegible]
33	1	1	–	–	380175-0	.Distansring	.Spacer ring				1430
34	–	–	–	–		.Låsring, alt	.Circlip, alt				1440
	1	1	–	–	914537-6	..Låsring	..Circlip			TJ 2.5 MM	1450
	1	1	–	–	942339-3	..Låsring	..Circlip			TJ 2.6 MM	1460
	1	1	–	–	942340-1	..Låsring	..Circlip			TJ 2.7 MM	1470
35	–	–	–	–		.Låsring, alt	.Circlip, alt.				1480
	1	1	–	–	190684-1	..Låsring	..Circlip			TJ 2.00 MM	1490
	1	1	–	–	190685-8	..Låsring	..Circlip			TJ 2.10 MM	1500
	1	1	–	–	190686-6	..Låsring	..Circlip			TJ 2.15 MM	1510
	1	1	–	–	190687-4	..Låsring	..Circlip			TJ 2.25 MM	1520
	1	1	–	–	190688-2	..Låsring	..Circlip		8	TJ 2.30 MM	1530
x 36	1	1	–	–	380835-9	.Synkroniseringsnav	.Syncronizing hub			(380138)	1540
37	3	3	–	–	656514-7	.Medbringare	.Locating key				1550
38	2	2	–	–	86713-5	.Fjäderring	.Clamping ring				1560
39	1	1	–	–	656518-8	.Kopplingshylsa	.Engaging sleeve				2010
40	2	2	–	–	656138-5	.Synkroniseringskona	.Syncronizing cone				2020
41	1	1	–	–	380921-7	.Synkroniseringskona	.Syncronizing cone				2025

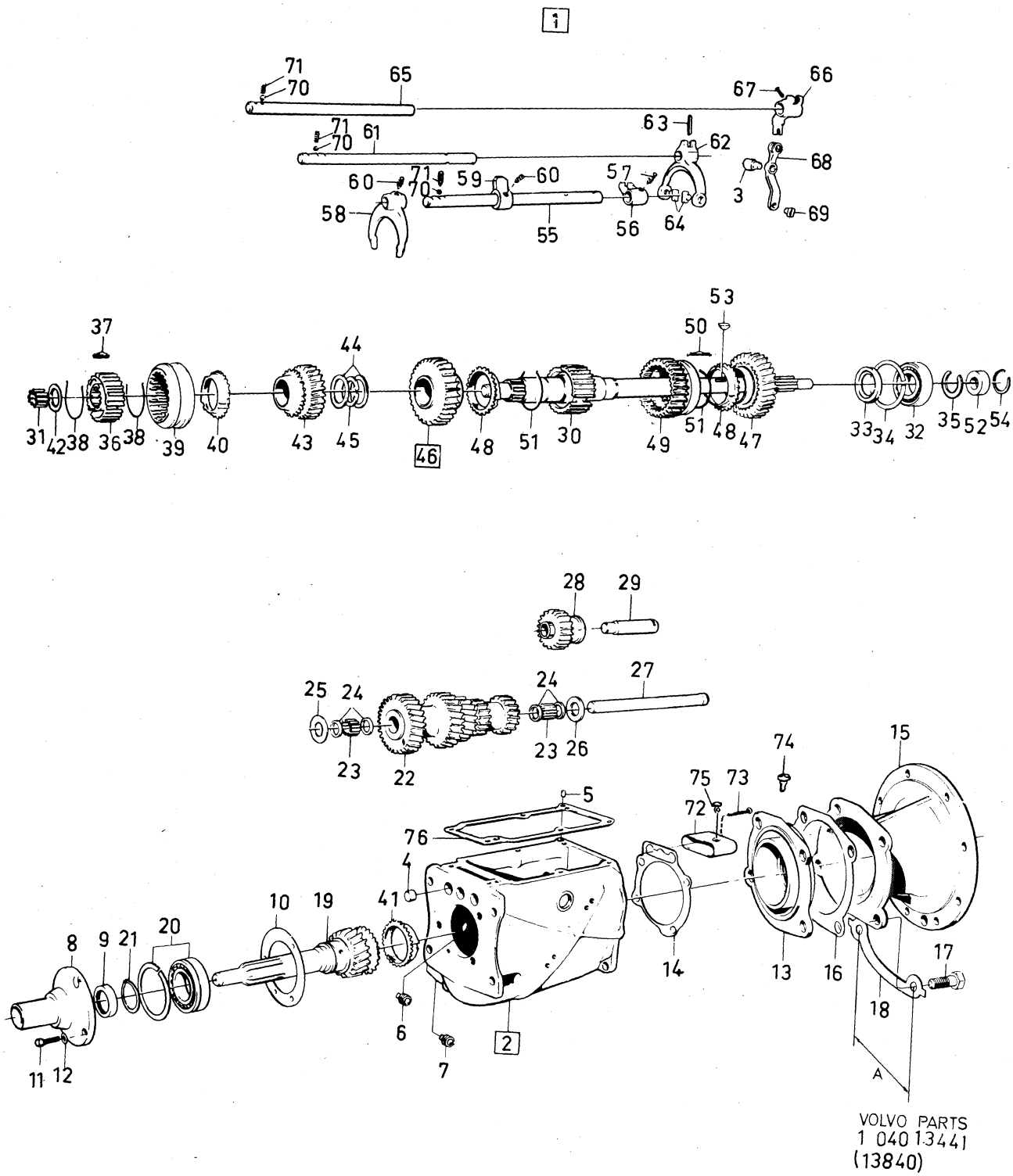

VOLVO PARTS
1 040 13441
(13840)

Sida Page	Grupp Group	Växellåda	Gearbox	Illustration	0350
22	4	M41	M41	13441 1980–04	

Pos. Fig.	Antal/Quantity 254 742	254 777			Artikel nr Part No	Benämning	Description	Sats Kit	B P S R	Anmärkning Notes	
42	–	–	–	–		.Låsring, alt	.Circlip alt.				2030
	1	1	–	–	191497-7	..Låsring	..Circlip			TJ 2.0 MM	2040
	1	1	–	–	191498-5	..Låsring	..Circlip			TJ 2.1 MM	2050
	1	1	–	–	191499-3	..Låsring	..Circlip			TJ 2.2 MM	2060
43	1	1	–	–	380619-7	.Kugghjul,3–an	.Gear 3–rd				2070
44	2	2	–	–	380143-8	.Distansring	.Spacer ring				2080
45	–	–	–	–		.Låsring, alt	.Circlip alt.				2090
	1	1	–	–	191493-6	..Låsring	..Circlip			TJ 2.55 MM	2100
	–	–	–	–	191494-4	..Låsring	..Circlip			TJ 2.65 MM	2110
	–	–	–	–	191495-1	..Låsring	..Circlip			TJ 2.75 MM	2120
46	1	1	–	–	380174-3	.Kugghjul,2–an	.Gear 2–nd				21[illegible]
47	1	1	–	–	380895-3	.Kugghjul,1–an	.Gear 1–st				21[illegible]
48	2	2	–	–	656138-5	.Synkroniseringskona	.Syncronizing cone				2150
49	1	1	–	–	380142-0	.Kopplingshylsa	.Engaging sleeve				2160
50	3	3	–	–	380141-2	.Medbringare	.Locating key				2170
51	2	2	–	–	86713-5	.Fjäderring	.Clamping ring				2180
52	1	1	–	–	380652-8	.Kam	.Cam				21[illegible]
53	1	1	–	–	191882-0	.Kil	.Key				22[illegible]
54	1	1	–	–	380653-6	.Låsring	.Circlip				2210
55	1	1	–	–	380240-2	.Skiftaxel,3–an,4–an	.Shift rail,3–rd,4–th				2220
56	1	1	–	–	380133-9	.Medbringare	.Dog				2230
57	1	1	–	–	656553-5	.Låsskruv	.Lock screw				2240
58	1	1	–	–	656537-8	.Skiftgaffel	.Shift fork				2250
59	1	1	–	–	380648-6	.Medbringare	.Dog				2260
60	2	2	–	–	656553-5	.Låsskruv	.Lock screw				2270
61	1	1	–	–	380131-3	.Skiftaxel,1–an,2–an	.Shift rail,1–st,2–nd				2280
62	1	1	–	–	380132-1	.Skiftgaffel	.Shift fork				2290
63	1	1	–	–	951965-3	.Spännstift	.Tensioner pin				2300
64	2	2	–	–	656549-3	.Medbringartapp	.Dog pin				2310
65	1	1	–	–	380231-1	.Skiftaxel,backväxel	.Shift rail,reverse				2320
66	1	1	–	–	380134-7	.Skiftgaffel	.Shift fork				2330
67	1	1	–	–	656553-5	.Låsskruv	.Lock screw				2340
68	1	1	–	–	380622-1	.Hävarm	.Lever				2350
69	1	1	–	–	656549-3	.Medbringartapp	.Dog pin				2360
70	3	3	–	–	67089-3	.Kula	.Ball				2370
71	3	3	–	–	381182-5	.Fjäder	.Spring				2380
72	1	1	–	–	380135-4	.Skyddskåpa	.Casing				2390
73	2	2	–	–	950256-8	.Skruv	.Screw				24[illegible]
74	1	1	–	–	380211-3	.Luftningsnippel	.Air venting nipple			TID.UTF.	24[illegible]
75	–	1	–	–	381625-3	.Plastpropp	.Plastic plug		3	SEN.UTF.	2420
76	1	1	–	–	381107-2	.Packning, kork	.Gasket, cork				2430
	1	1	–	–	381682-4	Packning, gummi	Gasket, rubber		2	33)	2440
	–	–	–	–		Packningssats	Gasket kit			SE SIDA 14, 2-A15	2450

33. Ej standardutrustning. Optional extra. N'est pas equipment standard. Nicht seriemässig. No forma parti del equipo standard.

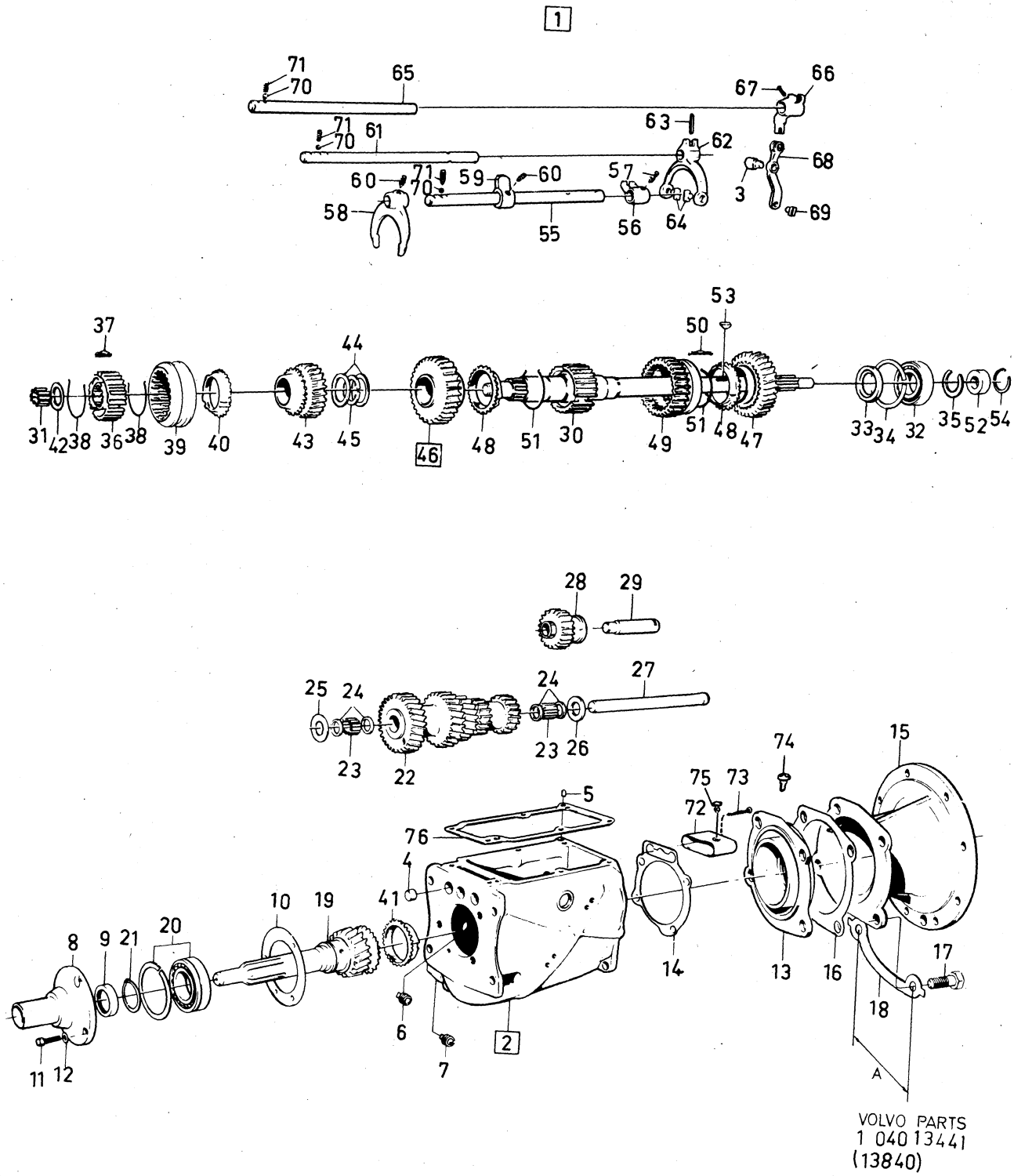

VOLVO PARTS
1 040 13441
(13840)

Sida Page	Grupp Group	Växellådslock	Gearbox cover	Illustration	0400
		M40, M41	M40, M41	13439	
24	4			1980–04	

Pos. Fig.	Antal/Quantity 254 723	254 769			Artikel nr Part No	Benämning	Description	Sats Kit	B P S R	Anmärkning Notes	
	1	–	–	–	254723-0	Växellådslock, kmpl	Gearbox cover, cpl			ERS AV 1ST 254769–3,	1010
										1ST 381661–8,	1011
										1ST 381508–1.	1012
	–	1	–	–	254769-3	Växellådslock,kmpl	Gearbox cover,cpl				1020
1	1	–	–	–		.Lock	.Cover		8		1030
1a	–	1	–	–		.Lock	.Cover		8		1040
2	1	1	–	–		.Bussning	.Bushing				1050
3	1	1	–	–	381164-3	.Bussning	.Bushing				1060
4	1	1	–	–	943644-5	.O–ring	.O–ring				1070
5	1	1	–	–	191900-0	.Propp	.Plug				1080
6	1	1	–	–	11996-6	.Packning	.Packing				1[illegible]
7	1	1	–	–	381605-5	.Växelförare	.Gear selector			(381170,381460)	1100
8	1	1	–	–	381252-6	.Tapp	.Pin				1110
9	1	1	–	–	951671-7	.Låsring	.Circlip				1120
10	1	1	–	–	31449-2	.Kula	.Ball				1130
11	1	1	–	–	380352-5	.Fjäder	.Spring				1140
12	1	1	–	–	381169-2	.Skyddskåpa	.Casing				1[illegible]
13	1	1	–	–	381150-2	.Hylsa	.Sleeve				1160
14	1	1	–	–	181329-4	.Kula	.Ball				1170
15	1	1	–	–	381178-3	.Fjäder	.Spring				1180
16	1	1	–	–	656547-7	.Överfall	.Cap				1190
17	2	2	–	–	952517-1	.Nit	.Rivet				1200
18	1	1	–	–	656542-8	.Spärrplatta	.Interlock plate				1210
19	2	2	–	–	18696-5	.Bricka	.Washer				1220
20	2	2	–	–	951669-1	.Låsring	.Circlip				1230
21	1	1	–	–	380232-9	.Fjäder	.Spring				1240
22	1	1	–	–	381251-8	.Elkontakt, 3–stift	.Adapter, 3–pin				1250
23	6	6	–	–	940135-7	Skruv	Screw				1260
24	6	6	–	–	190819-3	Fjäderbricka	Spring washer				1270

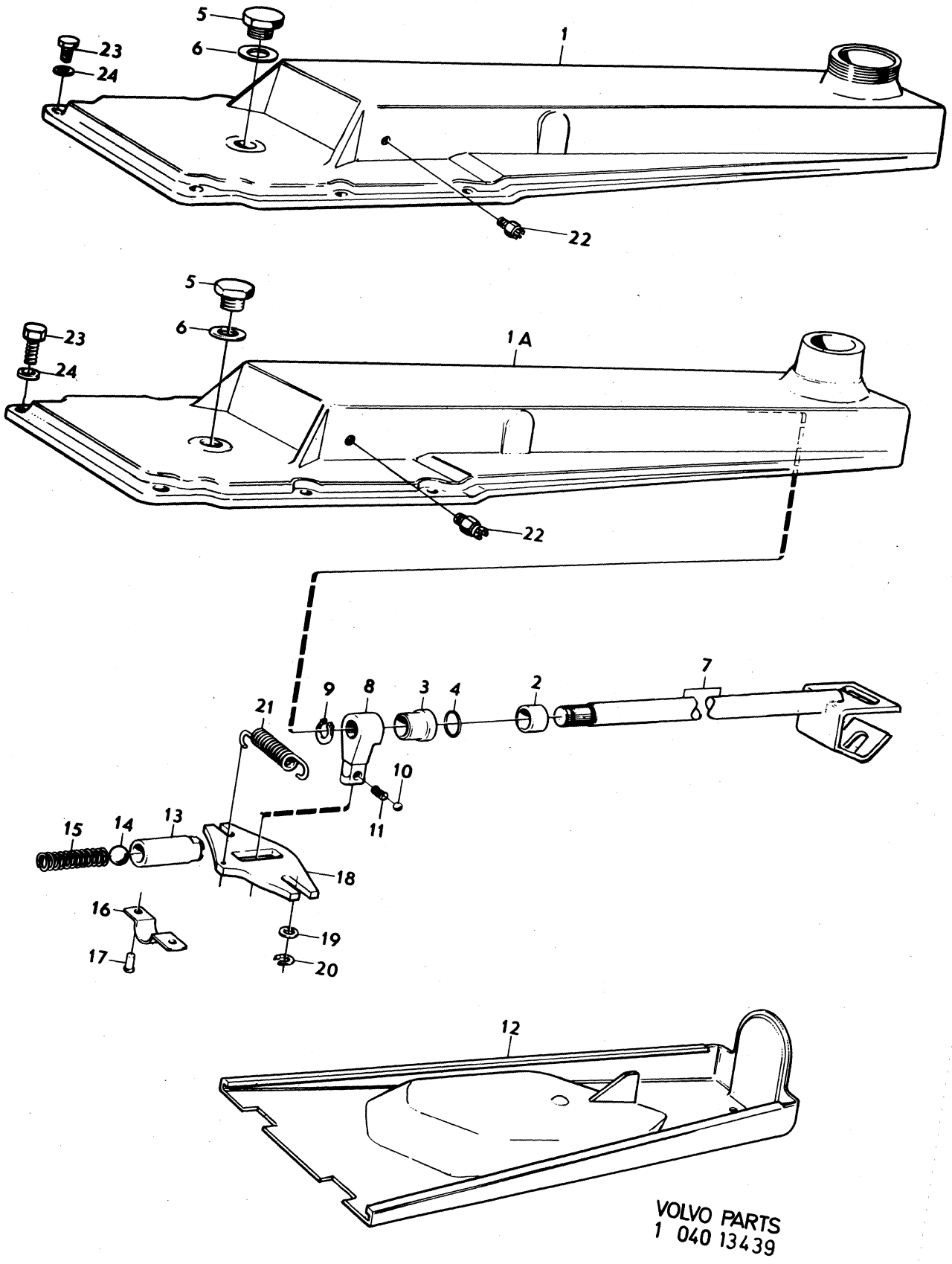
5
6
23
24
1
22
5
6
23
24
1 A
22
7
9
8
3
4
2
21
10
11
15
14
13
18
16
17
19
20
12
VOLVO PARTS
1 040 13439

Sida Page	Grupp Group	Växellåda	Gearbox	Illustration	0450
		Överväxel	Overdrive	26843	
26	4			1980–04	

Pos. Fig.	Antal/Quantity 254 561	254 601			Artikel nr Part No	Benämning	Description	Sats Kit	B P S R	Anmärkning Notes	
1	1	–	–	–	254561-4	Överväxel	Overdrive			MÄRKT 115602.	0020
										ERS AV 1ST 1208109–7,	0040
										1ST 380685–8.	0060
	–	1	–	–	254601-8	Överväxel	Overdrive		6	MÄRKT 115614	0080
										ERS AV 1ST 1208191–5,	0100
										1ST 380686–6.	0120
2	1	1	–	–	273133-9	.Hus	.Housing				0140
3	2	2	–	–	380776-5	..Pinnskruv	..Stud			L 32,5	0160
	6	6	–	–	380777-3	..Pinnskruv	..Stud			L 36,5	0180
4	4	4	–	–	380671-8	..Pinnskruv	..Stud			L 65,9	0200
	2	2	–	–	380670-0	..Pinnskruv	..Stud			L 80,2	0[illegible]
5	1	1	–	–	380725-2	.Hylsa	.Sleeve				0240
6	1	1	–	–	380766-6	..O–ring	..O–ring				0260
7	1	1	–	–	380721-1	.Kolv	.Piston				0280
8	1	1	–	–		..Slid	..Slide		8		0300
9	1	1	–	–		..Tapp	..Pin		8		0320
10	1	1	–	–	273134-7	.Säte	.Seat				0[illegible]
11	1	1	–	–		..Fjäder	..Spring		8		0[illegible]
12	1	1	–	–	190611-4	..Kula	..Ball				0380
13	1	1	–	–	380726-0	.Propp	.Plug				0400
14	1	1	–	–	380767-4	..O–ring	..O–ring				0420
15	1	1	–	–	273135-4	.Säte	.Seat				0440
16	1	1	–	–	380769-0	..O–ring	..O–ring				0460
17	1	1	–	–	380768-2	..O–ring	..O–ring				0480
18	1	1	–	–	380747-6	.Hylsa	.Sleeve				0500
19	1	1	–	–	380768-2	..O–ring	..O–ring				0520
20	1	1	–	–	380779-9	.Kolv	.Piston			MÄRKT 115602 NR–18761	0540
										MÄRKT 115614 NR–25123	0560
										ERS AV 1ST 1232515–5	0580
	1	1	–	–	380935-7	.Kolv	.Piston			MÄRKT 115602 NR 18762–	0600
										MÄRKT 115614 NR 25124–	0620
										ERS AV 1ST 1232513–0	0640
21	1	1	–	–		..Fjädersäte	..Spring seat		8		0660
22	1	1	–	–		..Styrhylsa	..Guide sleeve		8		0680
23	1	1	–	–		..Skruv	..Screw		8		0700
24	1	1	–	–		..Fjäder	..Spring		8		0720
25	1	1	–	–		..Fjäder	..Spring		8		0740
26	1	1	–	–		..Bricka	..Washer		8		0[illegible]
27	1	1	–	–	380862-3	.Kolv	.Piston		5	(380778)	0[illegible]
28	1	1	–	–		..Styrhylsa	..Guide sleeve		8		0800
29	1	1	–	–		..Skruv	..Screw		8		0820
30	1	1	–	–		..Fjädersäte	..Spring seat		8		0840
31	1	1	–	–		..Fjäder	..Spring		8		0860
32	1	1	–	–		..Mutter	..Nut		8		0[illegible]
33	1	1	–	–		..Fjäder	..Spring		8		0[illegible]
34	1	1	–	–	380748-4	.Propp	.Plug				0920
35	1	1	–	–	380770-8	..O–ring	..O–ring				0940
36	1	1	–	–	61177-2	.Kula	.Ball				0960
37	1	1	–	–	380750-0	.Fjäder	.Spring				0980
38	1	1	–	–	380749-2	.Propp	.Plug				1000
39	1	1	–	–	380729-4	.Oljefilter	.Oil filter				1020
40	1	1	–	–	380730-2	.Bricka	.Washer				1040
41	1	1	–	–	380731-0	.Propp	.Plug				1060
42	1	1	–	–	380716-1	.Oljesump	.Oil pan				1080
43	1	1	–	–		..Magnet	..Magnet		8		1100
44	1	1	–	–	380719-5	.Oljesil	.Oil strainer				1120
45	1	1	–	–	380720-3	.Packning	.Gasket				1140
46	6	6	–	–	955638-2	.Skruv	.Screw				1160
47	6	6	–	–	955920-4	.Fjäderbricka	.Spring washer				1180
x 48	1	1	–	–	1232101-4	.Solenoid	.Solenoid		3	(380771)	1200
49	2	2	–	–	380772-4	..O–ring	..O–ring				1220
50	1	1	–	–	380773-2	..Packning	..Packing				1240
51	1	1	–	–	380672-6	.Propp	.Plug				1260

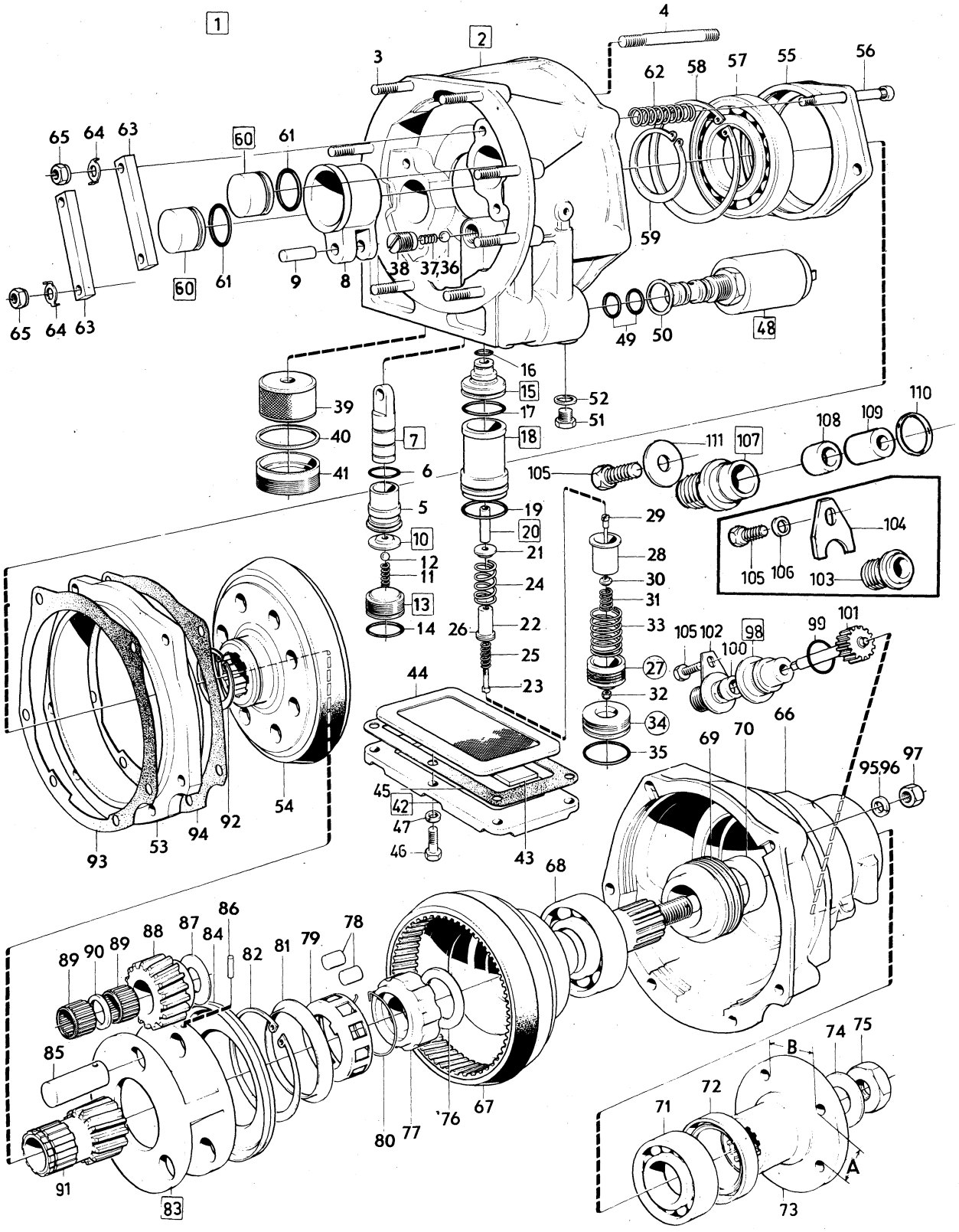

VOLVO PARTS
1 040 26843
(105:1)

Sida Page	Grupp Group	Växellåda	Gearbox	Illustration	0450
		Överväxel	Overdrive	26843	
28	4			1980–04	

	Pos. Fig.	Antal/Quantity 254 561	254 601			Artikel nr Part No	Benämning	Description	Sats Kit	B P S R	Anmärkning Notes	
	52	1	1	–	–	907132-5	.Packning	.Packing			(18665)	1280
	53	1	1	–	–	380910-0	.Bromstrumma	.Brake drum			(380675)	1300
	54	1	1	–	–	380911-8	.Kopplingslamell	.Clutch disc				1320
	55	1	1	–	–	380694-0	.Lagerhållare	.Bearing cage				1340
	56	4	4	–	–	380695-7	..Skruv	..Bolt				1360
	57	1	1	–	–	380693-2	.Kullager	.Ball bearing				1380
	58	1	1	–	–	380764-1	.Låsring	.Circlip				1400
	59	1	1	–	–	380765-8	.Låsring	.Circlip				1420
	60	2	2	–	–	380698-1	.Kolv	.Piston				1440
	61	2	2	–	–	380756-7	..O–ring	..O–ring				1460
	62	1	1	–	–	273151-1	.Fjädersats	.Spring kit				[illegible]
	63	2	2	–	–	380697-3	.Tryckplatta	.Pressure plate				[illegible]
	64	4	4	–	–	380303-8	.Låsbricka	.Lock washers		8	ERS AV 1 ST 380887–0	1520
	65	4	4	–	–	380887-0	.Mutter	.Nut			(955846)	1540
x	66	1	1	–	–	1232501-5	.Hus	.Housing		5	(380673)	1560
	67	1	1	–	–	380679-1	.Utgående axel	.Output shaft				1580
	68	1	1	–	–	181092-8	.Kullager	.Ball bearing				[illegible]
	69	1	1	–	–	380682-5	.Hastighetsmätardrev	.Speedometer gear				[illegible]
	70	1	1	–	–	380683-3	.Distanshylsa	.Spacer sleeve				1640
	71	1	1	–	–	11013-0	.Kullager	.Ball bearing				1660
x	72	1	1	–	–	1232013-1	.Tätningsring	.Seal ring		3		1680
	73	1	–	–	–	380685-8	.Medbringare 1140	.Companion flange,1140			A 36,7 B 45,4	1700
		–	1	–	–	380686-6	.Medbringare 1310	.Companion flange,1310			A 41,3 B 51,1	1720
	74	1	1	–	–	380688-2	.Bricka	.Washer				1740
	75	1	1	–	–	380687-4	.Mutter	.Nut				1760
	76	1	1	–	–	380715-3	.Tryckbricka	.Thrust washer				1780
x	77	1	1	–	–	1232378-8	.Innerring	.Bearing cone		4	(380711)	1800
	78	1	1	–	–	273152-9	.Rullsats	.Roller kit				1820
	79	1	1	–	–	380712-0	.Hållare	.Retainer				1840
	80	1	1	–	–	380257-6	.Låsring	.Circlip				1860
	81	1	1	–	–	380713-8	.Oljekastare	.Oil slinger				1880
x	82	1	1	–	–	380414-3	.Låsring	.Circlip				1900
x	83	1	1	–	–	1232235-0	.Planethjul	.Planetary gear		4	(380705)	1920
	84	1	1	–	–	380704-7	..Oljefångare	..Oil catcher				1940
	85	3	3	–	–	380709-6	..Lagertapp	..Bearing pin				1960
	86	3	3	–	–	380763-3	..Låspinne	..Lock pin				1980
x	87	3	3	–	–	1232233-5	..Tryckbricka	..Thrust washer		4	(380708)	2000
	88	3	3	–	–	380706-2	..Kugghjul	..Gear				[illegible]
	89	6	6	–	–	380707-0	..Nållager	..Needle bearing				[illegible]
	90	3	3	–	–	380710-4	..Distansbricka	..Spacer washer				2060
	91	1	1	–	–	380699-9	.Solhjul	.Sun wheel				2080
	92	1	1	–	–	380762-5	.Låsring	.Circlip				2100
	93	1	1	–	–	380674-2	.Packning	.Gasket				2120
	94	1	1	–	–	380676-7	.Packning	.Gasket				[illegible]
	95	4	4	–	–	955921-2	.Fjäderbricka	.Spring washer				[illegible]
	96	2	2	–	–	942383-1	.Bricka	.Washer				2180
	97	6	6	–	–	955847-9	.Mutter	.Nut				2200
	98	1	1	–	–	380751-8	.Lagerhylsa	.Bearing sleeve			ERS AV 1ST 1232153–5,	2220
											1ST 948602–8.	2240
	99	1	1	–	–	380757-5	..O–ring	..O–ring				2260
	100	1	1	–	–	380752-6	.Tätningsring	.Seal ring				2280
	101	1	1	–	–	380753-4	.Hastighetsmätardrev	.Speedometer gear				2300
	102	1	1	–	–	380755-9	.Fläns	.Flange		4	MÄRKT 115602,–20829	2320
											MÄRKT 115614,–26562	2340
											ERS AV 1ST 1232153–5,	2360
											1ST 948602–8.	2380
	103	1	1	–	–	381614-7	.Anslutning	.Adapter		6	MÄRKT 115602,20830–.	2400
											MÄRKT 115614,26563–.	2420
											ERS AV 1ST 1232153–5,	2440
											1ST 948602–8.	2460
	104	1	1	–	–	381615-4	.Låsplatta	.Lock plate			MÄRKT 115602, 20830–.	2480
											MÄRKT 115614,26563–.	2500
	105	1	1	–	–	955636-6	.Skruv	.Screw				2520

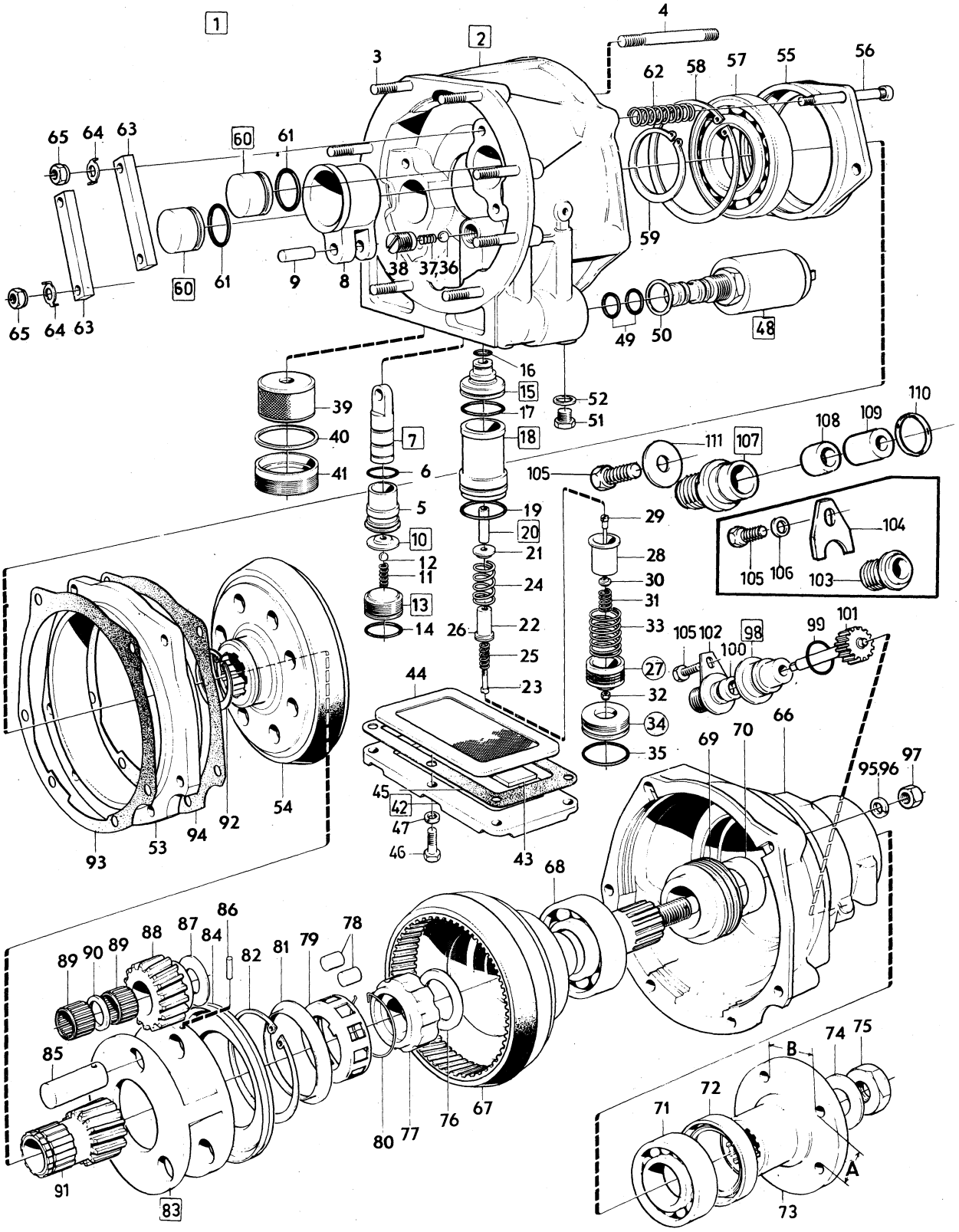

VOLVO PARTS
1 040 26843
(105:1)

Sida Page	Grupp Group	Växellåda / Överväxel	Gearbox / Overdrive	Illustration	0450
30	4			26843 1980–04	

	Pos. Fig.	Antal/Quantity 254 561	254 601			Artikel nr Part No	Benämning	Description	Sats Kit	B P S R	Anmärkning Notes	
	106	1	1	–	–	955920-4	.Låsbricka	.Lock washer			MÄRKT 115602,20830–.	2540
											MÄRKT 115614,26563–.	2560
x	107	1	1	–	–	1232153-5	.Lagerhylsa	.Bearing sleeve		3		2580
	108	1	1	–	–	380752-6	..Tätningsring	..Seal ring				2600
	109	1	1	–	–		..Bussning, stål	..Bushing, steel		8		2620
	110	1	1	–	–	380757-5	..O–ring	..O–ring				2640
x	111	1	1	–	–	948602-8	.Fästbricka	.Attaching washer		3		2660

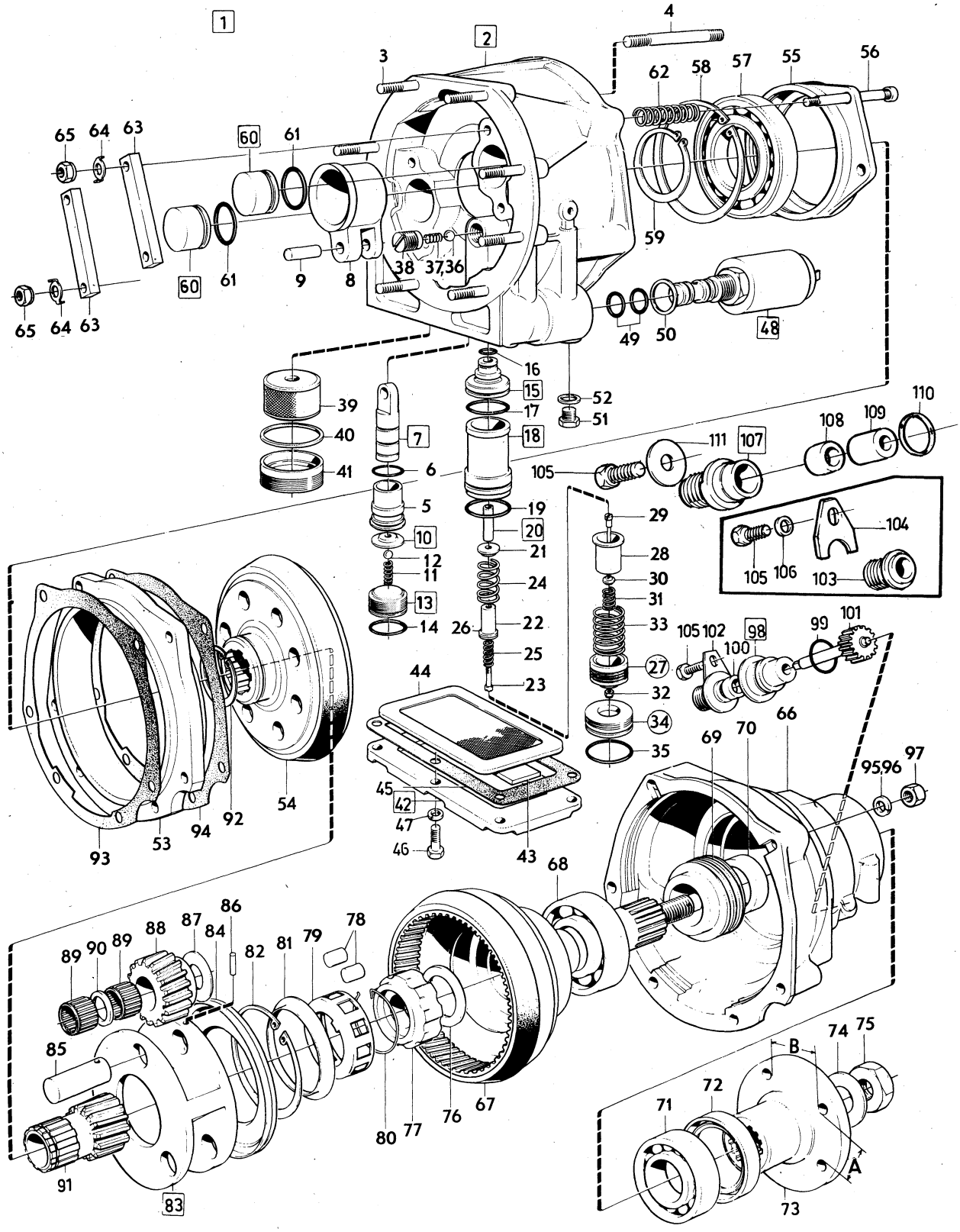

VOLVO PARTS
1 040 26843
(105:1)

Sida Page	Grupp Group	Växellåda, BW35 / Upphängning,reglage	Gearbox, BW35 / Mountings,control	Illustration
32	4			13442 1980–04

Pos. Fig.	Antal/Quantity				Artikel nr Part No	Benämning	Description	Sats Kit	B P S R	Anmärkning Notes	
1	1	–	–	–	254680-2	Växellåda	Gearbox		6	10) B20A.	0020
										MÄRKT 327.	0040
										ERS AV 1ST 254782–6,	0060
										2ST 235851–3,	0080
										1ST 381106–4,	0100
										1ST 235985–9.	0120
	1	–	–	–	254679-4	Växellåda	Gearbox			10) B20B. MÄRKT 325	0140
	1	–	–	–	254677-8	Växellåda	Gearbox		6	10, 11) B20E, B20F.	0160
										MÄRKT 321	0180
										ERS AV 1ST 254784–2,	0200
										1ST 235851–3,	0220
										1ST 381106–4,	0240
										1ST 235985–9.	0260
	1	–	–	–	254708-1	Växellåda	Gearbox		8	10, 11) MÄRKT 351	0300
										ERS AV 1ST 254760–2,	0320
										1ST 235877–8,	0340
										1ST 235985–9.	0360
	–	–	–	–		.Det se sida 38, 2-B15	.Comps page 38, 2-B15				0380
	1	–	–	–	254760-2	Växellåda	Gearbox			10, 12) B20E, B20F	0400
										MÄRKT 460	0420
	1	–	–	–	254773-5	Växellåda	Gearbox		8	10, 12) B20F.	0440
										MÄRKT 459	0460
										ERS AV 1ST 254784–2,	0480
										2ST 235851–3,	0500
										1ST 381106–4.	0520
	–	–	–	–		.Det se sida 42, 2-B19	.Comps page 42, 2-B19				0540
	1	–	–	–	254698-4	Växellåda	Gearbox		1	S1716–1725,	0560
										S1727, S1779–1783.	0580
										MÄRKT 375	0600
										ERS AV 1ST 1208023–0,	0620
										1ST 235877–8,	0640
										1ST 235851–3,	0660
										1ST 381106–4,	0680
										1ST 235985–9.	0700
	1	–	–	–	254751-1	Växellåda	Gearbox		2	S1716–1725,	0720
										S1727, S1779–1783.	0740
										MÄRKT 435	0760
										ERS AV 1ST 1208023–0,	0780
										1ST 235851–3,	0800
										1ST 381106–4,	0820
										1ST 235985–9.	0840
	–	–	–	–		.Det se sida 46, 2-B23	.Comps page 46, 2-B23				0860
2	1	–	–	–	1212025-9	Rör–oljemätsticka	Tube–dipstick				0880
3	1	–	–	–	925054-9	.O–ring	.O–ring				0900
4	1	–	–	–	943309-5	O–ring	O–ring				0920
5	470	–	–	–	192034-7	Gummislang	Rubber hose				0940
6	1	–	–	–	380435-8	Lagerhylsa	Bearing cage				0960
7	1	–	–	–	380192-5	Tätningsring	Seal ring				0980
8	1	–	–	–	191117-1	O–ring	O–ring				1000
9	1	–	–	–	380164-4	Hastighetsmätardrev	Speedometer gear				1020
10	1	–	–	–	191690-7	Skruv	Screw				1040
11	1	–	–	–	11992-5	Packning	Packing				1060

10. Beställning av ingående detaljer skall göras med ledning av växellådans märkning. Parts component must be ordered in accordance with the marking on the gearbox. La commande des pièces de rechange s'rapportant doit se faire en se referant au code d'identification de la boîte. Bei Bestellung von Einzelbestandteilen ist die Kennzeichnung des getriebes zu berücksichtigen. El pedido de las piezas deberá hacerse de acuerdo al marcado de la caja de cambios.

11. 142 CH–393949. 144 CH–427999. 145 CH–210049

12. 142 CH 393950–. 144 CH 428000–. 145 CH 210050–.

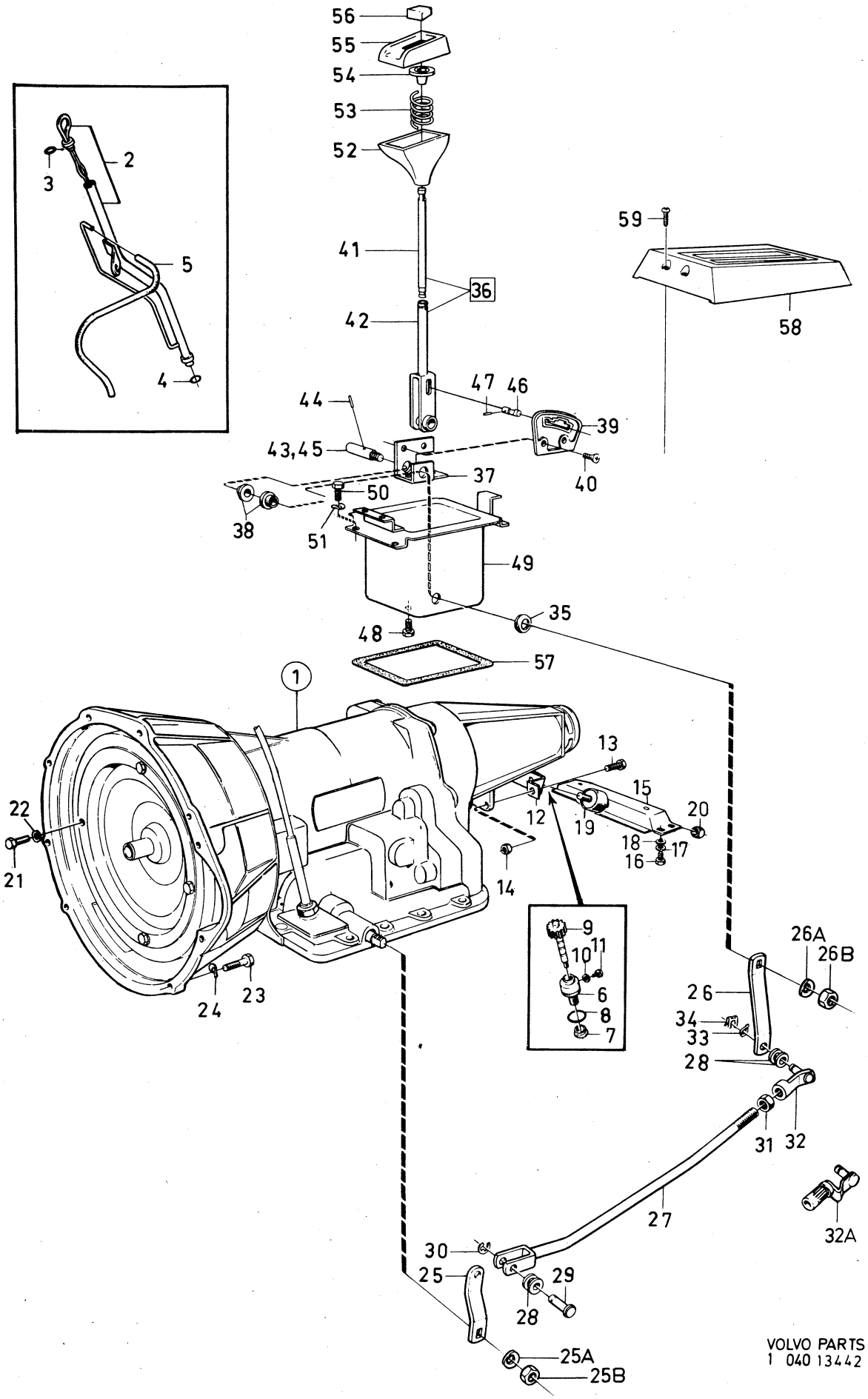

VOLVO PARTS
1 040 13442

Sida Page	Grupp Group	Växellåda, BW35	Gearbox, BW35	Illustration
		Upphängning,reglage	Mountings,control	13442
34	4			1980–04

Pos. Fig.	Antal/Quantity				Artikel nr Part No	Benämning	Description	Sats Kit	B P S R	Anmärkning Notes	
12	1	–	–	–	1206479-6	Konsol	Bracket			8)	1080
	1	–	–	–	1212035-8	Konsol	Bracket			9)	1100
13	2	–	–	–	945767-2	Flänsskruv	Flange screw		8	3/8 UNC–L32 MM	1120
14	2	–	–	–	955827-1	Mutter	Nut				1140
15	1	–	–	–	1211500-2	Balk	Member				1160
16	6	–	–	–	955534-3	Skruv	Screw				1180
17	6	–	–	–	940108-4	Fjäderbricka	Spring washer				1200
18	6	–	–	–	940097-9	Bricka	Washer			D 18,142 CH–347357	1220
										144 CH–369356	1240
										145 CH–172728	1260
	5	–	–	–	940097-9	Bricka	Washer			D 18,142 CH 347358–.	1280
										144 CH 369357–.	1300
										145 CH 172729–.	1320
	1	–	–	–	960142-8	Bricka	Washer			D 26,142 CH 347358–.	1340
										144 CH 369357–.	1360
										145 CH 172729–.	1380
19	1	–	–	–	662711-1	Gummikudde	Rubber cushion				1400
20	2	–	–	–	950365-7	Låsmutter	Lock nut				1420
21	4	–	–	–	955672-1	Skruv	Screw				1440
22	4	–	–	–	940108-4	Fjäderbricka	Spring washer				1460
23	4	–	–	–	940160-5	Skruv	Screw			7/16–14 UNC X 38	1480
	2	–	–	–	940162-1	Skruv	Screw			3/8–16 UNC X 38	1500
24	4	–	–	–	941909-4	Fjädrande bricka	Spring washer			DI 11,5	1520
	2	–	–	–	942336-9	Fjädrande bricka	Spring washer			DI 10,0	1540
25	1	–	–	–	381700-4	Hävarm	Lever				1560
25a	1	–	–	–	941907-8	Fjädrande bricka	Resilient washer				1580
25b	1	–	–	–	955847-9	Mutter	Nut				1600
26	1	–	–	–	381706-1	Hävarm	Lever			28)	1620
x	1	–	–	–	381878-8	Hävarm	Lever		3	29) (381812)	1640
26a	1	–	–	–	942336-9	Fjädrande bricka	Resilient washer				1660
26b	1	–	–	–	955835-4	Mutter	Nut			28) 3/8–UNC	1680
	1	–	–	–	950353-3	Mutter	Nut			29) 5/16–UNC	1700
27	1	–	–	–	381787-1	Reglerstång	Control rod		3	142 CH–435898	1720
										144 CH–485125	1740
										145 CH–245238.	1760
										ERS AV 1ST 381832–5,	1780
										1 ST 381825–9	1800
	1	–	–	–	381832-5	Reglerstång	Control rod		3	142 CH 435899–,	1820
										144 CH 485126–,	1840
										145 CH 245239–.	1860
28	2	–	–	–	381704-6	Bussning	Bushing				1880
29	1	–	–	–	381705-3	Bult	Bolt				1900
30	1	–	–	–	951669-1	Spårryttare	Circlip				1920
31	1	–	–	–	955800-8	Mutter	Nut			142 CH–435898	1940
										144 CH–485125	1960
										145 CH–245238	1980
32	1	–	–	–	381794-7	Bult med justermutter	Bolt with adjusting nut		6	142 CH–435898	2000
										144 CH–485125	2020
										145 CH–245238	2040
										ERS AV 1ST 381825–9,	2060
										1ST 381832–5.	2080

8. 142 CH–349826 excl. 334773–344807, 346235–346620, 347938–348491. 144 CH–371906 excl. 365916–366439, 367831–368677, 369934–370719. 145 CH–174959 excl. 173213–173252, 174473–174540.
9. 142 CH 349827–incl. 334773–344807, 346235–346620, 347938–348491. 144 CH 371907–incl. 365916–366439, 367831–368677, 369934–370719. 145 CH 174960–incl. 173213–173252, 174473–174540.
28. 142 CH–388999 excl. 384172–384353, 385498–386113, 387258–387501, 388113–388799. 144 CH–419226 EXCL.415001–415240, 416641–417195, 418574–419091. 145 CH–204554 EXCL.201798–201808, 202823–203177, 204192–204369.
29. 142 CH 389000–incl. 384172–384353, 385498–386113, 387258–387501, 388113–388799. 144 CH 419227–incl. 415001–415240, 416641–417195, 418574–419091. 145 CH 204555–incl 201798–201808, 202823–203177, 204192–204369.

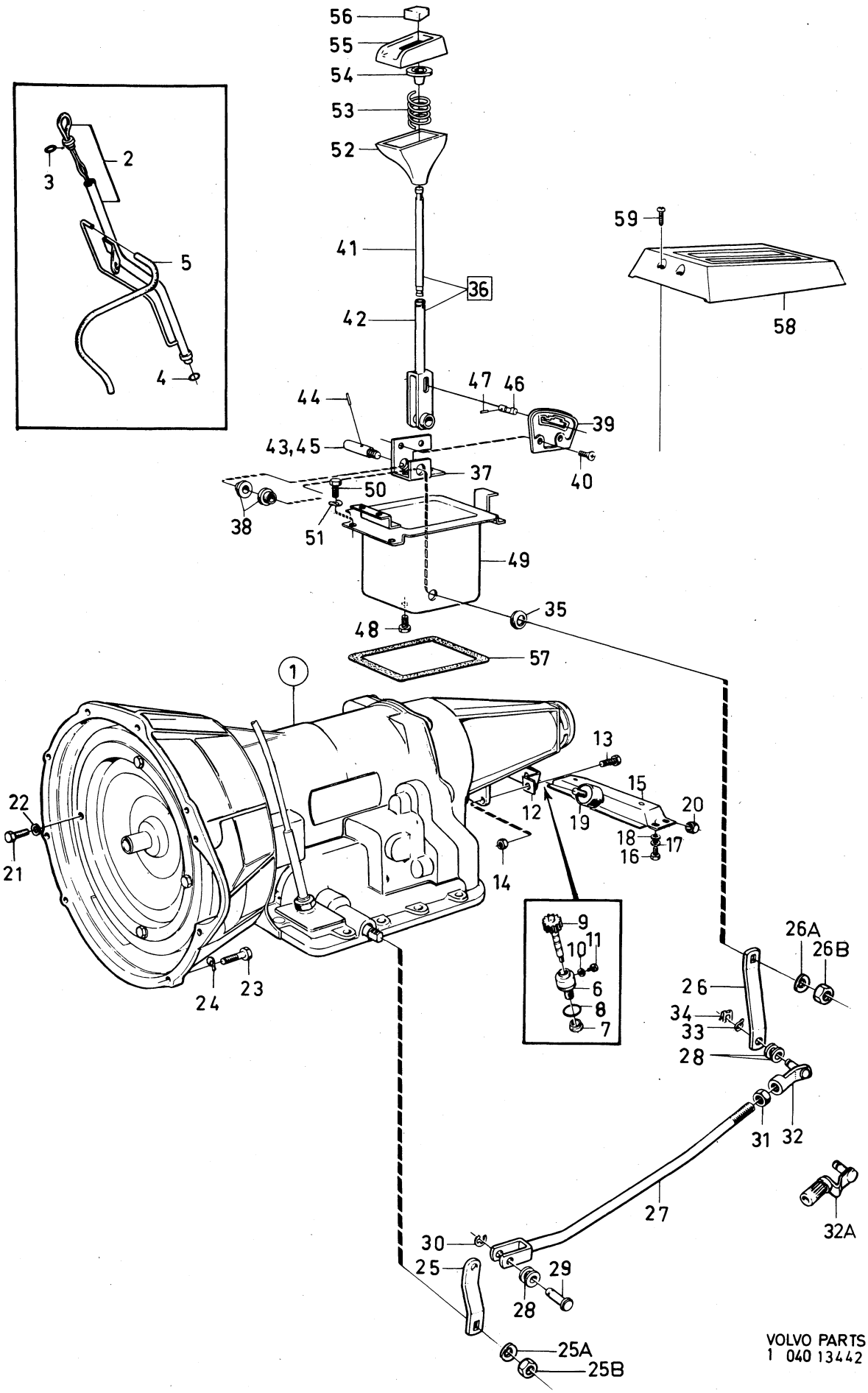

VOLVO PARTS
1 040 13442

Sida Page	Grupp Group	Växellåda, BW35	Gearbox, BW35	Illustration	0500
		Upphängning,reglage	Mountings,control	13442	
36	4			1980–04	

Pos. Fig.	Antal/Quantity				Artikel nr Part No	Benämning	Description	Sats Kit	B P S R	Anmärkning Notes	
32a	1	–	–	–	381825-9	Justerhylsa med bult	Adjusting sleeve w.bolt		3	142 CH 435899–	2100
										144 CH 485126–	2120
										145 CH 245239–	2140
33	1	–	–	–	941907-8	Fjädrande bricka	Resilient washer				2160
34	1	–	–	–	942915-0	Säkringsbygel	Safaty collar				2180
x 35	1	–	–	–	947543-5	Tätningsring	Seal ring			(944554)	2200
36	1	–	–	–	381817-6	Växelspak, kmpl	Gear lever, cpl			29)	2220
37	1	–	–	–		.Konsol	.Bracket		8		2240
38	2	–	–	–	381710-3	.Bussning	.Bushing				2260
39	1	–	–	–	381716-0	.Kuliss	.Gate				[illegible]
40	2	–	–	–	950144-6	.Skruv	.Screw				[illegible]
41	1	–	–	–	381814-3	.Tryckstång	.Push rod			(381717)	2320
42	1	–	–	–		.Växelspak	.Gear lever		8		2340
43	1	–	–	–	381811-9	.Axel	.Shaft			29)	2360
44	1	–	–	–	951978-6	.Rörpinne	.Pin				2380
45	1	–	–	–	381709-5	Axel	Shaft			28) ERS AV	[illegible]
										1ST 381811–9,	[illegible]
										1ST 381878–8.	2440
46	1	–	–	–	381715-2	Spärr	Lock				2460
47	1	–	–	–	951925-7	Pinne	Pin				2480
48	3	–	–	–	943159-4	Skruv	Screw				2500
49	1	–	–	–	381730-1	Kåpa	Casing				2520
50	4	–	–	–	955512-9	Skruv	Screw				2540
51	4	–	–	–	941906-0	Fjädrande bricka	Resilient washer				2560
52	1	–	–	–	381719-4	Knapp, undre	Knob, lower			28)	2580
	1	–	–	–	381810-1	Knapp, undre	Knob, lower			29)	2600
53	1	–	–	–	381718-6	Fjäder	Spring				2620
54	1	–	–	–	381815-0	Bricka	Washer			28) (381727)	2640
	1	–	–	–	381815-0	Bricka	Washer			29)	2660
55	1	–	–	–	381728-5	Knapp, övre	Knob, upper				2680
56	1	–	–	–	381720-2	Tryckknapp	Push button			28)	2700
	1	–	–	–	381813-5	Tryckknapp	Push button			29)	2720
57	1	–	–	–	381756-6	Packning	Gasket				2740
58	1	–	–	–	685453-3	Kåpa, kmpl.	Casing, cpl.				2760
59	2	–	–	–	955127-6	Skruv	Screw				2780

28. 142 CH–388999 excl. 384172–384353, 385498–386113, 387258–387501, 388113–388799. 144 CH–419226 EXCL.415001–415240, 416641–417195, 418574–419091. 145 CH–204554 EXCL.201798–201808, 202823–203177, 204192–204369.

29. 142 CH 389000–incl. 384172–384353, 385498–386113, 387258–387501, 388113–388799. 144 CH 419227–incl. 415001–415240, 416641–417195, 418574–419091. 145 CH 204555–incl 201798–201808, 202823–203177, 204192–204369.

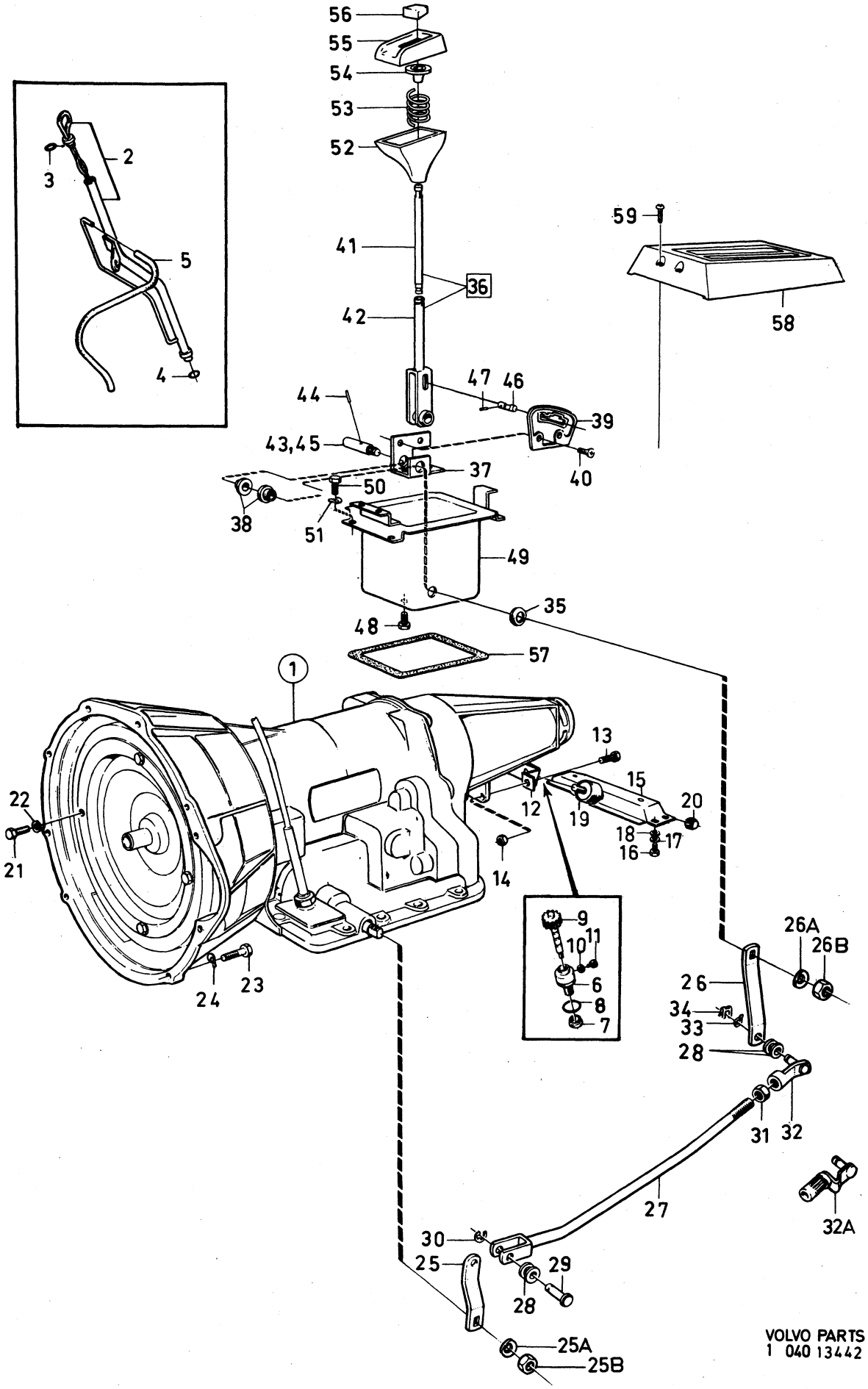

VOLVO PARTS
1 040 13442

Sida Page	Grupp Group	Växellåda BW35	Gearbox BW35	Illustration 10905 1980–04	0550
38	4				

Pos. Fig.	Antal/Quantity 254 677	254 679	254 680	254 708	Artikel nr Part No	Benämning	Description	Sats Kit	B P S R	Anmärkning Notes	
1	1	–	–	–	254677-8	Växellåda	Gearbox		6	MÄRKT 321	1010
										ERS AV 1ST 254784–2,	1011
										1ST 235851–3,	1012
										1ST 381106–4,	1013
										1ST 235985–9.	1014
	–	1	–	–	254679-4	Växellåda	Gearbox			MÄRKT 325	1020
	–	–	1	–	254680-2	Växellåda	Gearbox		6	MÄRKT 327	1030
										ERS AV 1ST 254782–6,	1031
										2ST 235851–3,	1032
										1ST 381106–4,	1033
										1ST 235985–9.	1
	–	–	–	1	254708-1	Växellåda	Gearbox		8	MÄRKT 351	1040
										ERS AV 1ST 254760–2,	1041
										1ST 235877–8,	1042
										1ST 235985–9.	1043
2	1	–	–	1	235879-4	.Momentomvandlare	.Converter				1060
x	–	1	1	–	1220586-0	.Momentomvandlare	.Converter		4	(1220505)	[illegible]
3	1	1	1	1	235736-6	.Momentomvandlarkåpa	.Converter housing				1080
4	2	2	2	2	235814-1	.Skyddsnät	.Stone guard				1090
5	6	6	6	6	940135-7	.Skruv	.Screw				1100
6	6	6	6	6	955921-2	.Fjäderbricka	.Spring washer				1110
7	1	1	1	1		.Hus med planetväxel	.Planet cover				1120
	–	–	–	–		..Det se sida 50, 2-C03	..Comps page 50, 2-C03				1125
8	1	1	1	1	235922-2	.Bakre gavel	.Extension housing				1130
9	1	1	1	1	235728-3	..Tätningsring	..Oil seal	S			1140
10	1	1	1	1		.Packning	.Gasket	S			1150
11	4	4	4	4	235918-0	.Skruv	.Screw				1160
12	4	4	4	4	940110-0	.Fjäderbricka	.Spring washer				1170
13	1	1	–	1	235983-4	.Kontrollsystem	.Valve bodies				1180
	–	–	1	–	235970-1	.Kontrollsystem	.Valve bodies				1190
	–	–	–	–		..Det se sida 60, 2-C13	..Comps page 60, 2-C13				1200
14	1	1	1	1	940117-5	.Skruv	.Screw			L 31,75	1210
15	1	1	1	1	955920-4	.Fjäderbricka	.Spring washer				1220
16	2	2	2	2	955516-0	.Skruv	.Screw			L 50,8	1230
17	2	2	2	2	955920-4	.Fjäderbricka	.Spring washer				1240
18	1	1	1	1	235705-1	.Inloppsrör, främre pump	.Tube, front pump				1250
19	1	1	1	1	235527-9	.O–ring	.O–ring	S			1260
20	1	1	1	1	235704-4	.Utloppsrör, främre pump.	.Tube, front pump				[illegible]
21	1	1	1	1	235706-9	.Inloppsrör,	.Inlet tube,				1280
						momentomvandlare	converter				1281
x 22	1	1	1	1	235708-5	.Utloppsrör,	.Outlet tube,				1290
						momentomvandlare	converter				1291
23	1	1	1	1	235701-0	.Rör, främre servo	.Tube, front servo				1300
24	–	1	1	–	235702-8	.Rör, främre servo	.Tube, front servo				[illegible]
	1	–	–	1	235853-9	.Rör, främre servo	.Tube, front servo				1320
25	1	1	1	1	235703-6	.Rör, bakre koppling	.Tube, rear clutch				1330
26	1	1	1	1	235707-7	.Rör, bakre servo	.Tube, rear servo				1340
27	1	1	1	1	235985-9	.Reglagewire	.Cable				1350
27a	1	1	1	1	1220513-4	..Kabelstopp	..Cable stop				1355
28	2	2	2	2	235812-5	.Packning	.Packing				1360
29	1	1	1	1		.Kam	.Cam			SE SIDA 60, 2-C13	1370
x 30	1	1	1	1	1234312-5	.Startspärr–och back–	.Inhibitor–and back–		2	(1220558)	1380
						ljuskontakt	lamp switch				1381
31	1	1	1	1	941442-6	..Mutter	..Nut			TID.UTF.	1400
32	1	1	1	1	235907-3	.Axel	.Shaft				1410
33	1	1	1	1	235979-2	.Hävarm	.Lever				1420
34	1	1	1	1	235845-5	.Pinne	.Pin				1430
35	1	1	1	1	235927-1	.Låspinne	.Lock pin				1440
36	1	1	1	1	235928-9	.Låsring	.Snap ring				1450
37	1	1	1	1	235783-8	.Hattplugg	.Plug				1460
38	1	1	1	1		.Tätningsring	.Seal ring			SE SIDA 50, 2-C03	1470
39	1	1	1	1	60309-2	.Kula	.Ball				1480
40	1	1	1	1	235714-3	.Fjäder	.Spring				1490

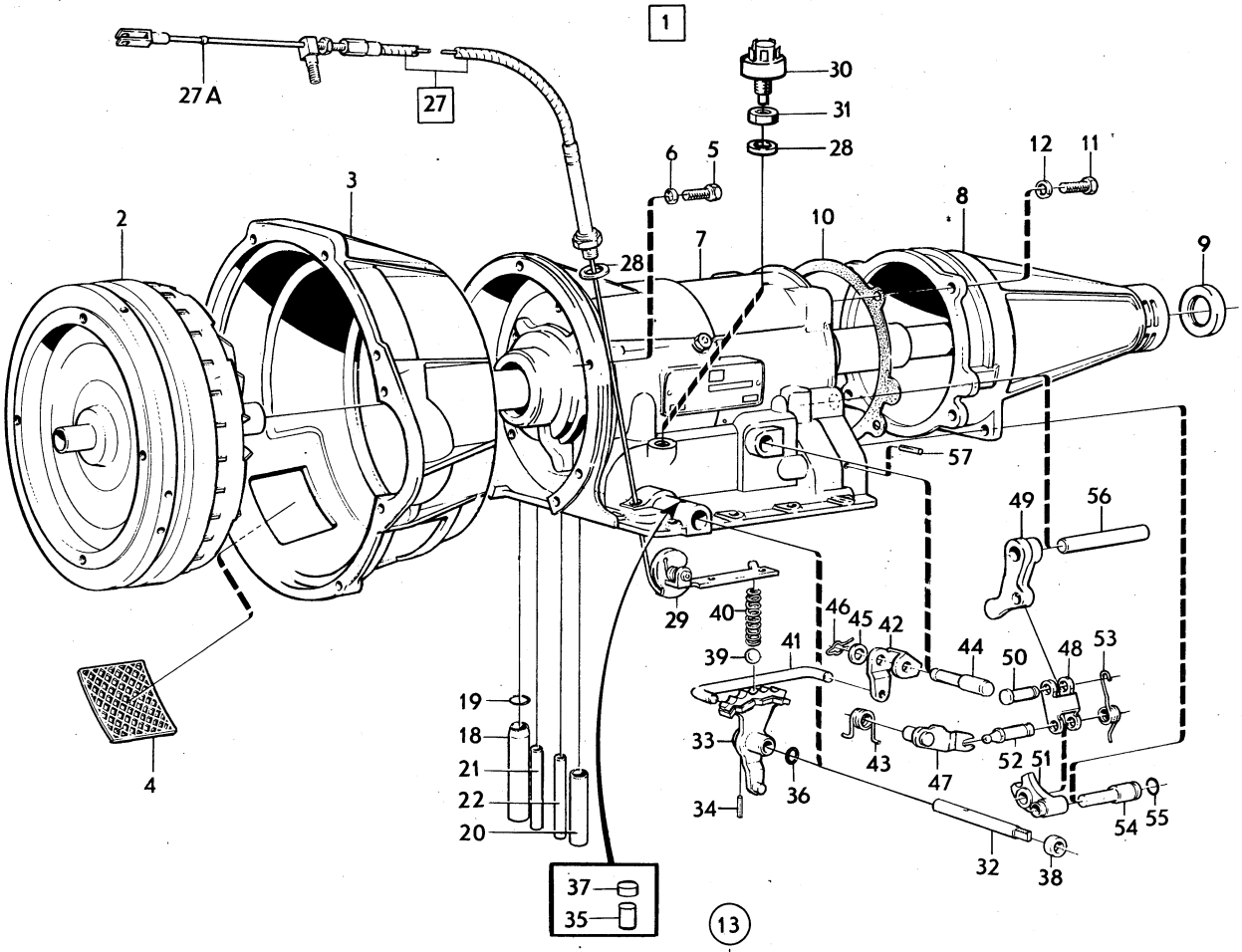

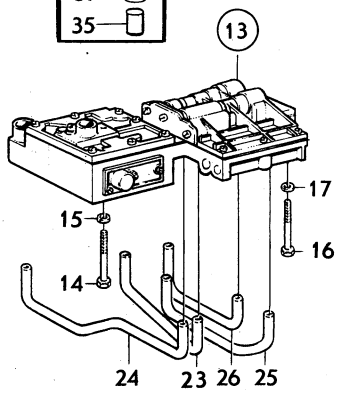

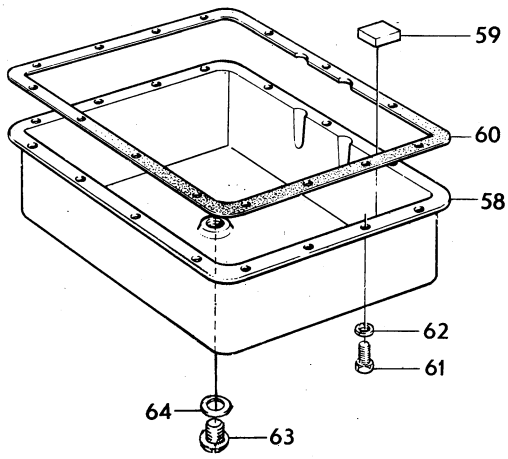

VOLVO PARTS
1 040 10905

Sida Page	Grupp Group	Växellåda	Gearbox	Illustration	0550
40	4	BW35	BW35	10905 1980–04	

Pos. Fig.	Antal/Quantity 254 677	254 679	254 680	254 708	Artikel nr Part No	Benämning	Description	Sats Kit	B P S R	Anmärkning Notes	
41	1	1	1	1	235972-7	.Dragstång	.Linkage rod				1500
42	1	1	1	1	235826-5	.Hävarm	.Torsion lever				1510
43	1	1	1	1	235652-5	.Fjäder	.Toggle lever spring				1520
44	1	1	1	1		.Lagertapp	.Pivot pin			SE SIDA 50, 2-C03	1530
45	1	1	1	1	41561-2	.Bricka	.Washer		8		1540
46	1	1	1	1	235654-1	.Låsfjäder	.Retaining spring				1550
47	1	1	1	1	235651-7	.Hävarm	.Toggle lift lever				1560
48	1	1	1	1	235641-8	.Hänke	.Toggle link				1570
49	1	1	1	1	235640-0	.Hävarm	.Pawl				1580
50	1	1	1	1	235642-6	.Tapp	.Pin				1590
51	1	1	1	1	235643-4	.Hävarm	.Toggle lever				0
52	1	1	1	1	235792-9	.Tapp	.Pin				2010
53	1	1	1	1	235793-7	.Fjäder	.Release spring				2020
54	1	1	1	1	235648-3	.Lagertapp	.Toggle pin				2030
55	1	1	1	1	235649-1	.O–ring	.O–ring	S			2040
56	1	1	1	1	235650-9	.Pinne	.Anchor pin				2050
57	1	1	1	1	951956-2	.Låspinne	.Slotted spring pin				0
58	1	1	1	1	235857-0	.Oljesump	.Oilpan				2070
59	1	1	1	1	235739-0	.Magnet	.Magnet				2080
60	1	1	1	1		.Packning	.Gasket	S			2090
61	15	15	15	15	955523-6	.Skruv	.Screw				2100
62	15	15	15	15	955921-2	.Fjäderbricka	.Spring washer				2110
63	1	1	1	1	235859-6	.Avtappningspropp	.Drain plug				2120
64	1	1	1	1	235858-8	.Packning	.Packing				2130
	1	1	1	1	276501-4	Gummi– och tätnings–	Rubber– and seal ring				2140
	–	–	–	–		Ringsats	Kit				2150
	1	1	1	1	273221-2	Packningssats	Gasket kit				2160

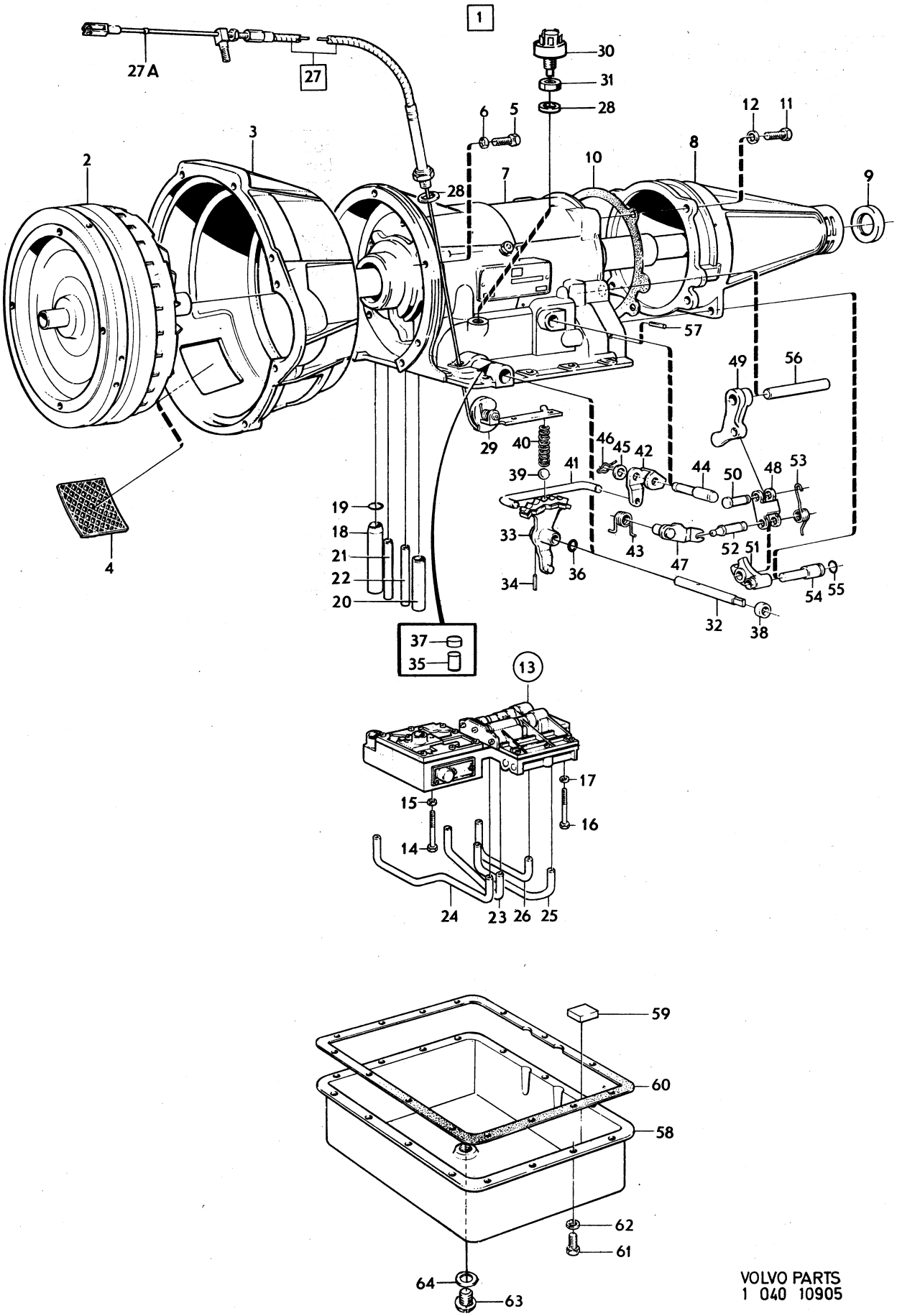

VOLVO PARTS
1 040 10905

Sida Page	Grupp Group	Växellåda BW35	Gearbox BW35	Illustration 11649 1980–04	0600
42	4				

	Pos. Fig.	Antal/Quantity 254 760	254 773			Artikel nr Part No	Benämning	Description	Sats Kit	B P S R	Anmärkning Notes	
	1	1	–	–	–	254760-2	Växellåda	Gearbox			MÄRKT 460	1010
		–	1	–	–	254773-5	Växellåda	Gearbox		8	MÄRKT 459	1020
											ERS AV 1ST 254760–2,	1021
											1ST 235877–8.	1022
x	2	1	1	–	–	1220608-2	.Momentomvandlare	.Converter		4	(235879)	1030
	3	1	1	–	–	235736-6	.Momentomvandlarkåpa	.Converter housing				1040
	4	2	2	–	–	235814-1	.Skyddsnät	.Stone guard				1050
	5	6	6	–	–	940135-7	.Skruv	.Screw				1060
	6	6	6	–	–	955921-2	.Fjäderbricka	.Spring washer				1070
	7	1	1	–	–		.Hus med planetväxel	.Planet cover				1080
		–	–	–	–		..Det se sida 50, 2-C03	..Comps page 50, 2-C03				
	8	1	1	–	–	235922-2	.Bakre gavel	.Extension housing				1090
	9	1	1	–	–	235728-3	..Tätningsring	..Seal ring	S			1100
	10	1	1	–	–		.Packning	.Gasket	S			1110
	11	4	4	–	–	235918-0	.Skruv	.Screw				1120
	12	4	4	–	–	940110-0	.Fjäderbricka	.Spring washer				1130
	13	1	1	–	–	235983-4	.Kontrollsystem	.Valve bodies				
		–	–	–	–		..Det se sida 60, 2-C13	..Comps page 60, 2-C13				1150
	14	1	1	–	–	940117-5	.Skruv	.Screw			L 31,75	1160
	15	1	1	–	–	955920-4	.Fjäderbricka	.Spring washer				1170
	16	2	2	–	–	955516-0	.Skruv	.Screw			L 50,8	1180
	17	2	2	–	–	955920-4	.Fjäderbricka	.Spring washer				1190
	18	1	1	–	–	235705-1	.Inloppsrör,främre pump	.Tube,front pump				1200
	19	1	1	–	–	235527-9	.O–ring	.O–ring	S			1210
	20	1	1	–	–	235704-4	.Utloppsrör,främre pump	.Tube,front pump				1220
	21	1	1	–	–	235706-9	.Inloppsrör, momentomvandlare	.Inlet tube, converter				1230 1231
	22	1	1	–	–	235848-9	.Utloppsrör, momentomvandlare	.Outlet tube, converter				1240 1241
	23	1	1	–	–	235701-0	.Rör,främre servo	.Tube,front servo				1250
	24	1	1	–	–	235853-9	.Rör,främre servo	.Tube,front servo				1260
	25	1	1	–	–	235703-6	.Rör,bakre koppling	.Tube,rear clutch				1270
	26	1	1	–	–	235707-7	.Rör,bakre servo	.Tube,rear servo				1280
	27	1	1	–	–	1220574-6	.Reglagewire	.Cable				1290
	27a	1	1	–	–	1220513-4	..Kabelstopp	..Cable stop				1300
	28	2	2	–	–	235812-5	.Packning	.Packing				1310
	29	1	1	–	–		.Kam	.Cam			SE SIDA 60, 2-C13	1320
x	30	1	1	–	–	1234312-5	.Startspärr–och back–ljuskontakt	.Inhibitor–and back–lamp switch		2	(1220558)	1 1340
	31	1	1	–	–	941442-6	..Mutter	..Nut			TID.UTF.	1350
	32	1	1	–	–	235907-3	.Axel	.Shaft				1360
	33	1	1	–	–	235979-2	.Hävarm	.Lever				1370
	34	1	1	–	–	235845-5	.Pinne	.Pin				1380
	35	1	1	–	–	235927-1	.Låspinne	.Lock pin				1
	36	1	1	–	–	235928-9	.Låsring	.Circlip				1400
	37	1	1	–	–	235783-8	.Hattplugg	.Hat plug				1410
	38	1	1	–	–		.Tätningsring	.Seal ring			SE SIDA 50, 2-C03	1420
	39	1	1	–	–	60309-2	.Kula	.Ball				1430
	40	1	1	–	–	235714-3	.Fjäder	.Spring				1440
	41	1	1	–	–	235972-7	.Dragstång	.Linkage rod				1450
	42	1	1	–	–	235826-5	.Hävarm	.Torsion lever				1460
	43	1	1	–	–	235652-5	.Fjäder	.Toggle lever spring				1470
	44	1	1	–	–		.Lagertapp	.Pivot pin			SE SIDA 50, 2-C03	1480
	45	1	1	–	–	41561-2	.Bricka	.Washer		8		1490
	46	1	1	–	–	235654-1	.Låsfjäder	.Retaining spring				1500
	47	1	1	–	–	235651-7	.Hävarm	.Toggle lift lever				1510
	48	1	1	–	–	235641-8	.Hänke	.Toggle link				1520
	49	1	1	–	–	235640-0	.Hävarm	.Pawl				1530
	50	1	1	–	–	235642-6	.Tapp	.Pin				1540
	51	1	1	–	–	235643-4	.Hävarm	.Toggle lever				1550
	52	1	1	–	–	235792-9	.Tapp	.Pin				2010
	53	1	1	–	–	235793-7	.Fjäder	.Release spring				2020
	54	1	1	–	–	235648-3	.Lagertapp	.Toggle pin				2030

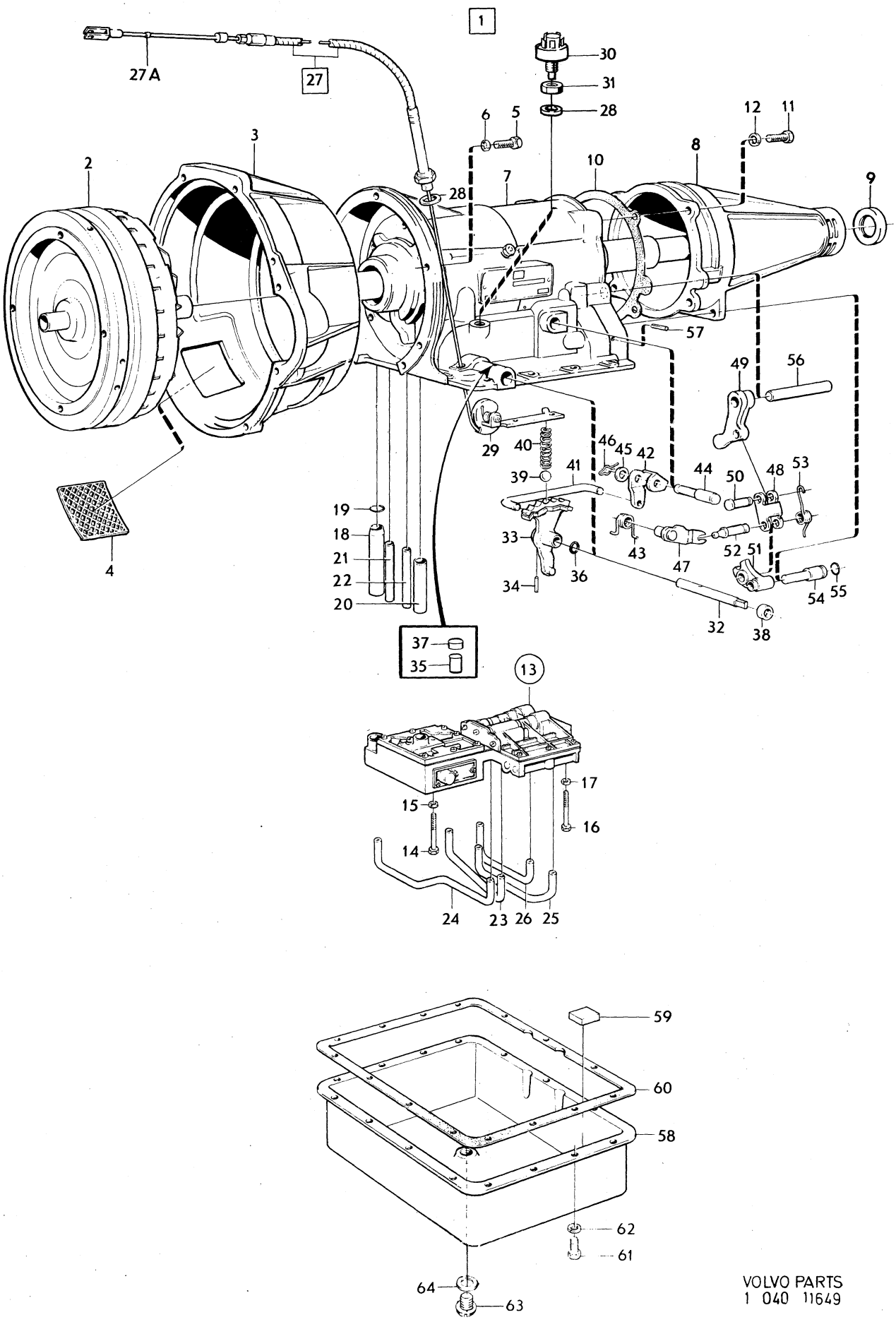

VOLVO PARTS
1 040 11649

Sida Page	Grupp Group	Växellåda	Gearbox	Illustration	0600
44	4	BW35	BW35	11649 1980–04	

Pos. Fig.	Antal/Quantity 254 760	254 773			Artikel nr Part No	Benämning	Description	Sats Kit	B P S R	Anmärkning Notes	
55	1	1	–	–	235649-1	.O–ring	.O–ring	S			2040
56	1	1	–	–	235650-9	.Pinne	.Anchor pin				2050
57	1	1	–	–	951956-2	.Låspinne	.Slotted spring pin				2060
58	1	1	–	–	235857-0	.Oljesump	.Oil pan				2070
59	1	1	–	–	235739-0	.Magnet	.Magnet				2080
60	1	1	–	–		.Packning	.Gasket	S			2090
61	15	15	–	–	955523-6	.Skruv	.Screw				2100
62	15	15	–	–	955921-2	.Fjäderbricka	.Spring washer				2110
63	1	1	–	–	235859-6	.Avtappningspropp	.Drain plug				2120
64	1	1	–	–	235858-8	.Packning	.Packing				2130
	1	1	–	–	276501-4	Gummi–och tätnings–ringsats	Rubber–and seal ring kit				2140
	1	1	–	–	273221-2	Packningssats	Gasket kit				2160

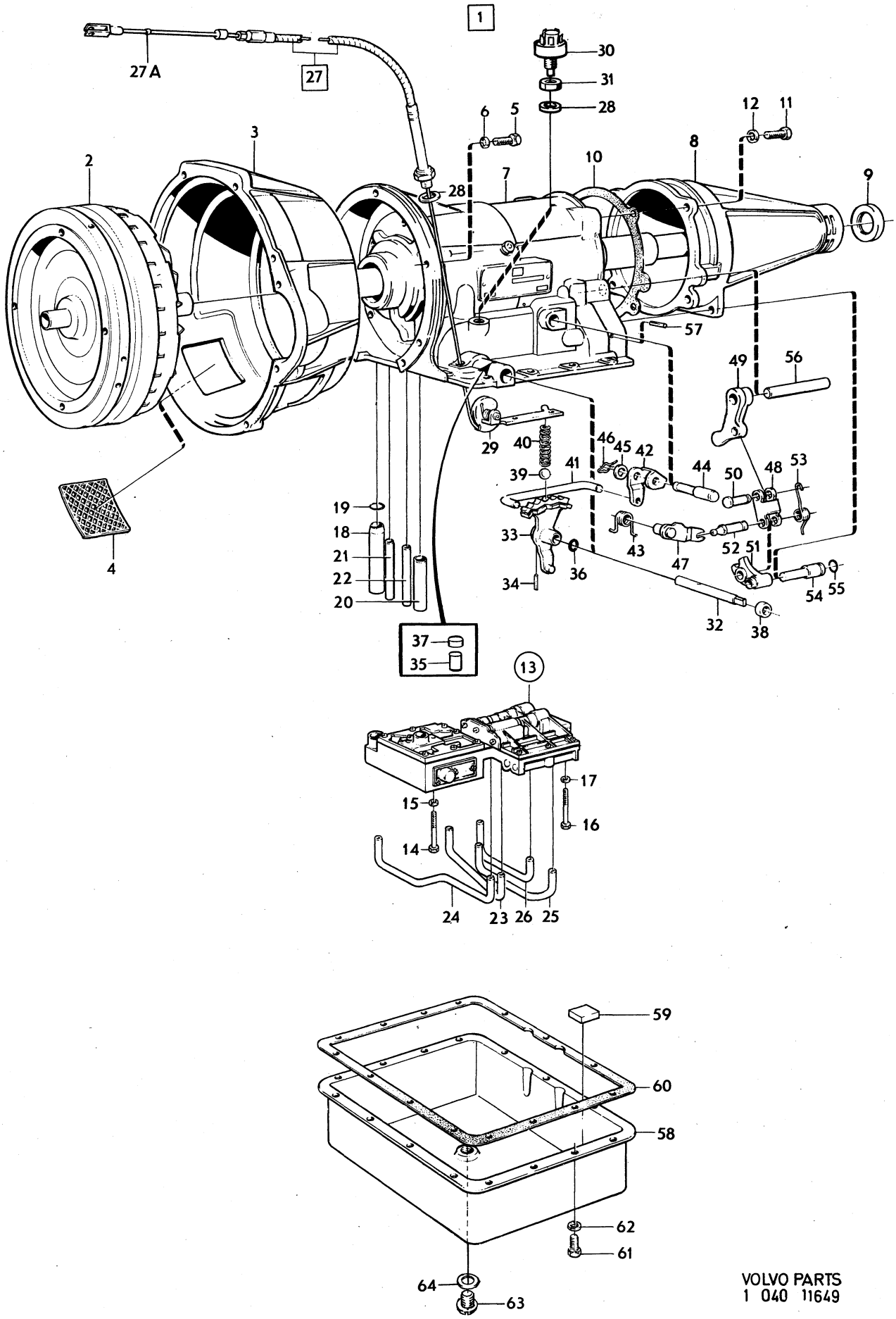

VOLVO PARTS
1 040 11649

Sida Page	Grupp Group	Växellåda, BW35	Gearbox, BW35	Illustration
		S1716–S1725, S1727, S1779–S1783	S1716–S1725, S1727, S1779–S1783	10304
46	4			1980–04

	Pos. Fig.	Antal/Quantity				Artikel nr Part No	Benämning	Description	Sats Kit	B P S R	Anmärkning Notes	
	1	1	–	–	–	254698-4	Växellåda	Gearbox		8	MÄRKT 375.	0020
											ERS AV 1ST 1208023–0,	0040
											1ST 235877–8,	0060
											1ST 235851–3,	0080
											1ST 381106–4,	0100
											1ST 235985–9.	0120
		1	–	–	–	254751-1	Växellåda	Gearbox		2	MÄRKT 435.	0140
											ERS AV 1ST 1208023–0,	0160
											1ST 235851–3,	0180
											1ST 381106–4,	0200
											1ST 235985–9.	[illegible]
x	2	1	–	–	–	1220601-7	.Momentomvandlare	.Converter		4	(235503)	[illegible]
	3	1	–	–	–	235736-6	.Momentomvandlarkåpa	.Converter housing				0260
	4	2	–	–	–	235814-1	.Skyddsnät	.Stone guard				0280
	5	6	–	–	–	940135-7	.Skruv	.Screw				0300
	6	6	–	–	–	955921-2	.Fjäderbricka	.Spring washer				0320
	7	1	–	–	–		.Hus med planetväxel	.Planet cover				[illegible]
		–	–	–	–		..Det se sida 50, 2-C03	..Comps page 50, 2-C03				[illegible]
	8	1	–	–	–	235922-2	.Bakre gavel	.Extension housing				0380
	9	1	–	–	–	235728-3	..Tätningsring	..Oil seal	S			0400
	10	1	–	–	–		.Packning	.Gasket	S			0420
	11	4	–	–	–	235918-0	.Skruv	.Screw	S			0440
	12	4	–	–	–	940110-0	.Fjäderbricka	.Spring washer				0460
	13	1	–	–	–	1220539-9	.Kontrollsystem	.Valve bodies				0480
		–	–	–	–		..Det se sida 60, 2-C13	..Comps page 60, 2-C13				0500
	14	1	–	–	–	940117-5	.Skruv	.Screw			L 31,75	0520
	15	1	–	–	–	955920-4	.Fjäderbricka	.Spring washer				0540
	16	2	–	–	–	955516-0	.Skruv	.Screw			L 50,8	0560
	17	2	–	–	–	955920-4	.Fjäderbricka	.Spring washer				0580
	18	1	–	–	–	235705-1	.Inloppsrör,främre pump	.Tube,front pump				0600
	19	1	–	–	–	235527-9	.O–ring	.O–ring	S			0620
	20	1	–	–	–	235704-4	.Utloppsrör,främre pump	.Tube,front pump				0640
	21	1	–	–	–	235706-9	.Inloppsrör, momentomvandlare	.Inlet tube, converter				0660 0680
	22	1	–	–	–	235848-9	.Utloppsrör, momentomvandlare	.Outlet tube, converter				0700 0720
	23	1	–	–	–	1220544-9	.Rör,främre servo	.Tube,front servo				0740
	24	1	–	–	–	1220545-6	.Rör,främre servo	.Tube,front servo				[illegible]
	25	1	–	–	–	1220546-4	.Rör,bakre koppling	.Tube,rear clutch				[illegible]
	26	1	–	–	–	235707-7	.Rör,bakre servo	.Tube,rear servo				0800
	27	1	–	–	–	235985-9	.Reglagewire	.Cable				0820
	28	1	–	–	–	1220513-4	..Kabelstopp	..Cable stop				0840
	29	1	–	–	–	235812-5	.Packning	.Packing				0860
	30	1	–	–	–		.Kam	.Cam			SE SIDA 60, 2-C13	[illegible]
x	31	1	–	–	–	1234312-5	.Startspärr–och back–ljuskontakt	.Inhibitor–and back–lamp switch		2	(1220558)	[illegible] 0920
	32	1	–	–	–	235812-5	.Packning	.Packing				0940
	33	1	–	–	–	235907-3	.Axel	.Shaft				0960
	34	1	–	–	–	235979-2	.Hävarm	.Lever				0980
	35	1	–	–	–	235845-5	.Pinne	.Pin				1000
	36	1	–	–	–	235927-1	.Låspinne	.Lock pin				1020
	37	1	–	–	–	235928-9	.Låsring	.Snap ring				1040
	38	1	–	–	–	235783-8	.Hattplugg	.Plug				1060
	39	1	–	–	–		.Tätningsring	.Seal ring			SE SIDA 50, 2-C03	1080
	40	1	–	–	–	60309-2	.Kula	.Ball				1100
	41	1	–	–	–	235714-3	.Fjäder	.Spring				1120
	42	1	–	–	–	1220538-1	.Dragstång	.Linkage rod		8		1140
	43	1	–	–	–	1220537-3	.Fjäder	.Toggle lever spring				1160
	44	1	–	–	–		.Lagertapp	.Pivot pin			SE SIDA 50, 2-C03	1180
	45	1	–	–	–	41561-2	.Bricka	.Washer				1200
	46	1	–	–	–	235654-1	.Låsfjäder	.Retaining spring				1220
	47	1	–	–	–	1220536-5	.Hävarm	.Toggle lift lever				1240
	48	1	–	–	–	235641-8	.Hänke	.Toggle link				1260

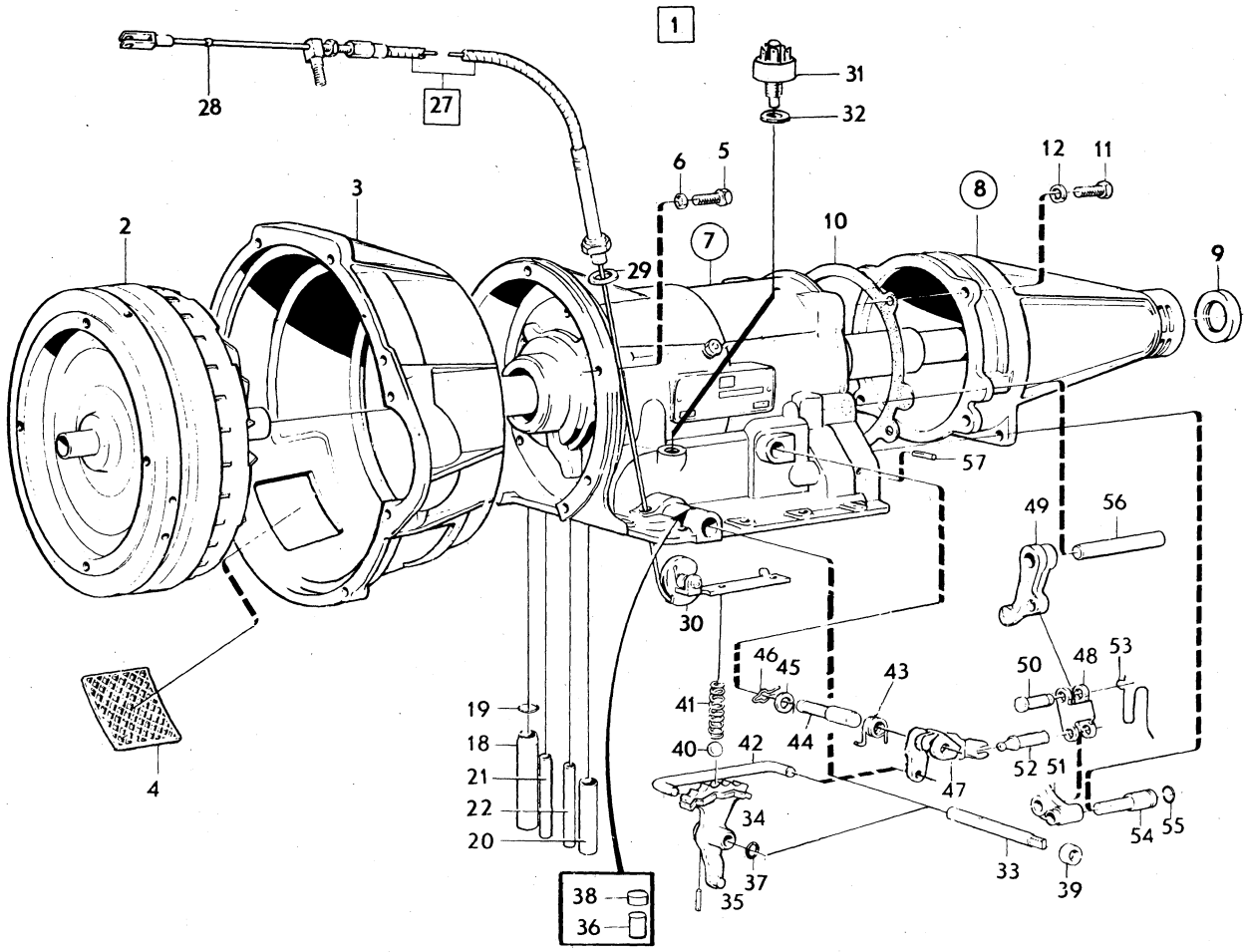

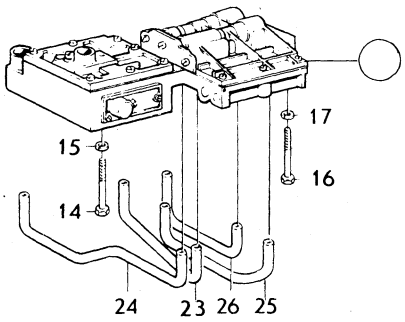

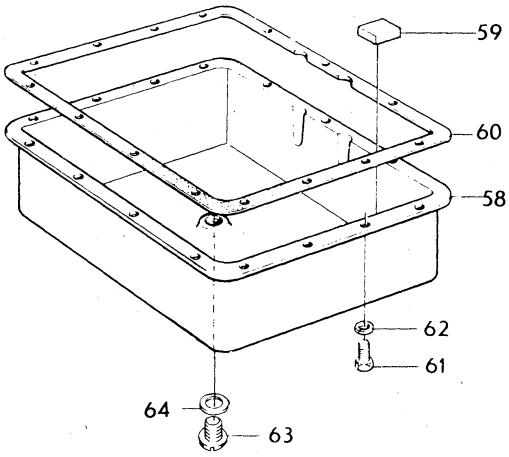

VOLVO PARTS
1 040 10304

Sida Page	Grupp Group	Växellåda, BW35	Gearbox, BW35	Illustration	0650
		S1716–S1725, S1727, S1779–S1783	S1716–S1725, S1727, S1779–S1783	10304	
48	4			1980–04	

Pos. Fig.	Antal/Quantity				Artikel nr Part No	Benämning	Description	Sats Kit	B P S R	Anmärkning Notes	
49	1	–	–	–	235640-0	.Hävarm	.Fawl				1280
50	1	–	–	–	235642-6	.Tapp	.Pin				1300
51	1	–	–	–	235643-4	.Hävarm	.Toggle lever				1320
52	1	–	–	–	235792-9	.Tapp	.Pin				1340
53	1	–	–	–	235793-7	.Fjäder	.Release spring				1360
54	1	–	–	–	235648-3	.Lagertapp	.Toggle pin				1380
55	1	–	–	–	235649-1	.O–ring	.O–ring	S			1400
56	1	–	–	–	235650-9	.Pinne	.Anchor–pin				1420
57	1	–	–	–	951956-2	.Låspinne	.Slotted spring pin				1440
58	1	–	–	–	235857-0	.Oljesump	.Oil pan				1460
59	2	–	–	–	235739-0	.Magnet	.Magnet				1480
60	1	–	–	–		.Packning	.Gasket	S			1[illegible]
61	15	–	–	–	955523-6	.Skruv	.Screw				1520
62	15	–	–	–	955921-2	.Fjäderbricka	.Spring washer				1540
63	1	–	–	–	235859-6	.Avtappningspropp	.Drain plug				1560
64	1	–	–	–	235858-8	.Packning	.Packing				1580
	1	–	–	–	276501-4	Gummi–och tätnings–ringsats	Rubber–and seal ring kit				1600
	1	–	–	–	273221-2	Packningssats	Gasket kit				1640

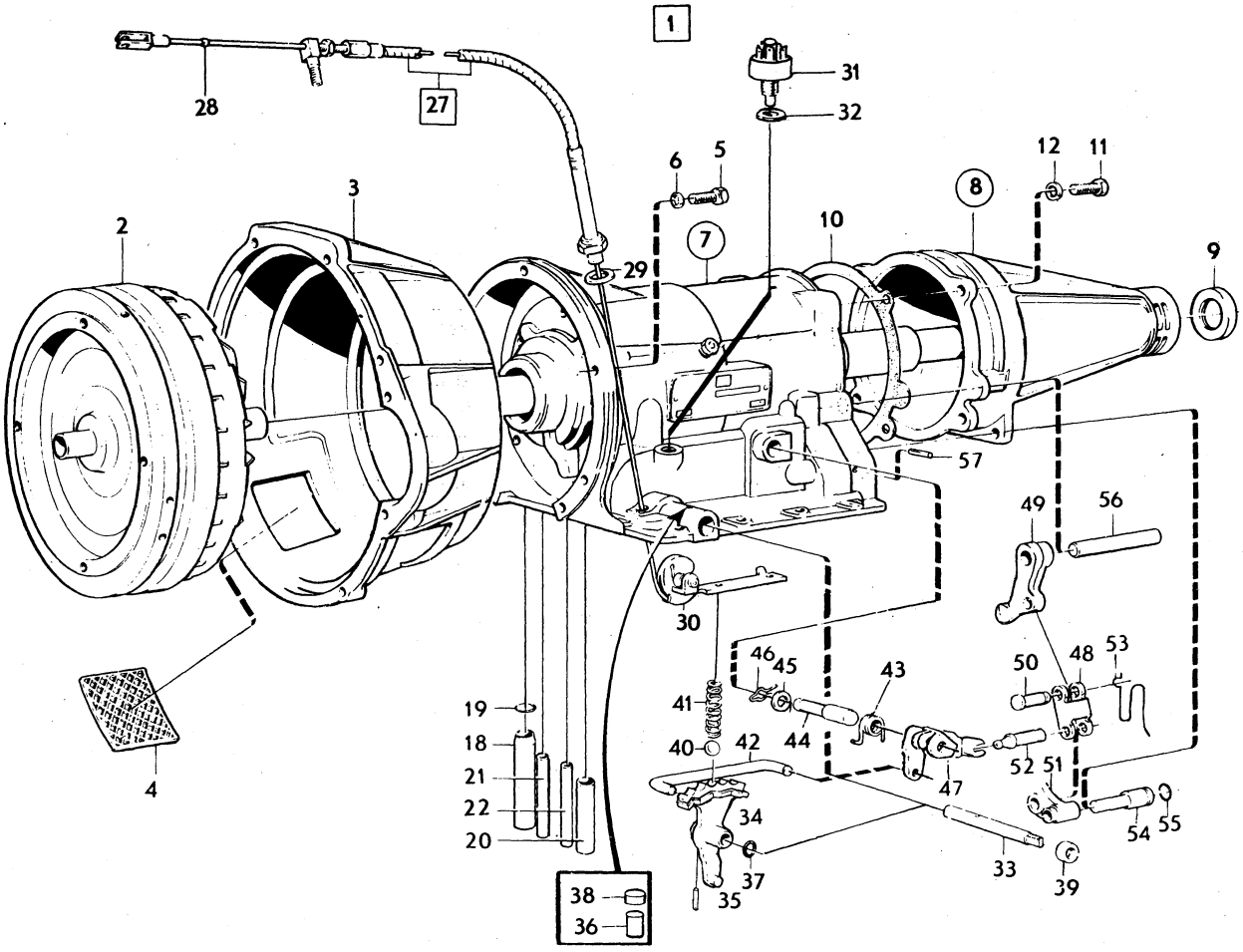

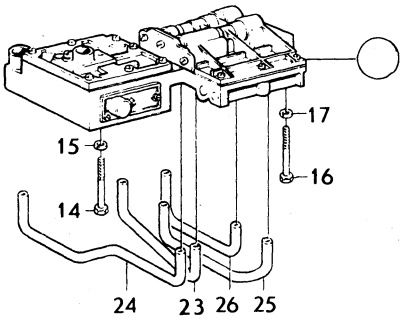

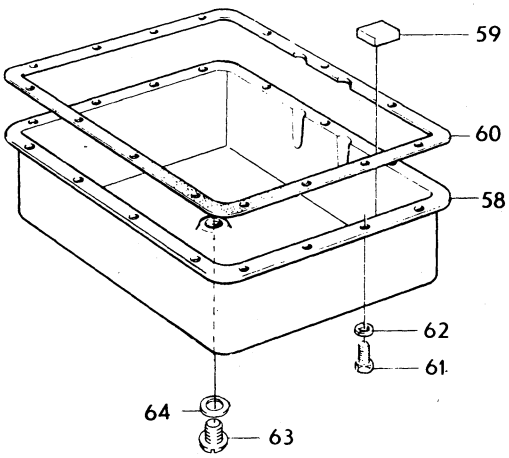

VOLVO PARTS
1 040 10304

Sida Page	Grupp Group	Växellåda, BW35	Gearbox, BW35	Illustration	0700
		Hus med planetväxel	Planet cover	12218	
50	4			1980–04	

Pos. Fig.	Antal/Quantity 3)	4)			Artikel nr Part No	Benämning	Description	Sats Kit	B P S R	Anmärkning Notes	
	1	–	–	–		Växellåda	Gearbox			3)	1010
	–	1	–	–		Växellåda	Gearbox			4)	1020
1	1	1	–	–	273267-5	.Hus	.Housing				1030
2	1	1	–	–		..Lagertapp	..Stop shaft		8		1040
3	1	1	–	–		..Anliggningstapp	..Contact pin		8		1050
4	2	2	–	–	235511-3	..Tätningsring	..Seal ring	S			1060
5	2	2	–	–	235851-3	..Anslutning	..Connector				1070
6	1	1	–	–	16324-6	..Propp	..Plug				1080
7	1	1	–	–	235952-9	.Fläns	.Flange				1090
8	5	5	–	–	941458-2	.Skruv	.Screw				1100
9	5	5	–	–	955920-4	.Fjäderbricka	.Spring washer				1110
10	1	1	–	–	235920-6	.Utgående axel	.Driven shaft				[illegible]
11	1	1	–	–	235611-1	.Kugghjul	.Gear				1130
12	1	1	–	–	235612-9	.Låsring	.Snap ring			TJ 1.4 MM	1140
13	3	3	–	–	235617-8	.Oljering	.Oil ring	S			1150
14	1	1	–	–	235616-0	.Bricka	.Washer	S			1160
15	1	–	–	–	1220561-3	.Regulator	.Governor			VXL 254679	1180
	1	–	–	–	1220559-7	.Regulator	.Governor			VXL 254677,254708,	1[illegible]
										254760,254773.	1195
	1	1	–	–	1220549-8	.Regulator	.Governor			VXL 254680,254698,	1200
										254751.	1205
16	1	1	–	–	235721-8	..Fjäder	..Spring			VXL 254680,254698,	1210
										254751.	1215
	1	–	–	–	235951-1	..Fjäder	..Spring			VXL 254679	1220
	1	–	–	–	1220556-3	..Fjäder	..Spring			VXL 254677,254708,	1230
										254760,254773.	1235
17	1	1	–	–	235996-6	..Spårryttare	..E–ring				1240
18	1	1	–	–	1220551-4	..Fjäderbricka	..Spring washer				1260
19	1	1	–	–		..Propp	..Plug		8		1270
20	1	1	–	–	381106-4	.Hastighetsmätardrev	.Speedometer gear				1310
21	1	1	–	–	235876-0	.Medbringare 1310	.Companion flange 1310			13) A 41,3 B51,1.VXL	1320
										254677,254751,254760.	1325
	1	1	–	–	235877-8	.Medbringare 1140	.Companion flange 1140			13) A 36,7 B45,4.VXL	1330
										254679,254680,254708.	1335
										254698,254773.	1337
22	1	1	–	–	190772-4	.Bricka	.Washer				1340
23	1	1	–	–	235787-9	.Skruv	.Screw				1350
24	1	1	–	–	235871-1	.Nållager	.Needle bearing	S	2	ERS AV 1ST 181542–2,	1360
										1ST 235615–2.	1[illegible]
25	–	1	–	–	1220547-2	.Tryckbricka	.Thrust washer				1370
26	1	–	–	–	235989-1	.Planetväxel	.Planetary gear			TID UTF.	1380
										ERS AV 1ST 1220543–1,	1381
										1ST 1220565–4,	1382
										1ST 1220519–1.	1383
	1	–	–	–	1220543-1	.Planetväxel	.Planetary gear			SEN.UTF.MÄRKT 008	1[illegible]

3. BW35, 254677, 254679, 254680, 254708, 254760, 254773 med undantag av medbringare. BW35, 254677, 254679, 254680, 254708, 254760, 254773, with the exception of the companion flange BW35, 254677, 254679, 254680, 254708, 254760, 254773, à l'exception de l'entraîneur BW35, 254677, 254679, 254680, 254708, 254760, 254773, mit Ausnahne des Mitnehmers BW35, 254677, 254679, 254680, 254708, 254760, 254773, excepto bridas
4. BW35, 254698, 254751, med undantag av medbringare BW35, 254698, 254751, with the exception of the companion flange BW35, 254698, 254751, à l'exception de l'entraîneur BW35, 254698, 254751, mit Ausnahme des Mitnehmers BW35, 254698, 254751, excepto bridas
13. Det nummer 1140 eller 1310 som anges i texten avser medbringarens storlek. Mått: Se bilden. Stödlagret följer storlekstyperna 1140 och 1310. Parts numbers 1140 or 1310, given in the text, pertain to the size of the companion flange. Measurements: See the illustration. The centre bearing is dependant on sizes 1140 and 1310. Les numéros de référence 1140 ou 1310 mentionnés dans le texte représentent la grandeur du flasque. Cote: Voir figure. Le palier d'appui suit les types de grandeur 1140 et 1310. Die im Text angegebenem Nummern 1140 bzw. 1310 beziehen sich auf die Antrieblanschgrösse. Bez. der Masse, s. Abbild ung. Das stütslager folgt den Grössten typen 1140 und 1310. El número de detalle 1140 o 1310, que señalamos en el texto, corresponde al tamaño de la brida. Media: Ver figura. El cojinete de apoyo sigue a los tripos de tamaño 1140 y 1310.

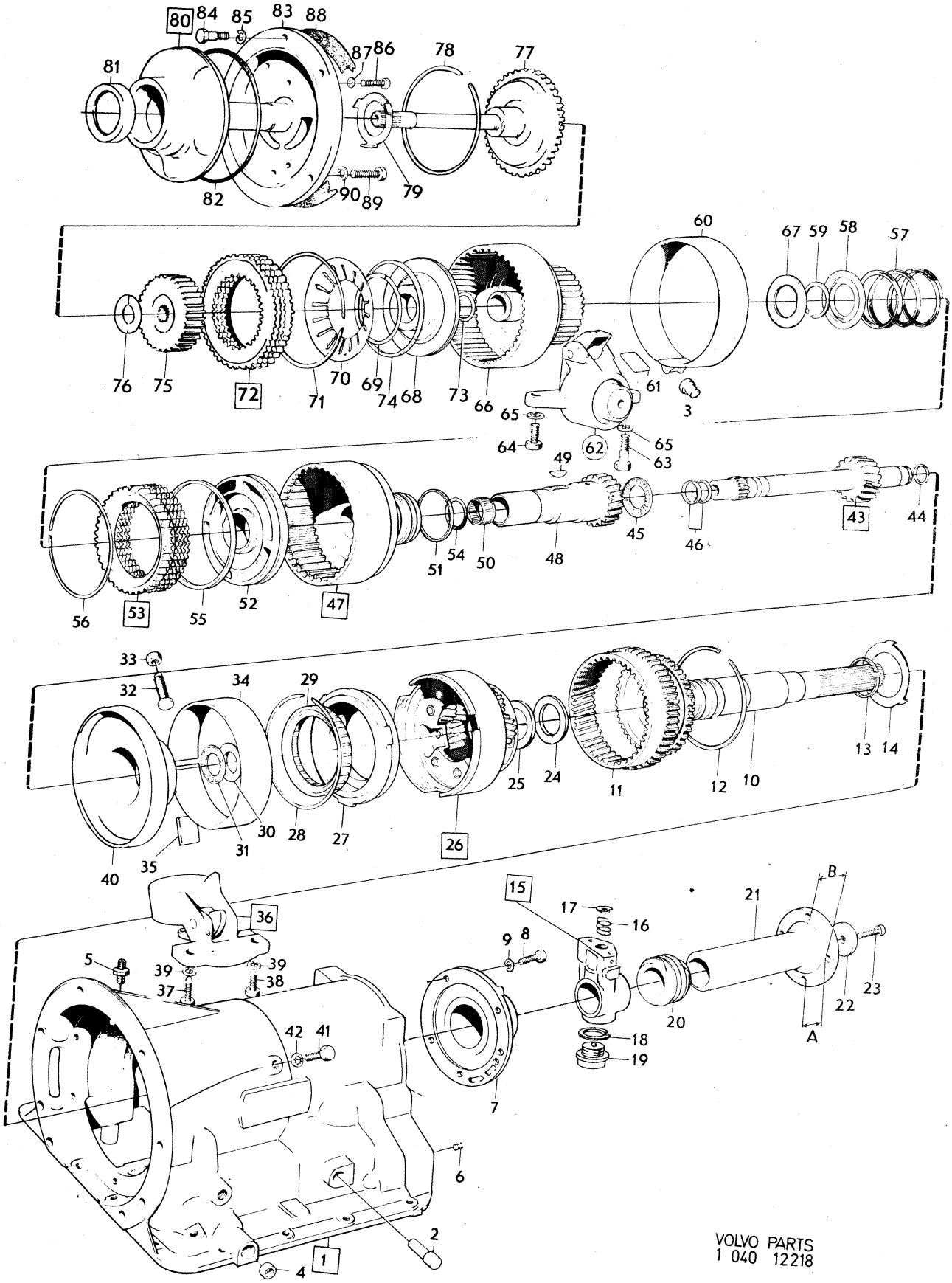

VOLVO PARTS
1 040 12218

Sida Page	Grupp Group	Växellåda, BW35	Gearbox, BW35	Illustration	0700
		Hus med planetväxel	Planet cover	12218	
54	4			1980–04	

Pos. Fig.	Antal/Quantity 3)	4)			Artikel nr Part No	Benämning	Description	Sats Kit	B P S R	Anmärkning Notes	
71	1	1	–	–		.Låsring	.Snap ring	S			2340
72	1	–	–	–	276505-5	.Lamellsats, främre	.Disc kit, front				2350
	–	1	–	–	273121-4	.Lamellsats, främre	.Disc kit, front				2360
73	1	1	–	–	235538-6	..O–ring	..O–ring	S			2370
74	1	1	–	–	235539-4	..Kolvring	..Piston ring	S			2380
75	1	1	–	–	235546-9	.Nav	.Hub				2390
76	1	1	–	–	235547-7	.Tryckbricka	.Thrust washer				2400
77	1	1	–	–	1220520-9	.Axel	.Input shaft			(235548)	2410
78	1	1	–	–	235542-8	.Låsring	.Snap ring				2430
79	–	–	–	–		.Tryckbricka, alt	.Thrust washer, alt				2440
	–	–	–	–	235529-5	..Tryckbricka	..Thrust washer			TJ 1.58 MM	2450
	–	–	–	–	235530-3	..Tryckbricka	..Thrust washer			TJ 2.00 MM	2
80	1	1	–	–	235513-9	.Oljepump	.Oil pump				2470
81	1	1	–	–	235517-0	..Tätningsring	..Seal ring	S			2480
82	1	1	–	–	235522-0	..O–ring	..O–ring	S			2490
83	1	1	–	–		..Hus	..Housing		8		2500
84	5	5	–	–	955524-4	..Skruv	..Screw				2510
85	5	5	–	–	955921-2	..Fjäderbricka	..Spring washer				2
86	1	1	–	–	950207-1	..Skruv	..Screw		8	NR 10 UNC–L16	2530
87	1	1	–	–	955918-8	..Fjäderbricka	..Spring washer				2540
88	1	1	–	–		.Packning	.Gasket	S			3010
89	6	6	–	–	940135-7	.Skruv	.Screw				3020
90	6	6	–	–	955921-2	.Fjäderbricka	.Spring washer				3030
	1	1	–	–	276501-4	Gummi–och tätnings– ringsats	Rubber–and seal ring kit				3040 3050
	1	1	–	–	273221-2	Packningssats	Gasket kit				3060
	1	1	–	–	273268-3	Oljeringssats	Oil ring kit				3070
	1	1	–	–	276504-8	Tryckbrickssats	Thrust washer kit				3080
x	1	1	–	–	273432-5	Plattfjäder– och låsringssats	Spring–and snap ring kit		3	(273203)	3090 3100

3. BW35, 254677, 254679, 254680, 254708, 254760, 254773 med undantag av medbringare. BW35, 254677, 254679, 254680, 254708, 254760, 254773, with the exception of the companion flange BW35, 254677, 254679, 254680, 254708, 254760, 254773, à l'exception de l'entraîneur BW35, 254677, 254679, 254680, 254708, 254760, 254773, mit Ausnahne des Mitnehmers BW35, 254677, 254679, 254680, 254708, 254760, 254773, excepto bridas
4. BW35, 254698, 254751, med undantag av medbringare BW35, 254698, 254751, with the exception of the companion flange BW35, 254698, 254751, à l'exception de l'entraîneur BW35, 254698, 254751, mit Ausnahme des Mitnehmers BW35, 254698, 254751, excepto bridas

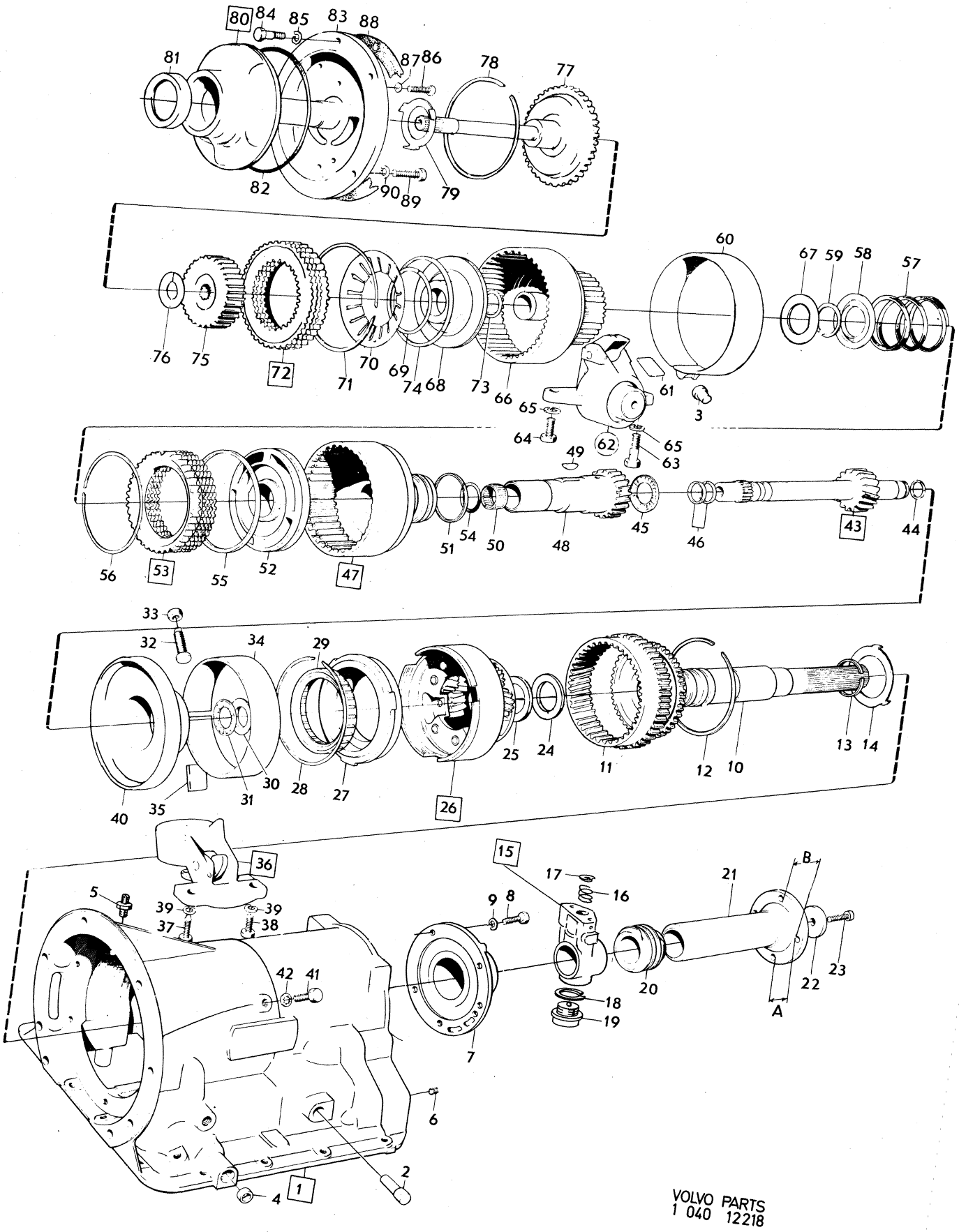

VOLVO PARTS
1 040 12218

Sida Page	Grupp Group	Växellåda, BW35	Gearbox, BW35	Illustration	0700
		Hus med planetväxel	Planet cover	12218	
52	4			1980–04	

	Pos. Fig.	Antal/Quantity 3)	4)			Artikel nr Part No	Benämning	Description	Sats Kit	B P S R	Anmärkning Notes	
		–	1	–	–	1220529-0	.Planetväxel	.Planetary gear				1390
	27	1	1	–	–	1220510-0	..Frihjulsring	..Race				1400
	28	1	1	–	–	1220512-6	..Låsring	..Snap ring				1410
	29	1	1	–	–	235599-8	.Frihjul	.One–way clutch				1420
	30	1	1	–	–	235752-3	.Tryckbricka	.Thrust washer	S			1430
	31	1	1	–	–	181543-0	.Nållagerskiva	.Needle bearing	S		TID UTF. TJ 1.9 MM	1440
		1	–	–	–	1220519-1	.Nållagerskiva	.Needle bearing			SEN UTF. TJ 3.1 MM	1445
	32	1	1	–	–	235740-8	.Justerskruv	.Adjuster screw				1450
	33	1	1	–	–	235741-6	.Mutter	.Nut				1460
x	34	1	1	–	–	1220610-8	.Bromsband, bakre	.Brake band, rear		3		1470
	35	1	1	–	–	235658-2	.Trycklänk	.Strut				1480
	36	1	1	–	–	235744-0	.Manövercylinder,bakre	.Rear servo				14[illegible]
		–	–	–	–		..Det se sida 58, 2-C11	..Comps page 58, 2-C11				15[illegible]
	37	1	1	–	–	235639-2	.Skruv	.Screw				1510
	38	1	1	–	–	940162-1	.Skruv	.Screw				1520
	39	1	1	–	–	940109-2	.Fjäderbricka	.Spring washer				1530
	40	1	1	–	–	235578-2	.Stödlager	.Centre bearing				1540
	41	2	2	–	–	235581-6	.Skruv	.Screw				15[illegible]
	42	2	2	–	–	191555-2	.Låsbricka	.Lock washer				15[illegible]
	43	1	–	–	–	235861-2	.Axel	.Forward sun gear			TID.UTF.SE POS 31	2010
		1	–	–	–	1220565-4	.Axel	.Forward sun gear			SEN.UTF.SE POS 31	2015
		–	1	–	–	1220527-4	.Axel	.Forward sun gear				2020
	44	1	1	–	–	235576-6	..Oljering	..Oil ring	S			2030
	45	1	1	–	–	181543-0	.Nållagerskiva	.Weedle thrust bearing	S			2040
	46	2	2	–	–	235577-4	.Oljering	.Oil ring	S			2050
	47	1	–	–	–	235968-5	.Kopplingshus	.Front drum				2060
		–	1	–	–	1220524-1	.Kopplingshus	.Front drum				2070
	48	–	–	–	–		..Kugghjul	..Reverse sun gear		8		2080
	49	–	–	–	–		..Woodruffkil	..Woodruff key		8		2090
	50	–	–	–	–		..Nållager	..Needle bearing		8		2100
	51	3	3	–	–	235568-3	.Oljering	.Oil ring	S			2110
	52	1	1	–	–	235948-7	.Kolv	.Piston				2120
	53	1	1	–	–	273269-1	.Lamellsats	.Disk kit				2130
	54	1	1	–	–	235557-6	..O–ring	..O–ring	S			2140
	55	1	1	–	–	235561-8	..Kolvring	..Piston ring	S			2150
	56	1	1	–	–	235542-8	.Låsring	.Snap ring				2160
	57	1	1	–	–	235566-7	.Fjäder	.Spring				2170
	58	1	1	–	–	235567-5	.Fjädersäte	.Spring seat				2180
	59	1	1	–	–	941379-0	.Låsring	.Snap ring				219[illegible]
	60	1	1	–	–	235955-2	.Bromsband,främre	.Brake band,front				22[illegible]
	61	1	1	–	–	235658-2	.Trycklänk	.Strut				2210
	62	1	1	–	–	235889-3	.Manövercylinder,främre	.Front servo			VXL254679,254680,	2220
											254698,254751,	2225
		1	–	–	–	235942-0	.Manövercylinder,främre	.Front servo			VXL 254677,254708,	2230
											254760,254773.	223[illegible]
		–	–	–	–		..Det se sida 42	..Comps. see page 42				224[illegible]
	63	1	1	–	–	941381-6	.Skruv	.Screw		8	5/16 UNC–L35	2250
	64	1	1	–	–	955525-1	.Skruv	.Screw				2260
	65	2	2	–	–	955921-2	.Fjäderbricka	.Spring washer				2270
	66	1	1	–	–	235537-8	.Kopplingshus	.Front clutch cylinder				2280
	67	1	1	–	–	1220560-5	.Tryckbricka	.Thrust washer			(235569,235570)	2300
	68	1	1	–	–	235945-3	.Kolv	.Piston				2310
	69	1	1	–	–	235540-2	.Ring	.Ring				2320
	70	1	1	–	–		.Plattfjäder	.Spring	S			2330

3. BW35, 254677, 254679, 254680, 254708, 254760, 254773 med undantag av medbringare. BW35, 254677, 254679, 254680, 254708, 254760, 254773, with the exception of the companion flange BW35, 254677, 254679, 254680, 254708, 254760, 254773, à l'exception de l'entraîneur BW35, 254677, 254679, 254680, 254708, 254760, 254773, mit Ausnahne des Mitnehmers BW35, 254677, 254679, 254680, 254708, 254760, 254773, excepto bridas
4. BW35, 254698, 254751, med undantag av medbringare BW35, 254698, 254751, with the exception of the companion flange BW35, 254698, 254751, à l'exception de l'entraîneur BW35, 254698, 254751, mit Ausnahme des Mitnehmers BW35, 254698, 254751, excepto bridas

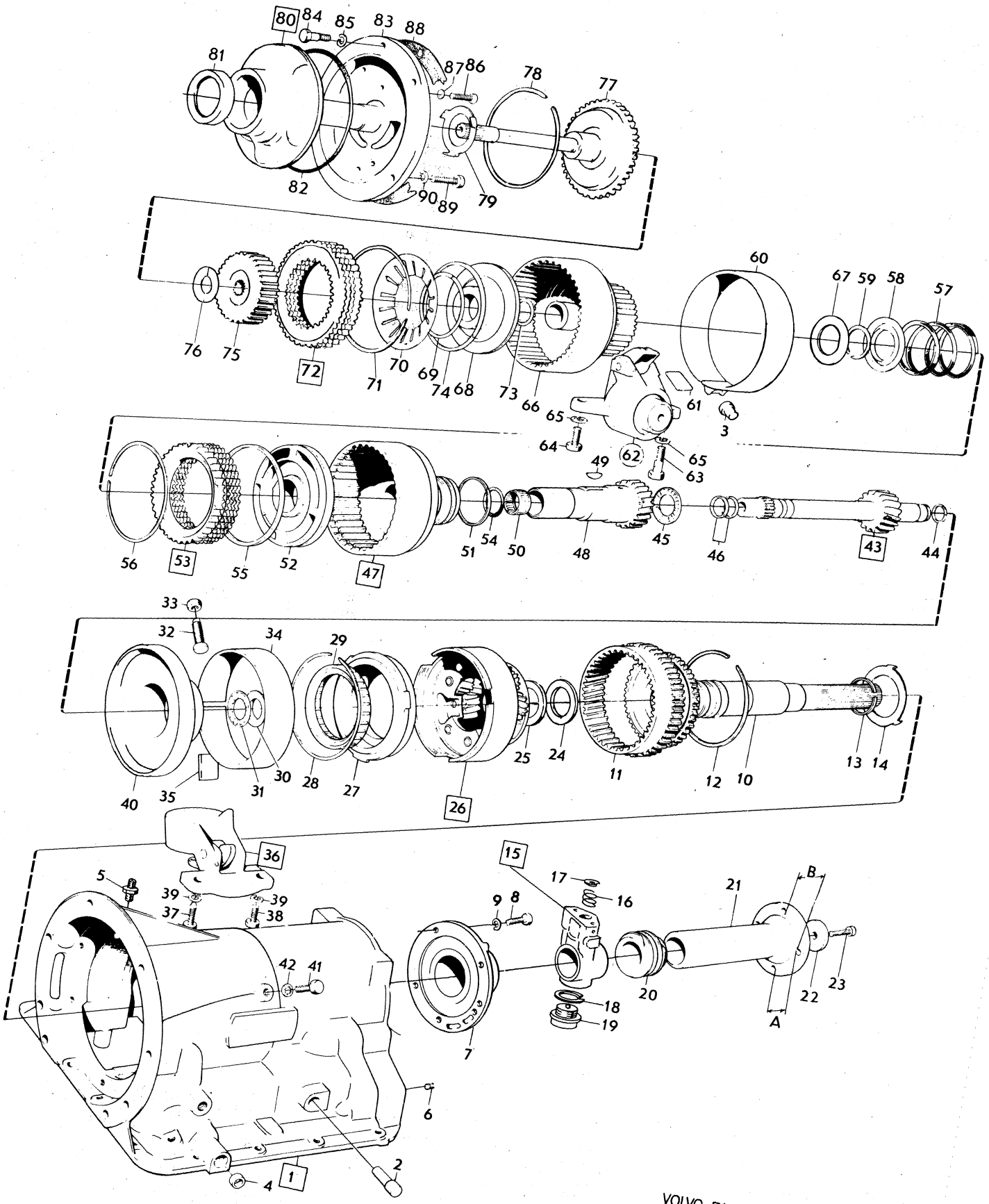

VOLVO PARTS
1 040 12218

Sida Page	Grupp Group	Växellåda, BW35	Gearbox, BW35	Illustration	0750
		Hus med planetväxel	Planet cover	10305	
56	4	Manövercylinder,främre	Front servo	1980–04	

Pos. Fig.	Antal/Quantity 235 889	235 942			Artikel nr Part No	Benämning	Description	Sats Kit	B P S R	Anmärkning Notes	
1	1	–	–	–	235889-3	Manövercylinder	Front servo				1010
	–	1	–	–	235942-0	Manövercylinder	Front servo				1020
2	1	1	–	–		.Hus	.Body		8		1030
3	1	–	–	–	235620-2	.Fjäder	.Spring				1040
	–	1	–	–	235940-4	.Fjäder	.Spring				1050
4	1	1	–	–	235555-0	.Kolv	.Piston				1060
5	1	1	–	–	235623-6	.O–ring	.O–ring	S			1070
6	1	1	–	–	235626-9	.O–ring	.O–ring	S			1080
7	1	1	–	–	235825-7	.Hylsa	.Sleeve				1090
8	1	1	–	–	235623-6	.O–ring	.O–ring	S			1100
9	1	1	–	–	941380-8	.Låsring	.Snap ring				11[illegible]
10	1	1	–	–	235627-7	.Hävarm	.Lever				1[illegible]
11	1	1	–	–	235754-9	.Axel	.Pivot pin				1130
12	1	1	–	–	235924-8	.Justerskruv	.Adjuster screw				1140
13	1	1	–	–	235894-3	.Fjäder	.Spring				1150
14	1	1	–	–	235893-5	.Kam	.Spring retainer				1160
	1	1	–	–	276501-4	Gummi–och tätnings–ringsats	Rubber–and seal ring kit				11[illegible]

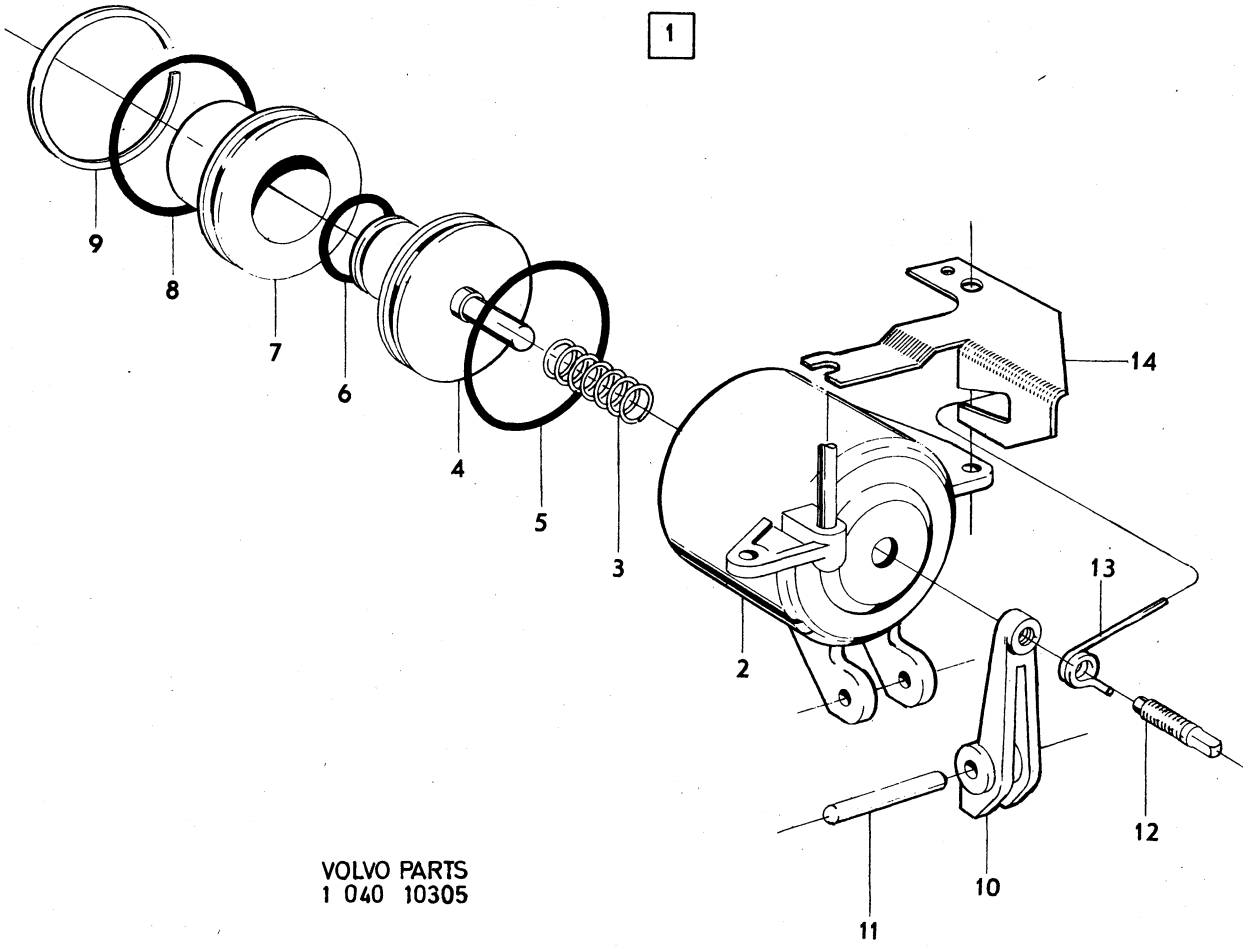

VOLVO PARTS
1 040 10305

Sida Page	Grupp Group										
58	4	Växellåda, BW35				Gearbox, BW35				Illustration	0800
		Hus med planetväxel				Planet cover				5787	
		Manövercylinder,bakre				Rear servo				1980–04	

Pos. Fig.	Antal/Quantity				Artikel nr Part No	Benämning	Description	Sats Kit	B P S R	Anmärkning Notes	
1	1	–	–	–	235744-0	Manövercylinder	Rear servo				1010
2	1	–	–	–		.Hus	.Body		8		1020
3	1	–	–	–	235746-5	.Kolv	.Piston				1030
4	1	–	–	–	235634-3	.O–ring	.O–ring	S			1040
5	1	–	–	–	235638-4	.Hävarm	.Lever				1050
6	1	–	–	–	235747-3	.Axel	.Pivot pin				1060
7	1	–	–	–	235748-1	.Fjäder	.Spring				1070
	1	–	–	–	276501-4	Gummi– och tätnings– ringsats	Rubber and seal ring kit				1080 1090

1

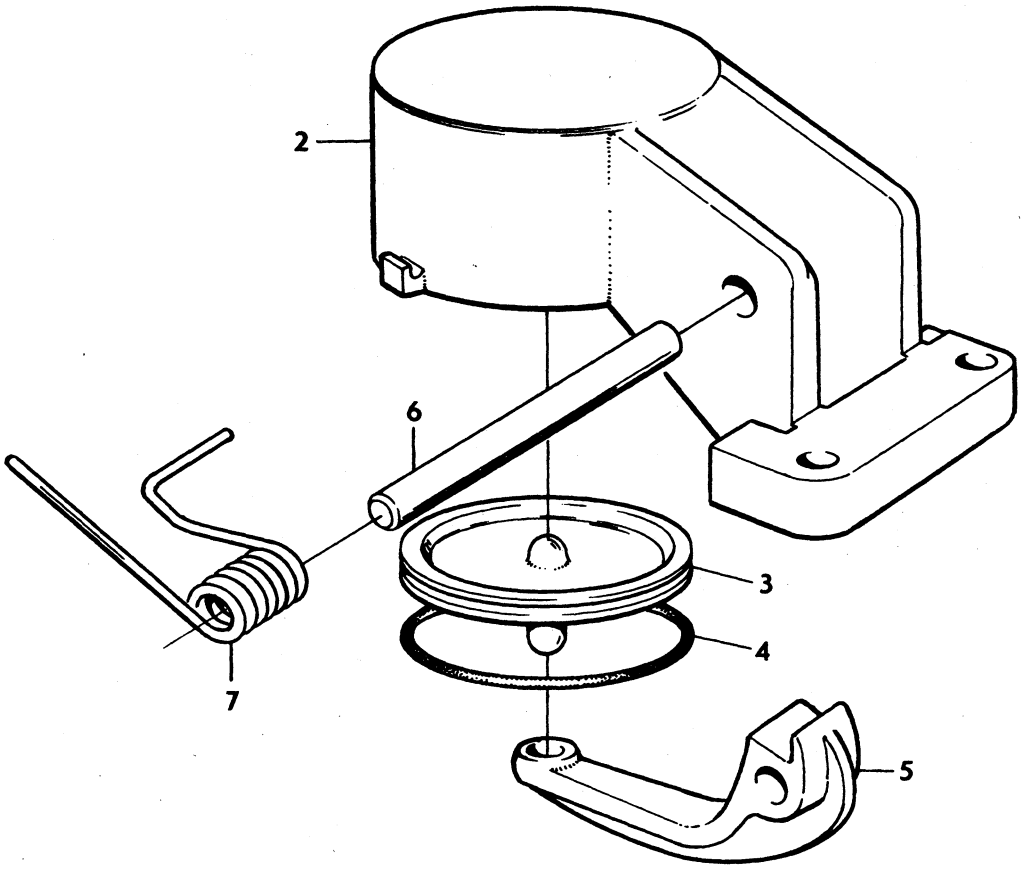

VOLVO
KA 5787

Sida Page	Grupp Group	Växellåda, BW35	Gearbox, BW35	Illustration	0850
		Kontrollsystem	Valve bodies	11671	
60	4			1980–04	

Pos. Fig.	Antal/Quantity 235 970	235 983	1220 539		Artikel nr Part No	Benämning	Description	Sats Kit	B P S R	Anmärkning Notes	
1	1	–	–	–	235970-1	Kontrollsystem	Valve bodies				1010
	–	1	–	–	235983-4	Kontrollsystem	Valve bodies				1020
	–	–	1	–	1220539-9	Kontrollsystem	Valve bodies				1030
2	1	1	1	–		.Ventilhus	.Valve body		8		1040
3	1	1	1	–		.Primär–tryck–reglerventil	.Primary regulator valve		8		1050 1060
4	1	1	1	–		.Hylsa	.Sleeve		8		1070
5	1	–	1	–	235664-0	.Fjäder	.Spring	S			1080
	–	1	–	–	235855-4	.Fjäder	.Spring	S			1090
6	1	1	1	–		.Sekundär–tryck–reglerventil	.Secundary regulator valve		8		90 1110
7	1	1	–	–	235666-5	.Fjäder	.Spring	S			1120
	–	–	1	–	1220541-5	.Fjäder	.Spring	S			1130
8	1	1	1	–		.Lock	.Plate		8		1140
9	3	3	3	–	950022-4	.Skruv	.Screw				1150
10	1	1	1	–		.Väljarslid	.Manual control valve		8		60
11	1	1	1	–	235672-3	.Fjäder	.Spring	S			.70
12	1	1	1	–		.Throttleventil	.Throttle valve		8		1180
13	1	1	1	–	235670-7	.Fjäder	.Spring	S			1190
14	1	1	1	–		.Kick–down ventil	.Downshift valve		8		1200
15	1	1	1	–	235671-5	.Stopplänk	.Stop				1210
16	1	1	1	–	235794-5	.Stopplänk	.Stop				1220
17	1	1	1	–		.Strypventil	.Servo orifice control valve		8		1230 1240
18	1	1	1	–	235674-9	.Fjäder	.Spring	S			1250
19	1	1	1	–	235675-6	.Stopplänk	.Stop				1260
20	1	1	1	–	235678-0	.Fjäder	.Spring	S			1270
21	1	1	1	–		.Distanstapp	.Spacer pin		8		1280
22	1	1	1	–		.Modulatorventil	.Modulator valve		8		1290
23	1	1	1	–		.Propp	.Plug		8		1300
24	1	1	1	–		.Låstapp	.Dowel pin		8		1310
25	1	1	1	–	235904-0	.Fjäder	.Spring	S			1320
26	1	1	1	–	61177-2	.Kula	.Ball				1330
27	1	1	1	–		.Mellanplåt	.Plate		8		1340
28	1	1	1	–		.Ventilhus	.Valve body		8		1350
29	1	1	1	–	235689-7	.Fjäder	.Spring	S			1360
30	1	1	1	–		.Kolv	.Piston		8		70
31	1	1	1	–		.Kolv	.Piston		8		30
32	1	1	1	–	235692-1	.Fjäder	.Spring	S			1390
33	1	1	1	–		.Lock	.Plate		8		1400
34	3	3	3	–	950022-4	.Skruv	.Screw				1410
35	1	1	1	–		.Ventil	.Valve		8		1420
36	1	1	1	–		.Ventil	.Valve		8		30
37	1	1	1	–		.Lock	.Plate		8		.40
38	1	1	1	–	950020-8	.Skruv	.Screw				1450
39	1	1	1	–		.Lock	.Plate		8		1460
40	2	2	2	–	950024-0	.Skruv	.Screw				1470
41	2	2	2	–	950022-4	.Skruv	.Screw				1480
42	1	1	1	–	235698-8	.Kam	.Cam				1490
43	2	2	2	–	941427-7	.Skruv	.Screw		8	NR 10 UNF–L38	1500
44	2	2	2	–	950022-4	.Skruv	.Screw				1510
45	1	1	1	–	950026-5	.Skruv	.Screw				1520
46	1	1	1	–		.Lock	.Plate				1530
47	7	7	7	–	950024-0	.Skruv	.Screw				1540
48	2	2	2	–	950029-9	.Skruv	.Screw				1550
x 49	1	1	–	–	1220609-0	.Sil	.Strainer		4	(235699)	2010
50	–	–	1	–	1220542-3	.Sil	.Strainer				2020
51	–	–	1	–	1220578-7	.Packning	.Gasket				2025
52	4	4	4	–	950020-8	.Skruv	.Screw				2030
	1	–	–	–	273222-0	Fjädersats	Spring kit				2060
x	–	1	–	–	273235-2	Fjädersats	Spring kit			(273271)	2070
	–	–	1	–	273282-4	Fjädersats	Spring kit				2080

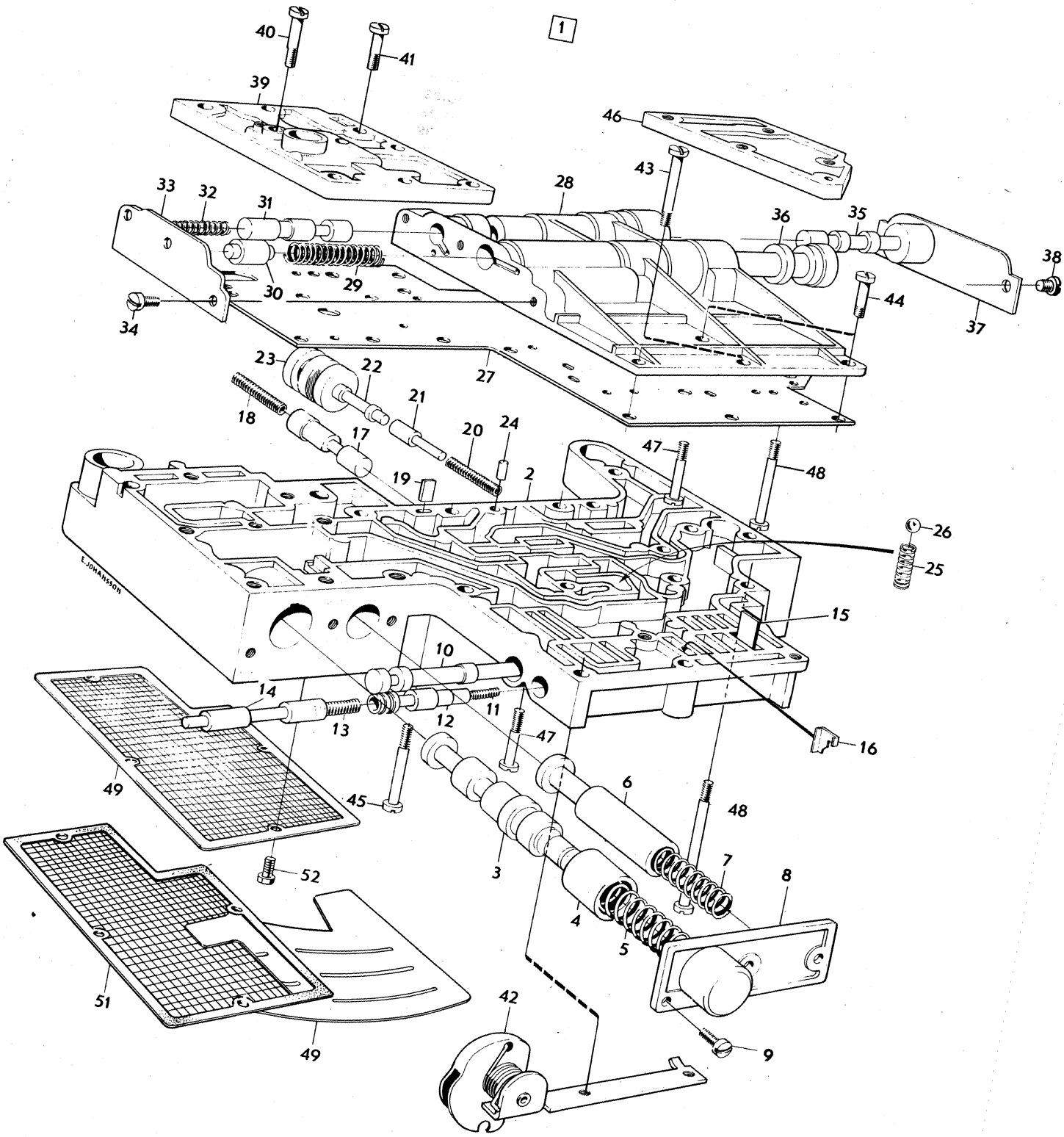

VOLVO PARTS
1 040 11671

Sida Page	Grupp Group	Oljekylning, BW35	Oil cooling, BW35	Illustration	0900
62	4			10927 1980–04	

Pos. Fig.	Antal/Quantity				Artikel nr Part No	Benämning	Description	Sats Kit	B P S R	Anmärkning Notes	
1	1	–	–	–		Kylarelement	Radiator unit			SE GRUPP 2B	1010
2	2	–	–	–	954336-4	Nippel	Nipple				1020
3	1	–	–	–	460571-3	Bundyrör	Bundy piping				1030
4	1	–	–	–	460570-5	Bundyrör	Bundy piping				1040
5	1	–	–	–	460569-7	Bundyrör	Bundy piping				1050
6	1	–	–	–	460568-9	Bundyrör	Bundy piping				1060
7	6	–	–	–	954322-4	.Överfallsmutter	.Cap nut				1070
8	1	–	–	–	460565-5	Konsol	Bracket				1080
9	2	–	–	–	955127-6	Skruv	Screw				1090
10	1	–	–	–	460426-0	Klamma	Clamp				1100
11	1	–	–	–	955127-6	Skruv	Screw				1110
12	3	–	–	–	460428-6	Klammer	Clips				1120
13	1	–	–	–	460591-1	Fästplåt	Anchorage plate				1130
14	1	–	–	–	943815-1	Klammer	Clamp				[illegible]0
15	1	–	–	–	190665-0	Skruv	Screw				[illegible]0
16	2	–	–	–	954329-9	Skarvnippel	Screw union				1160
17	2	–	–	–	954350-5	Överfallsmutter	Cap nut				1170
18	2	–	–	–	954365-3	Kona	Fitting				1180
19	2	–	–	–		Anslutning	Connector			SE SIDA 50, 2-C03	1190

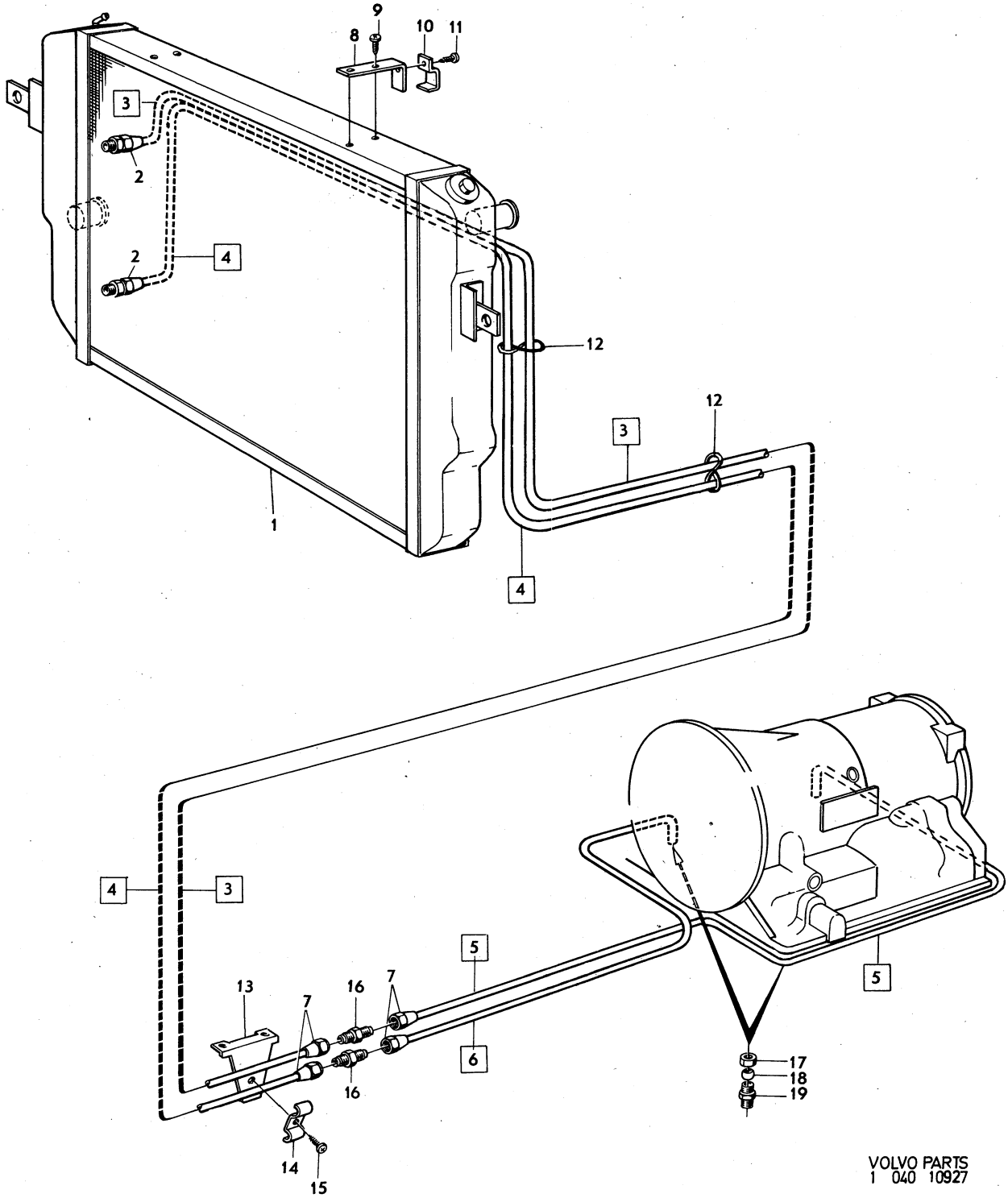

VOLVO PARTS
1 040 10927

Sida Page	Grupp Group	Kardanaxel, stödlager	Propeller shaft, centre bearing	Illustration	0950
		ALT 1	ALT 1	26800	
64	4			1980–04	

Pos. Fig.	Antal/Quantity M40	M41	BW 35		Artikel nr Part No	Benämning	Description	Sats Kit	B P S R	Anmärkning Notes	
1	1	–	–	–	677626-4	Kardanaxel 1140	Propeller shaft 1140			13,14)STD	0020
	1	–	–	–	678852-5	Kardanaxel 1310	Propeller shaft 1310			13, 34)	0040
										144 S1716,S1718–S1720,	0060
										S1779,S1781,S1782	0080
										145 S1717,S1721–S1725	0100
										S1780,S1783.	0120
	–	1	–	–	677627-2	Kardanaxel 1140	Propeller shaft 1140			13) 142 B20A,B,F, CH	0140
										–393949	0160
										144 B20A,B,F,CH–427999	0180
										145 B20A,B,CH–210049	0200
	–	1	–	–	678853-3	Kardanaxel 1310	Propeller shaft 1310			13) 142 B20E	20
										144 B20E CH–512682	0240
										145 B20E,F	0260
	–	–	1	–	687335-0	Kardanaxel 1140	Propeller shaft 1140			13,14)	0280
	–	–	1	–	687337-6	Kardanaxel 1310	Propeller shaft 1310			13,35)	0300
2	1	1	1	–	683964-1	Kardanaxel 1140	Propeller shaft 1140			13,14) STD	0320
	1	1	1	–	687371-5	Kardanaxel 1310	Propeller shaft 1310			13,15) 142 144 B20E	40
										144 S1716,S1718–S1720,	0360
										S1779,S1781,S1782	0380
										145 S1717,S1721–S1725,	0400
										S1780,S1783.	0420
	–	–	–	–		.Det se sida 72, 2-D01	.Comps page 72, 2-D01				0440
3	–	–	–	–		Stödlager	Centre bearing		8		0460
4	2	2	2	–	675582-1	.Stänkskydd	.Baffle			1140	0480
	2	2	2	–	678995-2	.Stänkskydd	.Baffle			1310	0500
5	1	1	1	–	181549-7	.Kullager	.Ball bearing			1140	0520
	1	1	1	–	183265-8	.Kullager	.Ball bearing			1310	0540
6	1	1	1	–	686352-6	.Lagerhållare	.Bearing cage			1140	0560
	1	1	1	–	686668-5	.Lagerhållare	.Bearing cage			27) 1310	0580
	1	1	1	–	1221635-4	.Lagerhållare	.Bearing cage			32) 1310	0600
7	1	1	1	–	682707-5	.Bricka	.Washer				0620
8	1	1	1	–	683537-5	.Fjäder	.Spring				0640
9	1	1	1	–	683534-2	.Överfall	.Cap				0660
10	2	2	2	–	942402-9	.Flänsskruv	.Flanged screw				0680
11	1	1	1	–	675365-1	.Mutter	.Nut			1140	0700
	1	1	1	–	678825-1	.Mutter	.Nut			1310	0720
12	1	1	1	–	675587-0	.Gummitätning	.Rubber boot			1140	0740
	1	1	1	–	678824-4	.Gummitätning	.Rubber boot			1310 EXCL S1779–S1783	60
	1	1	1	–	1206097-6	.Gummitätning	.Rubber boot			1310 EXCL S1779–S1783	780
13	8	8	8	–	942803-8	Skruv	Screw			1310	0800
14	8	8	8	–	950384-8	Mutter	Nut			1310	0820
	2	2	2	–	273202-2	Skruvsats	Bolt kit			1140	0840
15	4	4	4	–	942267-6	.Skruv	.Screw	S		1140	0860

13. Det nummer 1140 eller 1310 som anges i texten avser medbringarens storlek. Mått: Se bilden. Stödlagret följer storlekstyperna 1140 och 1310. Parts numbers 1140 or 1310, given in the text, pertain to the size of the companion flange. Measurements: See the illustration. The centre bearing is dependant on sizes 1140 and 1310. Les numéros de référence 1140 ou 1310 mentionnés dans le texte représentent la grandeur du flasque. Cote: Voir figure. Le palier d'appui suit les types de grandeur 1140 et 1310. Die im Text angegebenem Nummern 1140 bzw. 1310 beziehen sich auf die Antrieblanschgrösse. Bez. der Masse, s. Abbild ung. Das stütslager folgt den Grössten typen 1140 und 1310. El número de detalle 1140 o 1310, que señalamos en el texto, corresponde al tamaño de la brida. Media: Ver figura. El cojinete de apoyo sigue a los tripos de tamaño 1140 y 1310.
14. 142 B20 A, B, F, CH–393949 144 B20 A, B, F, CH–427999 145 B20 A, B, CH–210049 145 USA, CAN, B20F CH–180428 excl. 178029–178039, 178734–178794, 178849–180009, 180010–180164
15. 145 B20 E, F. 145 USA, CAN, B20F, CH 180429– incl. 178029–178039, 178734–178794, 178849–180009, 180010–180164.
27. 142 excl. B20E, M40, CH–393949. M41, BW35. 144 excl. B20E, M40, CH–428938 excl. 428000–428077 . M41, BW35, 145 excl. B20E,f, M40, CH–210049. M41, BW35.
32. 142 B20E, M40 CH 393950–. 144 B20E, M40 CH 428939– incl. 428000–428077. 145 B20E,f, M40, CH 210050–.
34. 142 B20E CH –448245. 144B20E CH –505923. 145 B20E, F, excl USA, CAN, CH –258755. 145 B20F, USA, CAN CH 178029 – 178039, 178734 – 178794, 178849 – 180009, 180010 – 180164, 180429 – 258755.
35. 142 B20E CH –454082. 144 B20E CH –510853. 145 B20E, F, excl. USA, CAN, CH –261481. 145 B20F, USA, CAN CH 178029 – 178039, 178734 –178794, 178849 – 180009, 180010 – 180164, 180429 – 261481.

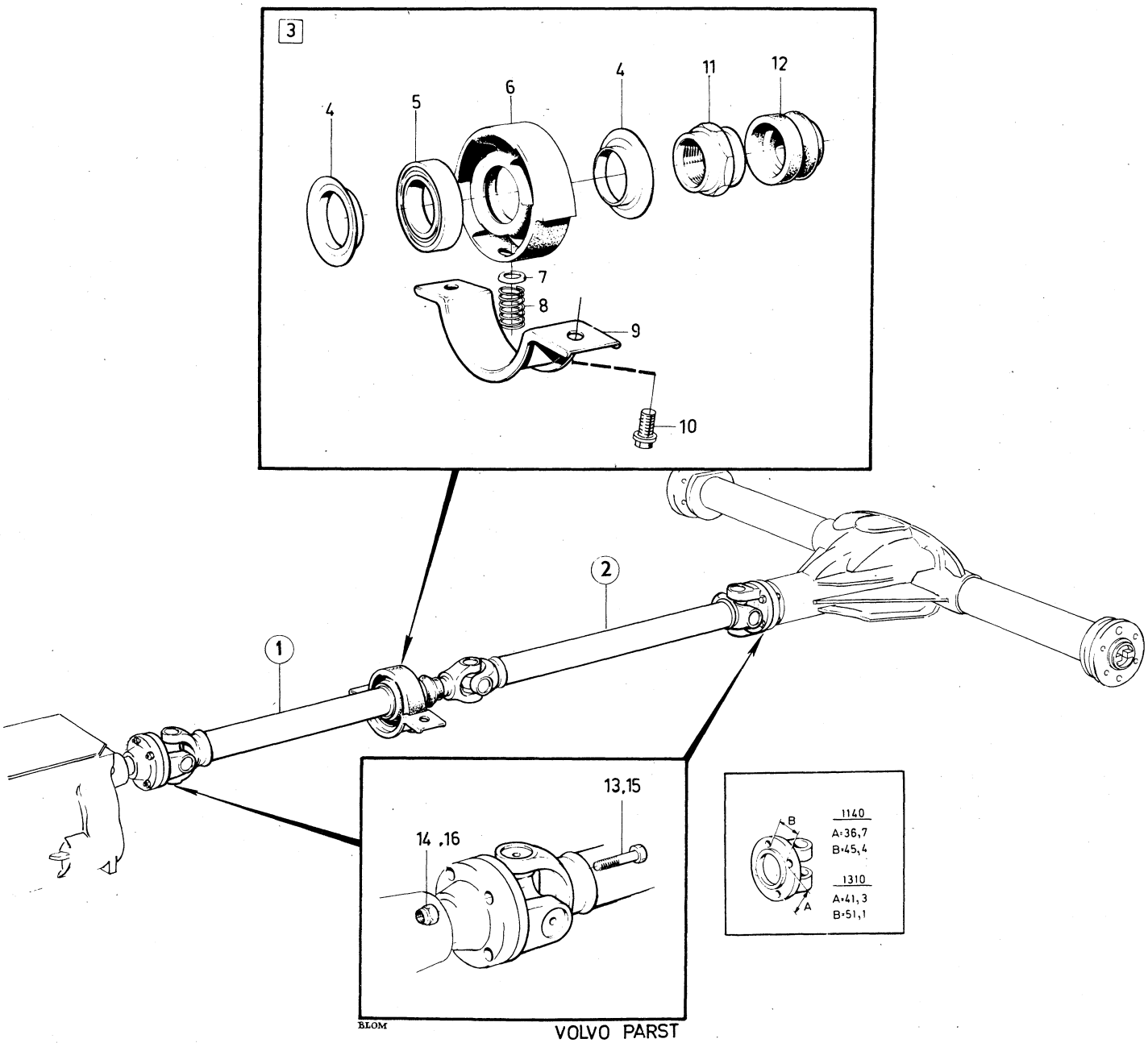

BLOM

VOLVO PARST
1 040 26800
(105:5)

Sida Page	Grupp Group	Kardanaxel, stödlager	Propeller shaft, centre bearing	Illustration	0950
66	4	ALT 1	ALT 1	26800 1980–04	

Pos. Fig.	Antal/Quantity M40	M41	BW 35		Artikel nr Part No	Benämning	Description	Sats Kit	B P S R	Anmärkning Notes	
16	4	4	4	–	950373-1	.Mutter	.Nut	S		1140	0880

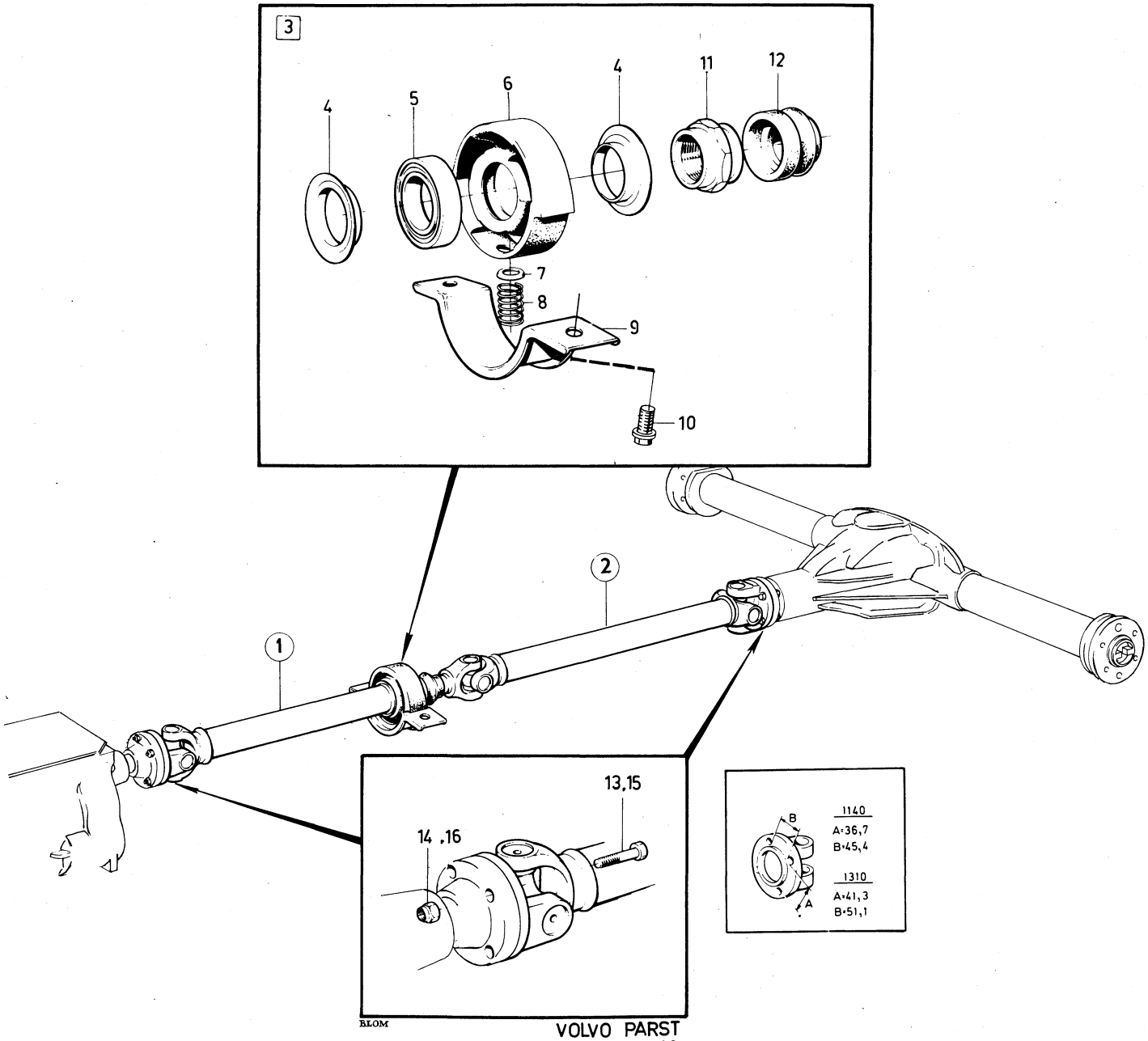

BLOM

VOLVO PARST
1 040 26800
(105:5)

Sida Page	Grupp Group	Kardanaxel, stödlager	Propeller shaft, centre bearing	Illustration	1000
		ALT 2	ALT 2	26801	
68	4			1980–04	

Pos. Fig.	Antal/Quantity M40	M41	BN 35		Artikel nr Part No	Benämning	Description	Sats Kit	B P S R	Anmärkning Notes	
1	1	–	–	–	383433-0	Kardanaxel	Propeller shaft			13) 142B20A, B, F	0020
										ERS AV 1 ST 1217609–5	0040
	–	–	–	–		.Kardanaxel,	.Propeller shaft,		8	CH 393950–	0060
						främre 1140	front 1140				0080
	–	–	–	–		.Kardanaxel,	.Propeller shaft,		8	144 B20A, B, F	0100
						bakre 1310	rear 1310			CH 428000–.	0120
										145 B20A, B	0140
										CH 210050–.	0160
	–	–	–	–		..Det se sida 74, 2-D03	..Comps page 74, 2-D03				0165
	–	1	–	–	383436-3	Kardanaxel	Propeller shaft		2	13) 142 B20A, B, F	0180
										ERS AV 1 ST 1217610–3	[illegible]
	–	–	–	–		.Kardanaxel,	.Propeller shaft,		8	CH 393950–.	0220
	–	–	–	–		Främre 1140	Front 1140				0240
	–	–	–	–		.Kardanaxel,	.Propeller shaft,		8	144 B20A, B, F	0260
						bakre 1310	rear 1310			CH 428000–.	0280
										145 B20A, B	0300
										CH 210050–.	[illegible]
	–	–	–	–		..Det se sida 74, 2-D03	..Comps page 74, 2-D03				0325
	–	–	1	–	383438-9	Kardanaxel	Propeller shaft			13) 142 B20A, B, F	0340
										ERS AV 1 ST 1217611–1	0360
	–	–	–	–		.Kardanaxel,	.Propeller shaft,		8	CH 393950–	0380
						främre 1140	front 1140				0400
	–	–	–	–		.Kardanaxel,	.Propeller shaft,		8	144 B20A, B, F	0420
						bakre 1310	rear 1310			CH 428000–.	0440
										145 B20A, B	0460
										CH 210050–	0480
	–	–	–	–		..Det se sida 74, 2-D03	..Comps page 74, 2-D03				0485
2	1	–	–	–	383440-5	Kardanaxel	Propeller shaft		4	13, 36) S1779–S1783	0500
	–	–	–	–		.Kardanaxel,	.Propeller shaft,		8		0520
						främre 1140	front 1140				0540
	–	–	–	–		.Kardanaxel	.Propeller shaft,		8		0560
						bakre 1310	rear 1310				0580
	–	–	–	–		..Det se sida 74, 2-D03	..Comps page 74, 2-D03				0600
	–	1	–	–	383443-9	Kardanaxel	Propeller shaft		4	13) 144 B20E,	0620
										CH 512683–	0640
	–	–	–	–		.Kardanaxel,	.Propeller shaft,		8		0660
						främre 1310	front 1310				0680
	–	–	–	–		.Kardanaxel,	.Propeller shaft,		8		[illegible]
						bakre 1310	rear 1310				0720
	–	–	–	–		..Det se sida 74, 2-D03	..Comps page 74, 2-D03				0740
	–	–	1	–	383445-4	Kardanaxel	Propeller shaft		4	13, 37) S1779–1783	0760
	–	–	–	–		.Kardanaxel,	.Propeller shaft,		8		0780
						främre 1310	front 1310				0800
	–	–	–	–		.Kardanaxel,	.Propeller shaft,		8		[illegible]
						bakre 1310	rear 1310				0840
	–	–	–	–		..Det se sida 74, 2-D03	..Comps page 74, 2-D03				0860
3	1	1	1	–		Stödlager	Centre bearing		8		0880
4	1	1	1	–	686352-6	.Lagerhållare	.Bearing cage			1140	0900
	1	1	1	–	686668-5	.Lagerhållare	.Bearing cage			27)1310	0920

13. Det nummer 1140 eller 1310 som anges i texten avser medbringarens storlek. Mått: Se bilden. Stödlagret följer storlekstyperna 1140 och 1310. Parts numbers 1140 or 1310, given in the text, pertain to the size of the companion flange. Measurements: See the illustration. The centre bearing is dependant on sizes 1140 and 1310. Les numéros de référence 1140 ou 1310 mentionnés dans le texte représentent la grandeur du flasque. Cote: Voir figure. Le palier d'appui suit les types de grandeur 1140 et 1310. Die im Text angegebenem Nummern 1140 bzw. 1310 beziehen sich auf die Antrieblanschgrösse. Bez. der Masse, s. Abbild ung. Das stütslager folgt den Grössten typen 1140 und 1310. El número de detalle 1140 o 1310, que señalamos en el texto, corresponde al tamaño de la brida. Media: Ver figura. El cojinete de apoyo sigue a los tripos de tamaño 1140 y 1310.

27. 142 excl. B20E, M40, CH–393949. M41, BW35. 144 excl. B20E, M40, CH–428938 excl. 428000–428077 . M41, BW35, 145 excl. B20E,f, M40, CH–210049. M41, BW35.

36. 142 B20E CH 448246–. 144 B20E CH 505923–. 145 B20E, F CH 258756–.

37. 142 B20E CH 454083–. 144 B20E CH 510854–. 145 B20E, F CH 261482–.

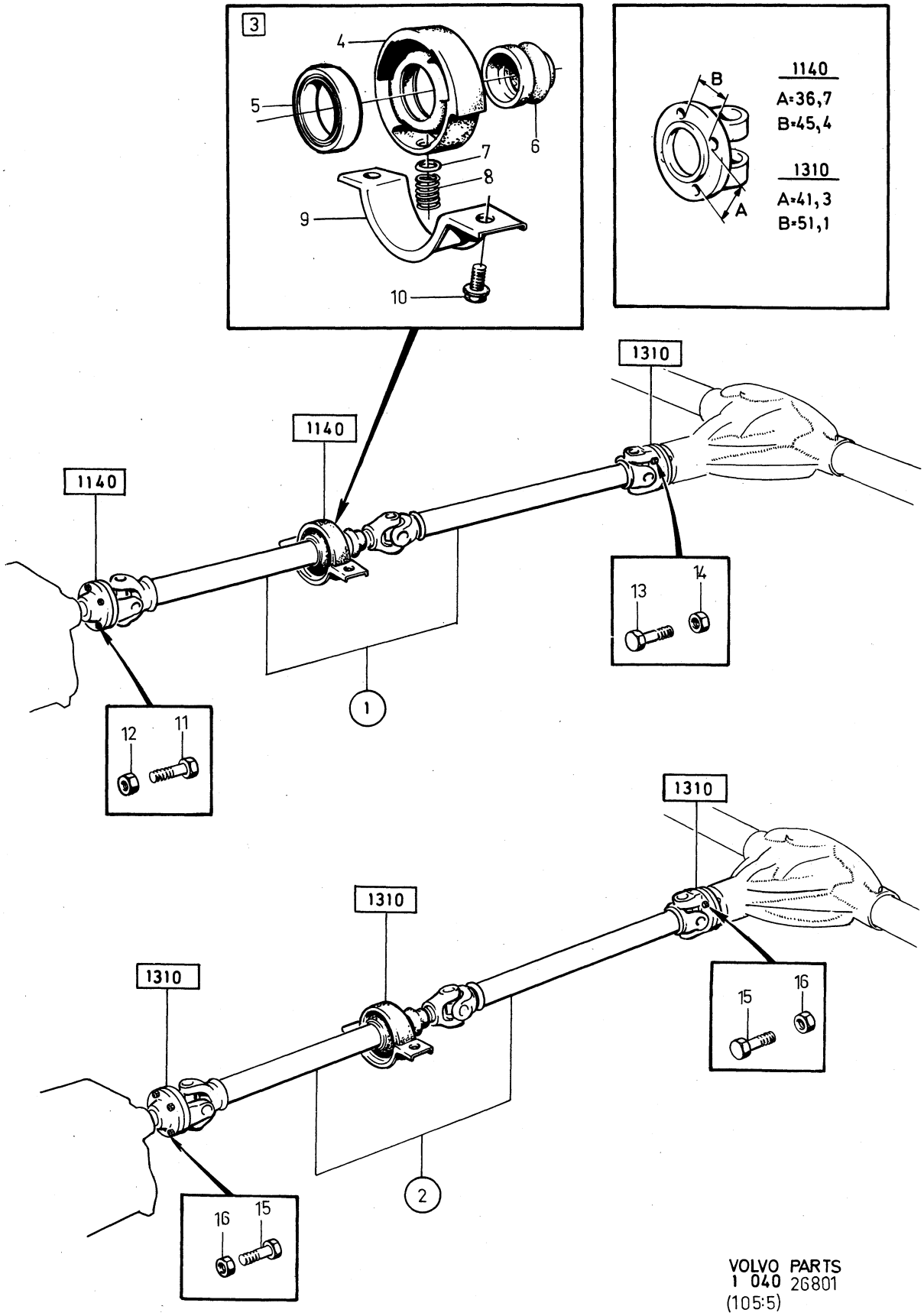

VOLVO PARTS
1 040 26801
(105:5)

Sida Page	Grupp Group	Kardanaxel, stödlager	Propeller shaft, centre bearing	Illustration	1000
70	4	ALT 2	ALT 2	26801 1980–04	

Pos. Fig.	Antal/Quantity M40	M41	BN 35		Artikel nr Part No	Benämning	Description	Sats Kit	B P S R	Anmärkning Notes	
	1	1	1	–	1221635-4	.Lagerhållare	.Bearing cage			32)1310	0940
5	1	1	1	–		.Kullager	.Ball bearing			1140	0960
										SE SIDA 74, 2-D03	0980
	1	1	1	–		.Kullager	.Ball bearing			27, 32)1310	1000
										SE SIDA 74, 2-D03	1020
6	1	1	1	–	1206096-8	.Gummitätning	.Rubber seal			1140	1040
	1	1	1	–	1206097-6	.Gummitätning	.Rubber seal			1310	1060
7	1	1	1	–	682707-5	.Bricka	.Washer				1080
x 8	1	1	1	–	683357-8	.Fjäder	.Spring				1100
x 9	1	1	1	–	683354-5	.Överfall	.Cap				1120
10	2	2	2	–	942402-9	.Flänsskruv	.Flanged screw				1140
11	4	4	4	–	942267-6	Skruv	Screw			1140	1160
12	4	4	4	–	950373-1	Mutter	Nut			1140	1180
13	4	4	4	–	942803-8	Skruv	Screw			1140	1200
14	4	4	4	–	950384-8	Mutter	Nut			1140	1220
15	8	8	8	–	942803-8	Skruv	Screw			1310	1240
16	8	8	8	–	950384-8	Mutter	Nut			1310	1260

27. 142 excl. B20E, M40, CH–393949. M41, BW35. 144 excl. B20E, M40, CH–428938 excl. 428000–428077. M41, BW35, 145 excl. B20E,f, M40, CH–210049. M41, BW35.
32. 142 B20E, M40 CH 393950–. 144 B20E, M40 CH 428939– incl. 428000–428077. 145 B20E,f, M40, CH 210050–.

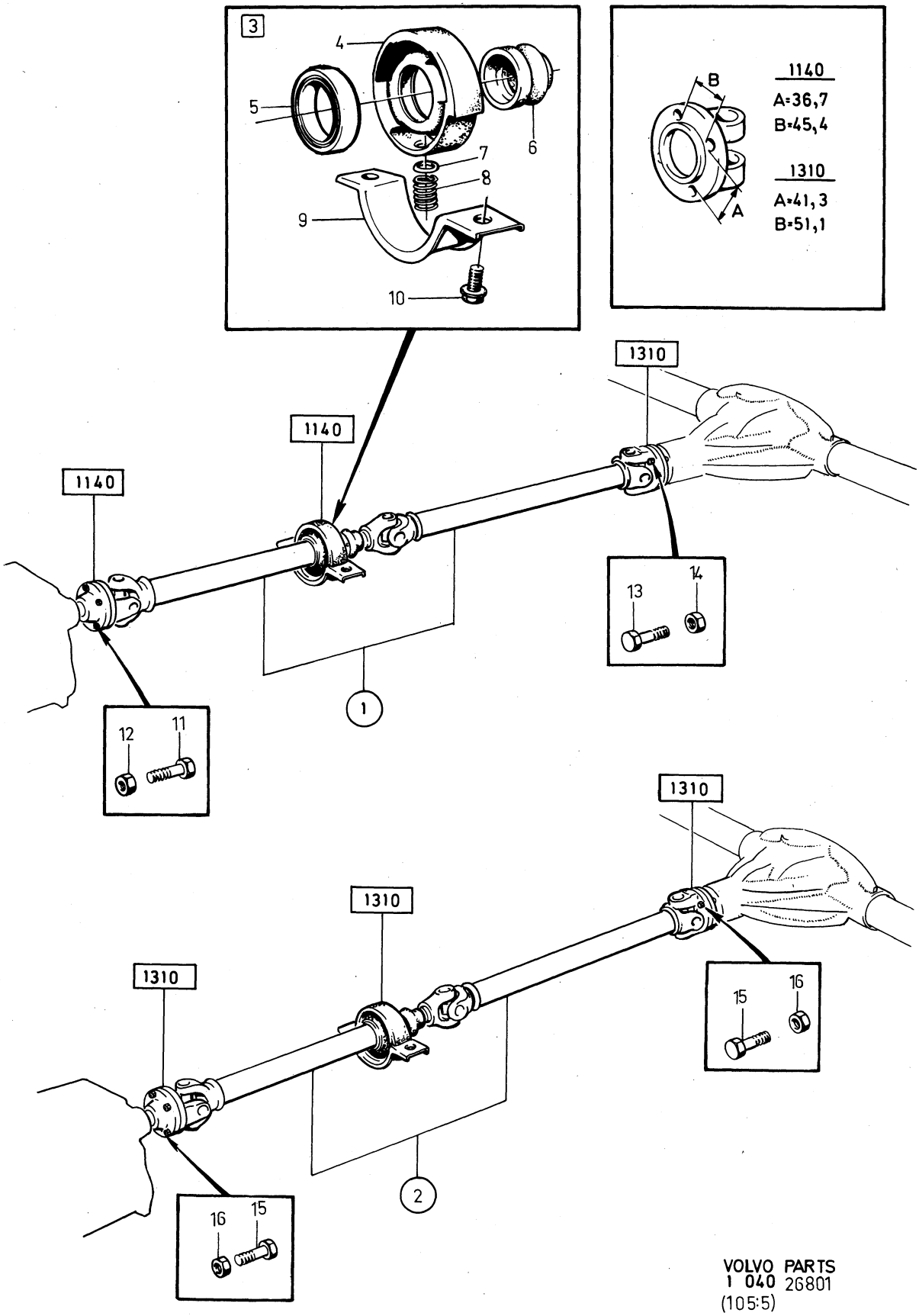

VOLVO PARTS
1 040 26801
(105:5)

Sida Page	Grupp Group	Kardanaxel	Propeller shaft	Illustration	1050
72	4			26802 1980–04	

	Pos. Fig.	Antal/Quantity				Artikel nr Part No	Benämning	Description	Sats Kit	B P S R	Anmärkning Notes	
		–	–	–	–							0020
		–	–	–	–		KARDANAXEL 1140	PROPELLER SHAFT 1140			13)	0040
												0060
												0080
	1	1	–	–	–	677626-4	Kardanaxel	Propeller shaft				0100
		–	1	–	–	677627-2	Kardanaxel	Propeller shaft				0120
		–	–	1	–	683964-1	Kardanaxel	Propeller shaft				0140
		–	–	–	1	687335-0	Kardanaxel	Propeller shaft				0160
x	2	1	1	1	1	232460-6	.Flänsgaffel	.Flange yoke		4	(87941)	0180
x	3	1	1	2	1	1217606-1	.Axelkors	.Joint cross		1	(672037)	0200
	4	4	4	8	4	118006-6	..Låsring	..Circlip				[illegible]
	5	–	–	1	–		.Gaffeltapp	.Yoke shaft				0300
	6	1	1	–	1		.Röraxel	.Tubular shaft		8		0320
	7	–	–	1	–		.Röraxel	.Tubular shaft		8		0340
												0380
												0400
												[illegible]
												0440
												0460
												0480
		–	–	–	–		KARDANAXEL 1310	PROPELLER SHAFT 1310			13)	0500
												0520
												0540
	1	1	–	–	–	678852-5	Kardanaxel	Propeller shaft				0560
		–	1	–	–	678853-3	Kardanaxel	Propeller shaft				0580
		–	–	1	–	687337-6	Kardanaxel	Propeller shaft				0600
		–	–	–	1	687371-5	Kardanaxel	Propeller shaft				0620
	2	1	1	1	1	231313-8	.Flänsgaffel	.Flange yoke				0660
	3	1	1	1	2	231311-2	.Axelkors	.Joint cross				0700
	4	4	4	4	8	24383-2	..Låsring	..Circlip				0740
	5	–	–	–	1	656766-3	.Gaffeltapp	.Yoke shaft				0760
	6	1	1	1	–		.Röraxel	.Tubular shaft				0780
	7	–	–	–	1		.Röraxel	.Tubular shaft				0800

13. Det nummer 1140 eller 1310 som anges i texten avser medbringarens storlek. Mått: Se bilden. Stödlagret följer storlekstyperna 1140 och 1310. Parts numbers 1140 or 1310, given in the text, pertain to the size of the companion flange. Measurements: See the illustration. The centre bearing is dependant on sizes 1140 and 1310. Les numéros de référence 1140 ou 1310 mentionnés dans le texte représentent la grandeur du flasque. Cote: Voir figure. Le palier d'appui suit les types de grandeur 1140 et 1310. Die im Text angegebenem Nummern 1140 bzw. 1310 beziehen sich auf die Antrieblanschgrösse. Bez. der Masse, s. Abbild ung. Das stütslager folgt den Grössten typen 1140 und 1310. El número de detalle 1140 o 1310, que señalamos en el texto, corresponde al tamaño de la brida. Media: Ver figura. El cojinete de apoyo sigue a los tripos de tamaño 1140 y 1310.

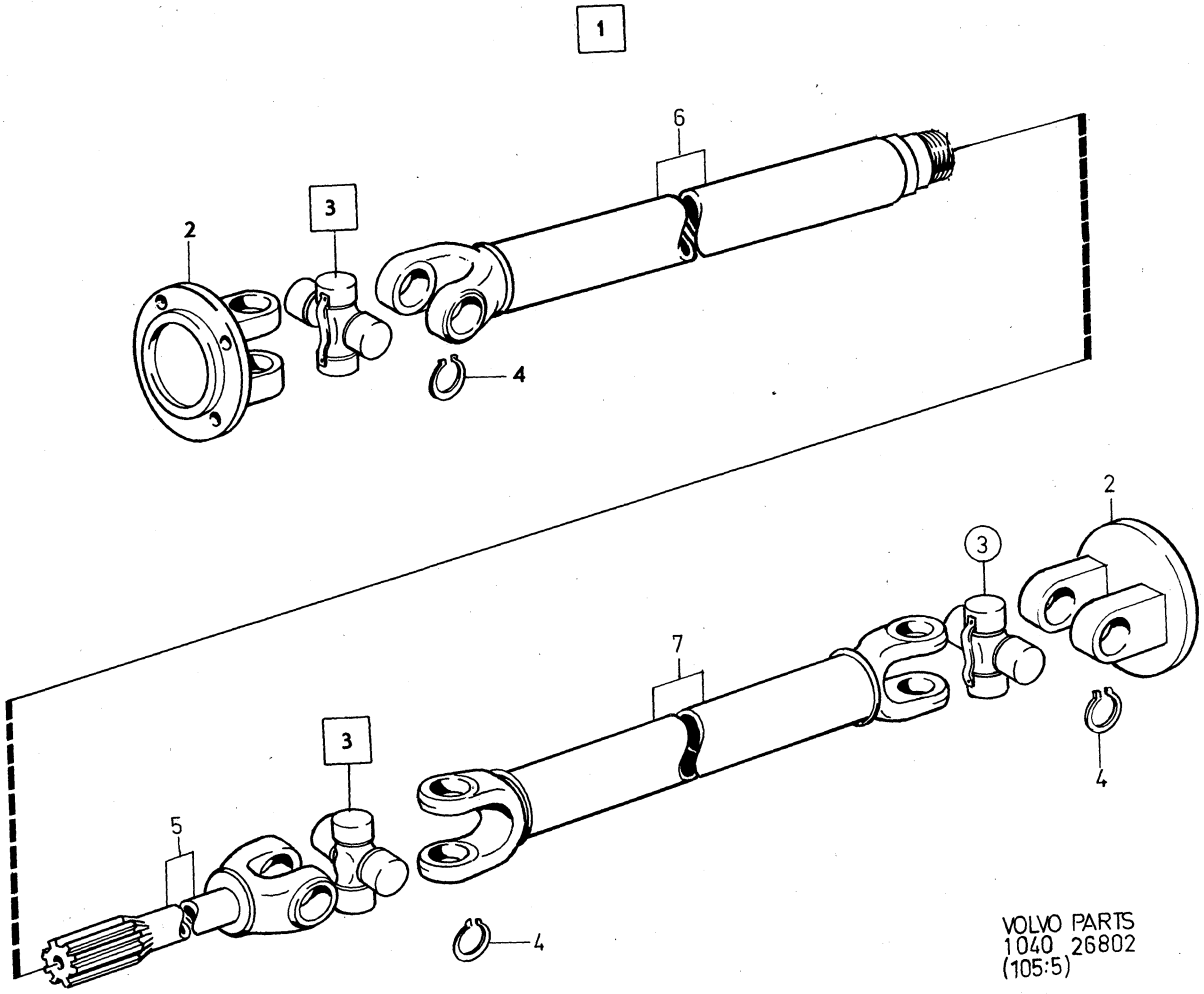

VOLVO PARTS
1040 26802
(105:5)

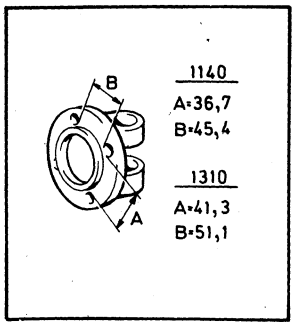

Sida Page	Grupp Group	Kardanaxlar	Propeller shaft	Illustration	1100
74	4			26803 1980–04	

Pos. Fig.	Antal/Quantity				Artikel nr Part No	Benämning	Description	Sats Kit	B P S R	Anmärkning Notes	
	–	–	–	–							0020
						KARDANAXEL 1140	PROPELLER SHAFT 1140			13)	0040
											0060
											0080
1	1	–	–	–	383433-0	Kardanaxel	Propeller shaft			ERS AV 1 ST 1217609–5	0100
	–	1	–	–	383436-3	Kardanaxel	Propeller shaft		2	ERS AV 1 ST 1217610–3	0120
	–	–	1	–	383438-9	Kardanaxel	Propeller shaft			ERS AV 1 ST 1217611–1	0140
2	1	1	1	–	383432-2	.Flänsgaffel	.Flange yoke				0160
x 3	2	2	2	–	1217606-1	.Axelkors	.Joint cross		1	(672037)	0180
4	8	8	8	–	118006-6	..Låsring	..Circlip				0200
5	1	1	1	–		.Röraxel	.Tubular shaft		8		0220
6	1	1	1	–	675582-1	.Stänkskydd	.Baffle				0240
7	1	1	1	–	181549-7	.Kullager	.Ball bearing				0260
8	1	1	1	–	383454-6	.Gaffeltapp	.Yoke shaft		8		0280
9	1	1	1	–		.Röraxel	.Tubular shaft		8		0300
10	1	1	1	–	383472-8	.Axelkors	.Joint cross				0320
11	4	4	4	–	383489-2	..Låsring	..Circlip				0340
12	1	1	1	–	383471-0	.Flänsgaffel	.Flange yoke				0360
											0380
											0400
											0420
											0440
											0460
	–	–	–	–		KARDANAXEL 1310	PROPELLER SHAFT 1310			13)	0480
											0500
											0520
1	1	–	–	–	383440-5	Kardanaxel	Propeller shaft		4		0540
	–	1	–	–	383443-9	Kardanaxel	Propeller shaft		4		0560
	–	–	1	–	383445-4	Kardanaxel	Propeller shaft		4		0580
2	1	1	1	–	231313-8	.Flänsgaffel	.Flange yoke				0600
3	2	2	2	–	231311-2	.Axelkors	.Joint cross				0620
4	8	8	8	–	24383-2	..Låsring	..Circlip				0640
5	1	1	1	–		.Röraxel	.Tubular shaft		8		0660
6	1	1	1	–	678995-2	.Stänkskydd	.Baffle				0680
7	1	1	1	–	183265-8	.Kullager	.Ball bearing				0700
8	1	1	1	–	231312-0	.Gaffeltapp	.Yoke shaft				0720
9	1	1	1	–		.Röraxel	.Tubular shaft		8		0740
10	1	1	1	–	231311-2	.Axelkors	.Joint cross				0760
11	4	4	4	–	24383-2	..Låsring	..Circlip				0780
12	1	1	1	–	231313-8	.Flänsgaffel	.Flange yoke				0800

13. Det nummer 1140 eller 1310 som anges i texten avser medbringarens storlek. Mått: Se bilden. Stödlagret följer storlekstyperna 1140 och 1310. Parts numbers 1140 or 1310, given in the text, pertain to the size of the companion flange. Measurements: See the illustration. The centre bearing is dependant on sizes 1140 and 1310. Les numéros de référence 1140 ou 1310 mentionnés dans le texte représentent la grandeur du flasque. Cote: Voir figure. Le palier d'appui suit les types de grandeur 1140 et 1310. Die im Text angegebenem Nummern 1140 bzw. 1310 beziehen sich auf die Antrieblanschgrösse. Bez. der Masse, s. Abbild ung. Das stütslager folgt den Grössten typen 1140 und 1310. El número de detalle 1140 o 1310, que señalamos en el texto, corresponde al tamaño de la brida. Media: Ver figura. El cojinete de apoyo sigue a los tripos de tamaño 1140 y 1310.

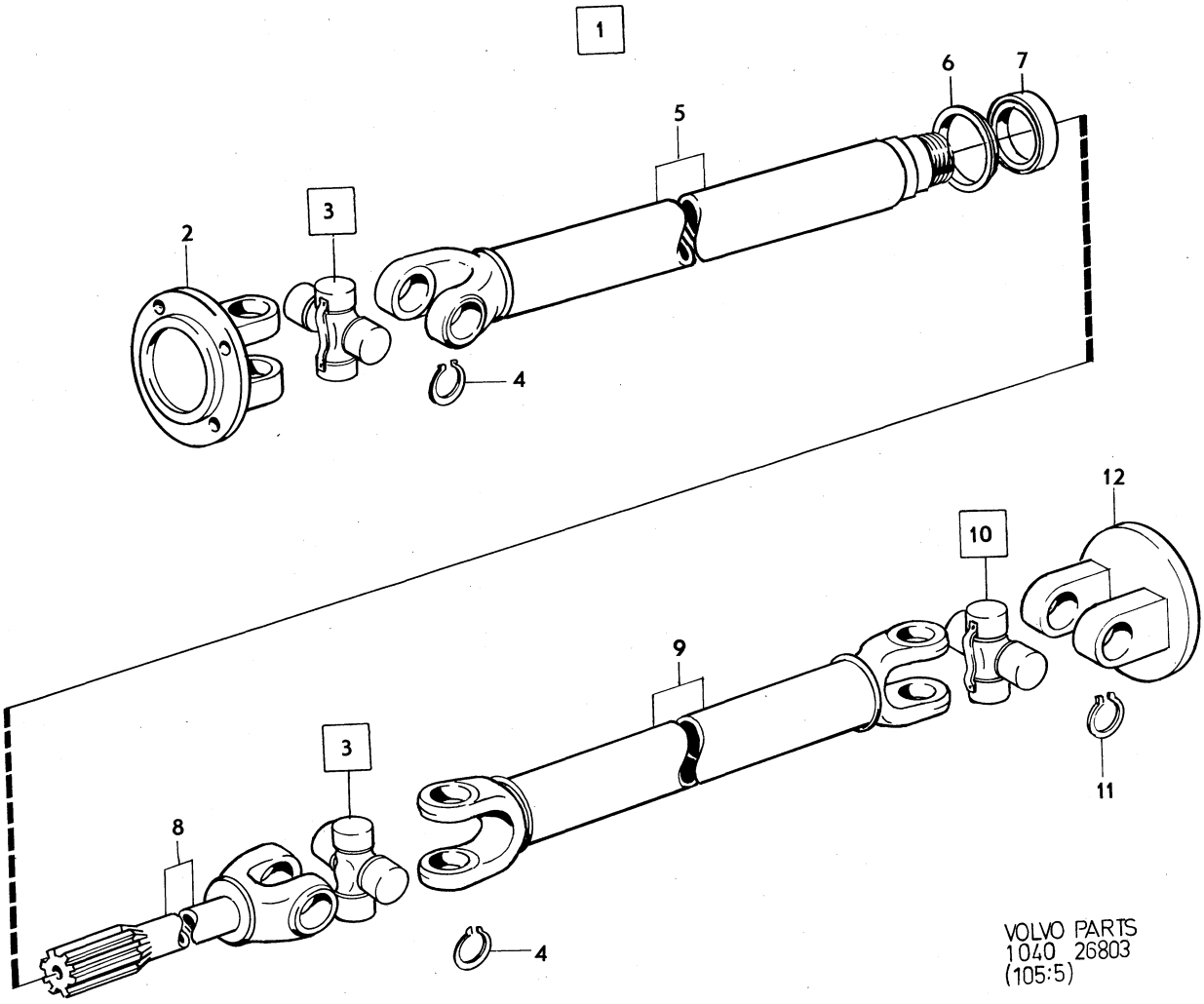

VOLVO PARTS
1040 26803
(105:5)

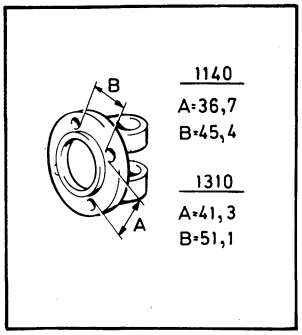

Sida Page	Grupp Group	Bakaxel, alt. Upphängning	Rear axle, alt Mountings	Illustration 13444 1980–04	1150
76	4				

Pos. Fig.	Antal/Quantity				Artikel nr Part No	Benämning	Description	Sats Kit	B P S R	Anmärkning Notes	
1	1	–	–	–	255760-1	Bakaxel utv 3,91/1	Rear axle,ratio 3,91/1		8	16) MÄRKT 255760	0020
	1	–	–	–	255812-0	Bakaxel utv 3,91/1	Rear axle,ratio 3,91/1		8	16) MÄRKT 255812	0040
	1	–	–	–	255781-7	Bakaxel utv 3,91/1	Rear axle,ratio 3,91/1		8	16) MÄRKT 255781	0060
	1	–	–	–	255815-3	Bakaxel utv 3,91/1	Rear axle,ratio 3,91/1		8	16) MÄRKT 255815	0080
	1	–	–	–	255697-5	Bakaxel utv 4,10/1	Rear axle,ratio 4,10/1		4	16)MÄRKT 255697.ERS	0100
										AV 1 ST 255802–1,	0120
										1 ST 384281–2	0140
	1	–	–	–	255779-1	Bakaxel utv 4,10/1	Rear axle,ratio 4,10/1		4	16) MÄRKT 255779.	0160
										ERS AV 1 ST 255802–1,	0180
										1 ST 384281–2.	0200
	1	–	–	–	255693-4	Bakaxel utv 4,10/1	Rear axle,ratio 4,10/1			16) MÄRKT 255693. ERS	02[illegible]
										AV 1 ST 255802–1,	0[illegible]
	1	–	–	–	255782-5	Bakaxel,utv 4,10/1	Rear axle,ratio 4,10/1			16) MÄRKT 255782.ERS	0260
										AV 1 ST 255802–1	0280
	1	–	–	–	255802-1	Bakaxel utv 4,10/1	Rear axle,ratio 4,10/1			16) MÄRKT 255802.	0300
	1	–	–	–	255694-2	Bakaxel utv 4,30/1	Rear axle,ratio 4,30/1			16) MÄRKT 255694. ERS	0320
										AV 1 ST 255803–9	0340
	1	–	–	–	255698-3	Bakaxel utv 4,30/1	Rear axle,ratio 4,30/1		6	16) MÄRKT 255698.ERS	0[illegible]
										AV 1 ST 255803–9,	0380
										1 ST 384281–2	0400
	1	–	–	–	255780-9	Bakaxel utv 4,30/1	Rear axle,ratio 4,30/1			16) MÄRKT 255780.	0420
										ERS AV 1 ST 255803–9,	0440
										1 ST 384281–2.	0460
	1	–	–	–	255783-3	Bakaxel,utv 4,30/1	Rear axle,ratio 4,30/1			16) MÄRKT 255783.ERS	0480
										AV 1 ST 255803–9	0500
	1	–	–	–	255803-9	Bakaxel utv 4,30/1	Rear axle,ratio 4,30/1			16) MÄRKT 255803.	0520
	–	–	–	–		.Det se sida 84, 2-D13	.Comps page 84, 2-D13				0540
2	2	–	–	–	384705-0	Drivaxel	Drive shaft				0560
3	2	–	–	–	383168-2	Distansring	Spacer ring			(384707)	0580
4	2	–	–	–	384728-2	Rullager	Roller bearing				0600
	2	–	–	–		Tätningsring, inre	Seal ring, inner			SEN UTF	0610
										142 CH 343370–,	0611
										144 CH 364569–,	0612
										145 CH 169976–.	0613
										SE SIDA 84, 2-D13	0614
	2	–	–	–	273413-5	Tätningsringssats	Seal ring kit		2	TID UTF	0620
										142 CH–343369,	0622
										144 CH–364568,	0624
										145 CH–169975.	06[illegible]
5	1	–	–	–	384710-0	.Tätningsring, yttre	.Seal ring, outer				064[illegible]
5a	1	–	–	–		.Tätningsring, inre	.Seal ring, inner		8		0660
5b	1	–	–	–		.Låsring	.Circlip		8		0680
6	2	–	–	–	384706-8	Tryckplåt	Pressure plate				0700
7	8	–	–	–	944209-6	Flänsskruv	Flanged screw				072[illegible]
8	10	–	–	–	676338-7	Hjulbult	Wheel stud				07[illegible]
9	–	–	–	–		Mutter	Nut			SE GRUPP 6	076[illegible]
10	1	–	–	–	662014-0	Urluftningsnippel	Air venting nipple				0780
11	470	–	–	–	946763-0	Plastslang	Plastic hose			(943185)	0800
12	1	–	–	–	96443-7	Gummibussning	Rubber bushing				0820
13	2	–	–	–	686706-3	Bärarm	Support arm			B20A,B,F	0840
	2	–	–	–	686729-5	Bärarm	Support arm			B20E	0860
14	2	–	–	–	676914-5	.Bussning	.Bushing				0880
15	2	–	–	–	941858-3	Skruv	Screw				0900
16	2	–	–	–	950377-2	Mutter	Nut				0920
17	2	–	–	–	675778-5	Bussning	Bushing				0940

16. Beställning av ingående detaljer skall göras med ledning av bakaxelns märkning och utväxlingsförhållande. Parts component must be avdered in accordance with the marking on the rear axle and the ratio. La commande des pièces de rechange s'y rapportant doit se faire en se référant au code d'identification et au rapports du pont. Bei Bestellung von Einzelbestandteilen sind Kennzeichnung und Untersetzung des Hinterachsgetriebes zu berücksichtigen. El pedido de piezas deberá hacerse de acuerdo al marcado y a la relación de engranajes del puente trasero.

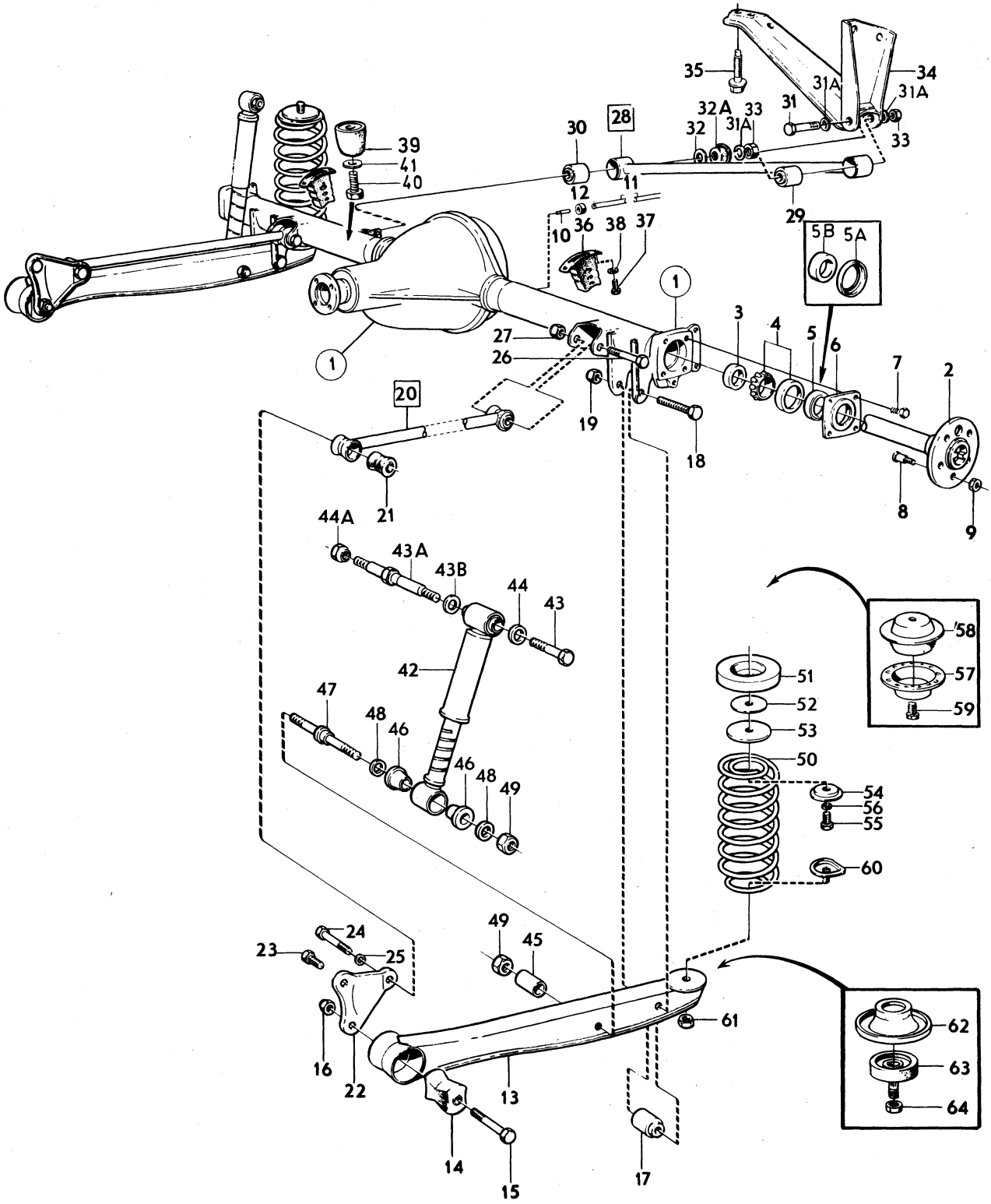

VOLVO PARTS
1 040 13444

Sida Page	Grupp Group	Bakaxel, alt. Upphängning	Rear axle, alt Mountings	Illustration 13444 1980–04	1150
78	4				

Pos. Fig.	Antal/Quantity				Artikel nr Part No	Benämning	Description	Sats Kit	B P S R	Anmärkning Notes	
18	2	–	–	–	955744-8	Skruv	Screw				0960
19	2	–	–	–	950378-0	Mutter	Nut				0980
20	2	–	–	–	686257-7	Bärstag	Support stay				1000
21	2	–	–	–	678790-7	.Bussning	.Bushing				1020
22	2	–	–	–	675850-2	Konsol	Bracket				1040
23	2	–	–	–	943885-4	Flänsskruv	Flanged screw				1060
24	2	–	–	–	955567-3	Skruv	Screw				1080
25	2	–	–	–	940280-1	Fjädrande bricka	Resilient washer				1100
26	2	–	–	–	955569-9	Skruv	Screw				1120
27	2	–	–	–	950356-6	Mutter	Nut				1140
28	1	–	–	–	677284-2	Tvärstag	Anti–roll bar			30)	1160
	1	–	–	–	1206059-6	Tvärstag	Anti–roll bar			31)	
29	1	–	–	–	672226-8	.Bussning	.Bushing			30)	1200
	1	–	–	–	1206056-2	.Bussning	.Bushing			31)	1220
30	1	–	–	–	675807-2	.Bussning	.Bushing				1240
31	1	–	–	–	955569-9	Skruv	Screw			30) U6S 1/2 UNC–83	1260
	1	–	–	–	955349-6	Skruv	Screw			31) M6S M12–75	1280
31a	2	–	–	–	955897-4	Bricka	Washer			31)	1
32	1	–	–	–	120804-0	Bricka	Washer			30)	1320
	1	–	–	–	955897-4	Bricka	Washer			31)	1340
32a	1	–	–	–	1212402-0	Mutterkåpa	Nut casing			31)	1360
33	2	–	–	–	950356-6	Mutter	Nut			30)	1380
	2	–	–	–	946034-6	Mutter	Nut			31)	1400
34	1	–	–	–	684313-0	Konsol	Bracket			30)	1420
	–	–	–	–		Karossbalk	Body cross member			31) SE GRUPP 8	1440
35	4	–	–	–	943885-4	Flänsskruv	Flanged screw			30)	1460
36	2	–	–	–	683423-8	Gummibuffert	Rubber cushion			142.144 STD	1480
	2	–	–	–	684873-3	Hålgummifjäder	Hollow rubber spring		8	144 S1716, S1718–S1720	1500
										145 HT,145VARU	1520
	1	–	–	–	1206265-9	Hålgummifjäder	Hollow rubber spring			145NT, 145HV	1540
										144 S1779,S1781–1782	1560
37	4	–	–	–	943909-2	Flänsskruv	Flanged screw			30) U6FS 3/8 UNC	1580
	4	–	–	–	946471-0	Flänsskruv	Flanged screw			31) M6S M10–16	1600
38	4	–	–	–	942336-9	Fjädrande bricka	Resilient washer			TID.UTF.	1620
39	1	–	–	–	683538-3	Gummibuffert	Rubber cushion				1640
40	1	–	–	–	950058-8	Skruv	Screw				1660
41	1	–	–	–	955949-3	Låsbricka	Lock washer				1680
42	2	–	–	–	282698-0	Stötdämpare	Shock absorber			GT	1700
x	2	–	–	–	273355-8	Stötdämpare	Shock absorber		1	(1212110)	1
										142. 142 USA CH–374513	1740
										142 VENV–USA CH–368969.	1760
										144.144 USA CH–403297	1780
										144 VENV–USA CH–397631	1800
										145 S–1727.	1820
	2	–	–	–	1212166-1	Stötdämpare	Shock absorber			142 USA CH 374514–.	1
										142 VENV–USA CH 368970–.	1860
										144 USA CH 403298–.	1880
										144 VENV–USA CH 397632–.	1900
x	2	–	–	–	273349-1	Stötdämpare	Shock absorber		1	(688261)	1920
										145 NT, 145 HV	1940
										145NT–HV USA	1960
										CH–374513.	1980
										145 VENV–USA	2000
										CH–190744.	2020
										144 S1779,S1781–1782.	2040
	2	–	–	–	1212167-9	Stötdämpare	Shock absorber			145NT–HV USA	2060
										CH 374514–.	2080
										145 VENV–USA CH 190745–.	2100
	2	–	–	–	1212408-7	Stötdämpare	Shock absorber			145 HT, 145 VARU	2120

30. 142 CH–393949. 144 CH–427999. 145 CH–210049.
31. 142 CH 393950–. 144 CH 428000–. 145 CH 210050–.

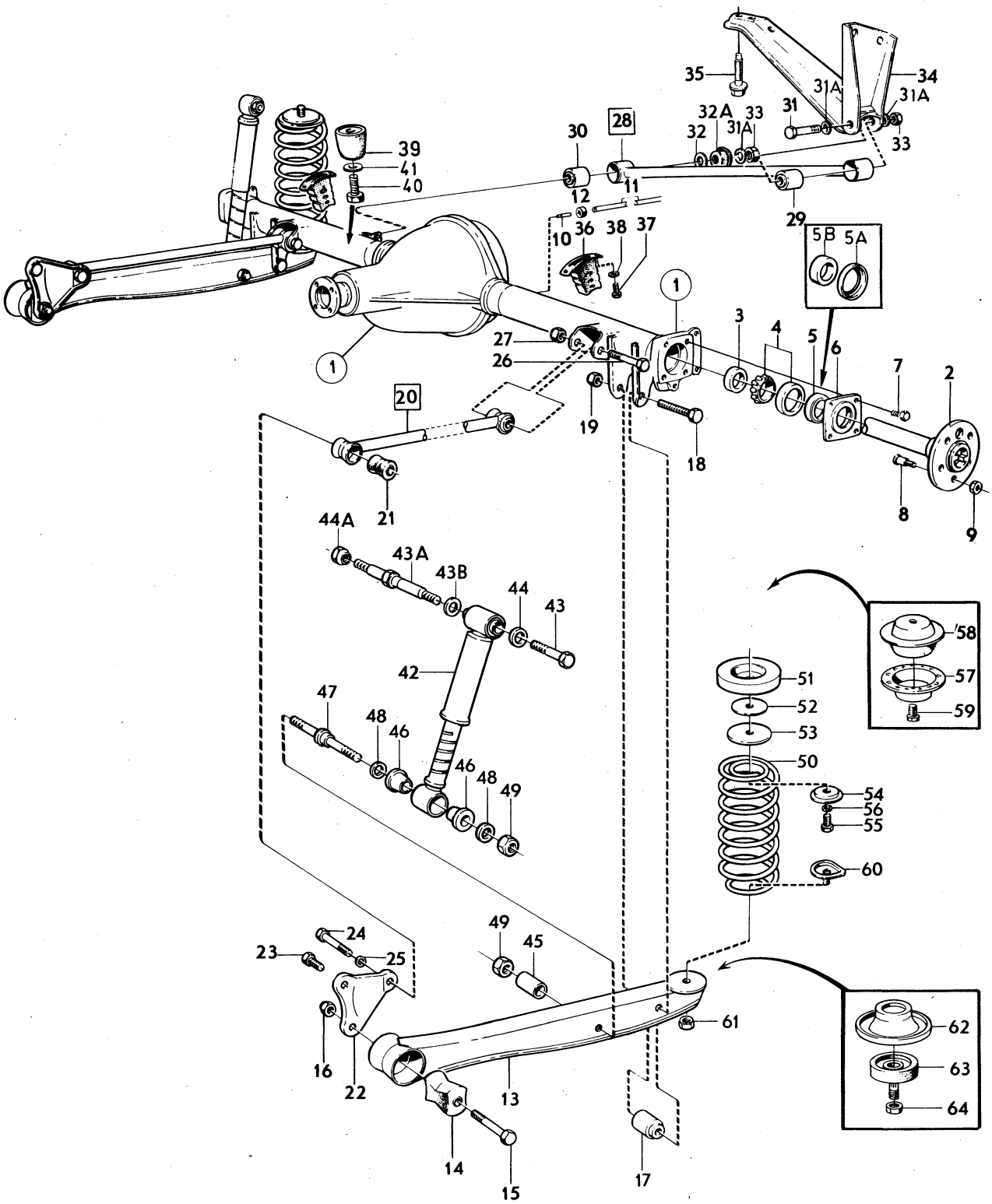

VOLVO PARTS
1 040 13444

Sida Page	Grupp Group	Bakaxel, alt. Upphängning	Rear axle, alt Mountings	Illustration 13444 1980–04	1150
80	4				

	Pos. Fig.	Antal/Quantity				Artikel nr Part No	Benämning	Description	Sats Kit	B P S R	Anmärkning Notes	
x		2	–	–	–	273349-1	Stötdämpare	Shock absorber		1	(681763)	2140
											FÖRSTÄRKT/REINFORCED	2160
											142 144 S1716,S1718–20	2180
	43	2	–	–	–	960749-0	Skruv	Screw		8	30)	2200
	43a	2	–	–	–	1221488-8	Lagerbult	Bearing bolt			31)	2220
	43b	2	–	–	–	947218-4	Bricka	Washer			D 35	2240
	44	2	–	–	–	940280-1	Fjädrande bricka	Resilient washer				2260
	44a	4	–	–	–	946034-6	Mutter	Nut			31)	2280
	45	2	–	–	–	675874-2	Distansrör	Spacer tube				2300
	46	4	–	–	–	89567-2	Gummibussning	Rubber bushing				2320
	47	2	–	–	–	1221574-5	Lagerbult	Bearing bolt			30)	2340
											(1212112)	[illegible]
		2	–	–	–	1221574-5	Lagerbult	Bearing bolt			31)	2380
	48	2	–	–	–	960145-1	Bricka	Washer				2400
	49	4	–	–	–	950376-4	Mutter	Nut				2420
	50	2	–	–	–	683916-1	Bakfjäder	Rear spring			21) 142 144	2440
		2	–	–	–	1212426-9	Bakfjäder	Rear spring			22) 142 144 EXCL	2460
											S1779,S1781–1782	[illegible]
		2	–	–	–	677252-9	Bakfjäder	Rear spring			23) 145NT 145HV	2500
		2	–	–	–	1212427-7	Bakfjäder	Rear spring			24) 145NT, 145HV	2520
											144 S1779,S1781–1782	2540
											142 144 FÖRSTÄRKT	2560
											REINFORCED.	2580
		2	–	–	–	1212231-3	Bakfjäder	Rear spring			145HT 145VARU	2600
											CH–210049	2620
		2	–	–	–	1206750-0	Bakfjäder	Rear spring			145 VARU CH 210050–.	2640
											145 S1780,S1783	2660
											145NT 145HV FÖRSTÄRKT	2680
											REINFORCED	2700
		2	–	–	–	683290-1	Bakfjäder	Rear spring,reinforced			145HV	2720
	51	1	–	–	–	687457-2	Distansbricka	Spacer washer			145 CH–210049	2740
	52	2	–	–	–	675266-1	Fjäderplatta	Spring plate			142 CH–210049	2760
											144 CH–393949	2780
											145 CH–210049	2800
	53	2	–	–	–	676915-2	Mellanlägg	Spacher washer			142 CH–393949	2820
											144 CH–427999	2840
											145 CH–210049	2860
	54	2	–	–	–	675814-8	Fästbricka	Anchorage washer			142 CH–393949	2880
											144 CH–427999	[illegible]
											145 CH–210049	2920
	55	2	–	–	–	944429-0	Flänsskruv	Flanged screw			L 25 142 CH–393949	2940
											144 CH–427999	2960
		1	–	–	–	944429-0	Flänsskruv	Flanged screw			L 25 145 CH–210049	2980
		1	–	–	–	945768-0	Flänsskruv	Flanged screw			L 38 145 CH–210049	3000
	56	2	–	–	–	942336-9	Fjädrande bricka	Resilient washer			TID.UTF.	[illegible]
	57	2	–	–	–	1206559-5	Mellanlägg	Spacer plate			38)	3040
		2	–	–	–	1221885-5	Mellanlägg	Spacer plate			39)	3060

21. 142 CH–393949 excl. 346664–347937, 348342–349858, 350292–368929. 369086–370266, 370612–372021, 372384–372641, 373933–374187, 377188–377447. 144 CH–427999 excl. 367768–367830, 368390–369933, 370514–371911, 372457–397561, 397952–399541, 400062–400539.
22. 142 CH 393950– incl. 346664–347937, 348342–349858, 350292–368929, 369086–370266, 370612–372021, 372384–372641, 373933–374187, 377188–377447. 144 CH 428000– incl. 367768–367830, 368390–369933, 370514–371911, 372457–397561, 397952–399541, 400062–400539.
23. CH–210049 excl. 171899–173129, 173145–189740, 189748–190736, 190993–192091, 192353–192612.
24. CH 210050– incl. 171899–173129, 173145–189740, 189748–190736, 190993–192091, 192353–192612.
30. 142 CH–393949. 144 CH–427999. 145 CH–210049.
31. 142 CH 393950–. 144 CH 428000–. 145 CH 210050–.
38. 142 CH 393950 – 430448 excl. 429536 – 429735. 144 CH 428000 – 475983 excl. 473112 – 475136. 145 CH 210050 – 239315 excl. 238661 – 238210.
39. 142 CH 430449– incl. 429536 – 429735. 144 CH 475984– incl. 473112 – 475136. 145 CH 239316– incl. 238661 – 238210.

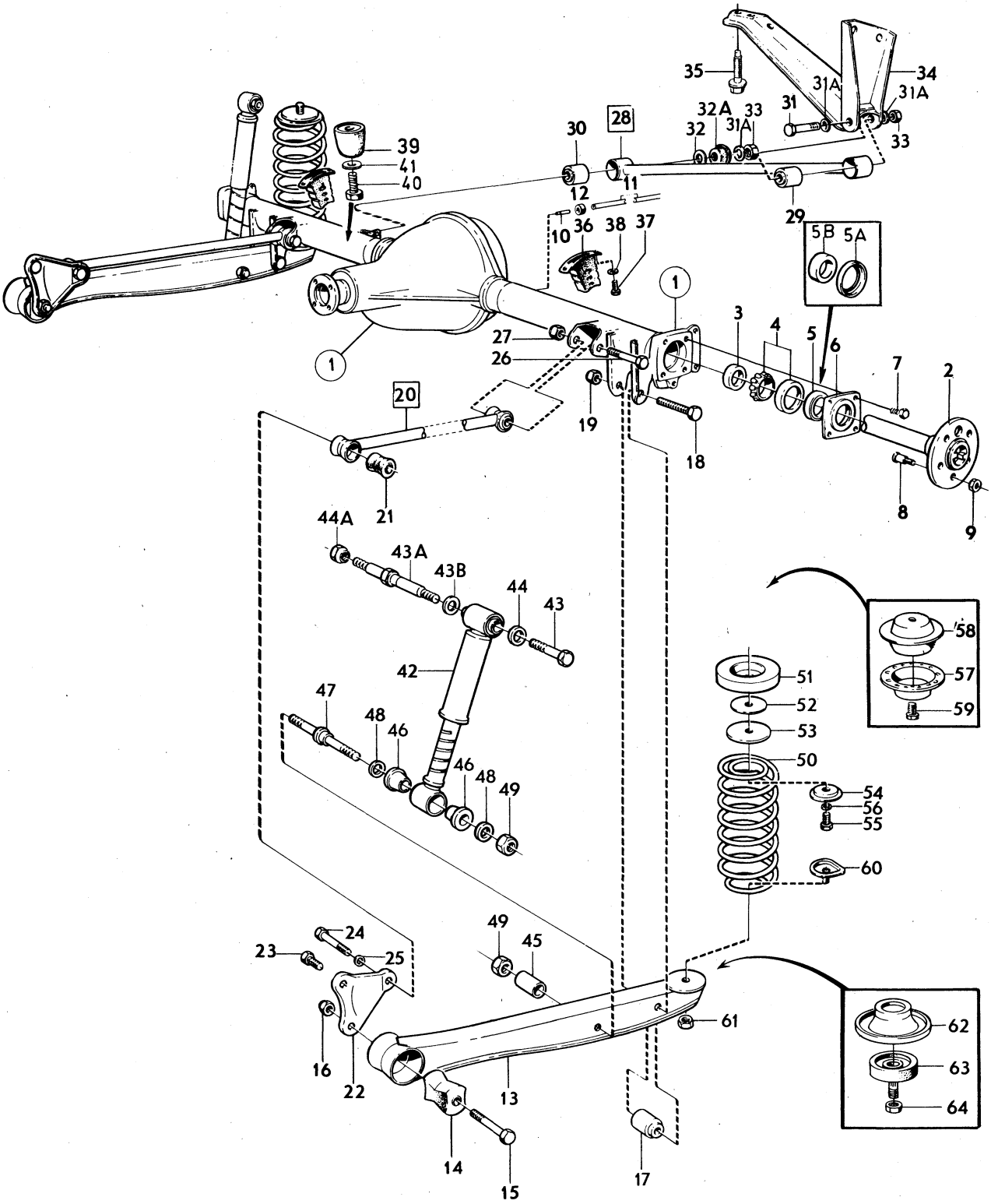

VOLVO PARTS
1 040 13444

Sida Page	Grupp Group	Bakaxel, alt. Upphängning	Rear axle, alt Mountings	Illustration 13444 1980–04	1150
82	4				

Pos. Fig.	Antal/Quantity				Artikel nr Part No	Benämning	Description	Sats Kit	B P S R	Anmärkning Notes	
58	1	–	–	–	1206767-4	Fjädersäte V	Spring seat L		6	38)	3080
										ERS AV 1 ST 1221574–5,	3100
										1 ST 1221885–5	3120
	1	–	–	–	1221882-2	Fjädersäte V	Spring seat L			39)	3140
	1	–	–	–	1206766-6	Fjädersäte H	Spring seat R		3	38)	3160
										ERS AV 1 ST 1221882–2,	3180
										1 ST 1221885–3	3200
	1	–	–	–	1221883-0	Fjädersäte H	Spring seat R			39)	3220
59	2	–	–	–	946471-0	Flänsskruv	Flanged screw			L 16 142 CH 393950–.	3240
										144 CH 428000–.	3260
										145 CH 210050–.	3280
60	2	–	–	–	675815-5	Fästbricka	Anchorage washer			25) 142 144 145NT	[illegible]
										145HV	3320
										ERS AV 1 ST 1206811–0,	3340
										1 ST 945654–2	3360
	2	–	–	–	675815-5	Fästbricka	Anchorage washer			145HT 145VARU	3380
										ERS AV 1 ST 1206811–0,	3400
										1 ST 945654–2	[illegible]
61	2	–	–	–	950354-1	Mutter	Nut			25) 142 144 145NT	[illegible]
										145HV	3460
	2	–	–	–	950354-1	Mutter	Nut			145HT 145VARU	3480
62	2	–	–	–	1212425-1	Fjädersäte	Spring seat			26) 142 144 145NT	3500
										145HV EXCL 145HT	3520
										145VARU	3540
63	2	–	–	–	1212422-8	Gummifjäder	Rubber cushion			26) 142 144 145NT	3560
										145HV EXCL 145HT	3580
										145VARU	3600
64	2	–	–	–	950364-0	Mutter	Nut			26) 142 144 145NT	3620
										145HV EXCL 145HT	3640
										145VARU	3660
	1	–	–	–	273016-6	Monteringssats stötdämpare	Installation kit shock absorber				3680
											3700

25. 142 excl. CH 346664–347937, 348342–349858, 350292–368929, 369086–370266, 370612–372022, 372384–372641, 373933–377447. 144 excl. CH 367768–367830, 368390–369933, 370514–371911, 372457–397561, 397922–397951, 399542–400061, 400540–402172. 145 NT 145 HV excl. CH 171899–171932, 172010–173129, 173145–189740, 189748–190736, 190993–192091, 192353–192612.

26. 142 CH 346664–347937, 348342–349858, 350292–368929, 369086–370266, 370612–372022, 372384–372641, 373933–377447. 144 CH 367768–367830, 368390–369933, 370514–371911, 372457–397561, 397922–397951, 399542–400061, 400540–402172. 145 NT 145 HV CH 171899–171932, 172010–173129, 173145–189740, 189748–190736, 190993–192091, 192353–192612.

38. 142 CH 393950 – 430448 excl. 429536 – 429735. 144 CH 428000 – 475983 excl. 473112 – 475136. 145 CH 210050 – 239315 excl. 238661 – 238210.

39. 142 CH 430449– incl. 429536 – 429735. 144 CH 475984– incl. 473112 – 475136. 145 CH 239316– incl. 238661 – 238210.

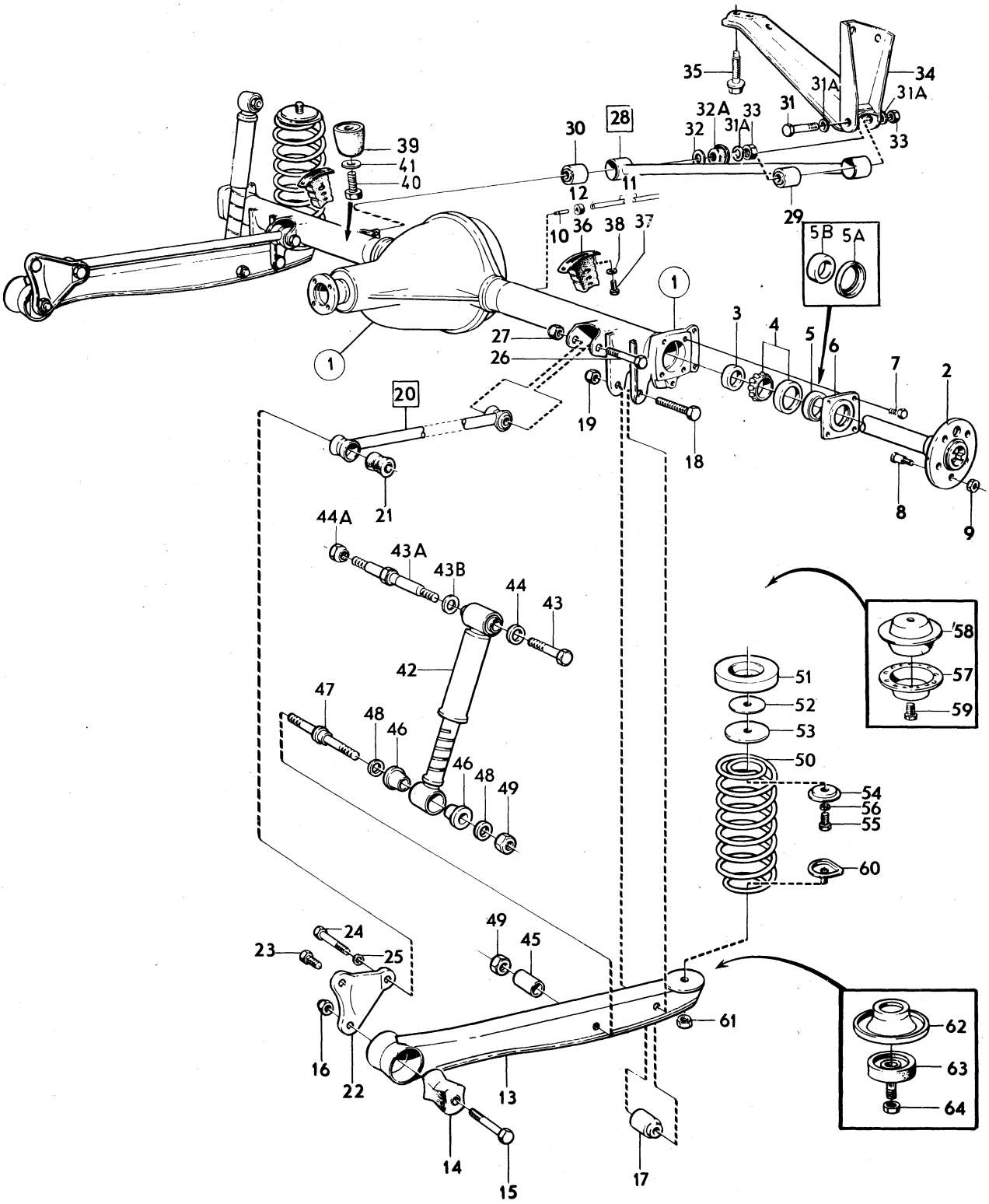

VOLVO PARTS
1 040 13444

Sida Page	Grupp Group	Bakaxel	Rear axle	Illustration	1200
84	4			13445 1980–04	

	Pos. Fig.	Antal/Quantity				Artikel nr Part No	Benämning	Description	Sats Kit	B P S R	Anmärkning Notes	
	1	–	–	–	–		Bakaxel,kmpl.alt.	Rear axle cpl.alt.			SE SIDA 76, 2-D05	0020
	2	1	–	–	–	383229-2	.Bakaxelkåpa	.Rear axle casing			(383194,384933)	0040
	3	2	–	–	–		..Överfall	..Cap				0060
	4	4	–	–	–	955551-7	..Skruv	..Screw				0080
	5	1	–	–	–		..Fäste	..Anchorage				0100
	6	2	–	–	–		..Fäste	..Anchorage				0120
	7	2	–	–	–	383222-7	..Tätningsring, inre	..Seal ring, inner			SEN UTF	0140
		2	–	–	–		.Tätningsring, inre	.Seal ring, inner			TID UTF	0145
											SE SIDA 76, 2-D05	0146
	8	1	–	–	–	951901-8	.Propp	.Plug				0160
	9	1	–	–	–	89671-2	.Inspektionslock	.Inspection cover				0180
	10	1	–	–	–	952359-8	.Propp	.Plug				0[illegible]
	11	1	–	–	–	89254-7	.Packning	.Gasket				0220
	12	10	–	–	–	942402-9	.Skruv	.Screw				0240
x	13	1	–	–	–	1217079-1	.Differential	.Differential		4	5)	0260
											(1232051)	0280
	14	1	–	–	–	383067-6	..Hus	..Housing		4	(384199) TID.UTF.ERS	0300
											AV 1 ST 383258–1	03[illegible]
	14a	1	–	–	–	383258-1	..Hus	..Housing			SEN.UTF.	0340
	15	1	–	–	–	273224-6	..Differentialdrevssats	..Differential gear kit				0360
	16	2	–	–	–		...Differentialdrev	...Diff.side pinion				0380
	17	2	–	–	–		...Differentialdrev	...Diff.side gear				0400
	18	2	–	–	–		..Tryckbricka,alt.alt 1	..Thrust washer,alt.alt 1			ALT 2 SE POS 40	0420
x		–	–	–	–	381171-8	...Tryckbricka	...Thrust washer			TJ 0,74 MM	0440
		–	–	–	–	383172-4	...Tryckbricka	...Thrust washer		3	TJ 0,76 MM	0460
		–	–	–	–	383173-2	...Tryckbricka	...Thrust washer			TJ 0,78 MM	0480
		–	–	–	–	383174-0	...Tryckbricka	...Thrust washer		3	TJ 0,80 MM	0500
		–	–	–	–	383175-7	...Tryckbricka	...Thrust washer		3	TJ 0,82 MM	0520
		–	–	–	–	383176-5	...Tryckbricka	...Thrust washer		3	TJ 0,84 MM	0540
		–	–	–	–	383177-3	...Tryckbricka	...Thrust washer		3	TJ 0,86 MM	0560
		–	–	–	–	383178-1	...Tryckbricka	...Thrust washer		3	TJ 0,88 MM	0580
		–	–	–	–	383179-9	...Tryckbricka	...Thrust washer		3	TJ 0,90 MM	0600
		–	–	–	–	383180-7	...Tryckbricka	...Thrust washer		3	TJ 0,92 MM	0620
		–	–	–	–	383181-5	...Tryckbricka	...Thrust washer			TJ 0,94 MM	0640
		–	–	–	–	383182-3	...Tryckbricka	...Thrust washer		3	TJ 0,96 MM	0660
		–	–	–	–	383183-1	...Tryckbricka	...Thrust washer		8	TJ 0,98 MM	0680
	19	2	–	–	–	384209-3	..Tryckbricka	..Thrust washer				0700
	20	1	–	–	–	384201-0	..Axeltapp	..Pivot pin				0720
	21	1	–	–	–	191838-2	..Låspinne	..Lock pin				07[illegible]
x	22	1	–	–	–	273408-5	.Kronhjul och pinion	.Crown wheelaad pinion		3	16) UTV 3,91/1 ALT 1	076[illegible]
											(273251)	0780
x		1	–	–	–	273409-3	.Kronhjul och pinion	.Crown wheel and pinio		3	16) UTV 4,10/1 ALT 2	0800
											(273126)	0820
		1	–	–	–	273128-9	.Kronhjul och pinion	.Crown wheel and pinion			16) UTV 4,30/1 ALT 3	0840
	23	10	–	–	–	191807-7	..Skruv	..Screw				08[illegible]
	24	10	–	–	–	942336-9	..Fjädrande bricka	..Resilient washer			TID.UTF	08[illegible]
	25	1	–	–	–	80513-5	..Bricka	..Washer				0900
	26	1	–	–	–	88726-5	..Mutter	..Nut			TID.UTF.	0920
x		3	–	–	–	1128570-7	..Olja	..Oil		6	STD. 0,5L	0940
											(1128478)	0960
	26a	1	–	–	–	946831-5	.Mutter	.Nut		5	SEN.UTF.	0980

5. Vid byte till " Anti– Spinn" skall differential 384727 monteras. With transition to Anti– Spinn, differential 384727 must be installed. Lors de remplacement de " No Spin" de différentiel 384727 doit être monté. Beim Übergang auf Anti– Spinn ist Ausgleichgetriebe 384727 einzubauen. Al cambiar a " No Spin" debe montarse el diferencial 384727.

16. Beställning av ingående detaljer skall göras med ledning av bakaxelns märkning och utväxlingsförhållande. Parts component must be avdered in accordance with the marking on the rear axle and the ratio. La commande des pièces de rechange s'y rapportant doit se faire en se référant au code d'identification et au rapports du pont. Bei Bestellung von Einzelbestandteilen sind Kennzeichnung und Untersetzung des Hinterachsgetriebes zu berücksichtigen. El pedido de piezas deberá hacerse de acuerdo al marcado y a la relación de engranajes del puente trasero.

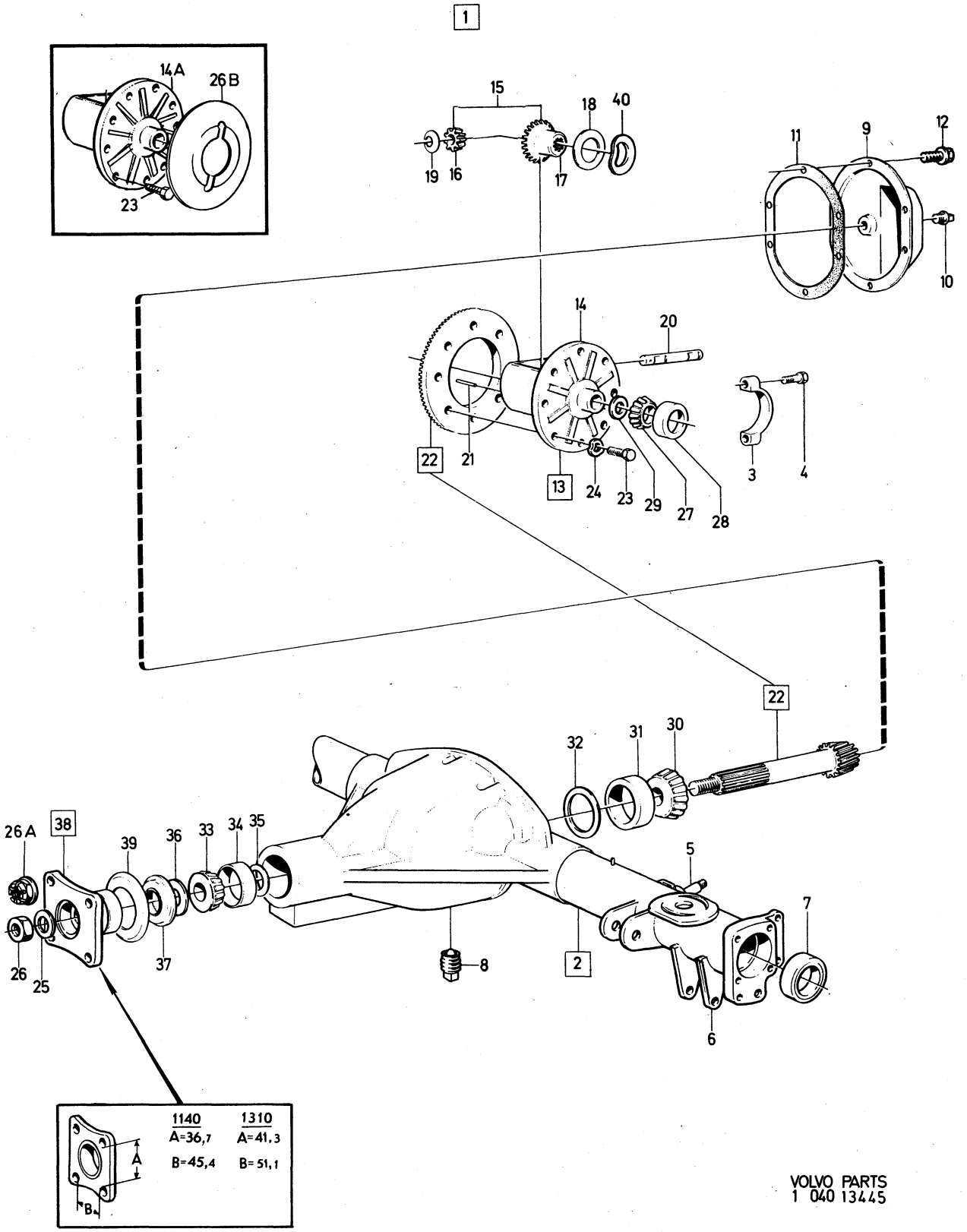

VOLVO PARTS
1 040 13445

Sida Page	Grupp Group	Bakaxel	Rear axle	Illustration	1200
86	4			13445 1980–04	

Pos. Fig.	Antal/Quantity				Artikel nr Part No	Benämning	Description	Sats Kit	B P S R	Anmärkning Notes	
26b	1	–	–	–	383253-2	.Låsplåt	.Lock plate			SEN.UTF.	1000
27	2	–	–	–	181305-4	.Rullager,innerring	.Roller bearing cone				1020
28	2	–	–	–	181662-8	.Rullager,ytterring	.Roller bearing cup				1040
29	ERF	–	–	–	81374-1	.Justermellanvägg	.Shims			TJ 0,08 MM	1060
	ERF	–	–	–	81375-8	.Justermellanlägg	.Shims			TJ 0,13 MM	1080
	ERF	–	–	–	120622-6	.Justermellanlägg	.Shims			TJ 0,25 MM	1100
	ERF	–	–	–	81377-4	.Justermellanlägg	.Shims			TJ 0,76 MM	1120
30	1	–	–	–	181303-9	.Rullager,innerring	.Roller bearing cone				1140
31	1	–	–	–	181304-7	.Rullager,ytterring	.Roller bearing cup				1160
32	ERF	–	–	–		.Justermellanlägg	.Shims			TJ 0,08 MM	1180
	ERF	–	–	–		.Justermellanlägg	.Shims			TJ 0,13 MM	1200
	ERF	–	–	–		.Justermellanlägg	.Shims			TJ 0,25 MM	12[illegible]
33	1	–	–	–	181301-3	.Rullåger,innerring	.Roller bearing cone				124[illegible]
34	1	–	–	–	181302-1	.Rullager,ytterring	.Roller bearing cup				1260
35	ERF	–	–	–		.Justermellanlägg	.Shims			TJ 0,08 MM	1280
	ERF	–	–	–		.Justermellanlägg	.Shims			TJ 0,13 MM	1300
	ERF	–	–	–		.Justermellanlägg	.Shims			TJ 0,25 MM	1320
	ERF	–	–	–		.Justermellanlägg	.Shims			TJ 0,75 MM	13[illegible]
36	1	–	–	–	80506-9	.Oljeslungare	.Oil deflector				136[illegible]
37	1	–	–	–	942905-1	.Oljetätning	.Oil seal				1380
38	1	–	–	–	384281-2	.Medbringare 1140	.Companion flange 1140			13,19) ALT 1	1400
	1	–	–	–	384720-9	.Medbringare 1310	.Companion flange 1310			13,20) ALT 2	1420
39	1	–	–	–	81388-1	..Dammslungare	..Dust slinger				1440
x 40	2	–	–	–	1232436-4	Fjädrande tryckbricka	Resilient thrust washer		2	ALT2. ALT 1 SE POS 18 (1217077)	1460 1480

13. Det nummer 1140 eller 1310 som anges i texten avser medbringarens storlek. Mått: Se bilden. Stödlagret följer storlekstyperna 1140 och 1310. Parts numbers 1140 or 1310, given in the text, pertain to the size of the companion flange. Measurements: See the illustration. The centre bearing is dependant on sizes 1140 and 1310. Les numéros de référence 1140 ou 1310 mentionnés dans le texte représentent la grandeur du flasque. Cote: Voir figure. Le palier d'appui suit les types de grandeur 1140 et 1310. Die im Text angegebenem Nummern 1140 bzw. 1310 beziehen sich auf die Antrieblanschgrösse. Bez. der Masse, s. Abbild ung. Das stütslager folgt den Grössten typen 1140 und 1310. El número de detalle 1140 o 1310, que señalamos en el texto, corresponde al tamaño de la brida. Media: Ver figura. El cojinete de apoyo sigue a los tripos de tamaño 1140 y 1310.

19. För bakaxlar märkta 255697, 255698, 255779, 255780, 255815. For rear axles marked 255697, 255698, 255779, 255780, 255815. Pour ponts arrière marqués 255697, 255698, 255779, 255780, 255815. Für Hinterachsen mit Erkennung 255697, 255698, 255779, 255780, 255815. Para puentes traseros marcados 255697, 255698, 255779, 255780, 255815.

20. För bakaxlar märkta 255693, 255694, 255760, 255781, 255782, 255783, 255802, 255803, 255812. For rear axles marked 255693, 255694, 255760, 255781, 255782, 255783, 255802, 255803, 255812. Pour ponts arrière marqués 255693, 255694, 255760, 255781, 255782, 255783, 255802, 255803, 255812. Für Hinterachsen mit Erkennung 255693, 255694, 255760, 255781, 255782, 255783, 255802, 255803, 255812. Para puentes traseros marcados 255693, 255694, 255760, 255781, 255782, 255783, 255802, 255803, 255812.

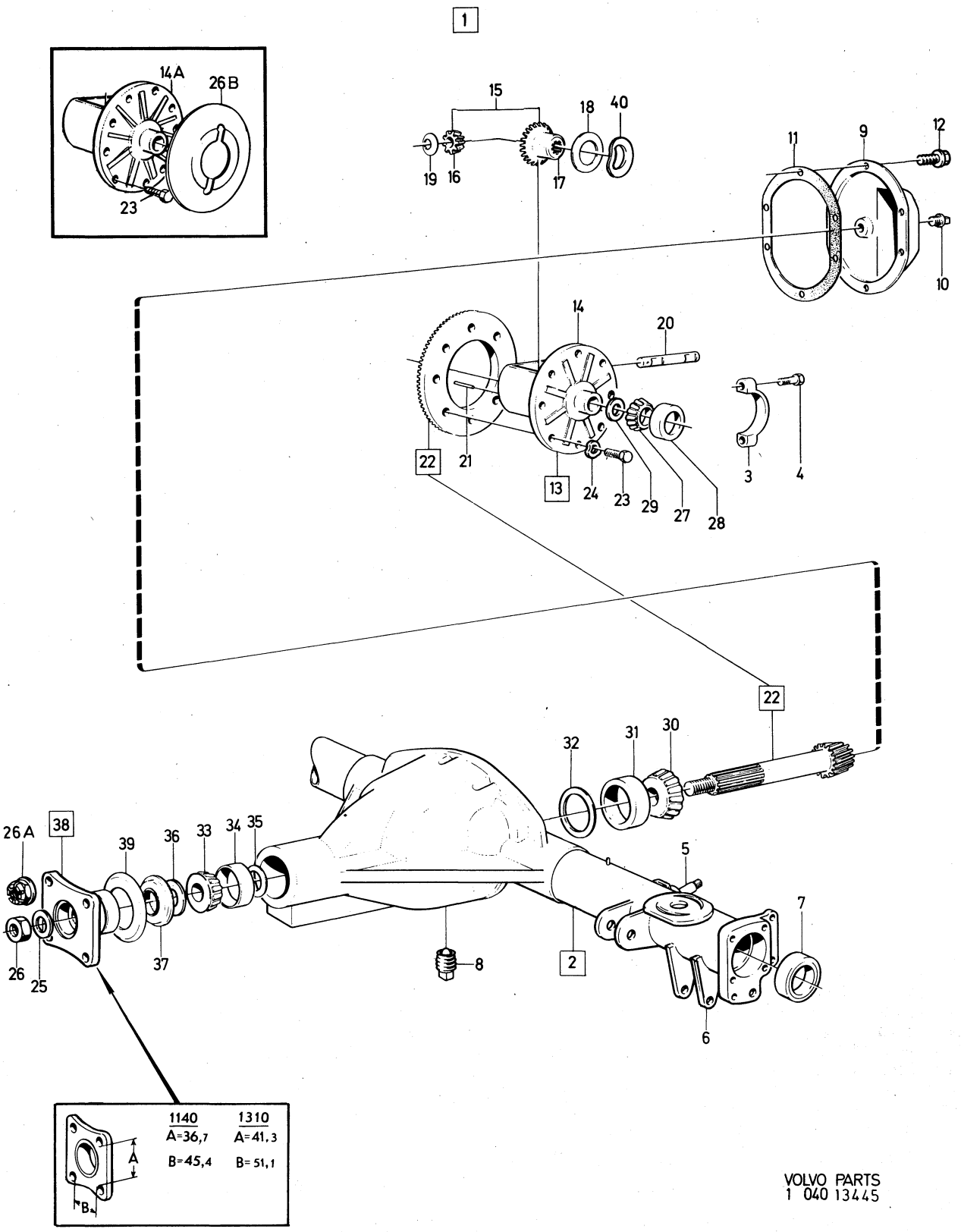

VOLVO PARTS
1 040 13445

Sida Page	Grupp Group	Bakaxel / Anti–spinn	Rear axle / Anti–spinn	Illustration	1250
88	4			10908 1980–04	

Pos. Fig.	Antal/Quantity				Artikel nr Part No	Benämning	Description	Sats Kit	B P S R	Anmärkning Notes	
1	1	–	–	–	255768-4	Bakaxel utv 3,91/1	Rear axle ratio 3,91/1				0020
	1	–	–	–	255813-8	Bakaxel utv 3,91/1	Rear axle ratio 3,91/1				0040
	1	–	–	–	255814-6	Bakaxel utv 3,91/1	Rear axle ratio 3,91/1				0060
	1	–	–	–	255790-8	Bakaxel utv 3,91/1	Rear axle ratio 3,91/1				0080
	1	–	–	–	255695-9	Bakaxel utv 4,10/1	Rear axle ratio 4,10/1				0100
	1	–	–	–	255701-5	Bakaxel utv 4,10/1	Rear axle ratio 4,10/1				0120
	1	–	–	–	255791-6	Bakaxel utv 4,10/1	Rear axle ratio 4,10/1				0140
	1	–	–	–	255793-2	Bakaxel utv 4,10/1	Rear axle ratio 4,10/1				0160
	1	–	–	–	255806-2	Bakaxel utv 4,10/1	Rear axle ratio 4,10/1				0180
	1	–	–	–	255696-7	Bakaxel utv 4,30/1	Rear axle ratio 4,30/1				0200
	1	–	–	–	255702-3	Bakaxel utv 4,30/1	Rear axle ratio 4,30/1				0220
	1	–	–	–	255792-4	Bakaxel utv 4,30/1	Rear axle ratio 4,30/1				0[illegible]
	1	–	–	–	255794-0	Bakaxel utv 4,30/1	Rear axle ratio 4,30/1				0260
	1	–	–	–	255807-0	Bakaxel utv 4,30/1	Rear axle ratio 4,30/1				0280
2	1	–	–	–	384727-4	.Differential	.Differential			6)	0300
3	1	–	–	–		..Hus (2 halvor)	..Housing (2 halves)				0320
4	8	–	–	–	384511-2	..Skruv	..Screw				0340
5	4	–	–	–	633262-1	..Lamell	..Disc				0[illegible]
6	2	–	–	–	384510-4	..Lamellnav	..Disc hub				0380
7	4	–	–	–	384505-4	..Differentialhjul	..Side pinion				0400
8	2	–	–	–	384507-0	..Axel	..Shaft				0420
9	2	–	–	–	384504-7	..Differentialhjul	..Side gear				0440
10	2	–	–	–	666248-0	..Lamell	..Disc			TJ 1,5 MM	0460
11	2	–	–	–	666249-8	..Lamell	..Disc			TJ 2,4 PLAN/FLAT	0480
12	2	–	–	–	666250-6	..Lamell	..Disc			TJ 2,4 KUPAD/DISHED	0500
											0520
											0540
											0560
	–	–	–	–		TABELL	TABLE				0580
											0600
	–	–	–	–		Anti–spinn—— Standard ..	Anti–spinn—— Standard ..				0620
						bakaxel———bakaxel	rear axle——rear axle				0640
											0660
	–	–	–	–		255768———255760	255768———255760				0680
	–	–	–	–		255813———255812	255813———255812				0700
	–	–	–	–		255814———255815	255814———255815				0720
	–	–	–	–		255790———255781	255790———255781				0740
	–	–	–	–		255695———255693	255695———255693				0760
	–	–	–	–		255701———255697	255701———255697				0[illegible]
	–	–	–	–		255791———255782	255791———255782				0800
	–	–	–	–		255793———255779	255793———255779				0820
	–	–	–	–		255806———255802	255806———255802				0840
	–	–	–	–		255696———255694	255696———255694				0860
	–	–	–	–		255702———255698	255702———255698				0880
	–	–	–	–		255792———255783	255792———255783				0[illegible]
	–	–	–	–		255794———255780	255794———255780				0920
	–	–	–	–		255807———255803	255807———255803				0940

6. För övriga i komplett bakaxel ingående detaljer se motsvarande standard bakaxlar enligt ovanstående tabell For other parts component to complete rear axles see the corresponding standard rear axles according to the above table Pour les autres pièces faisant partie du pont arrière complet, voir ponts arrière standards correspondants selon le tableau ci–dessus Übrige Teile, die zur kpl. Hinterachse gehören, siehe entsprechende Standardhinterachsen lt. obiger Tabelle Para las demás piezas componentes del ejetrasero completo véanse los correspondientes ejes standard, según la tabla indicata arriba

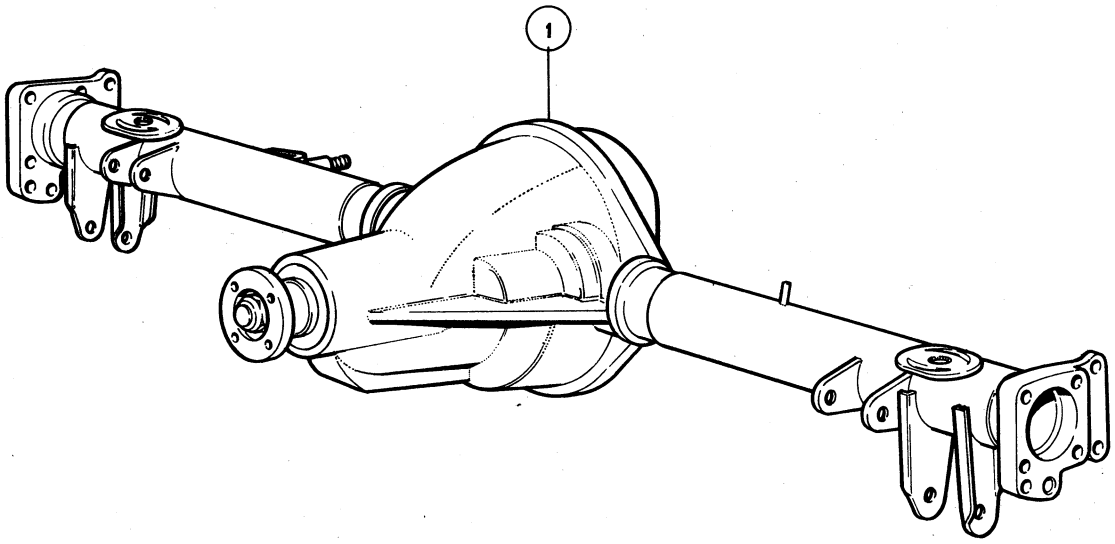

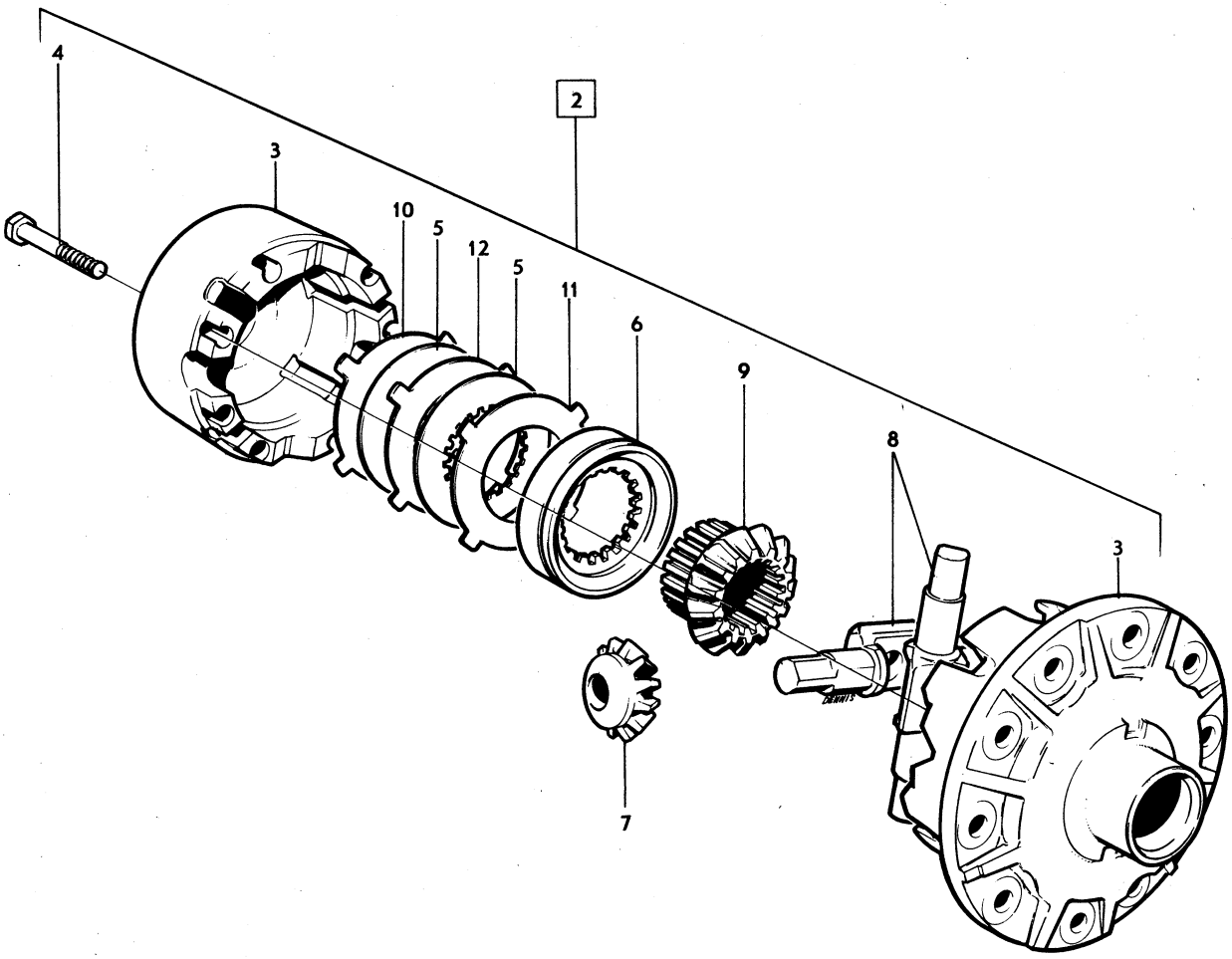

VOLVO PARTS
1 040 10908

0001

	Innehållsförteckning Index Table des matières	Inhaltsverzeichnis Indice	Grupp Group	Sida Page
1980–04			5	1

0020
0040 BROMSAR — Sida — Koord.
0060
0080 Bromssystem 2 2-D21
0100
0120
0140
0160
0180 BRAKES — Page — Grid
0200
0220 Brake system 2 2-D21
0240
0260
0280
030
032
0340 FREINS — Page — Grid
0360 Système de freins 2 2-D21
0380
0400
042
04
0460 BREMSEN — Seite — Grid
0480
0500 Bremsanlage 2 2-D21
0520
0540
0560
0580
0600 FRENOS — Página — Grid
0620
0640 Sistema de frenos 2 2-D21

Sida Page	Grupp Group	Bromssystem	Brake system	Illustration
2	5			12069 1980–04

Pos. Fig.	Antal/Quantity				Artikel nr Part No	Benämning	Description	Sats Kit	B P S R	Anmärkning Notes	
											0050
1	–	–	–	–		Framhjulsbroms, Girling	Front wheel brake, Girling			SE SIDA 4, 2-D23	0020 0040
	–	–	–	–		Framhjulsbroms, ATE	Front wheel brake, ATE			SE SIDA 6, 2-E01	0060 0080
2	–	–	–	–		Bakhjulsbroms, Girling	Rear wheel brake, Girling			SE SIDA 8, 2-E03	0100 0120
	–	–	–	–		Bakhjulsbroms, ATE	Rear wheel brake, ATE			SE SIDA 10, 2-E05	0140 0160
3	–	–	–	–		Komplettenheter	Complete units			SE SIDA 12, 2-E07	0180
4	–	–	–	–		Rörledningar	Pipe lines			SE SIDA 16, 2-E11	[illegible]00
5	–	–	–	–		Handbroms	Handbrake			SE SIDA 20, 2-E15	[illegible]20
	–	–	–	–		Handbroms, mittplacerad	Handbrake, middle placed			SE SIDA 24, 2-E19	0240 0260

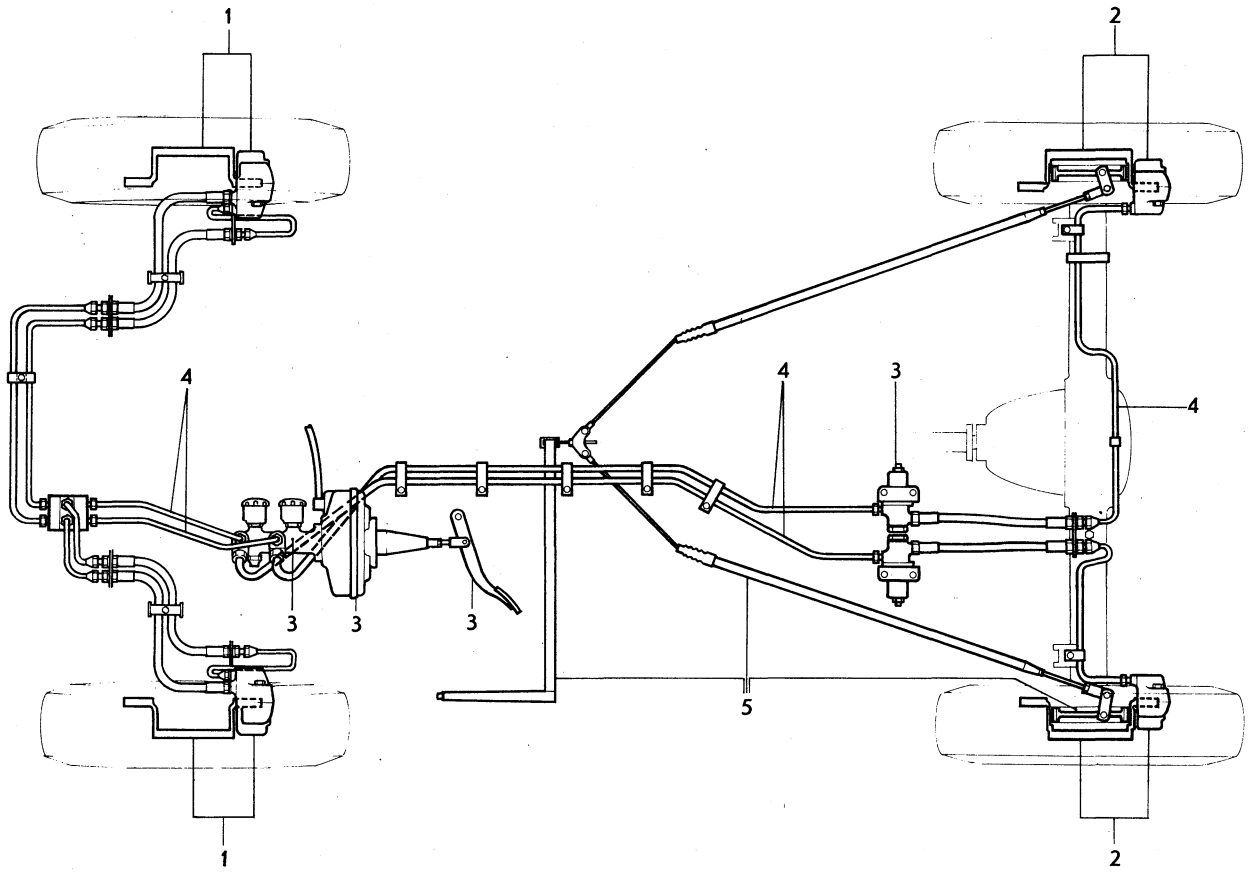

VOLVO PARTS
1 050 12069

Sida Page	Grupp Group	Framhjulsbroms GIRLING	Front wheels brakes GIRLING	Illustration 11634 1980–04	0100
4	5				

Pos. Fig.	Antal/Quantity 1212 497	1212 498			Artikel nr Part No	Benämning	Description	Sats Kit	B P S R	Anmärkning Notes	
1	1	–	–	–		Framhjulsbroms, V, kmpl	Front wheel brake, L, cpl		8	142, 144. 145 USA, CAN	1010 1011
	–	1	–	–		Framhjulsbroms, H, kmpl	Front wheel brake, R, cpl		8	142, 144. 145 USA, CAN	1020 1021
	1	–	–	–	684432-8	.Framhjulsbroms, V	.Front wheel brake, L				1030
	–	1	–	–	684433-6	.Framhjulsbroms, H	.Front wheel brake, R				1040
2	1	1	–	–		..Hus, inre	..Caliper, inner		8		1050
3	1	1	–	–		..Hus, yttre	..Caliper, outer		8	MÄRKT G	1060
4	2	2	–	–		..Gummiring	..Rubber ring		8		1070
5	4	4	–	–		..Skruv	..Screw		8		1080
6	3	3	–	–	678155-3	..Luftningsskruv	..Air venting screw				1090
7	4	4	–	–	678141-3	..Tätningsring	..Seal ring	S			1100
8	4	4	–	–	678142-1	..Kolv	..Piston				1110
9	4	4	–	–	678143-9	..Gummimanschett	..Rubber seal	S			1120
10	4	4	–	–	678144-7	..Låsring	..Circlip	S			1130
11	2	2	–	–	664821-6	..Pinne	..Pin	S			1140
12	2	2	–	–	664822-4	..Låsfjäder	..Lock spring	S			1150
13	2	2	–	–	670567-7	..Dämpfjäder	..Damping spring	S			1160
14	1	1	–	–	272566-1	.Bromsklotssats	.Brake pad kit			(272534)	1170
	1	1	–	–	275894-4	.Bromsklotssats	.Brake pad kit		1	TAXI	1171
	2	2	–	–		..Bromsklots	..Brake pad		8		1180
15	3	3	–	–	656456-1	Gummikåpa	Rubber cap	S			1190
16	1	1	–	–		Spindel	Steering knuckle			SE GRUPP 6	1200
17	2	2	–	–	943506-6	Skruv	Bolt				1210
18	ERF	ERF	–	–		Justermellanlägg	Shim			B20E	1220
	–	–	–	–	682309-0	.Tj 0,2	.Th 0.2				1230
	–	–	–	–	682310-8	.Tj 0,4	.Th 0.4				1240
19	1	–	–	–	675359-4	Skyddsplåt, V	Backing plate, L				1250
	–	1	–	–	675360-2	Skyddsplåt, H	Backing plate, R				1260
20	3	3	–	–	943090-1	Skruv	Screw				1270
21	3	3	–	–	955893-3	Fjädrande bricka	Resilient washer				1280
22	1	1	–	–	677438-4	Bromsskiva	Brake disc				1290
	1	1	–	–	687308-7	Bromsskiva	Brake disc			B20E, F	1300
23	1	1	–	–	950045-5	Skruv	Screw				1310
	1	1	–	–	273071-1	Reparationssats	Repair kit				1320
x	1	1	–	–	272637-0	Sats för montering av bromsklots	Kit of mounting parts for brake pad		1		1330 1335

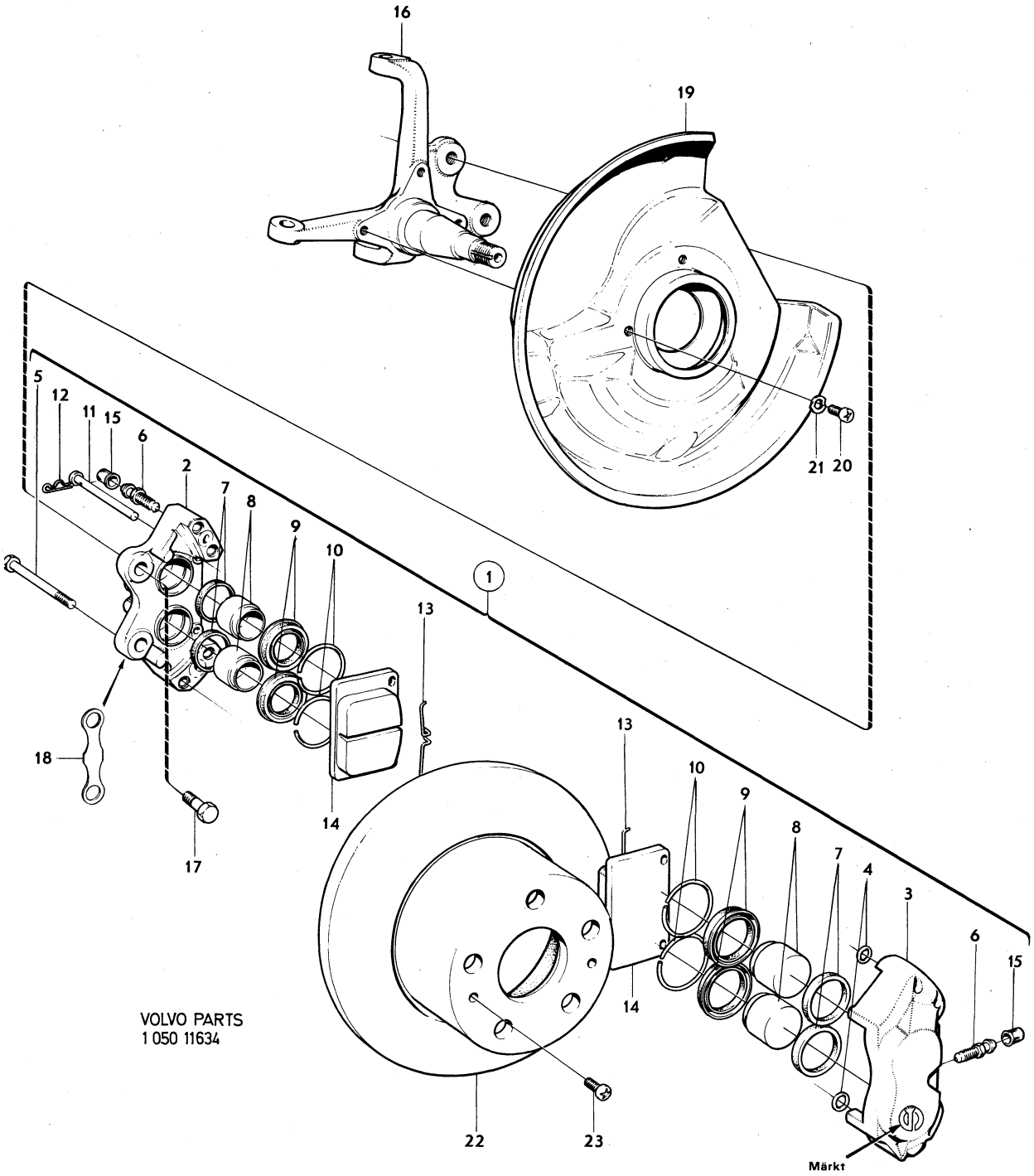

VOLVO PARTS
1 050 11634

Sida Page	Grupp Group	Framhjulsbroms	Front wheel brakes	Illustration	0150
6	5	ATE	ATE	11635 1980–04	

Pos. Fig.	Antal/Quantity				Artikel nr Part No	Benämning	Description	Sats Kit	B P S R	Anmärkning Notes	
1	1	–	–	–	1206496-0	Framhjulsbroms, V	Front wheel brake, L			(1212493) SPEC UTF 5420	1010
	1	–	–	–	1206497-8	Framhjulsbroms, H	Front wheel brake, R			(1212494) SPEC UTF 5420	1011
	1	–	–	–	1206492-9	Framhjulsbroms, V	Front wheel brake, L			(1212495) 142, 144,	1015
										145 EXCL USA, CAN	1020
	–	–	–	–	1206493-7	Framhjulsbroms, H	Front wheel brake, R			(1212496) 142, 144,	1030
										145 EXCL USA, CAN	1040
2	2	–	–	–		.Hus, inre	.Caliper, inner		8		1050
3	2	–	–	–		.Hus, yttre	.Caliper, outer		8	MÄRKT ATE	1060
4	4	–	–	–		.Gummiring	.Rubber ring		8		1070
5	8	–	–	–		.Skruv	.Screw		8		1080
6	6	–	–	–	686227-0	.Luftningsskruv	.Air venting screw				[illegible]
7	8	–	–	–		.Tätningsring	.Seal ring		8		1100
8	8	–	–	–	686226-2	.Kolv	.Piston				1110
9	8	–	–	–		.Gummimanschett	.Rubber seal		8		1120
x 10	1	–	–	–	272678-4	.Bromsklotssats	.Brake pad kit		1	142, 144,	1130
										145 EXCL USA, CAN	1131
										(272568)	[illegible]
	4	–	–	–		..Bromsklots	..Brake pad		8		1140
11	4	–	–	–	686229-6	.Pinne	.Pin	S			1150
12	2	–	–	–	686228-8	.Spännfjäder	.Tensioner spring	S			1160
13	6	–	–	–	656456-1	Gummikåpa	Rubber cap				1170
14	2	–	–	–		Spindel	Steering knuckle			SE GRUPP 6	1180
15	4	–	–	–	943506-6	Skruv	Bolt				1190
16	1	–	–	–	675359-4	Skyddsplåt, V	Backing plate, L				1200
	1	–	–	–	675360-2	Skyddsplåt, H	Backing plate, R				1210
17	6	–	–	–	943090-1	Skruv	Screw				1220
18	6	–	–	–	955893-3	Fjädrande bricka	Resilient washer				1230
19	2	–	–	–	677438-4	Bromsskiva	Brake disc				1240
20	4	–	–	–	940045-8	Skruv	Screw				1250
	2	–	–	–	272506-7	Reparationssats	Repair kit				1260
x	1	–	–	–	272638-8	Sats för montering	Kit of mounting		1		1270
						av bromsklots	parts for brake pad				1275

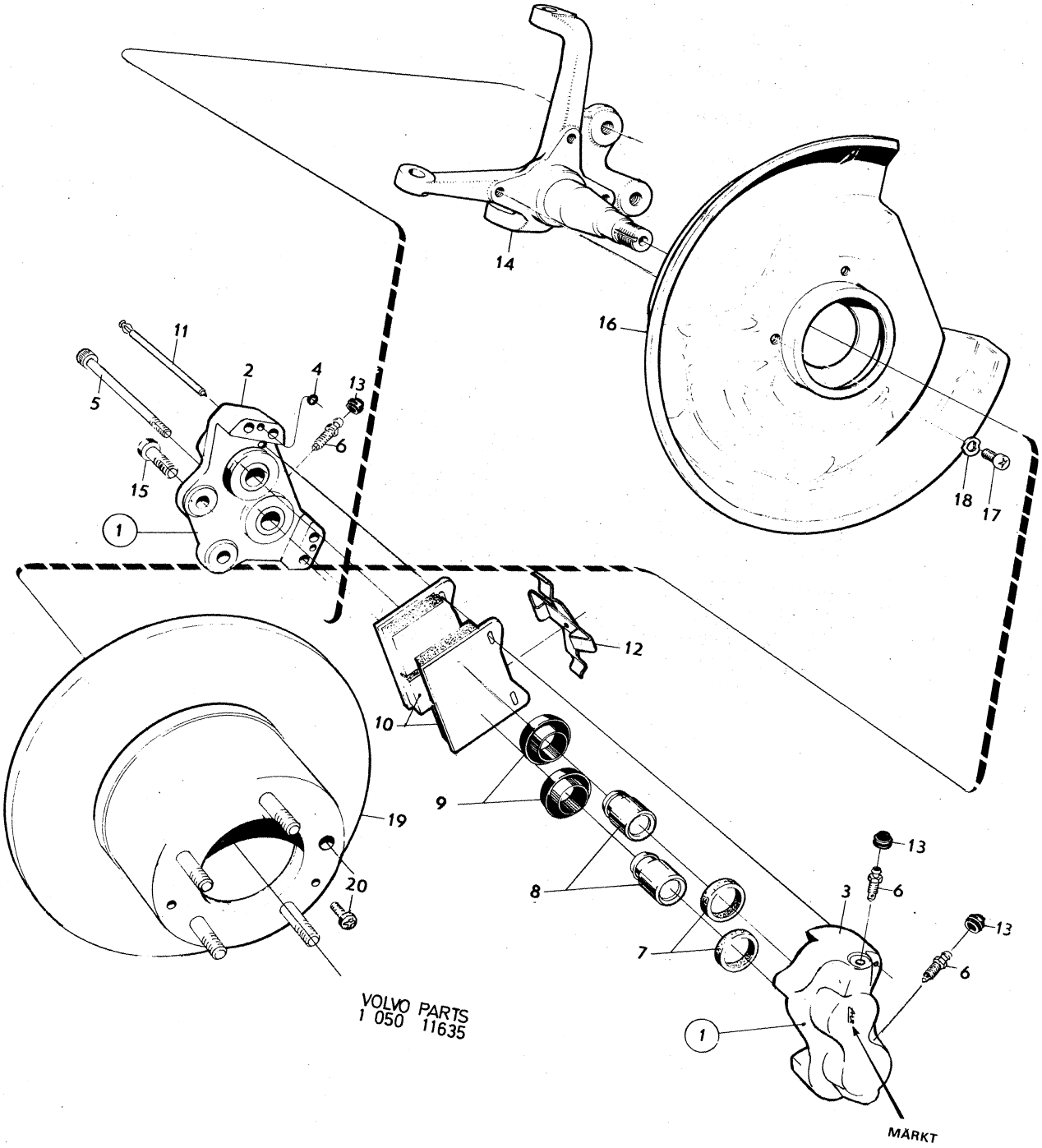
14
16
11
2
4
13
5
6
15
1
18
17
12
10
9
19
20
8
7
13
3
6
13
6
1
MÄRKT
VOLVO PARTS
1 050 11635

Sida Page	Grupp Group	Bakhjulsbroms GIRLING	Rear wheels brakes GIRLING	Illustration 11636 1980–04	0200
8	5				

Pos. Fig.	Antal/Quantity 1212 060	1212 061	1206 486	1206 487	Artikel nr Part No	Benämning	Description	Sats Kit	B P S R	Anmärkning Notes	
1	1	–	–	–		Bakhjulsbroms, V, kmpl	Rear wheel brake, L, cpl		8	142 CH –374224 144 CH –403077 145 USA, CAN CH –194280	1010 1020 1030 1031
	–	1	–	–		Bakhjulsbroms, H, kmpl	Rear wheel brake, R, cpl		8	142 CH –374224 144 CH –403077 145 USA, CAN CH –194280	1040 1050 1060 1061
	–	–	1	–		Bakhjulsbroms, V, kmpl	Rear wheel brake, L, cpl		8	142 CH 374225– 144 CH 403078– 145 USA, CAN CH 194281–	1070 1080 [illegible] 1091
	–	–	–	1		Bakhjulsbroms, H, kmpl	Rear wheel brake, R, cpl		8	142 CH 374225– 144 CH 403078– 145 USA, CAN CH 194281–	1100 1110 1120 1121
	1	–	1	–	1206525-6	.Bakhjulsbroms, V	.Rear wheel brake, L			(685324)	[illegible]
	–	1	–	1	1206526-4	.Bakhjulsbroms, H	.Rear wheel brake, R			(685325)	1140
2	1	1	1	1		..Hus, inre	..Caliper, inner		8		1150
3	1	1	1	1		..Hus, yttre	..Caliper, outer		8	MÄRKT G	1160
4	1	1	1	1		..Gummiring	..Rubber ring		8		1170
5	1	1	1	1		..Skruv	..Screw		8		1180
6	1	1	1	1	678155-3	..Luftningsskruv	..Air venting screw				1190
7	2	2	2	2	664816-6	..Tätningsring	..Seal ring	S			1200
8	2	2	2	2	685331-1	..Kolv	..Piston				1210
9	2	2	2	2	680531-1	..Gummimanschett	..Rubber seal	S			1220
10	1	1	1	1	680532-9	..Låsring	..Circlip	S			1230
11	2	2	2	2	678145-4	..Pinne	..Pin	S			1240
12	2	2	2	2	664822-4	..Låsfjäder	..Lock spring	S		(678146)	1250
13	1	1	1	1	272567-9	.Bromsklotssats	.Brake pad kit			(272565)	1260
	1	1	1	1	275895-1	.Bromsklotssats	.Brake pad kit			TAXI	1275
	2	2	2	2		..Bromsklots	..Brake pad		8		1280
14	2	2	2	2	681456-0	.Mellanlägg	.Spacer				1290
15	2	2	–	–	678147-0	.Dämpfjäder	.Damping spring				1300
16	–	–	1	1	1212207-3	.Dämpbricka	.Damping washer	S			1310
17	1	1	1	1	656456-1	Gummikåpa	Rubber cap	S			1320
18	1	1	1	1		Konsol	Bracket			SE GRUPP 4	1330
19	1	1	1	1	1206482-0	Skyddsplåt, V	Backing plate, L			(1212114)	[illegible]
	1	1	1	1	1206483-8	Skyddsplåt, H	Backing plate, R			(1212115)	[illegible]
20	4	4	4	4		Skruv	Bolt			SE GRUPP 4	1360
21	4	4	4	4		Fjädrande bricka	Resilient washer			SE GRUPP 4	1370
22	4	4	4	4		Mutter	Nut			SE GRUPP 4	1380
23	2	2	2	2	943507-4	Skruv	Screw				1390
24	1	1	1	1	676812-1	Bromsskiva	Brake disc				[illegible]
25	1	1	1	1	950045-5	Skruv	Screw				[illegible]
	1	1	1	1	273114-9	Reparationssats	Repair kit				1420
x	–	–	1	1	272641-2	Sats för montering av bromsklots	Kit of mounting parts for brake pad		1		1430 1435

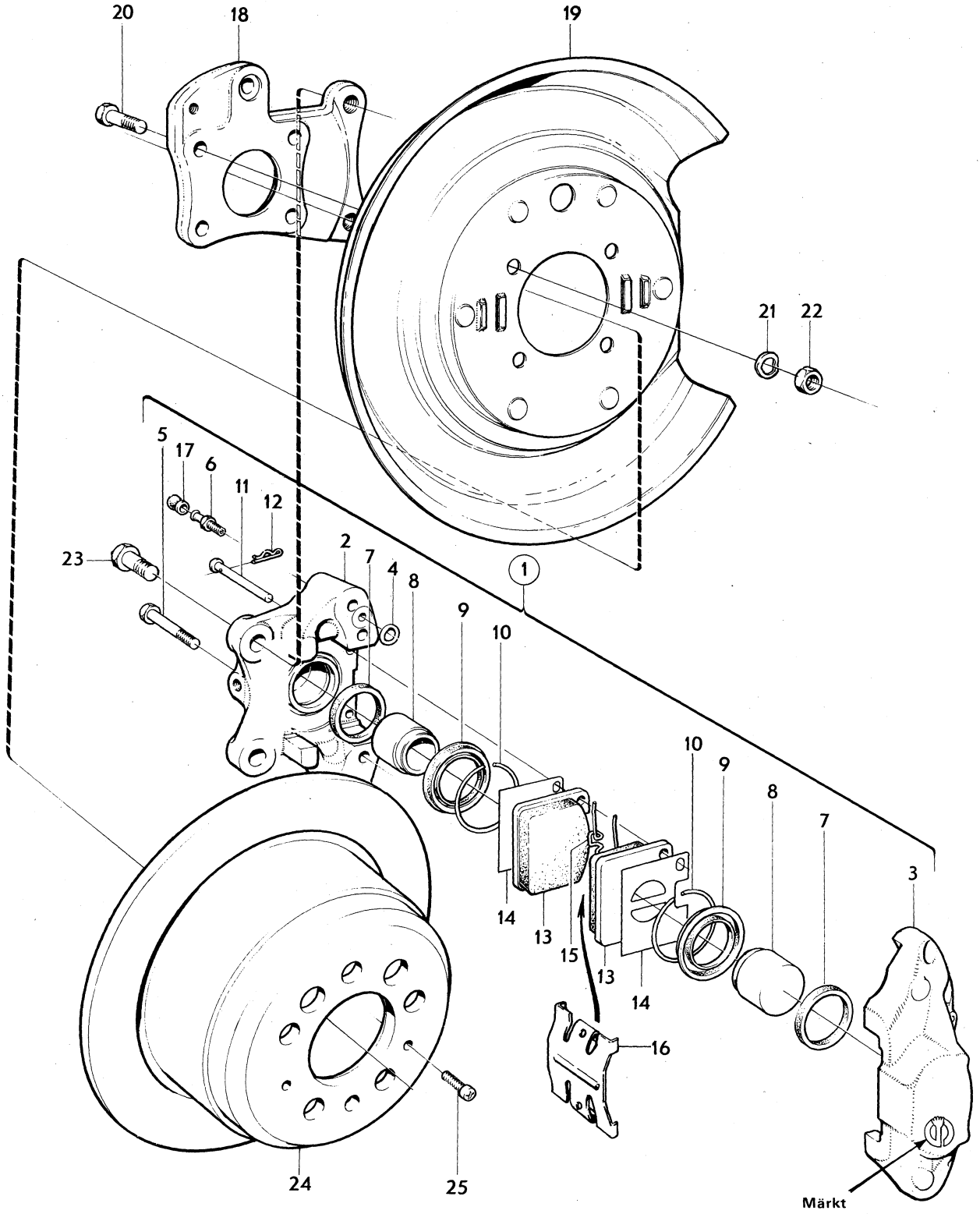

VOLVO PARTS
1 050 11636

Sida Page	Grupp Group	Bakhjulsbroms, ATE	Rear wheel brakes, ATE	Illustration 11637 1980–04	0250
10	5				

	Pos. Fig.	Antal/Quantity 1212 070	1212 071	1206 494	1206 495	Artikel nr Part No	Benämning	Description	Sats Kit	B P S R	Anmärkning Notes	
	1	1	–	1	–	1206494-5	Bakhjulsbroms, V	Rear wheel brake, L			(1212070) 142, 144	1010
											145 EXCL USA, CAN, SM	1020
		–	1	–	1	1206495-2	Bakhjulsbroms, H	Rear wheel brake, R			(1212071) 142, 144,	1050
											145 EXCL USA CAN, SM	1060
											145 EXCL USA, CAN	1161
											CH 210050–.	1162
	2	1	1	1	1		.Hus, inre	.Caliper, inner		8		1170
	3	1	1	1	1		.Hus, yttre	.Caliper, outer		8	MÄRKT ATE	1180
	4	2	2	2	2		.Gummiring	.Rubber ring		8		1190
	5	4	4	4	4		.Skruv	.Screw		8		[illegible]
	6	1	1	1	1	686234-6	.Luftningsskruv	.Air venting screw				[illegible]
	7	1	1	1	1		.Tätningsring	.Seal ring	S			1220
	8	2	2	2	2	688739-2	.Kolv	.Piston				1230
	9	1	1	1	1		.Gummimanschett	.Rubber seal		8		1240
	10	1	1	1	1		.Spännring	.Tensioner ring		8		1250
x	11	1	1	1	1	272675-0	.Bromsklotssats	.Brake pad kit		1	(272569)	[illegible]
		2	2	2	2		..Bromsklots	..Brake pad		8		[illegible]
	12	2	2	2	2	686236-1	.Pinne	.Pin	S			1290
	13	1	1	1	1	686235-3	.Spännfjäder	.Tensioner spring	S			1300
	14	1	1	1	1	656456-1	Gummikåpa	Rubber cap	S			1310
	15	1	1	1	1		Konsol	Bracket			SE GRUPP 4	1320
	16	1	–	1	–	687368-1	Skyddsplåt, V	Backing plate, L		4	ERS AV 1 ST 1206482–0,	1330
											1 ST 1212113–3,	1331
											1 ST 955549–1,	1332
											1 ST 941909–4	1333
x		–	1	–	1	687379-8	Skyddsplåt, H	Backing plate, R			ERS AV 1 ST 1206483–0,	1340
											1 ST 1212113–3,	1341
											1 ST 955549–1,	1342
											1 ST 941909–4	1343
	17	3	3	3	3		Skruv	Screw			SE GRUPP 4	1350
	18	3	3	3	3		Fjädrande bricka	Resilient washer			SE GRUPP 4	1360
	19	3	3	3	3		Mutter	Nut			SE GRUPP 4	1370
	20	1	1	1	1	676812-1	Bromsskiva	Brake disc				1380
	21	2	2	2	2	940045-8	Skruv	Screw				1390
	22	2	2	2	2	943507-4	Skruv	Screw				1400
		1	1	1	1	272527-3	Reparationssats	Repair kit				1410
x		1	1	1	1	272642-0	Sats för montering av bromsklots	Kit of mounting parts for brake pad		1		[illegible]

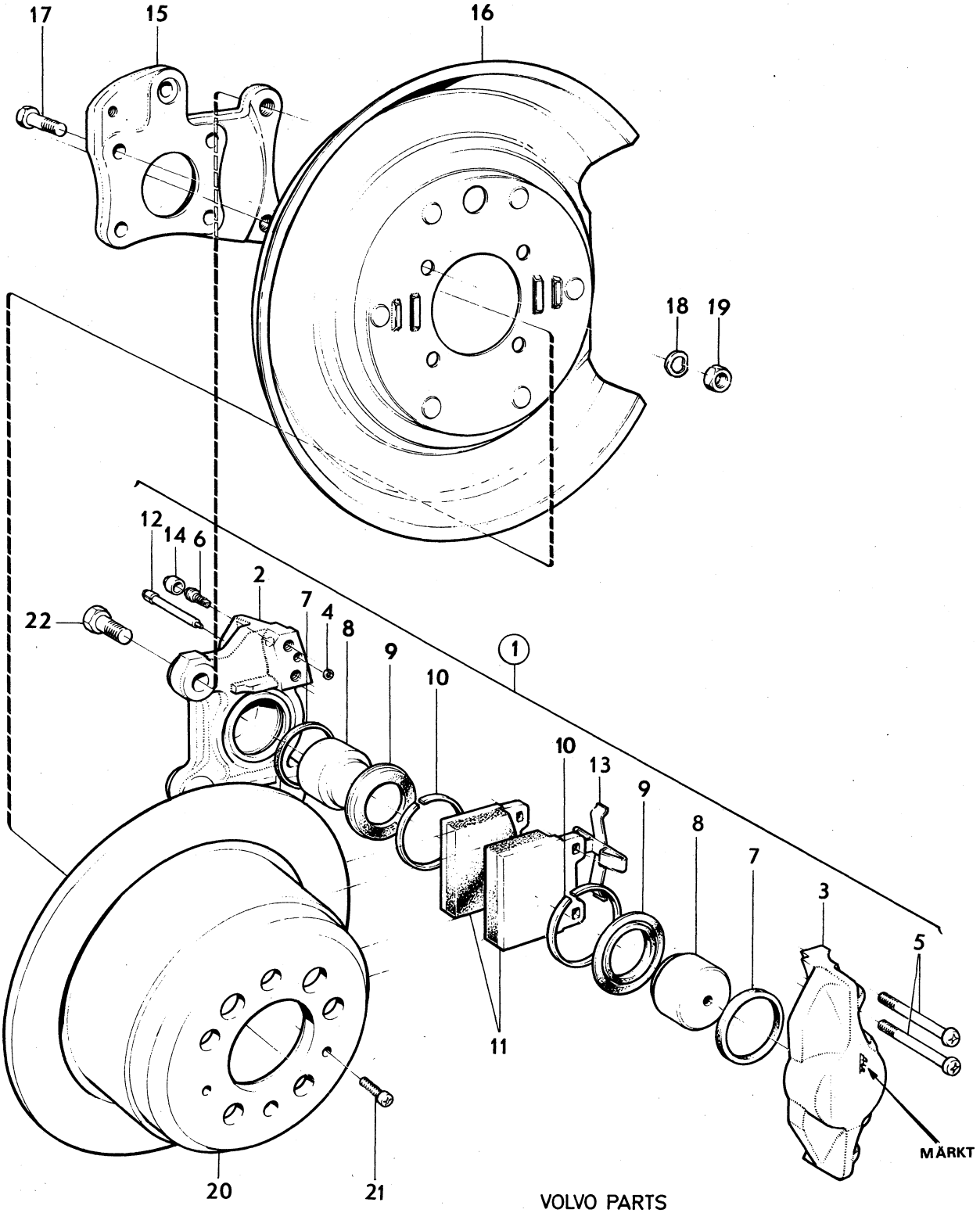

VOLVO PARTS
1 050 11637

Sida Page	Grupp Group	Komplettenheter	Complete units	Illustration	0300
12	5			11638 1980–04	

	Pos. Fig.	Antal/Quantity VST	HST			Artikel nr Part No	Benämning	Description	Sats Kit	B P S R	Anmärkning Notes	
	1	1	1	–	–	1212405-3	Vakuumbromscylinder	Vacuum brake cylinder			1,2)	1010
		–	–	–	–		.Det se sida 28, 2-E23	.Comps page 28, 2-E23				1025
		1	1	–	–	1206727-8	Vakuumbromscylinder	Vacuum brake cylinder			3)	1030
		–	–	–	–		.Det se sida 30, 2-F01	.Comps page 30, 2-F01				1045
		1	1	–	–	1206331-9	Vakuumbromscylinder	Vacuum brake cylinder			4)	1050
		–	–	–	–		.Det se sida 28, 2-E23	.Comps page 28, 2-E23				1065
	2	1	1	–	–	677062-2	Stöd	Support			5)	1070
		1	1	–	–	1206779-9	Stöd	Support			6)	1080
	3	4	4	–	–	942336-9	Fjädrande bricka	Resilient washer			1,2)	1090
		4	4	–	–	941907-8	Fjädrande bricka	Resilient washer			3,4)	1100
	4	4	4	–	–	955848-7	Mutter	Nut			1,2)	1110
		4	4	–	–	955847-9	Mutter	Nut			3)	1120
		4	4	–	–	955782-8	Mutter	Nut			4)	1130
	5	1	1	–	–	942624-8	Skruv	Screw			(942402)	1140
x	6	ERF	ERF	–	–	1272328-4	Gummislang	Rubber hose		2	1)	1150
											(947908)	1151
	7	1	1	–	–	947043-6	Nippel	Nipple				1160
		1	1	–	–	947138-4	Nippel	Nipple		8		1170
	8	2	2	–	–	942928-3	Slangklammer	Hose clip			1)	1180
x	9	–	1	–	–	947987-4	Klammer	Clip		3	B20A	1190
											(682101)	1191
		–	1	–	–	943423-4	Klammer	Clip			B20B	1200
	10	1	1	–	–	680476-9	Backventil	Check valve			3)	1210
x	11	380	380	–	–	1255410-1	Slang	Hose		2	3)	1220
											(943707)	1221
x	12	180	180	–	–	1255410-1	Slang	Hose		2	3)	1230
											(943707)	1231
	13	4	4	–	–	943472-1	Slangklammer	Hose clamp		1	3)	1240
											(945754)	1241
	14	1	1	–	–	1212406-1	Tandemhuvudcylinder	Tandem master cylinder			1)	1250
		–	–	–	–		.Det se sida 26, 2-E21	.Comps page 26, 2-E21				1265
		1	1	–	–	673766-2	Tandemhuvudcylinder	Tandem master cylinder			3)	1270
		–	–	–	–		.Det se sida 26, 2-E21	.Comps page 26, 2-E21				1285
	15	2	2	–	–	942336-9	Fjädrande bricka	Resilient washer			1,2)	1290
		2	2	–	–	955921-2	Fjädrande bricka	Resilient washer			3)	1300
		2	2	–	–	941908-6	Fjädrande bricka	Resilient washer			4)	1310
	16	2	2	–	–	955848-7	Mutter	Nut			1,2)	1320
		2	2	–	–	955782-8	Mutter	Nut			3)	1330
		2	2	–	–	955783-6	Mutter	Nut			4)	1340
	17	2	2	–	–	18677-5	Packning	Packing				1350
	18	1	1	–	–	678091-0	Bromsvätskebehållare	Brake fluid container			1)	1360
		1	1	–	–	1221465-6	Bromsvätskebehållare	Brake fluid container			3) (680548)	1380
	19	1	1	–	–		.Behållare	.Container		8		1400
	20	1	1	–	–	681659-9	.Sil	.Filter				1410
x	21	1	1	–	–	1272107-2	.Lock	.Cover		3	(681660)	1420
	22	2	2	–	–	678237-9	Muff	Connector				2010
	23	2	2	–	–	678124-9	Mellanstycke	Spacer				2020

1. 142 CH–358187. 142 B20A,b CH 358188–. 142 B20E, F US CH 358188–377808, 144 CH–381524. 144 B20A, B CH 381525–. 144 B20E, F US CH 381525–403574, 145 CH–179796. 145 B20A, B CH 179797–. 145 B20E, F US CH 179797–194932.
2. 142 VENV B20A, B CH–393949, 144 VENV B20A, B CH–427999, 145 VENV B20A, B CH–210049.
3. 142 VST B20E, F MS CH 358188–377808, 142 B20E, F CH 377809–, 144 VST B20E, F MS CH 381525–403574, 144 B20E, F CH 403575–, 145 VST B20E, F MS CH 179797–194932, 145 B20E, F CH 194933–.
4. 142 VENV B20A, B CH 393950–, 144 VENV B20A, B CH 428000–, 145 VENV B20A, B CH 210050–.
5. 142 VST CH–358187, 142 VST B20A, B CH OMKR 358188–394999, 142 VST B20E, F US CH 358188–377808, 142 HST CH–377808, 142 HST B20A, B CH OMKR 377809–394999. 144 VST CH–381524, 144 VST B20A, B CH OMKR 381525–429499, 144 VST B20E, F US CH 381525–403574, 144 HST CH–403574, 144 HST B20A, B CH OMKR 403575–429499. 145 VST CH–179796, 145 VST B20A, B CH 179797–210567, 145 VST B20A, B US CH 179797–194932, 145 HST CH–194932, 145 B20A, B CH 194933–210567.
6. 142 VST MS CH 358188–377808, 142 B20E, F CH OMKR 377809–394999, 142 CH OMKR 395000–. 144 VST MS CH 381525–403574, 144 B20E, F CH OMKR 403575–429499, 144 CH OMKR 429500–. 145 VST MS CH 179797–194932, 145 B20E, F CH 194933–210567, 145 CH 210568–.

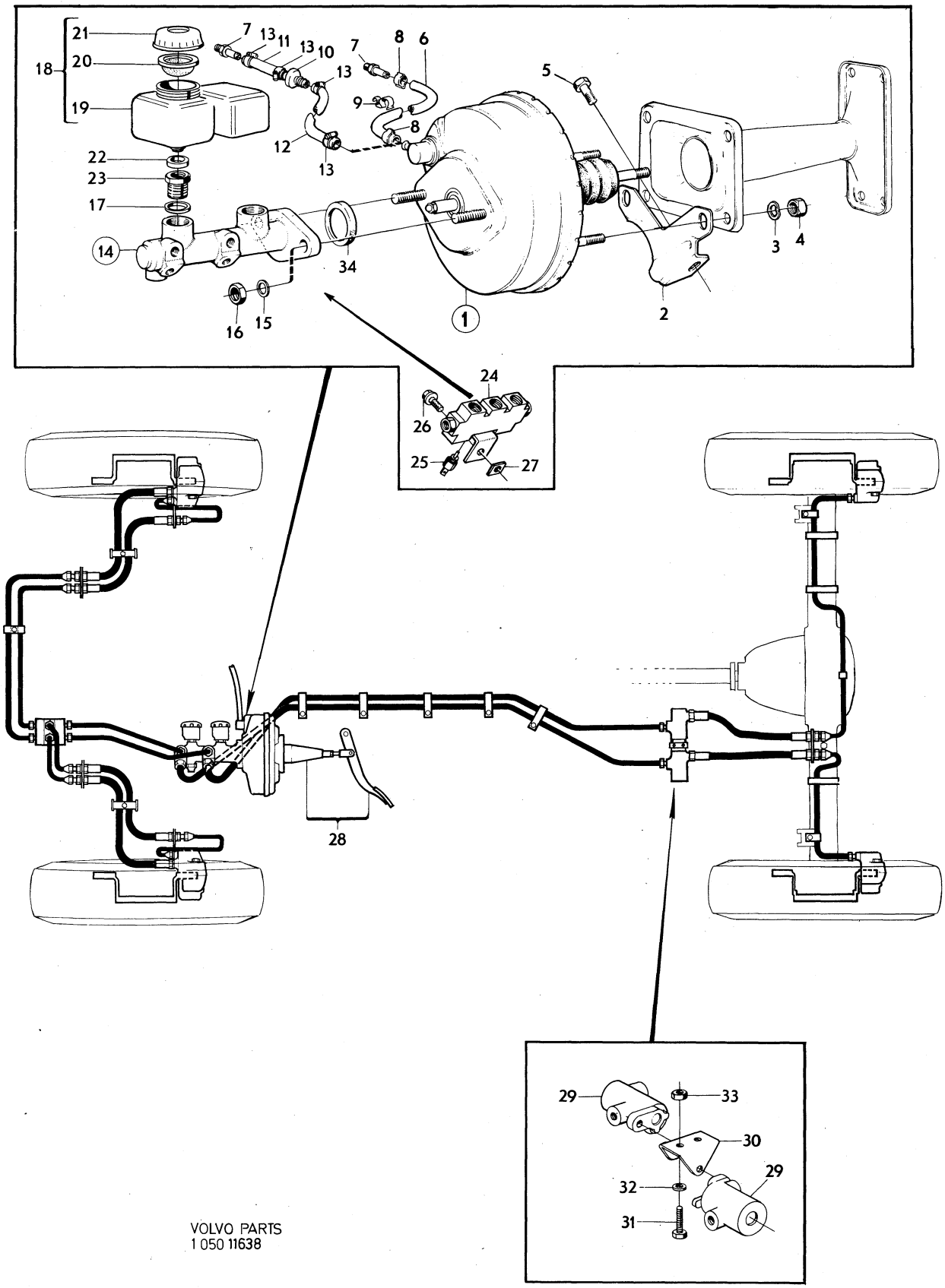

VOLVO PARTS
1 050 11638

Sida Page	Grupp Group	Komplettenheter	Complete units	Illustration	0300
14	5			11638 1980–04	

Pos. Fig.	Antal/Quantity VST	HST			Artikel nr Part No	Benämning	Description	Sats Kit	B P S R	Anmärkning Notes	
24	1	1	–	–	673764-7	Varningsventil	Warning valve				2030
25	1	1	–	–	679938-1	.Kontakt	.Contact				2040
26	1	1	–	–	943629-6	Skruv	Screw				2050
27	1	1	–	–	150188-1	Mutter	Nut				2060
28	–	–	–	–		Bromspedal med monteringsdetaljer	Brake pedal with installation components			SE SIDA 32, 2-F03	2070 2080
29	2	2	–	–	1212476-4	Bromsventil	Brake valve			142, 144	2090
	2	2	–	–	1212477-2	Bromsventil	Brake valve			145. S–1716, S–1725, S–1779, S–1781, S–1782.	2100 2105
30	1	1	–	–	1212232-1	Konsol	Bracket				2110
31	2	2	–	–	940113-4	Skruv	Screw				2[illegible]
32	2	2	–	–	941907-8	Fjädrande bricka	Resilient washer				2130
33	2	2	–	–	950353-3	Mutter	Nut				2140
34	1	1	–	–	680906-5	Gummiring	Rubber ring			3)	2150

3. 142 VST B20E, F MS CH 358188–377808, 142 B20E, F CH 377809–, 144 VST B20E, F MS CH 381525–403574, 144 B20E, F CH 403575–, 145 VST B20E, F MS CH 179797–194932, 145 B20E, F CH 194933–.

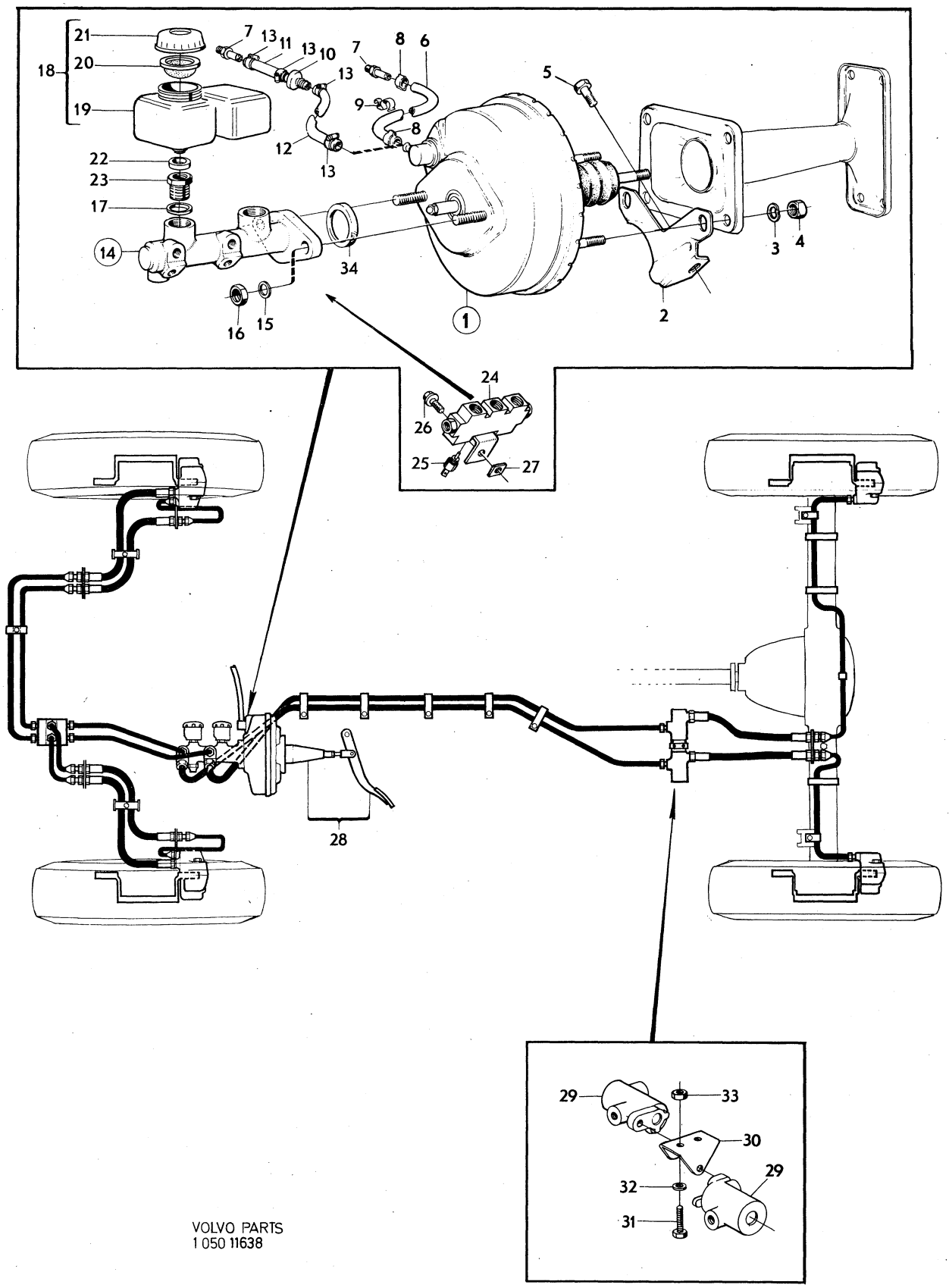

VOLVO PARTS
1 050 11638

Sida Page	Grupp Group	Rörledningar	Pipe lines	Illustration	0350
16	5			11639 1980–04	

	Pos. Fig.	Antal/Quantity				Artikel nr Part No	Benämning	Description	Sats Kit	B P S R	Anmärkning Notes	
x	1	1	–	–	–	1277148-1	Bromsrör	Brake pipe		2	9)	1010
											(687318)	1011
		1	–	–	–	1206619-7	Bromsrör	Brake pipe			8) B20A, B	1015
x		1	–	–	–	1277147-3	Bromsrör	Brake pipe		2	12)	1017
											(1206764)	1018
x	2	1	–	–	–	1277148-1	Bromsrör	Brake pipe		2	9)	1020
											(687319)	1021
		1	–	–	–	1206621-3	Bromsrör	Brake pipe			8) B20A, B	1025
x		1	–	–	–	1277147-3	Bromsrör	Brake pipe		2	12)	1027
											(1206765)	1028
x	3	1	–	–	–	1277153-1	Bromsrör	Brake pipe		2	10)	30
											(687316)	1031
x		1	–	–	–	1277154-9	Bromsrör	Brake pipe		2	11)	1035
											(1206153)	1036
x	4	1	–	–	–	1277153-1	Bromsrör	Brake pipe		2	10)	1040
											(687317)	1041
x		1	–	–	–	1277154-9	Bromsrör	Brake pipe		2	11)	5
											(1206154)	1046
x	5	1	–	–	–	1277127-5	Bromsrör	Brake pipe		2	(678032)	1050
x	6	1	–	–	–	1277128-3	Bromsrör	Brake pipe		2	(678033)	1060
x	7	1	–	–	–	1277136-6	Bromsrör	Brake pipe		2	(688234)	1070
x	8	1	–	–	–	1277135-8	Bromsrör	Brake pipe		2	(688235)	1080
	9	1	–	–	–	1212366-7	Bromsrör	Brake pipe			(1212365)	1090
	10	1	–	–	–	1212366-7	Bromsrör	Brake pipe				1100
x	11	1	–	–	–	1277143-2	Bromsrör	Brake pipe		2	10)	1110
											(687314)	1111
x		1	–	–	–	1277144-0	Bromsrör	Brake pipe		2	11)	1115
											(1206203)	1116
x	12	1	–	–	–	1277145-7	Bromsrör	Brake pipe		2	10)	1120
											(687315)	1121
x		1	–	–	–	1277145-7	Bromsrör	Brake pipe		2	11)	1125
											(1206204)	1126
x	13	1	–	–	–	1277141-6	Bromsrör	Brake pipe		2	(687468)	1130
x	14	1	–	–	–	1277140-8	Bromsrör	Brake pipe		2	(687469)	1140
x	15	1	–	–	–	1277131-7	Bromsrör	Brake pipe		2	(1212367)	1150
x	16	1	–	–	–	1277139-0	Bromsrör	Brake pipe		2	(1212368)	1160
	17	1	–	–	–	677610-8	Sexvägsförskruvning	Six–way union				1170
	18	1	–	–	–	958246-1	Skruv	Screw				0
	19	2	–	–	–	677712-2	Bromsslang	Brake hose				1190
	20	2	–	–	–	677713-0	Bromsslang	Brake hose				1200
	21	1	–	–	–	677657-9	Konsol, V	Bracket, L			EXCL USA, CAN	1210
	22	1	–	–	–	677658-7	Konsol, H	Bracket, R			EXCL USA, CAN	1220
	23	2	–	–	–		Skruv	Screw			SE GRUPP 8	1230
	24	2	–	–	–	940280-1	Fjädrande bricka	Resilient washer				0
	25	2	–	–	–	940154-8	Mutter	Nut				1250
	26	4	–	–	–	942336-9	Fjädrande bricka	Resilient washer				1260
	27	4	–	–	–	955858-6	Mutter	Nut				1270
	28	4	–	–	–	18651-0	Packning	Packing				1280
	29	2	–	–	–	687309-5	Bromsslang	Brake hose				1290
	30	1	–	–	–	677540-7	Konsol	Bracket				1300
	31	1	–	–	–	955636-6	Skruv	Screw				1310
	32	1	–	–	–	941906-0	Fjädrande bricka	Resilient washer				1320
	33	2	–	–	–	942336-9	Fjädrande bricka	Resilient washer				1330
	34	2	–	–	–	955898-2	Mutter	Nut				1340

8. 142 CH 393950–, 144 CH 428000–, 145 CH 210050–.
9. 142 CH 358187, 142 B20A, B CH OMKR 358188–394999, 142 B20E, F VS CH 358188–377808. 144 CH–381524, 144 B20A,b CH OMKR 381525–429499, 145 CH–179796. 145 B20A, B CH 179797–210049. 145 B20E,f US CH 179797–194932.
10. 142 CH–358187, 144 CH–381524, 145 CH–179796.
11. 142 CH 358188–, 144 CH 381525–, 145 CH 179797–.
12. 142 B20E, F MS CH 358188–377808, 142 B20E, F CH 377809–. 144 B20E, F MS CH 381525–403574, 144 B20E, F CH 403575–. 145 B20E, F MS CH 179797–194932, 145 B20E, F CH 194933–.

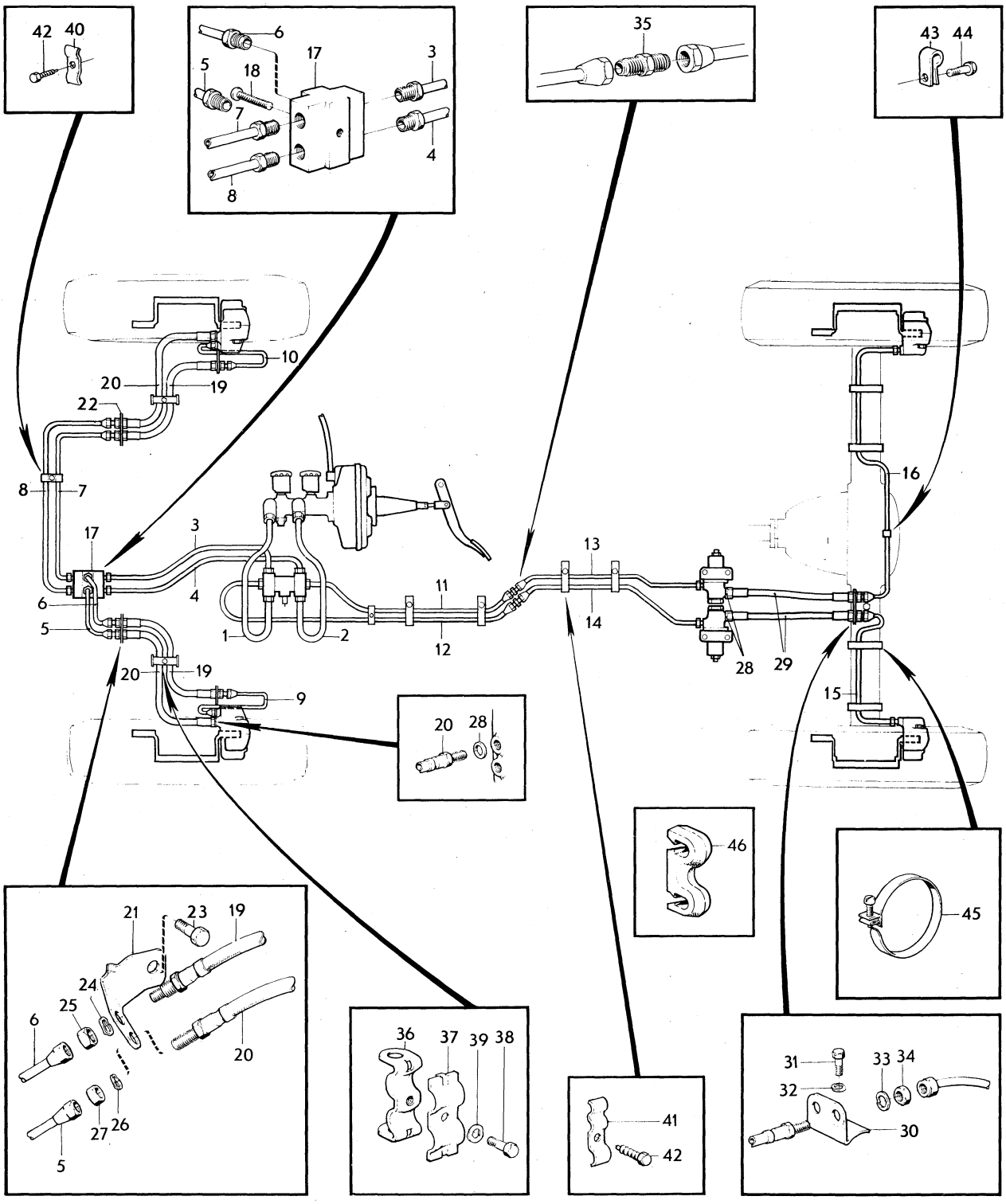

VOLVO PARTS
1 050 11639

Sida Page	Grupp Group	Rörledningar	Pipe lines	Illustration	0350
18	5			11639 1980–04	

	Pos. Fig.	Antal/Quantity				Artikel nr Part No	Benämning	Description	Sats Kit	B P S R	Anmärkning Notes	
	35	2	–	–	–	954327-3	Förskruvning	Screw union				1350
	36	2	–	–	–	678050-6	Hållare	Retainer				1360
	37	2	–	–	–	678052-2	Klammer	Clamp				1370
	38	2	–	–	–	950044-8	Skruv	Screw				1380
	39	2	–	–	–	941906-0	Fjädrande bricka	Resilient washer				1390
x	40	ERF	–	–	–	947685-4	Klammer	Clamp		2	(942895)	1400
	41	ERF	–	–	–	677980-5	Klammer	Clamp				1410
	42	ERF	–	–	–	190665-0	Skruv	Screw			L 12	1420
		ERF	–	–	–	192400-0	Skruv	Screw			L 16	1430
	43	1	–	–	–	18301-2	Klammer	Clamp				1440
	44	1	–	–	–		Skruv	Screw			SE GRUPP 4	1450
x	45	4	–	–	–	121585-4	Bandklammer	Strip clamp				55
	46	ERF	–	–	–	687475-4	Clips	Clip				1460

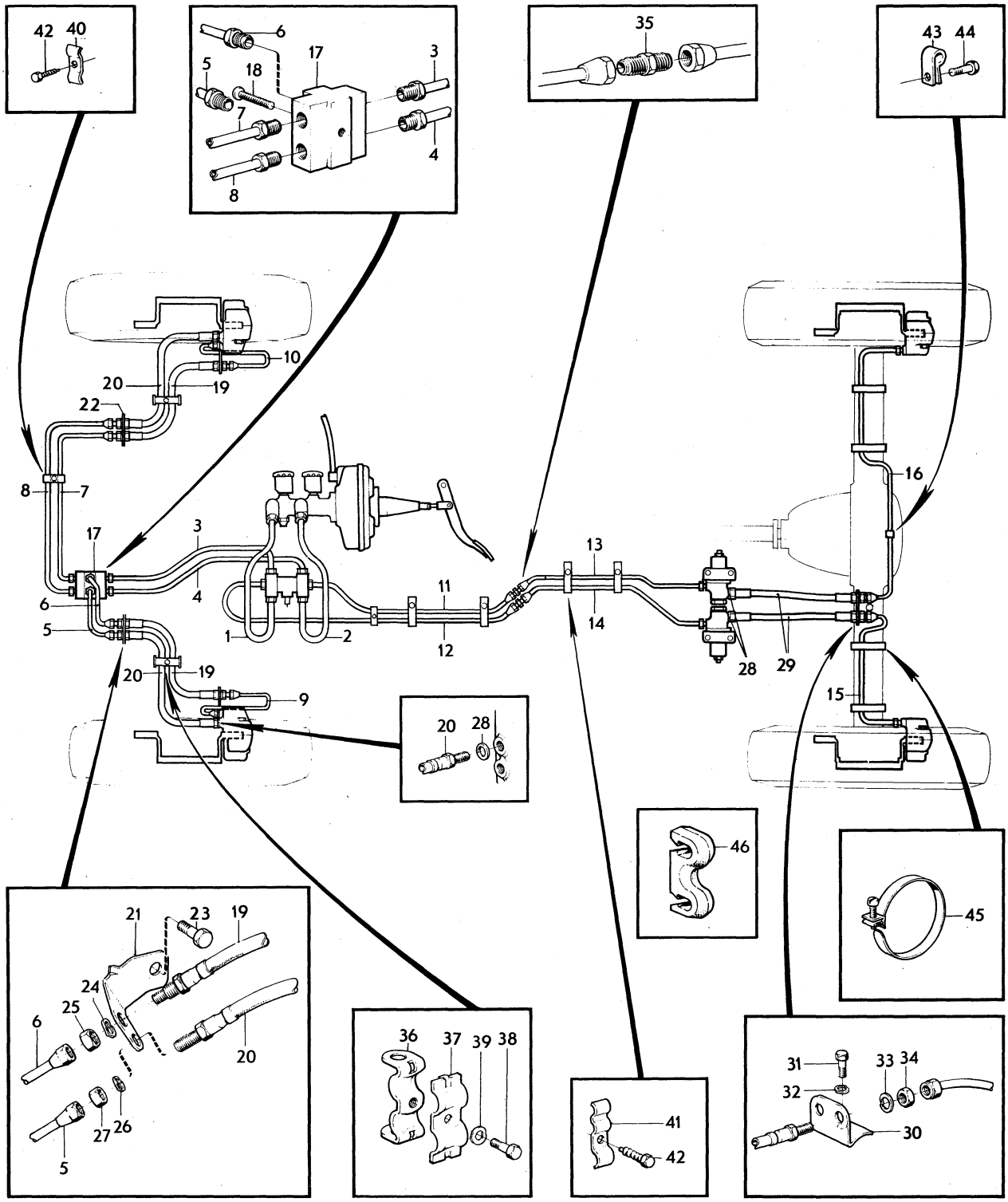

VOLVO PARTS
1 050 11639

Sida Page	Grupp Group	Handbroms	Handbrake	Illustration	0400
20	5			10339 1980–04	

Pos. Fig.	Antal/Quantity VST	HST			Artikel nr Part No	Benämning	Description	Sats Kit	B P S R	Anmärkning Notes	
1	4	4	–	–	1212193-5	Bromsback	Brake shoe				1010
2	2	2	–	–	1212191-9	Tryckplatta	Pressure plate				1020
3	2	2	–	–	1212192-7	Fixeringsfjäder	Fixation spring				1030
4	2	2	–	–	955549-1	Skruv	Screw				1040
5	2	2	–	–	941909-4	Fjädrande bricka	Resilient washer				1050
6	1	1	–	–	687107-3	Konsol, V	Bracket, L				1060
	1	1	–	–	687108-1	Konsol, H	Bracket, R				1070
7	2	2	–	–	1212113-3	Ankarbult	Anchorage bolt				1080
8	2	2	–	–	955523-6	Skruv	Screw				1090
9	2	2	–	–	941907-8	Fjädrande bricka	Resilient washer				1100
10	4	4	–	–	681963-5	Fixeringsfjäder	Fixation spring				1110
11	2	2	–	–	677525-8	Justeranordning	Slack adjuster				11[illegible]
12	2	2	–	–	677528-2	Hylsa	Sleeve				11[illegible]
x 13	4	4	–	–	677850-0	Returfjäder	Return spring		2	142 CH–258866.	1140
										144 CH–272424.	1141
										145 CH–110191.	1142
	2	2	–	–	1212200-8	Returfjäder, övre	Return spring, upper			142 CH 258867–.	1150
										144 CH 272425–.	11[illegible]
										145 CH 110192–.	11[illegible]
	2	2	–	–	1212199-2	Returfjäder, nedre	Return spring, lower			142 CH 258867–.	1153
										144 CH 272425–.	1154
										145 CH 110192–.	1155
14	2	2	–	–	1212195-0	Hävarm	Lever				1160
15	2	2	–	–	688136-1	Bälg	Bellows				1170
16	1	1	–	–	684586-1	Handbromsvajer	Cable				1180
17	2	2	–	–	677218-0	.Bult med säkring	.Bolt with lock				1190
18	4	4	–	–		.Gummiskydd	.Rubber cap		8		1200
19	2	2	–	–	675914-6	.Hållare	.Retainer				1210
20	2	2	–	–	955953-5	.Låsbricka	.Lock washer				1220
21	2	2	–	–	940152-2	.Mutter	.Nut				1230
22	2	2	–	–		Konsol	Bracket			SE GRUPP 8	1240
23	2	2	–	–	955953-5	Låsbricka	Lock washer				1250
24	2	2	–	–	940152-2	Mutter	Nut				1260
25	2	2	–	–	677562-1	Bricka	Washer				1270
26	2	2	–	–	686336-9	Returfjäder	Return spring				1280
27	2	2	–	–	677563-9	Bricka	Washer				1290
28	2	2	–	–	677837-7	Klammer	Clamp				1300
29	4	4	–	–	190665-0	Skruv	Screw				1310
30	1	1	–	–	680912-3	Dragstång	Pull rod				13[illegible]
31	3	3	–	–	955826-3	Mutter	Nut				13[illegible]
32	1	1	–	–	659655-5	Fjäder	Spring				1340
33	1	1	–	–	960141-0	Bricka	Washer				1350
34	1	1	–	–	680909-9	Hållare	Retainer				1360
35	1	1	–	–	680907-3	Hjul	Wheel				1370
36	1	1	–	–	680908-1	Distanshylsa	Spacer sleeve				13[illegible]
37	1	1	–	–	955525-1	Skruv	Screw				13[illegible]
38	1	1	–	–	960141-0	Bricka	Washer				1400
39	1	1	–	–	950353-3	Mutter	Nut				1410
40	1	1	–	–	913124-4	Saxpinnebult	Clevis pin				1420
41	1	1	–	–	907822-1	Saxpinne	Split pin		2		1430
42	1	–	–	–	675414-7	Handbromsspak	Handbrake lever			142, 144, 145 NT	1440
										FAV CAN	1450
										145 HT CH 153730–	1455
	1	–	–	–	680852-1	Handbromsspak	Handbrake lever			145 HT CH –153729	1460
										ERS AV 1 ST 675414–7	1461
	–	1	–	–	675415-4	Handbromsspak	Handbrake lever			142, 144, 145 NT,	1470
										145 HT CH 153730–	1475
	–	1	–	–	675415-4	Handbromsspak	Handbrake lever			FAV 145 HT CH –153729	1480
										(680854)	1481
43	2	2	–	–	653576-9	.Bussning	.Bushing				1490
44	1	–	–	–	679274-1	Kåpa	Case			142, 144	1500
	–	1	–	–	679275-8	Kåpa	Case			142, 144	1510
45	1	–	–	–	676615-8	Tätning	Seal				1520

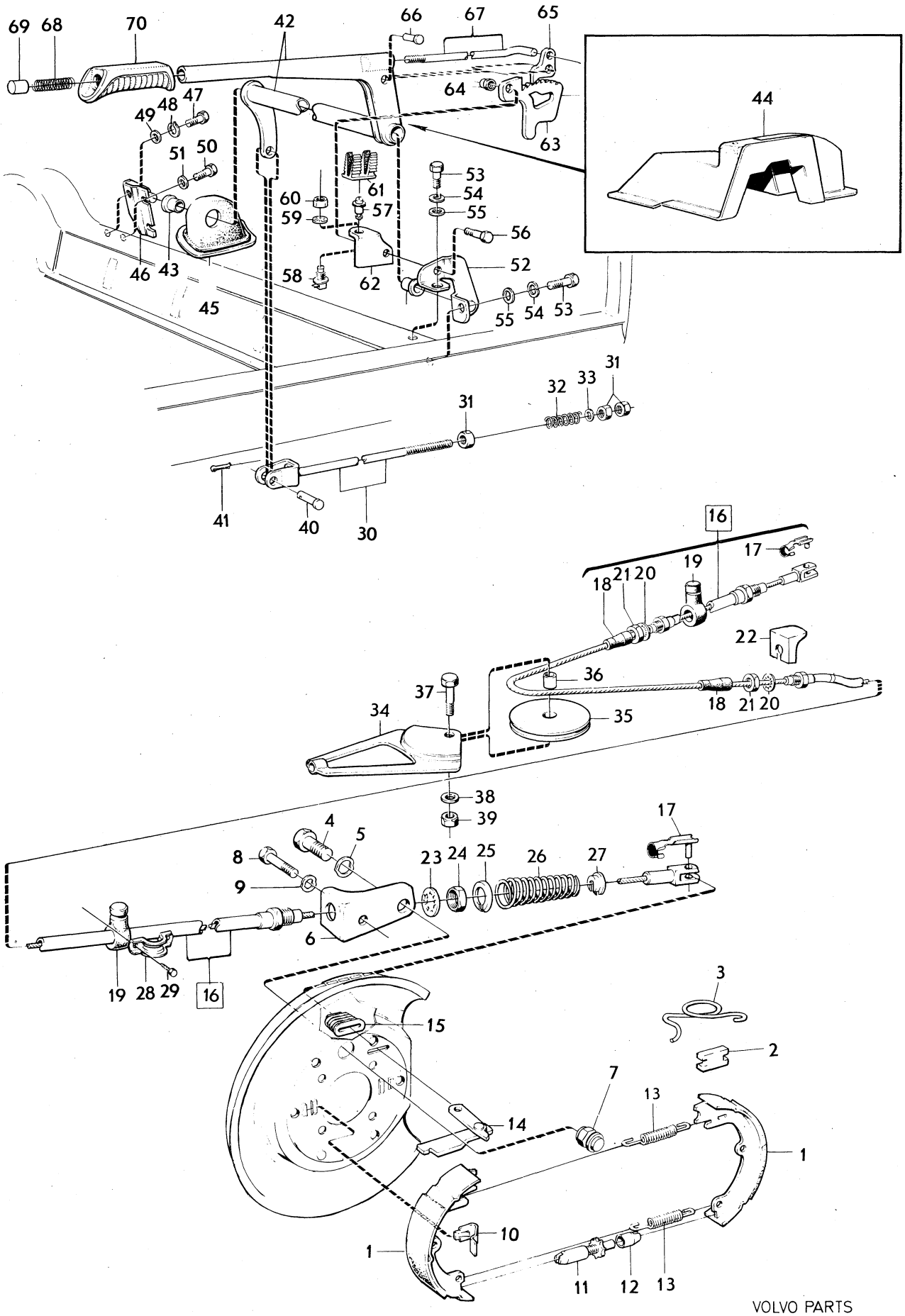

VOLVO PARTS
1 050 10339

Sida Page	Grupp Group	Handbroms	Handbrake	Illustration	0400
22	5			10339 1980–04	

Pos. Fig.	Antal/Quantity VST	HST			Artikel nr Part No	Benämning	Description	Sats Kit	B P S R	Anmärkning Notes	
	–	1	–	–	676616-6	Tätning	Seal				1530
46	1	–	–	–	675393-3	Fäste	Anchorage				1540
	–	1	–	–	676613-3	Fäste	Anchorage				1550
47	1	1	–	–	955524-4	Skruv	Screw			142 CH–323399	1560
										144 CH–340099	1570
										145 CH–153729	1580
	1	1	–	–	944012-4	Skruv	Screw			142 CH 323400–	1590
										144 CH 340100–	1600
										145 CH 153730–	1610
48	1	1	–	–	955921-2	Fjäderbricka	Spring washer				2010
49	1	1	–	–	955894-1	Bricka	Washer				2020
50	2	2	–	–		Skruv	Screw			SE GRUPP 8	30
51	2	2	–	–		Bricka	Washer			SE GRUPP 8	2040
52	1	–	–	–	675398-2	Fäste	Anchorage				2050
	–	1	–	–	675399-0	Fäste	Anchorage				2060
53	2	2	–	–	955524-4	Skruv	Screw			142 CH–323399	2070
										144 CH–340099	2071
										145 CH–153729	72
	2	2	–	–	944012-4	Skruv	Screw			142 CH 323400–	73
										144 CH 340100–	2074
										145 CH 153730–	2075
54	2	2	–	–	955921-2	Fjäderbricka	Spring washer				2080
55	2	2	–	–	955894-1	Bricka	Washer				2090
	–	2	–	–	942227-0	Mutter	Nut				2100
56	1	1	–	–	955525-1	Skruv	Screw				2110
57	1	1	–	–		Kontakt	Contact			SE GRUPP 3	2120
58	1	1	–	–		Kontakt	Contact			SE GRUPP 3	2130
59	1	1	–	–		Låsbricka	Lock washer			SE GRUPP 3	2140
60	1	1	–	–		Mutter	Nut			SE GRUPP 3	2150
61	1	1	–	–	683683-7	Plugg	Plug				2160
62	1	–	–	–	683349-5	Konsol	Bracket				2170
	–	1	–	–	683350-3	Konsol	Bracket				2180
63	1	1	–	–	686652-9	Spärrsegment	Quadrant				2190
64	1	1	–	–	950353-3	Mutter	Nut				2200
65	1	1	–	–	653466-3	Spärrhake	Pawl				2210
66	1	1	–	–	190848-2	Nit	Rivet				2220
67	1	1	–	–	653465-5	Tryckstång	Push rod				2230
68	1	1	–	–	675948-4	Fjäder	Spring				2240
69	1	1	–	–	654980-2	Knapp	Button				50
70	1	1	–	–	675916-1	Handtag	Handle				0

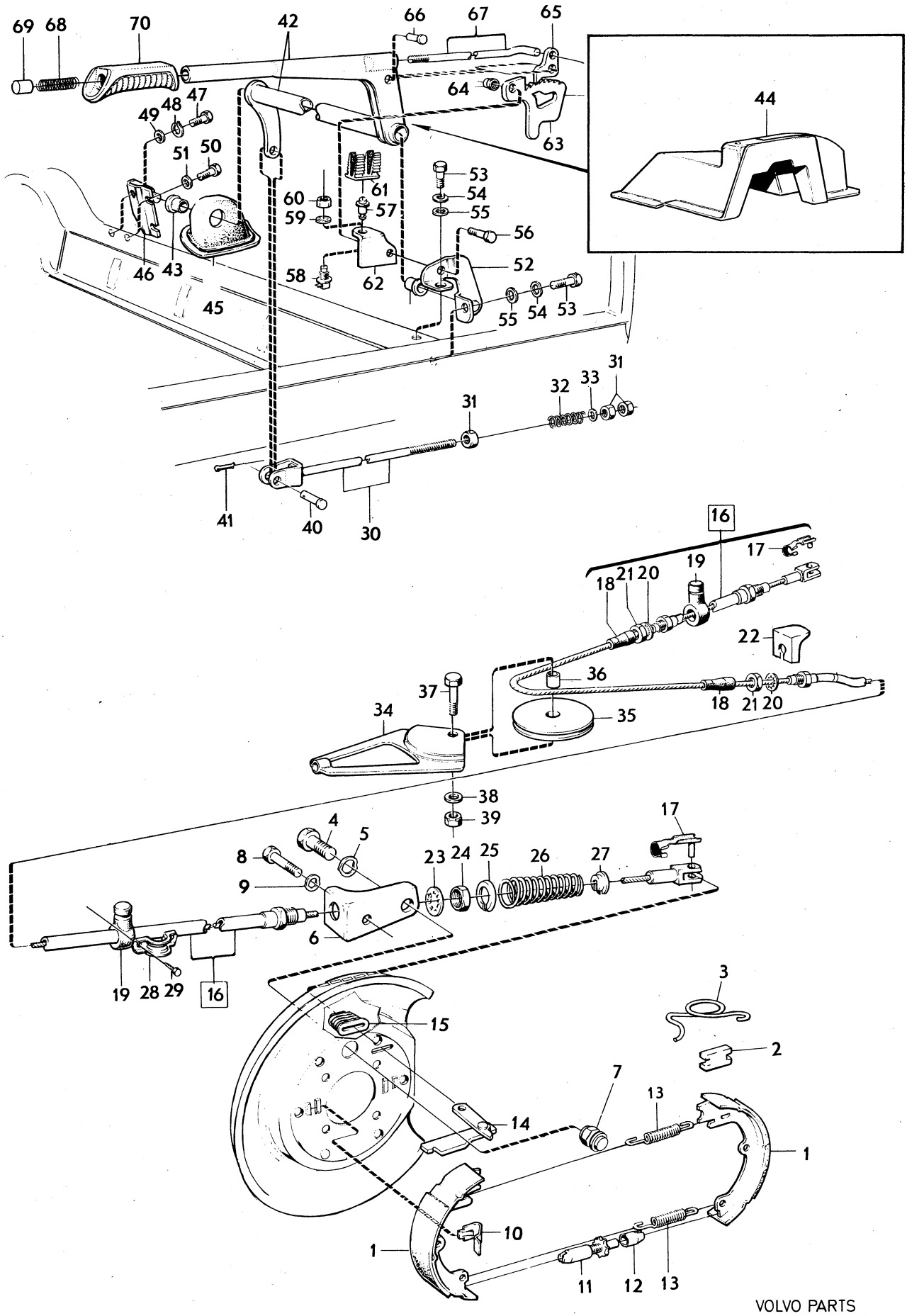

VOLVO PARTS
1 050 10339

Sida Page	Grupp Group	Handbroms, mittplacerad	Handbrake middle placed	Illustration	0450
24	5			7234 1980–04	

Pos. Fig.	Antal/Quantity				Artikel nr Part No	Benämning	Description	Sats Kit	B P S R	Anmärkning Notes	
1	1	–	–	–	273200-6	Handbromssats	Handbrake kit				1010
2	1	–	–	–	662988-5	.Handbromsspak	.Handbrake lever	S			1020
3	2	–	–	–	653576-9	..Bussning	..Bushing	S			1030
4	1	–	–	–	653466-3	.Spärrhake	.Pawl	S			1040
5	1	–	–	–	190848-2	.Nit	.Rivet	S			1050
6	1	–	–	–	658326-4	.Tryckstång	.Push rod	S			1060
7	1	–	–	–	675948-4	.Fjäder	.Spring	S			1070
8	1	–	–	–	654980-2	.Knapp	.Button	S			1080
9	1	–	–	–	658332-2	.Handtag	.Handle	S			1090
10	1	–	–	–	660651-1	.Bygel	.Brace	S			1100
11	1	–	–	–	191030-6	.Skruv	.Screw	S			1110
12	1	–	–	–	684366-8	.Fäste	.Anchorage	S			1[illegible]
13	1	–	–	–	658322-3	.Tätning	.Seal	S			1130
14	1	–	–	–	658327-2	.Pinne	.Pin	S	8		1140
15	1	–	–	–	907824-7	.Saxpinne	.Split pin	S			1150
16	1	–	–	–	653449-9	.Spärrsegment	.Quadrant	S			1160
17	1	–	–	–	681538-5	.Konsol	.Bracket	S			1170
18	2	–	–	–	940135-7	.Skruv	.Bolt	S			1[illegible]
19	2	–	–	–	950353-3	.Mutter	.Nut	S			1[illegible]
20	1	–	–	–	684361-9	.Fäste	.Anchorage	S			1200
21	1	–	–	–	684359-3	.Axel	.Shaft	S			1210
22	2	–	–	–	680316-7	.Lagerplåt	.Bearing plate	S	8		1220
23	4	–	–	–	955512-9	.Skruv	.Bolt	S			1230
24	4	–	–	–	955920-4	.Fjäderbricka	.Spring washer	S			1240
25	1	–	–	–	680317-5	.Dragstång	.Pull rod	S			1250
26	1	–	–	–	684358-5	.Dragstång	.Pull rod	S			1260
27	2	–	–	–	907849-4	.Saxpinne	.Split pin	S			1270
27a	1	–	–	–	686331-0	.Gummikåpa	.Rubber casing	S			1280
28	1	–	–	–	662054-6	.Tätning	.Seal	S			1290
29	1	–	–	–		Kontakt	Contact			SE GRUPP 3	1300
30	1	–	–	–		Låsbricka	Lock washer			SE GRUPP 3	1310
31	1	–	–	–		Mutter	Nut			SE GRUPP 3	1320

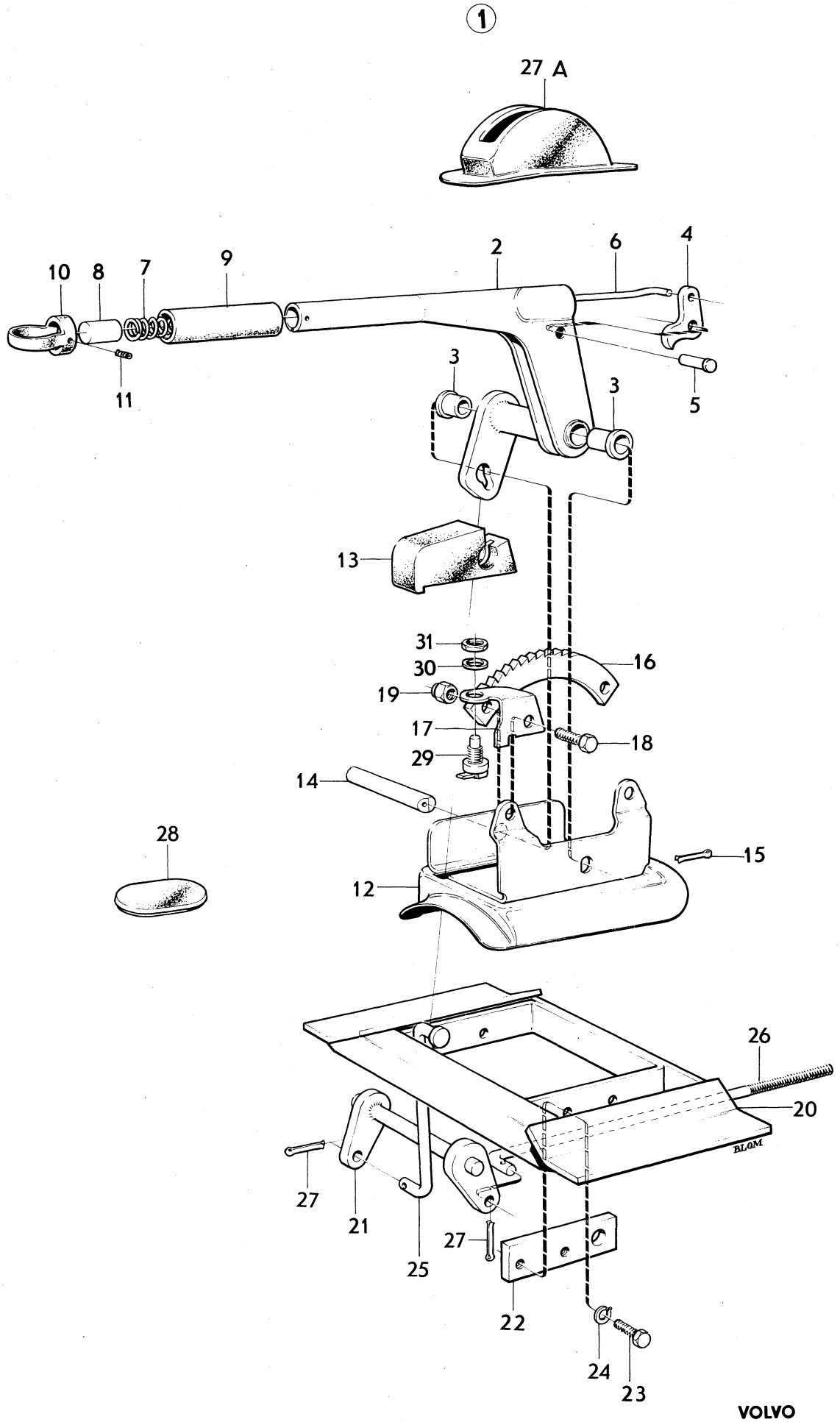

VOLVO
KA 7234

Sida Page	Grupp Group	Tandemhuvudcylinder	Tandem master cylinder	Illustration	0500
26	5			11640 1980–04	

Pos. Fig.	Antal/Quantity 673 766	1212 406			Artikel nr Part No	Benämning	Description	Sats Kit	B P S R	Anmärkning Notes	
1	1	–	–	–	673766-2	Tandemhuvudcylinder	Tandem master cylinder				1010
	–	1	–	–	1212406-1	Tandemhuvudcylinder	Tandem master cylinder				1020
2	1	1	–	–		.Hus	.Housing		8		1030
3	1	1	–	–	682072-4	.Fjäder	.Spring				1040
4	2	2	–	–	682073-2	.Fjädertallrik	.Spring plate		8		1050
5	2	2	–	–		.Stödring	.Back up ring	S			1060
6	4	2	–	–		.Packning	.Packing	S			1070
7	–	2	–	–		.Packning	.Packing	S			1080
8	2	2	–	–		.Bricka	.Washer	S			1090
9	1	1	–	–		.Kolv, inre	.Piston, inner	S			1100
10	1	1	–	–	681654-0	.Skruv	.Screw				1110
11	1	1	–	–	682074-0	.Hylsa	.Sleeve		8		1120
12	1	1	–	–	682075-7	.Fjäder	.Spring				[illegible]
13	1	1	–	–		.Kolv, yttre	.Piston, outer	S			1140
14	–	1	–	–		.Packning	.Packing	S			1150
15	–	1	–	–	688727-7	.Bricka	.Washer		8		1160
16	1	1	–	–		.Låsring	.Lock ring	S			1170
17	2	–	–	–		.Bricka	.Washer	S			1180
18	2	–	–	–		.Packning	.Packing	S			[illegible]
19	1	–	–	–	682076-5	.Distansbricka	.Spacer washer		8		1200
20	1	1	–	–		.Packning	.Packing	S			1210
21	1	1	–	–	681658-1	.Stoppskruv	.Set screw		3		1220
	1	–	–	–	273125-5	Reparationssats	Repair kit				1230
	–	1	–	–	273226-1	Reparationssats	Repair kit				1240

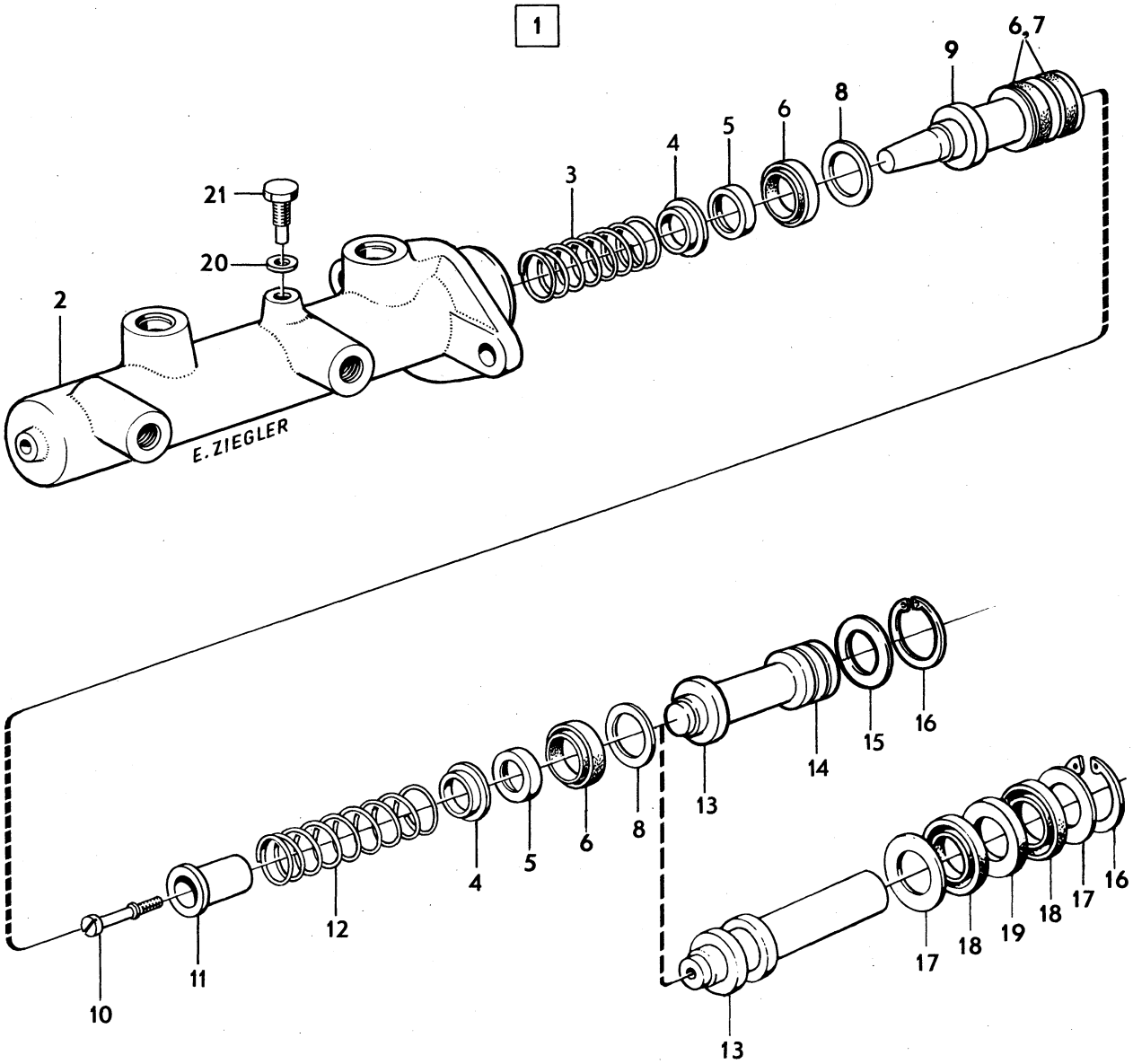

VOLVO PARTS
1 050 11640

Sida Page	Grupp Group	Vakuumbromscylinder	Vacuum brake cylinder	Illustration	0550
28	5			10341 1980–04	

Pos. Fig.	Antal/Quantity 1206 331	1212 405			Artikel nr Part No	Benämning	Description	Sats Kit	B P S R	Anmärkning Notes	
1	1	–	–	–	1206331-9	Vakuumbromscylinder	Vacuum brake cylinder				1010
	–	1	–	–	1212405-3	Vakuumbromscylinder	Vacuum brake cylinder				1020
2	–	1	–	–	273234-5	.Reparationssats	.Repair kit				1030
3	–	1	–	–		..Tätning	..Seal	S			1040
4	–	1	–	–	687494-5	..Packning	..Packing	S			1050
	1	–	–	–	1207351-6	.Packning	.Packing				1060
5	–	1	–	–		..Tätningsring	..Seal ring	S			1070
6	–	1	–	–		..Låsring	..Circlip	S			1080
7	–	1	–	–	678441-7	..Filter	..Filter	S			1090
8	–	1	–	–		..Gummikåpa	..Rubber casing	S			1100
	1	–	–	–	1207352-4	.Gummikåpa	.Rubber casing				1110
9	–	1	–	–	678444-1	.Justerskruv	.Adjuster screw				1120
10	1	–	–	–	1207350-8	.Backventil	.Check valve				1130
	–	1	–	–	687495-2	.Backventil	.Check valve				1140

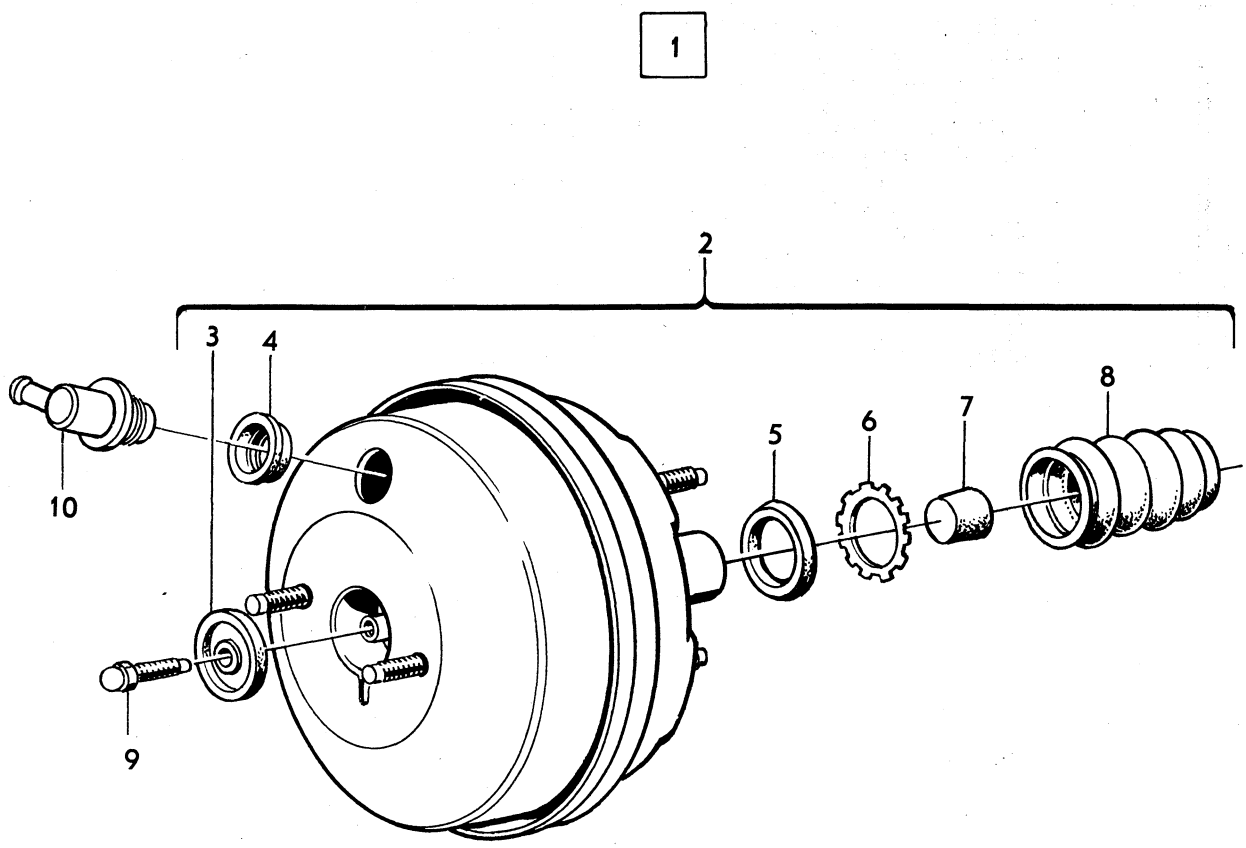

VOLVO PARTS
1 050 10341

Sida Page	Grupp Group	Vakuumbromscylinder	Vacuum brake cylinder	Illustration	0600
30	5			11641 1980–04	

Pos. Fig.	Antal/Quantity				Artikel nr Part No	Benämning	Description	Sats Kit	B P S R	Anmärkning Notes	
1	1	–	–	–	1206727-8	Vakuumbromscylinder	Vacuum brake cylinder				1010
2	1	–	–	–	684819-6	.Vinkelnippel	.Elbow connection				1020
3	1	–	–	–	684820-4	.Packning	.Packing				1030
4	1	–	–	–	681648-2	.Filter	.Filter				1040
5	1	–	–	–	681649-0	.Ljuddämpare	.Silenser				1050
6	1	–	–	–	681650-8	.Hållare	.Retainer				1060
7	1	–	–	–	681651-6	.Gummikåpa	.Rubber casing				1070

1

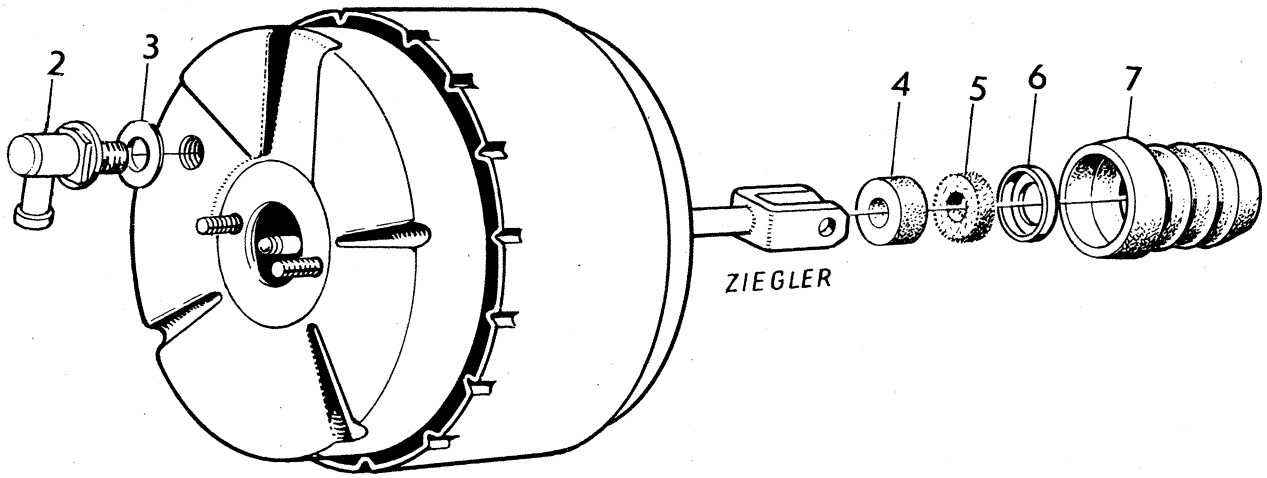

VOLVO PARTS
1 050 11641

Sida Page	Grupp Group	Bromspedal med monteringsdetaljer	Brake pedal with installation components	Illustration 13750 1980–04	0650
32	5				

Pos. Fig.	Antal/Quantity VST	HST			Artikel nr Part No	Benämning	Description	Sats Kit	B P S R	Anmärkning Notes	
1	1	–	–	–	685229-7	Pedalkåpa	Pedal casing				1010
	–	1	–	–	1212186-9	Pedalkåpa	Pedal casing				1020
2	1	–	–	–	675523-5	Bromspedal	Brake pedal			M40, M41.	1030
	–	1	–	–	1212257-8	Bromspedal	Brake pedal			M40, M41.	1040
	1	–	–	–	677983-9	Bromspedal	Brake pedal			BW35.	1050
	–	1	–	–	1212258-6	Bromspedal	Brake pedal			BW35.	1060
3	1	1	–	–	675235-6	Pedalgummi	Rubber pad			M40, M41.	1070
	1	1	–	–	669843-5	Pedalgummi	Rubber pad			BW35.	1080
4	2	2	–	–	675555-7	Bussning	Bushing				1090
5	1	1	–	–	676526-7	Axel	Shaft				1100
6	1	–	–	–	1206517-3	Returfjäder	Return spring				1110
	–	1	–	–	1206518-1	Returfjäder	Return spring				1[illegible]
7	1	1	–	–	940156-3	Skruv	Bolt				1130
8	1	1	–	–	950364-0	Mutter	Nut				1140
9	1	1	–	–	1210339-6	Konsol	Bracket				1150
10	1	1	–	–	942624-8	Skruv	Bolt				1160
11	1	1	–	–	679364-0	Bromskontakt	Brake contact				1170
12	1	1	–	–	940143-1	Låsbricka	Lock washer				11[illegible]
13	1	1	–	–	942914-3	Mutter	Nut				1190
14	1	1	–	–	677011-9	Gaffel	Yoke				1200
15	1	1	–	–	955858-6	Mutter	Nut				1210
16	1	1	–	–	913128-5	Saxpinnebult	Clevis pin				1220
17	1	1	–	–	907824-7	Saxpinne	Split pin				1230
18	1	–	–	–	685217-2	Tryckstång	Push rod			9)	1240
	1	–	–	–	1206742-7	Tryckstång	Push rod			13)	1245
19	–	1	–	–	1212253-7	Gaffel	Yoke				1250
20	1	–	–	–	1206764-1	Tätning	Seal			9)	1260
										(679603)	1261
	1	–	–	–	1206774-0	Tätning	Seal			6)	1265
	–	1	–	–	1212278-4	Tätning	Seal				1270
21	1	–	–	–	685240-4	Konsol	Bracket			9)	1280
	1	–	–	–	1206777-3	Konsol	Bracket			6)	1285
22	8	–	–	–	955524-4	Skruv	Bolt				1290
23	ERF	ERF	–	–	945457-0	Flänsmutter	Flange nut				1300
24	8	–	–	–	955921-2	Fjäderbricka	Spring washer				1310
25	8	–	–	–	955894-1	Bricka	Washer				1320
26	–	1	–	–	1212246-1	Konsol	Bracket				1330
27	–	1	–	–	1206760-9	Konsol	Bracket			15) (1212224)	1340
28	–	1	–	–	1212158-8	Konsol	Bracket				13[illegible]
29	–	4	–	–	955513-7	Skruv	Bolt				1360
30	–	4	–	–	941907-8	Fjädrande bricka	Resilient washer				1370
31	–	1	–	–	1212261-0	Axel	Shaft				1380
32	–	2	–	–	678975-4	Hållare	Retainer				1390
33	–	2	–	–	679670-0	Bussning	Bushing				1400
34	–	4	–	–	955512-9	Skruv	Screw				14[illegible]
35	–	1	–	–	914446-0	Låsring	Circlip				1420
36	–	1	–	–	682277-9	Tryckstång	Push rod		8	14)	1430
	–	1	–	–	683675-3	Tryckstång	Push rod			15)	1435
37	–	2	–	–	943457-2	Skruv	Bolt				1440

6. 142 VST MS CH 358188–377808, 142 B20E, F CH OMKR 377809–394999, 142 CH OMKR 395000–. 144 VST MS CH 381525–403574, 144 B20E, F CH OMKR 403575–429499, 144 CH OMKR 429500–. 145 VST MS CH 179797–194932, 145 B20E, F CH 194933–210567, 145 CH 210568–.
9. 142 CH 358187, 142 B20A, B CH OMKR 358188–394999, 142 B20E, F VS CH 358188–377808. 144 CH–381524, 144 B20A,b CH OMKR 381525–429499, 145 CH–179796. 145 B20A, B CH 179797–210049. 145 B20E,f US CH 179797–194932.
13. 142 B20E, F MS CH 358188–377808, 142 B20E, F CH OMKR 377809–394999, 142 CH OMKR 395000–. 144 B20E, F MS CH 381525–403574, 144 B20E, F CH OMKR 403575–429499, 144 CH OMKR 429500–. 145 B20E, F MS CH 179797–194932, 145 B20E, F 194953–210567, 145 CH 210568–.
14. 142 CH–377808, 142 B20A, B CH OMKR 377809–394999. 144 CH–403574, 144 B20A, B CH OMKR 403575–429499. 145 CH–194932, 145 B20A, B CH 194933–210567.
15. 142 B20E, F CH OMKR 377809–394999, 142 CH OMKR 395000–. 144 B20E, F CH OMKR 403575–429499, 144 CH OMKR 429500–. 145 B20E, F CH 194933–210567, 145 CH 210568–.

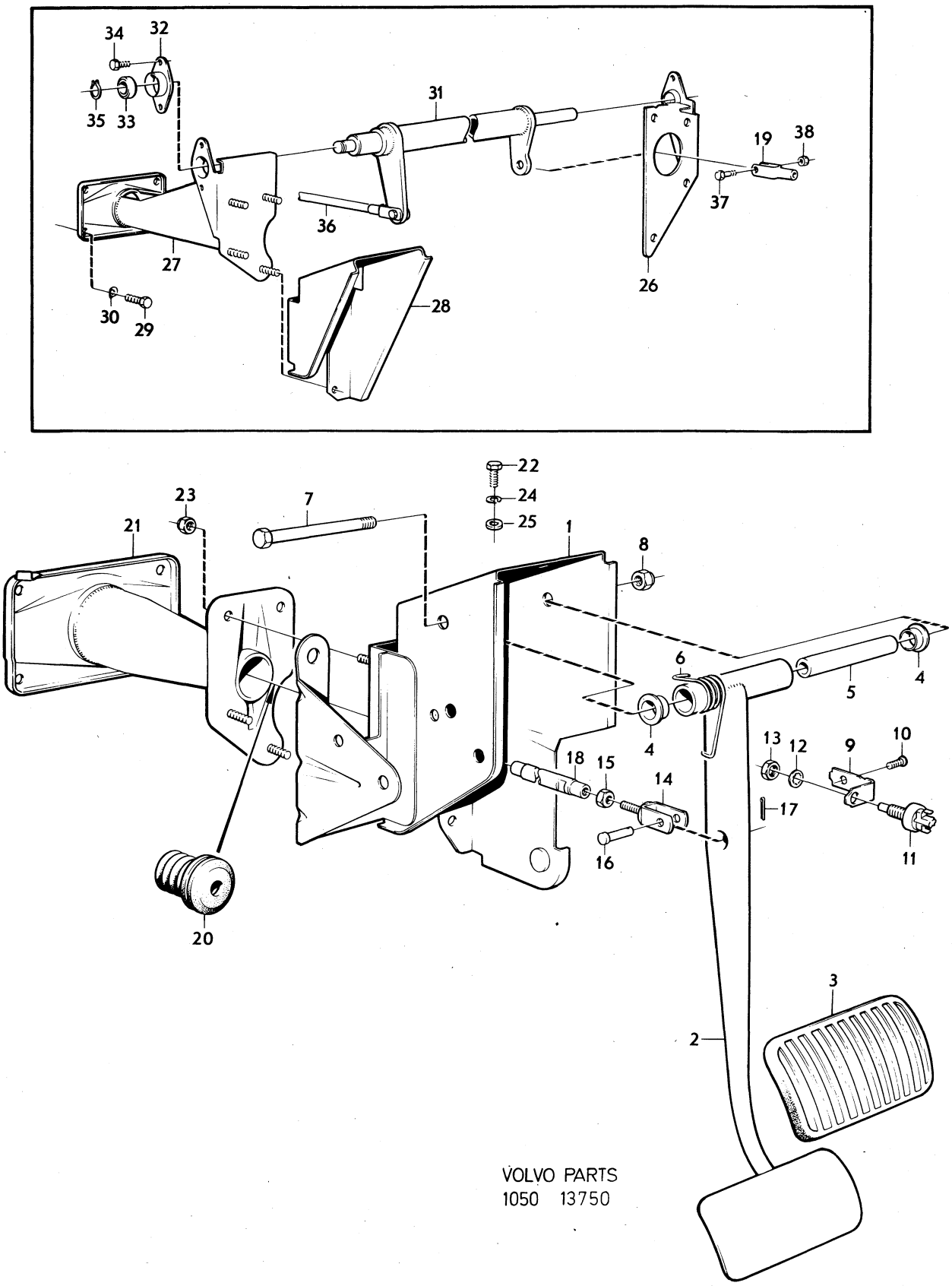

VOLVO PARTS
1050 13750

Sida Page	Grupp Group	Bromspedal med monteringsdetaljer	Brake pedal with installation components	Illustration	0650
34	5			13750 1980–04	

Pos. Fig.	Antal/Quantity VST	HST			Artikel nr Part No	Benämning	Description	Sats Kit	B P S R	Anmärkning Notes	
38	–	2	–	–	950363-2	Mutter	Nut				1450

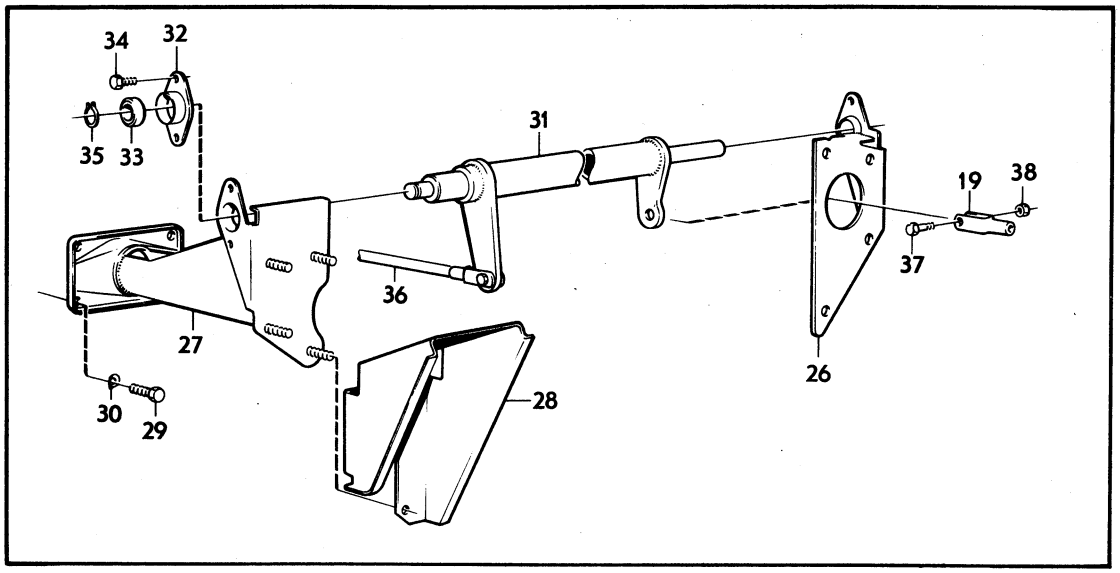

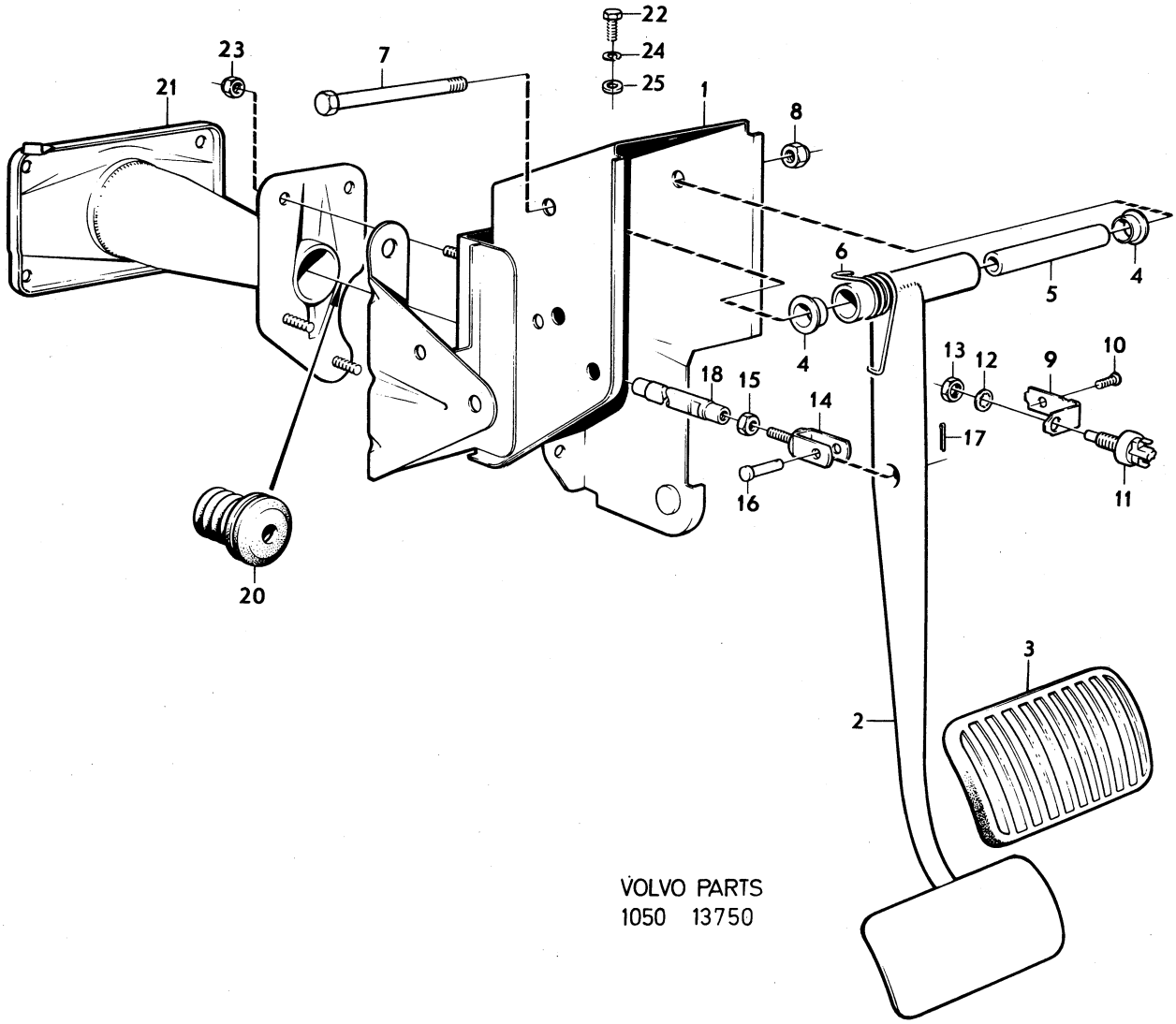

VOLVO PARTS
1050 13750

0001

	Innehållsförteckning / Index / Table des matières	Inhaltsverzeichnis / Indice	Grupp / Group	Sida / Page
1980–04			6	1

0020
0040 FRAMAXEL, HJUL, NAV OCH STYRNING — Sida — Koord.
0060
0080 Framaxel, hjul, nav och styrning 2 2-F09
0100
0120
0140
0160
0180 FRONT AXLE, WHEELS, HUBS AND STEERING — Page — Grid
0200
0220 Front axle, wheels, hubs and steering 2 2-F09
0240
0260
0280
0300
0320 ESSIEU AVANT, ROUES, MOYEUX ET DIRECTION — Page — Grid
0340
0360 Essieu avant, roues, moyeux et direction 2 2-F09
0380
0400
0420
0440
0460 VORDERACHSE, RÄDER, NABE UND LENKUNG — Seite — Grid
0480
0500 Vorderachse, Räder, Nabe und Lenkung 2 2-F09
0520
0540
0560
0580
0600 EJE DELANTERO, RUEDAS, CUBOS Y SISTEMA DE DIRECCION — Página — Grid
0620
0640 Eja delantero, ruedas, cubos y sistema de dirección 2 2-F09

Sida Page	Grupp Group	Framaxel, styrning	Front axle, steering	Illustration	0025
2	6			26752 1980–04	

Pos. Fig.	Antal/Quantity				Artikel nr Part No	Benämning	Description	Sats Kit	B P S R	Anmärkning Notes	
1	–	–	–	–		Framaxel	Front axle			SE SIDA 8, 2-F15	0020
2	–	–	–	–		Styrväxel	Steering box			US	0040
										SE SIDA 4, 2-F11	0060
	–	–	–	–		Styrväxel	Steering box			MS	0080
										SE SIDA 20, 2-G03	0100
3	–	–	–	–		Parallellstag	Tie rod			SE SIDA 4, 2-F11	0120
4	–	–	–	–		Styrstag	Steering rod			SE SIDA 4, 2-F11	0140
5	–	–	–	–		Ratt	Steering wheel			SE SIDA 4, 2-F11	0160
6	–	–	–	–		Rattstång	Steering rod			SE SIDA 4, 2-F11	0180
7	–	–	–	–		Länkarm	Wishbone			SE SIDA 8, 2-F15	0200
8	–	–	–	–		Stötdämpare	Shock absorber			SE SIDA 8, 2-F15	[illegible]
9	–	–	–	–		Spindel	Steering knuckle			SE SIDA 8, 2-F15	0240
10	–	–	–	–		Krängningshämmare	Stabilizer			SE SIDA 4, 2-F11	0260
11	–	–	–	–		Nav	Hub			SE SIDA 4, 2-F11	0280
12	–	–	–	–		Hjul	Wheel			SE SIDA 30, 2-G13	0300

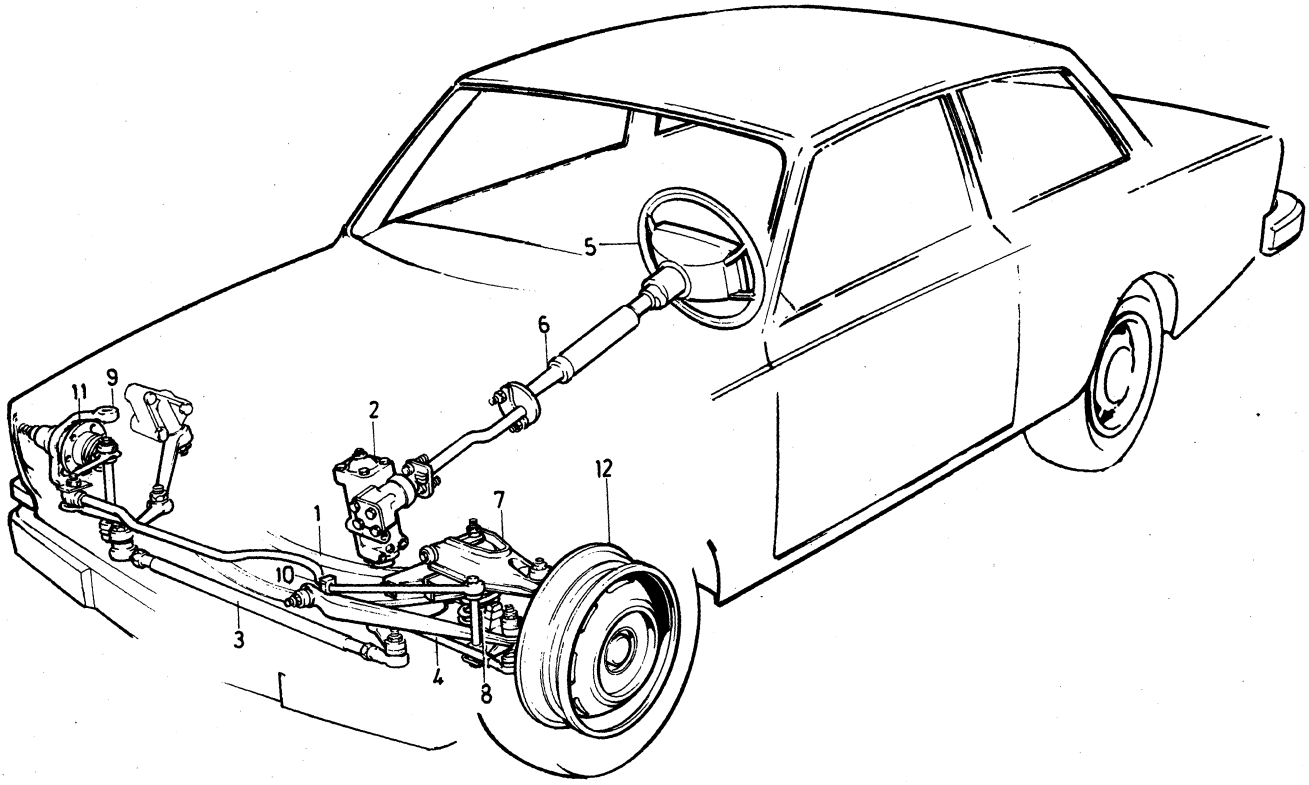

VOLVO PARTS
1 060 26752
(107:1)

Sida Page	Grupp Group	Framaxel,styrning, nav,hjul	Front axle,steering, hubs,wheels	Illustration 26750 1980–04	0050
4	6				

Pos. Fig.	Antal/Quantity VST US	HST US	VST MS		Artikel nr Part No	Benämning	Description	Sats Kit	B P S R	Anmärkning Notes	
1	–	–	–	–		Framaxel	Front axle			SE SIDA 8, 2-F15	0020
2	1	–	–	–	1206230-3	Styrväxel	Steering box				0040
	–	1	–	–	1206047-1	Styrväxel	Steering box				0060
	–	–	–	–		.Det se sida 18, 2-G01	.Comps page 18, 2-G01				0080
	–	–	1	–		Styrväxel med monteringsdetaljer	Steering box with installation components			SE SIDA 20, 2-G03	0100 0120
3	3	3	–	–	942338-5	Skruv	Screw				0140
4	1	1	–	–	955544-2	Skruv	Screw				0160
5	4	4	–	–	192495-0	Bricka	Washer				0180
6	4	4	–	–	940097-9	Bricka	Washer				0200
7	4	4	–	–	950354-1	Mutter	Nut				20
8	1	–	1	–	1212409-5	Pitmanarm	Drop arm				0240
	–	1	–	–	1212410-3	Pitmanarm	Drop arm				0260
9	1	1	1	–	950390-5	Mutter	Nut				0280
10	1	–	1	–	1212483-0	Mellanarm	Steering idler arm				0300
	–	1	–	–	1212484-8	Mellanarm	Steering idler arm				0320
11	1	1	1	–	671444-8	.Bussning	.Bushing				10
12	1	1	1	–	960145-1	.Bricka	.Washer				0360
13	1	1	1	–	950356-6	.Mutter	.Nut				0380
14	1	1	1	–	955544-2	Skruv	Screw				0400
15	2	2	2	–	942338-5	Skruv	Screw				0420
16	3	3	3	–	192495-0	Bricka	Washer				0440
17	3	3	3	–	940097-9	Bricka	Washer				0460
18	3	3	3	–	950354-1	Mutter	Nut				0480
19	1	1	1	–		Parallellstag	Tie rod			SE SIDA 16, 2-F23	0500
20	2	2	2	–	950375-6	Mutter	Nut				0520
21	1	1	1	–		Styrstag, V	Steering rod, L			SE SIDA 16, 2-F23	0540
22	1	1	1	–		Styrstag, H	Steering rod, R			SE SIDA 16, 2-F23	0560
23	4	4	4	–	950375-6	Mutter	Nut				0580
24	4	4	4	–	907824-7	Saxpinne	Split pin				0600
25	2	2	2	–	677436-8	Nav	Hub				0620
26	2	2	2	–	181587-7	.Rullager,ytterring	.Roller bearing,cup	S			0640
27	2	2	2	–	181584-4	.Rullager,ytterring	.Roller bearing,cup	S			0660
28	10	10	10	–	676364-3	.Hjulbult,främre	.Wheel stud,front				0680
	–	–	–	–		Hjulbult,bakre	Wheel stud,rear			SE GRUPP 4	0700
29	2	2	2	–	181588-5	Rullager,innerring	Roller bearing,cone	S			0720
30	2	2	2	–	181585-1	Rullager,innerring	Roller bearing,cone	S			0740
31	2	2	2	–	944185-8	Tätningsring	Seal ring	S			30
32	2	2	2	–	684731-3	Tätningsbricka	Seal washer	S			0780
33	2	2	2	–	941524-1	Bricka	Washer				0800
34	2	2	2	–	153042-7	Mutter	Nut				0820
35	2	2	2	–	907849-4	Saxpinne	Split pin	S			0840
36	2	2	2	–	675454-3	Fettkapsel	Grease cup				0860
37	–	–	–	–		Hjul	Wheel			SE SIDA 30, 2-G13	30
38	–	–	–	–		Hjulkapsel	Wheel cap			SE SIDA 30, 2-G13	0900
39	–	–	–	–		Hjulring	Wheel ring			SE SIDA 30, 2-G13	0920
40	1	1	–	–	675761-1	Medbringare	Companion			9)	0940
	1	1	–	–	1206757-5	Medbringare	Companion		3	10)	0960
41	1	1	–	–	677035-8	Rattstång, nedre	Steering rod, lower				0980
42	1	1	–	–	1212222-2	Rattstång, övre, kmpl	Steering rod, upper, cpl			142 CH –393949 144 CH –427999 145 CH –210049	1000 1020 1040

9. 142 CH –418399 EXCL 412791 –413000, 413997–414353, 415351–416145, 417323–417752. 144 CH –459334 EXCL 452358–452709, 453993–454692, 455960–456858, 458126–459076. 145 CH –229523 EXCL 225290–225439, 226324–226547, 227493–227879, 228825–229068.

10. 142 CH 418400– INCL 412791–413000, 413997–414353, 415351–416145, 417323–417752. 144 CH 459335– INCL 452358–452709, 453993–454692, 455960–456858, 458126–459076. 145 CH 229524– INCL 225290–225439, 226324–226547, 227493–227879, 228825–229068.

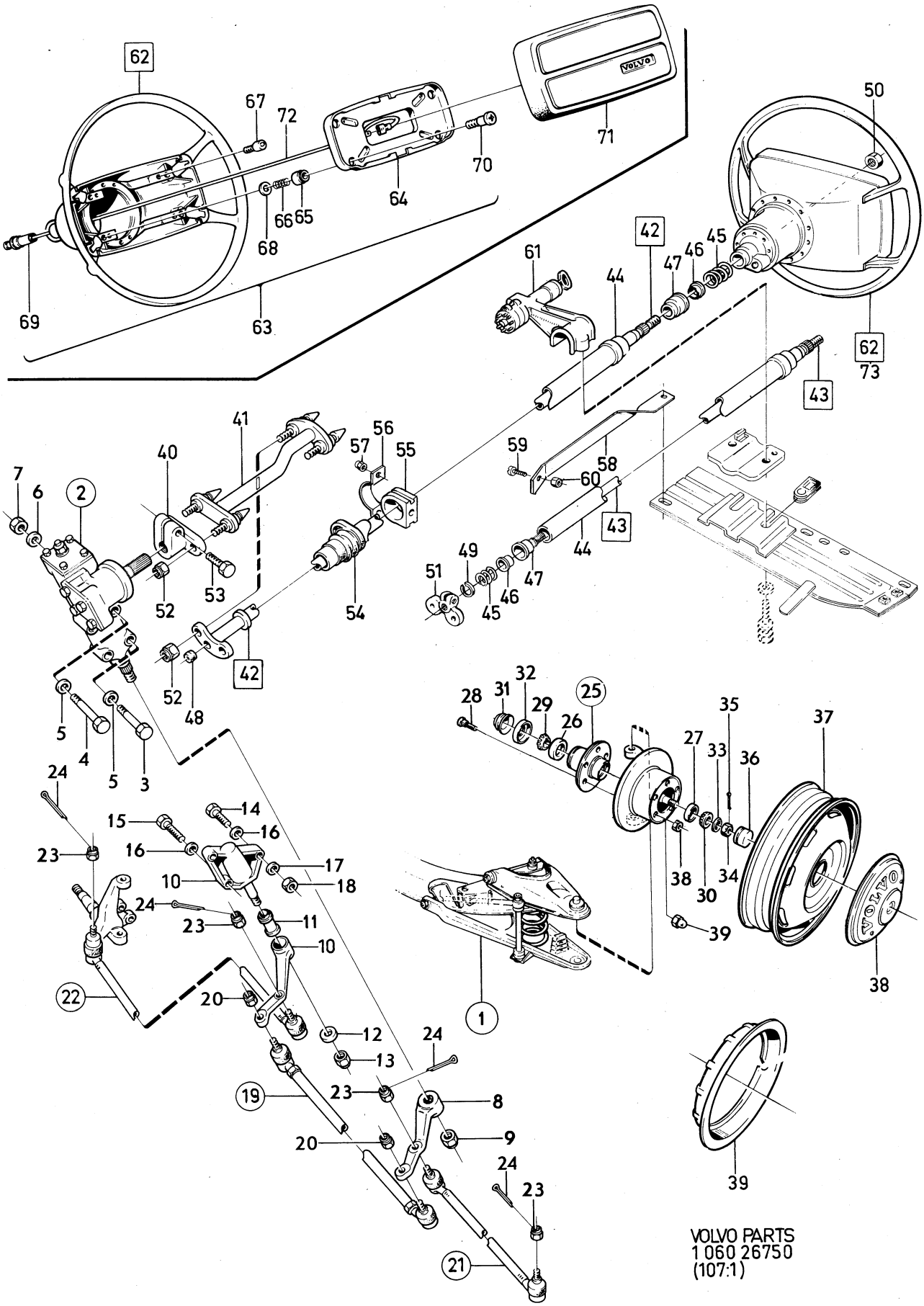
62
67
72
71
70
64
66
65
68
69
63
50
42
45
46
47
61
44
62
73
43
41
56
57
55
40
59
58
60
7
6
2
43
44
49
47
51
46
45
52
53
54
42
52
48
5
4
5
3
32
28
31
29
25
26
35
37
27
33
36
24
14
15
16
23
16
17
10
18
38
30
34
24
23
11
10
39
38
22
20
1
12
24
13
19
23
8
20
9
24
23
39
21
VOLVO PARTS
1 060 26750
(107:1)

Sida Page	Grupp Group	Framaxel,styrning, nav,hjul	Front axle,steering, hubs,wheels	Illustration 26750 1980–04	0050
6	6				

Pos. Fig.	Antal/Quantity VST US	HST US	VST MS		Artikel nr Part No	Benämning	Description	Sats Kit	B P S R	Anmärkning Notes	
43	1	1	–	–	1221607-3	Rattstång,	Steering rod,			142 CH 393950–	1060
						övre, kmpl	upper, cpl			144 CH 428000–	1080
										145 CH 210050–	1100
44	1	1	–	–		.Rattrör	.Column tube		8		1120
45	2	2	–	–	85612-0	.Fjäder	.Spring				1140
46	2	2	–	–	85613-8	.Säte	.Seat				1160
47	2	2	–	–	85611-2	.Kullager	.Ball bearing				1180
48	1	1	–	–	677232-1	.Tätningsplugg	.Seal plug			142 CH –393949	1200
										144 CH –427999	1220
										145 CH –210049	1240
49	1	1	–	–	914456-9	.Spårring	.Clamp ring			142 CH 393950–	[illegible]60
										144 CH 428000–	[illegible]280
										145 CH 210050–	1300
50	1	1	–	–	942270-0	.Mutter	.Nut				1320
	–	–	1	–		Rattstång	Steering rod			SE SIDA 20, 2-G03	1340
51	1	1	–	–	1206341-8	Medbringare	Companion			142 CH 393950–	1360
										144 CH 428000–	[illegible]90
										145 CH 210050–	[illegible]00
52	4	4	–	–	950353-3	Mutter	Nut				1420
53	1	1	–	–	946174-0	Skruv	Screw			ALT 1. L22	1440
	1	1	–	–	946629-3	Skruv	Screw			ALT 2. L25	1460
54	1	1	–	–	1212218-0	Tätning	Seal				1480
55	1	1	–	–	676317-1	Gummibussning	Rubber bushing				1500
56	1	1	–	–	1206606-4	Klammer	Clamp				1520
57	2	2	–	–	950353-3	Mutter	Nut				1540
58	–	–	–	–		Dragband	Stay		8		1560
59	1	–	1	–	950046-3	Skruv	Bolt			1/4–16 UNC	1580
	1	–	1	–	940114-2	Skruv	Bolt			3/8–22 UNC BW35	1600
60	1	–	1	–	955825-5	Mutter	Nut			1/4UNC	1620
	1	–	1	–	950364-0	Mutter	Nut			3/8 UNC BW35	1640
61	1	1	1	–		Rattlås	Steering column lock			SE GRUPP 3	1660
x 62	1	1	1	–	1221400-3	Ratt	Steering wheel		4	(1210299)	1680
63	1	1	1	–		.Signalring	.Horn ring		8		1700
64	1	1	1	–	1212263-6	..Kontaktram	..Contact frame				1720
65	4	4	4	–	1212266-9	..Isolerhylsa	..Insulating sleeve				1740
66	4	4	4	–	1212267-7	..Fjäder	..Spring				1760
67	4	4	4	–	1212399-8	..Kontaktstift	..Contact pin				1780
68	4	4	4	–	1212398-0	..Bricka	..Washer				[illegible]00
69	1	1	1	–	1210370-1	..Kontaktkol	..Carbon brush				[illegible]20
70	4	4	4	–	1212265-1	..Ansatsskruv	..Stop screw				1840
71	1	1	1	–	1210394-1	Stötskydd	Shock guard				1860
72	ERF	ERF	ERF	–		Signalledning	Horn cable			SE GRUPP 3	1880
73	1	1	1	–	282882-0	Ratt	Steering wheel		8	GT	1900
	2	2	2	–	273161-0	Framhjulslager–	Front wheel				[illegible]20
						sats	bearing kit				[illegible]40

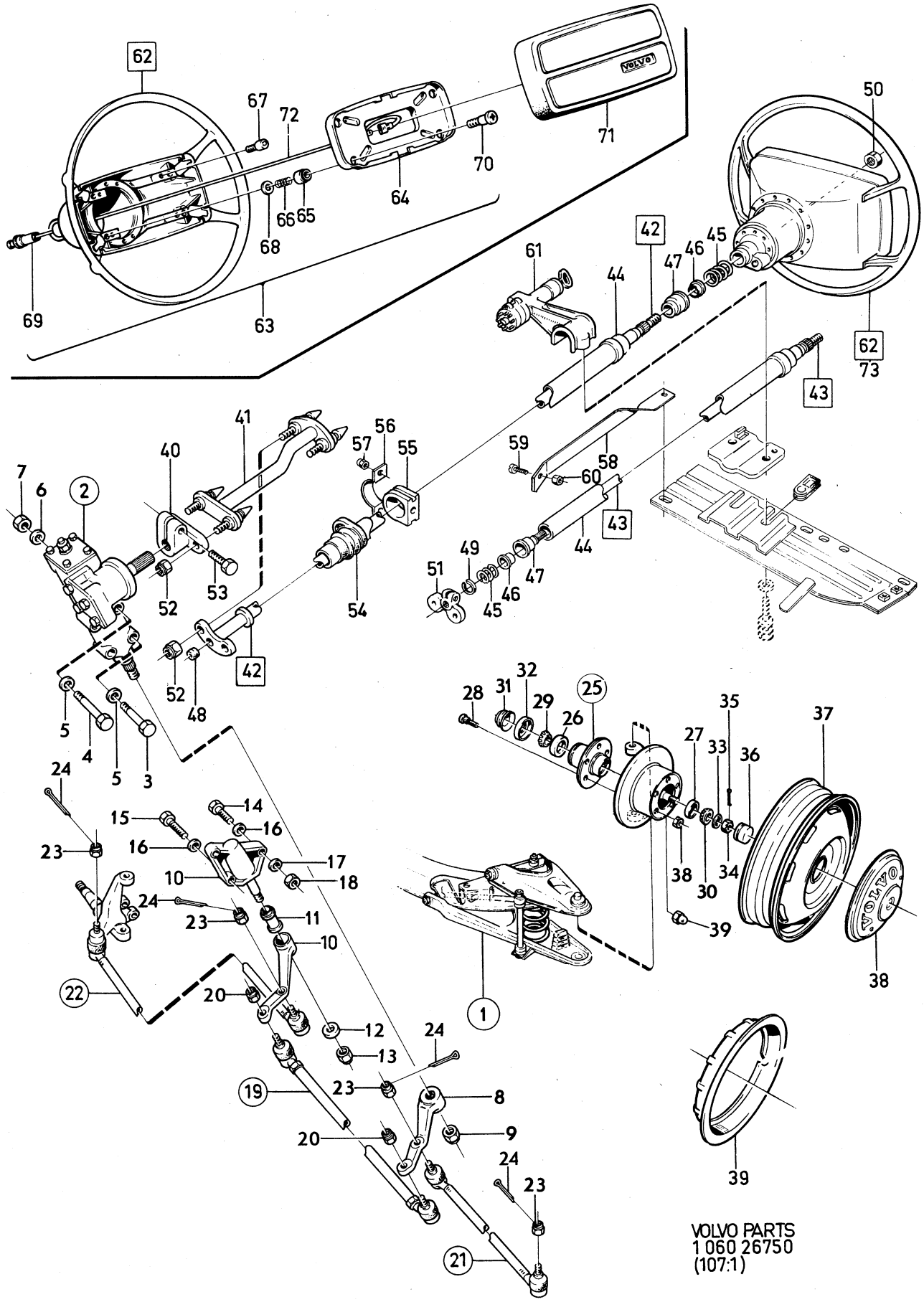

VOLVO PARTS
1 060 26750
(107:1)

Sida Page	Grupp Group	Framaxel	Front axle	Illustration	0075
8	6			13272 1980–04	

	Pos. Fig.	Antal/Quantity				Artikel nr Part No	Benämning	Description	Sats Kit	B P S R	Anmärkning Notes	
	1	1	–	–	–	679185-9	Framaxel	Front suspension cross member				0020 0040
	1a	2	–	–	–	1221763-4	Justermellanlägg	Shim			142 CH 399627– 144 CH 435137– 145 CH 214418–	0060 0080 0100
	2	4	–	–	–	955898-2	Bricka	Washer				0120
	3	4	–	–	–	943505-8	Skruv	Screw			1/2–13	0140
	4	2	–	–	–	943666-8	Skruv	Bolt			3/8–16	0160
	5	2	–	–	–	955827-1	Mutter	Nut			3/8–16	0180
	6	2	–	–	–	83107-3	Gummibuffert	Rubber cushion				0200
	7	1	–	–	–	684765-1	Länkarm, V	Wishbone, L			3)	[illegible]
		1	–	–	–	684766-9	Länkarm, H	Wishbone, R			3)	[illegible]
		1	–	–	–	684767-7	Länkarm, V	Wishbone, L			4)	0260
		1	–	–	–	684768-5	Länkarm, H	Wishbone, R			4)	0280
		–	–	–	–		.Det se sida 12, 2-F19	.Comps page 12, 2-F19				0300
	8	2	–	–	–	950377-2	Mutter	Nut				0320
	9	2	–	–	–	943659-3	Skruv	Bolt			L 342	[illegible]
	9a	2	–	–	–	683266-1	Distansring	Spacer ring				[illegible]
	10	2	–	–	–	683264-6	Bricka	Washer				0380
	11	2	–	–	–	683760-3	Gummiring	Rubber ring			3)	0400
		2	–	–	–	683263-8	Gummiring	Rubber ring			4)	0420
	12	2	–	–	–	683265-3	Bricka	Washer				0440
	13	2	–	–	–	950377-2	Mutter	Nut				0460
x	14	2	–	–	–	273354-1	Stötdämpare med monteringsdetaljer	Shock absorber with installation comp.		1	5)	0480 0500
x		2	–	–	–	273348-3	Stötdämpare med monteringsdetaljer	Shock absorber with installation comp.		1	142, 144 SPEC UTF S–1716, 1718–1720, 1779, 1781, 1782 FÖRSTÄRKT/REINFORCED	0520 0540 0560 0580
		2	–	–	–	1212165-3	Stötdämpare	Shock absorber			6)	0600
		2	–	–	–	282697-2	Stötdämpare	Shock absorber			GT MÄRKT 1210303	0620
		–	–	–	–	273153-7	Monteringssats	Installation kit				0860
	15	4	–	–	–	675274-5	.Bricka	.Washer	S			0880
	16	4	–	–	–	675247-1	.Gummibussning	.Rubber bushing	S			0900
	17	2	–	–	–	677057-2	.Distansrör	.Spacer tube	S			0920
	18	2	–	–	–	955848-7	.Mutter	.Nut	S			0940
	19	4	–	–	–	942402-9	.Skruv	.Screw	S			0960
	19a	4	–	–	–	1221794-9	Stödbricka	Support washer				[illegible]
	20	2	–	–	–	687450-7	Fjäder	Spring				[illegible]
	21	2	–	–	–	675079-8	Gummimellanlägg	Rubber spacer			142 CH –393949 144 CH –427999	1020 1040
		1	–	–	–	675079-8	Gummimellanlägg, H	Rubber spacer, R			142 CH 393950– 144 CH 428000– 145	1060 1080 [illegible]
		1	–	–	–	687461-4	Gummimellanlägg, V	Rubber spacer, L			142 CH 393950– 144 CH 428000– 145	[illegible] 1140 1160
	22	1	–	–	–	1206723-7	Distanselement, V	Spacer member, L			142 CH 393950– 144 CH 428000– 145	1200 1220 1240
	23	2	–	–	–	688021-5	Länkarm	Wishbone				1260
		–	–	–	–		.Det se sida 14, 2-F21	.Comps page 14, 2-F21				1280
	24	2	–	–	–	950376-4	Mutter	Nut				1300

3. För vagnar med diagonaldäck. For cars with diagonal tyres. Pour vehicules à sculptures diagonales. Für Wagen mit Diagonalreifen. Para vehiculos con neumáticos diagonales.
4. För vagnar med radialdäck. For cars with radial tyres. Pour vehicules à pneus à sculptures radiales. Für Wagen mit Gürtelreifen. Para vehiculos con neumáticos radiales
5. 142. 142 USA CH –374513, 142 VENV – USA CH –368969, 144. 144 USA CH –403297, 144 VENV – USA CH –397631, 145. 145 USA CH –194406, 145 VENV – USA CH –190744.
6. 142 USA CH 374514–, 142 VENV – USA CH 368970–, 144 USA CH 403298–, 144 VENV – USA CH 397632–, 145 USA CH 194407– , 145 VENV – USA CH 190745–.

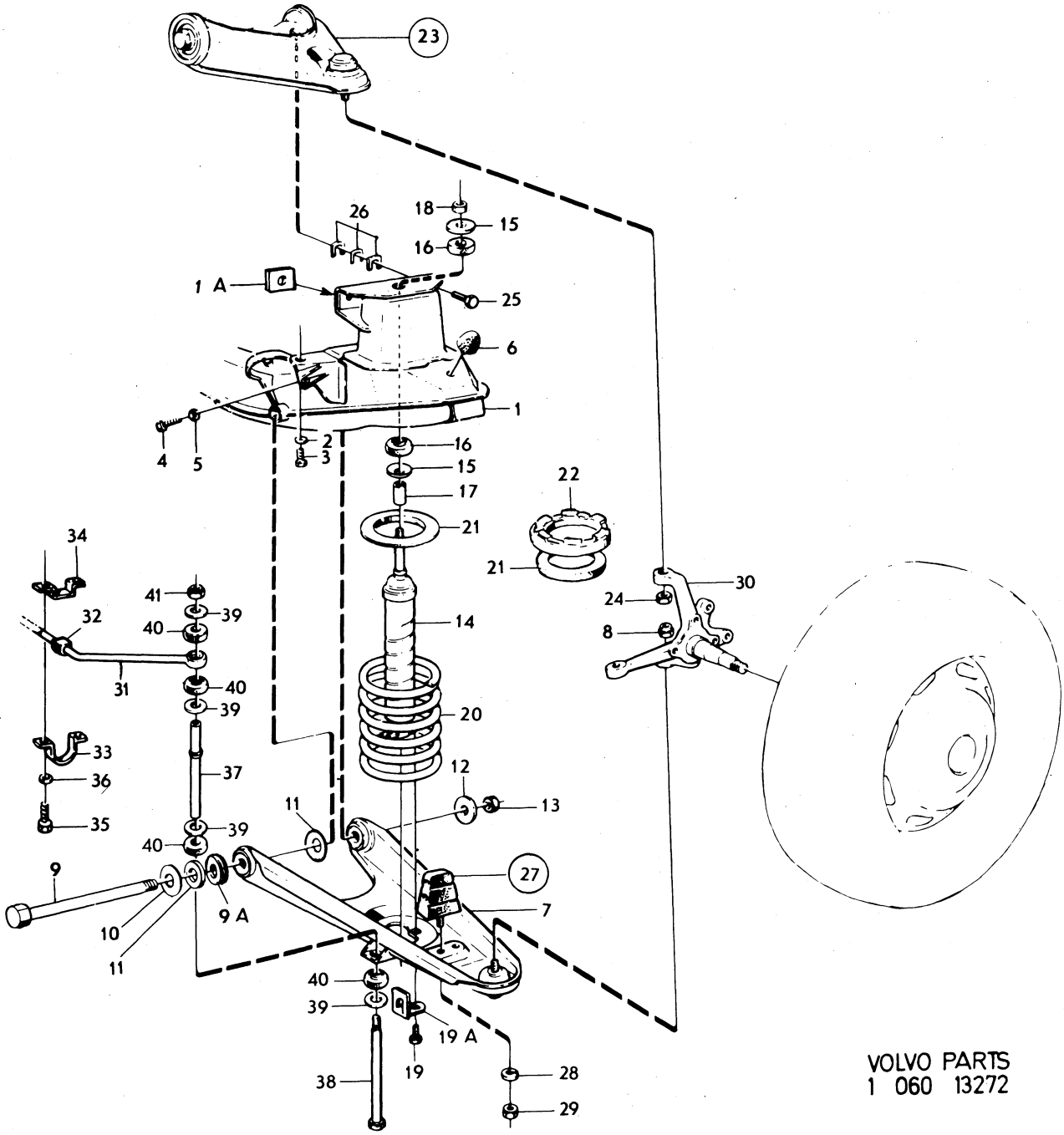

VOLVO PARTS
1 060 13272

Sida Page	Grupp Group	Framaxel	Front axle	Illustration	0075
10	6			13272 1980–04	

Pos. Fig.	Antal/Quantity				Artikel nr Part No	Benämning	Description	Sats Kit	B P S R	Anmärkning Notes	
25	4	–	–	–	947618-5	Skruv	Screw		2		1320
26	–	–	–	–		Justermellanlägg	Shim				1340
	ERF	–	–	–	654107-2	.Tj 0,15	.Th 0.15				1360
	ERF	–	–	–	654106-4	.Tj 0,50	.Th 0.50				1380
	ERF	–	–	–	654105-6	.Tj 1,00	.Th 1.00				1400
	ERF	–	–	–	658769-5	.Tj 3,00	.Th 3.00				1420
	ERF	–	–	–	658770-3	.Tj 6,00	.Th 6.00				1440
27	2	–	–	–	675253-9	Gummibuffert	Rubber cushion				1460
28	2	–	–	–	941907-8	Låsbricka	Lock washer				1480
29	2	–	–	–	955826-3	Mutter	Nut				1500
30	1	–	–	–	682368-6	Spindel, V	Steering knuckle, L				1520
	1	–	–	–	682369-4	Spindel, H	Steering knuckle, R				40
31	1	–	–	–	688225-2	Krängningshämmare	Stabilizer			142, 144	1560
	–	–	–	–	1210292-7	Krängningshämmare	Stabilizer			145	1580
32	2	–	–	–	663131-1	Gummibussning	Rubber bushing			142,144	1600
	2	–	–	–	1210302-4	Gummibussning	Rubber bushing			145	1620
33	2	–	–	–	1206010-9	Klammer	Clamp				1640
34	2	–	–	–	1206009-1	Bygel	Spacer				0
35	4	–	–	–	944429-0	Skruv	Screw				1680
36	4	–	–	–	942336-9	Fjädrande bricka	Resilient washer			TID UTF	1700
37	2	–	–	–	677561-3	Distansrör	Spacer tube				1720
38	2	–	–	–	106841-0	Skruv	Screw				1740
39	8	–	–	–	83126-3	Bricka	Washer				1760
40	8	–	–	–	83125-5	Gummibussning	Rubber bushing				1780
41	2	–	–	–	955826-3	Mutter	Nut				1800

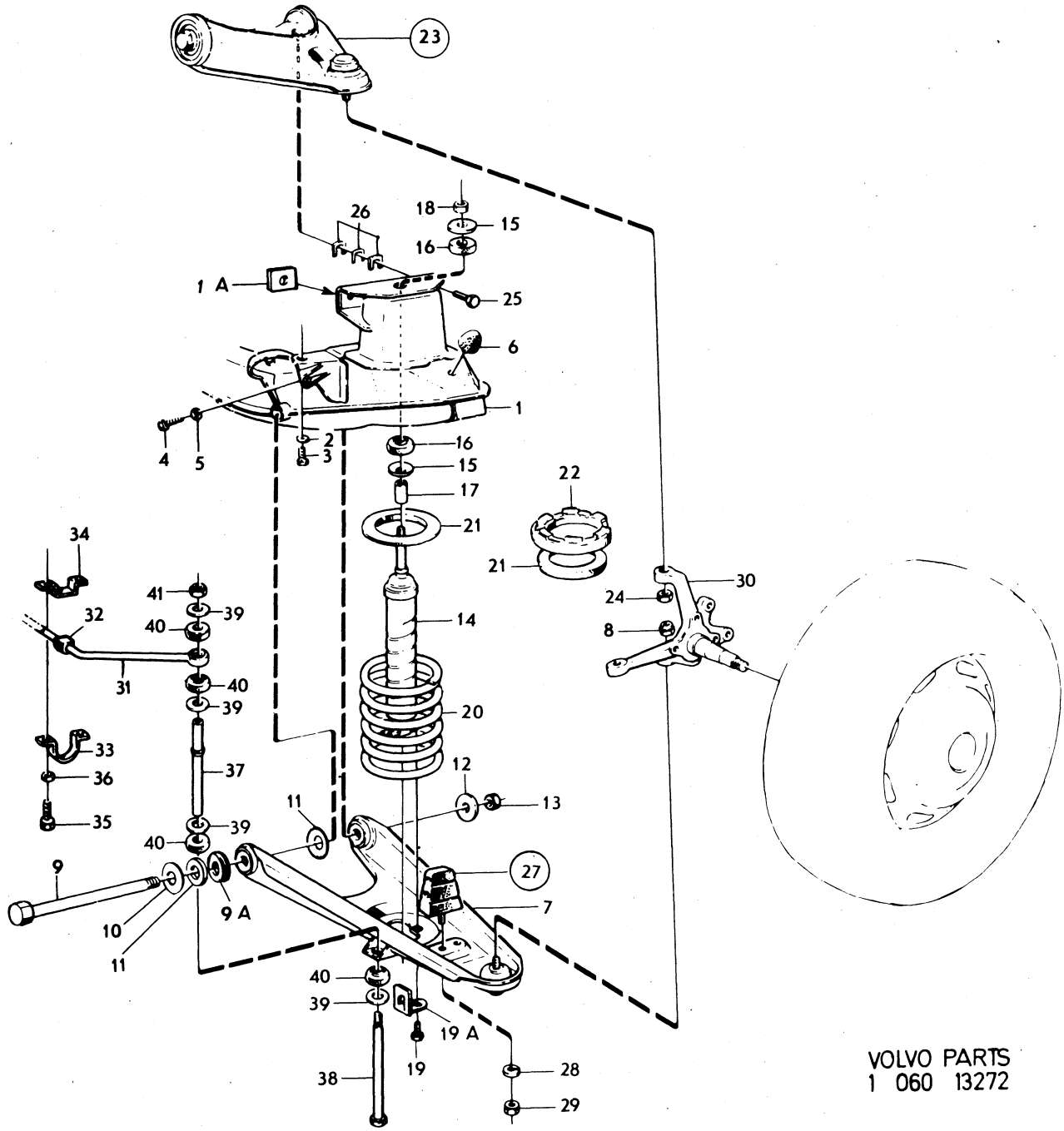

VOLVO PARTS
1 060 13272

Sida Page	Grupp Group	Länkarm	Wishbone	Illustration	0100
12	6			10366 1980–04	

Pos. Fig.	Antal/Quantity 684 765	684 766	684 767	684 768	Artikel nr Part No	Benämning	Description	Sats Kit	B P S R	Anmärkning Notes	
1	1	–	–	–	684765-1	Länkarm	Wishbone				1010
	–	1	–	–	684766-9	Länkarm	Wishbone				1020
	–	–	1	–	684767-7	Länkarm	Wishbone				1030
	–	–	–	1	684768-5	Länkarm	Wishbone				1040
2	2	2	–	–	683756-1	.Gummibussning	.Rubber bushing				1050
	–	–	2	2	683267-9	.Gummibussning	.Rubber bushing				1060
3	1	1	1	1	683303-2	.Kulled	.Ball socket	S		ALT 1.	1070
4	1	1	1	1	684905-3	..Hylsa	..Sleeve	S			1080
5	1	1	1	1		..Gummikåpa	..Rubber boot	S			1090
6	1	1	1	1	684906-1	..Spännring	..Tensioner ring	S			1100
7	1	1	1	1	684903-8	..Spännring	..Tensioner ring	S			10
8	1	1	1	–	675085-5	.Kulled	.Ballsocket			ALT 2	1120
										ERS AV 1 ST 683303–2	1121
9	1	1	1	1		..Gummikåpa	..Rubber boot		8		1130
10	1	1	1	1	679208-9	..Låsring	..Circlip				1140
	2	2	2	2	273209-7	Kulledssats	Ball joint kit		6	ERS AV 1ST 683303–2,	1150
										1 ST 686398–9,	1
										1 ST 950376–4,	1152
										1 ST 950377–2	1153

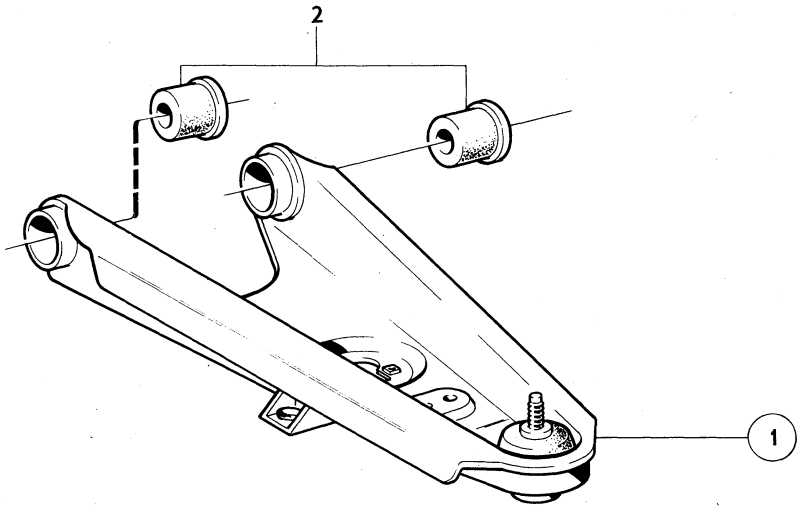

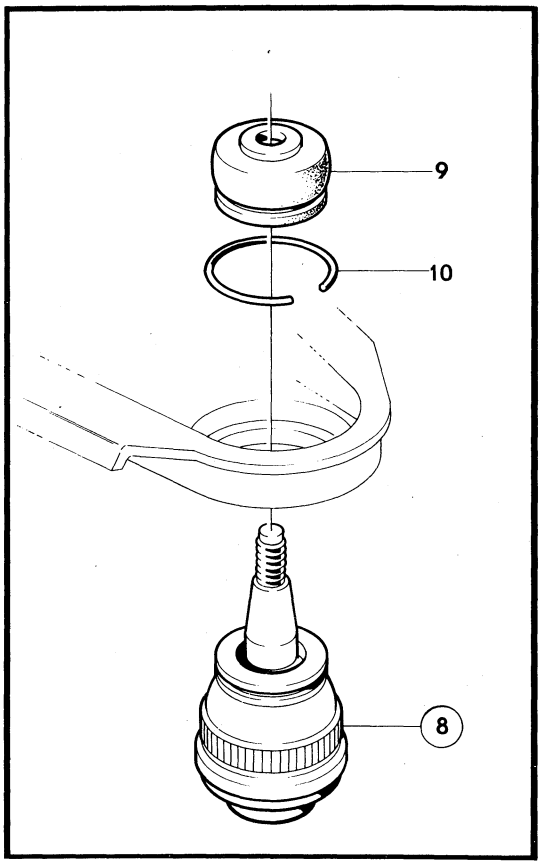

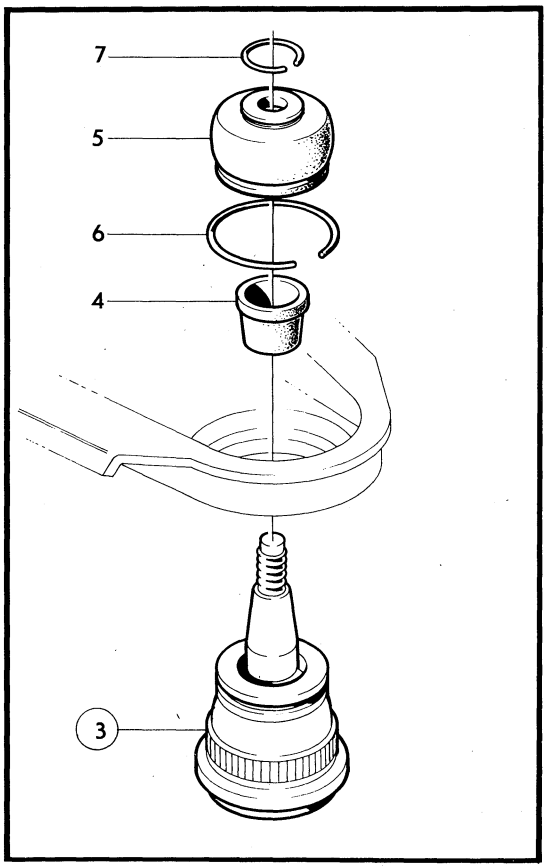

VOLVO PARTS
1 060 10366

Sida Page	Grupp Group	Länkarm	Wishbone	Illustration	0150
14	6			8139 1980–04	

Pos. Fig.	Antal/Quantity 688 021				Artikel nr Part No	Benämning	Description	Sats Kit	BPSR	Anmärkning Notes	
1	1	–	–	–	688021-5	Länkarm	Wishbone				1010
2	1	–	–	–	675098-8	.Axel	.Shaft				1020
3	2	–	–	–	675432-9	.Gummibussning	.Rubber bushing				1030
4	2	–	–	–	676053-2	.Bricka	.Washer				1040
5	2	–	–	–	950366-5	.Mutter	.Nut				1050
6	1	–	–	–	686398-9	.Kulled	.Ball socket	S		ALT 1.	1060
7	1	–	–	–	680829-9	..Hylsa	..Sleeve	S			1070
8	1	–	–	–		..Gummikåpa	..Rubber boot	S			1080
9	1	–	–	–	682786-9	..Spännring	..Tensionerring	S	8		1090
10	1	–	–	–	682680-4	..Spännring	..Tensioner ring	S			1100
11	1	–	–	–	686500-0	.Kulled	.Ball socket			ALT 2 ERS AV 1 ST 686398–9	1[illegible] 1[illegible]
12	1	–	–	–		..Gummikåpa	..Rubber boot		8		1120
13	1	–	–	–	679207-1	..Låsring	..O–ring	S	8		1130
	2	–	–	–	273209-7	Kulledssats	Ball joint kit		6	ERS AV 1 ST 683303–2, 1 ST 686398–9, 1 ST 950376–4, 1 ST 950377–2	1140 1141 1142 1[illegible]

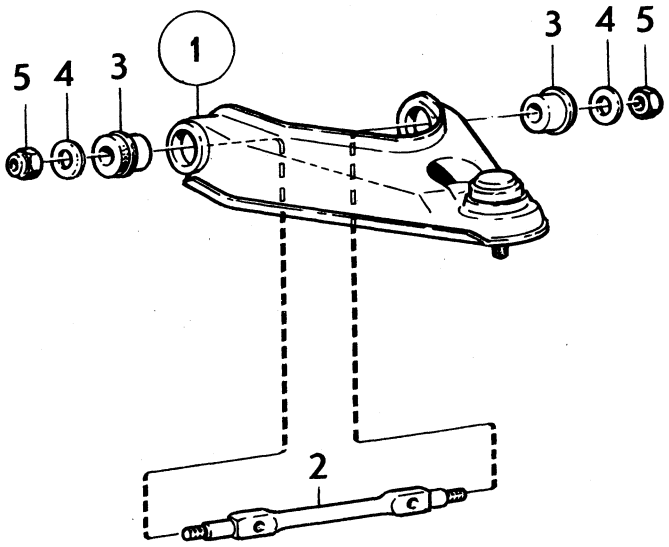

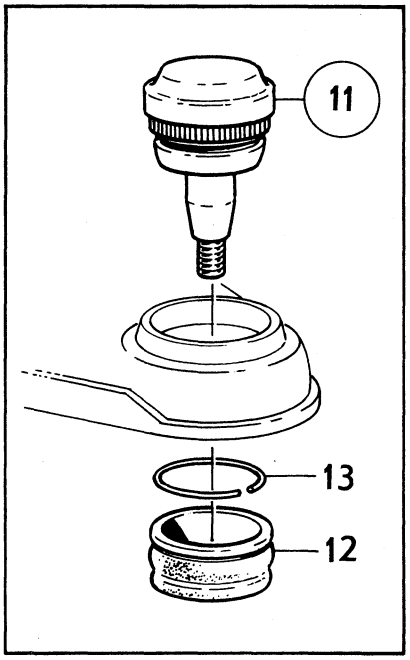

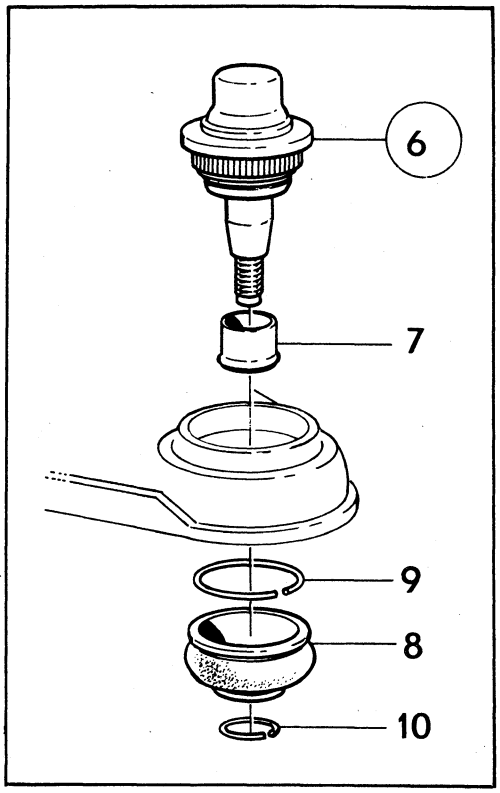

VOLVO
KA 8139

Sida Page	Grupp Group	Parallellstag,styrstag	Tie rod,steering rod	Illustration	0200
16	6			6617 1980–04	

	Pos. Fig.	Antal/Quantity 1212 417	1212 481	1206 231 –232	1206 233 –234	Artikel nr Part No	Benämning	Description	Sats Kit	B P S R	Anmärkning Notes	
	1	1	–	–	–	1212417-8	Parallellstag	Tie rod			ALT 1.	1010
	2	1	–	–	–	1212418-6	.Rör	.Tube				1020
	3	1	–	–	–	679290-7	.Kulled,v–gängad	.End,lh–thread				1030
		1	–	–	–	679291-5	.Kulled,h–gängad	.End,rh–thread				1040
	4	2	–	–	–		..Gummikåpa	..Rubber casing		8		1050
	5	2	–	–	–	670420-9	..Låsring	..Circlip				1060
	6	2	–	–	–	672785-3	..Spännring	..Tensioner ring				1070
	7	1	–	–	–	661288-1	.Mutter,v–gängad	.Nut,lh–thread			M14–1,5	1080
		1	–	–	–	661289-9	.Mutter,h–gängad	.Nut,rh–thread			M14–1,5	1090
	8	–	1	–	–	1212481-4	Parallellstag	Tie rod			ALT 2. ERS AV 1212417–8	1100 1101
	9	–	1	–	–	1212482-2	.Stång	.Rod				1110
x	10	–	1	–	–	1206581-9	.Kulled, v–gängad	.End, lh–thread			(684854)	1120
x		–	1	–	–	1206582-7	.Kulled, h–gängad	.End, rh–thread			(684855)	1130
	11	–	2	–	–		..Gummikåpa	..Rubber casing		8		1140
	12	–	2	–	–	680071-8	..Fjäderring	..Clamping ring				1150
	13	–	1	–	–	688748-3	.Mutter,v–gängad	.Nut,lh–thread			9/16–18 UNF	1160
		–	1	–	–	955859-4	.Mutter,h–gängad	.Nut,rh–thread			9/16–18 UNF	1170
	14	–	–	1	–	1206231-1	Styrstag, V	Steering rod, L			ALT 1.	1180
		–	–	1	–	1206232-9	Styrstag, H	Steering rod, R			ALT 1.	1190
	15	–	–	2	–		.Gummikåpa	.Rubber casing		8		1200
	16	–	–	2	–	670420-9	.Låsring	.Circlip				1210
	17	–	–	2	–	672785-3	.Spännring	.Tensioner ring				1220
	18	–	–	–	1	1206233-7	Styrstag, V	Steering rod, L			ALT 2. ERS AV 1206231–1	1230
		–	–	–	1	1206234-5	Styrstag, H	Steering rod, R			ALT 2. ERS AV 1206232–9	1240
	19	–	–	–	2		.Gummikåpa	.Rubber casing		8		1250
	20	–	–	–	2	680071-8	.Fjäderring	.Clamping ring				1260

ALT 1

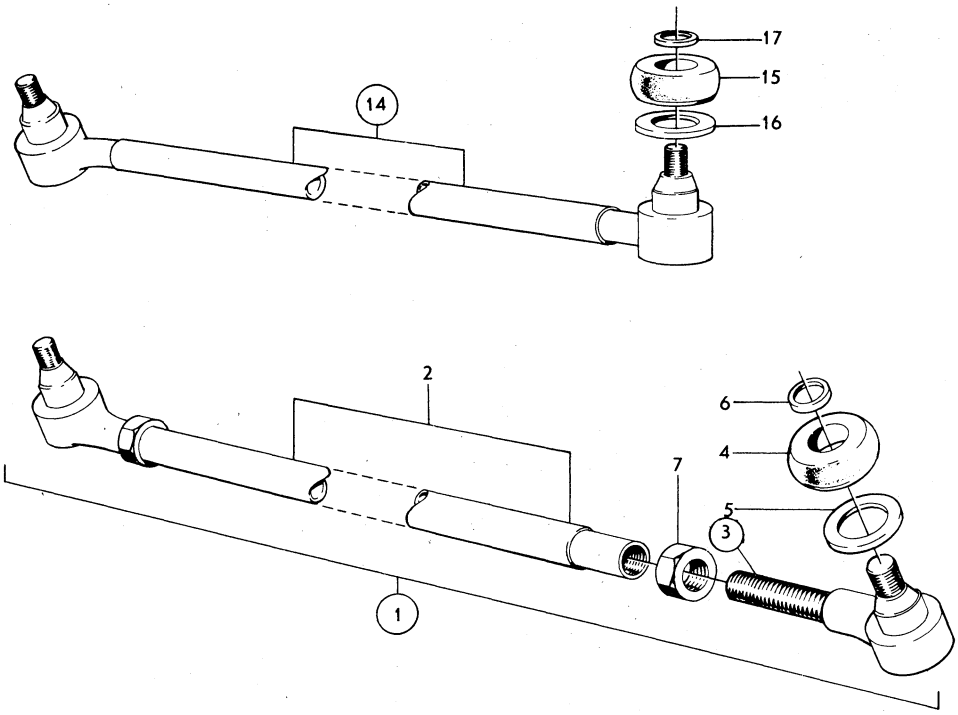

ALT 2

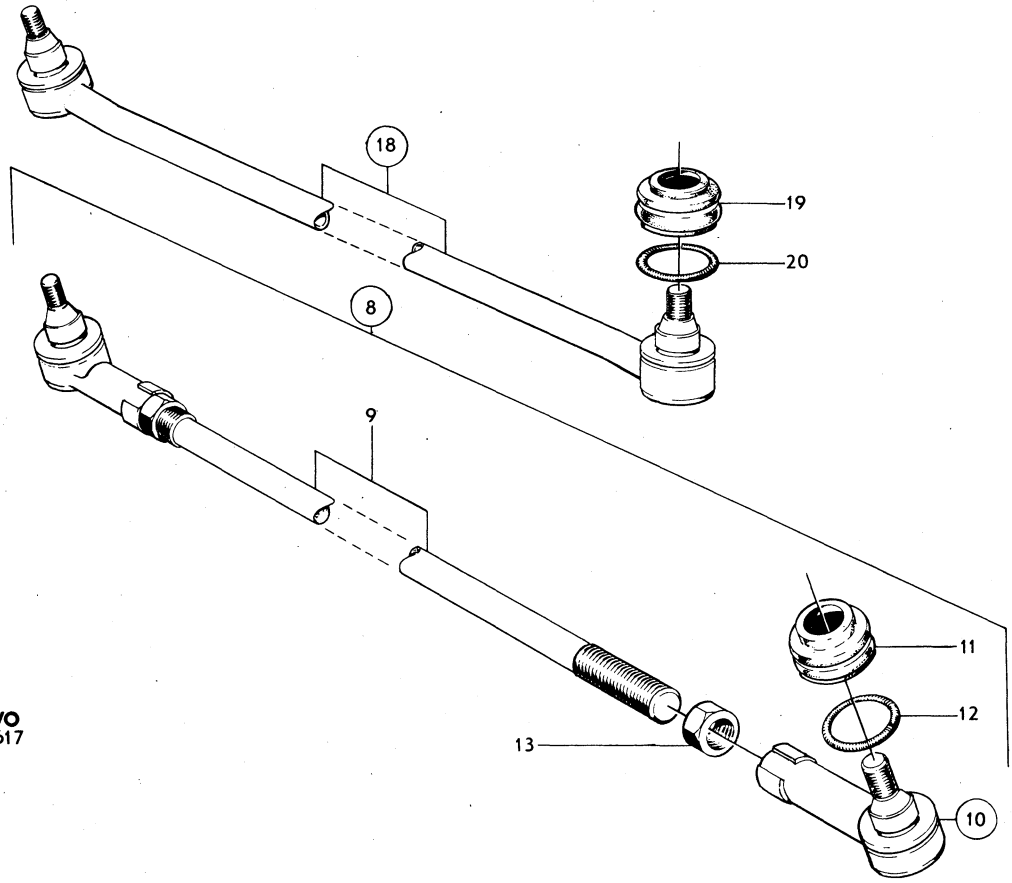

VOLVO
KA 6617

Sida Page	Grupp Group	Styrväxel, US	Steering box, US	Illustration	0250
18	6			10367 1980–04	

Pos. Fig.	Antal/Quantity 1206 230	1206 047			Artikel nr Part No	Benämning	Description	Sats Kit	B P S R	Anmärkning Notes	
1	1	–	–	–	1206230-3	Styrväxel	Steering box			VST.	1010
	–	1	–	–	1206047-1	Styrväxel	Steering box			HST.	1020
2	1	–	–	–	678321-1	.Hus	.Housing				1030
	–	1	–	–	678580-2	.Hus	.Housing				1040
3	2	2	–	–	678657-8	..Bussning	..Bushing	S			1050
4	1	1	–	–	678248-6	..Tätningsring	..Seat ring	S			1060
5	1	1	–	–	678249-4	..Tätningsring	..Seat ring	S			1070
6	1	–	–	–	1206044-8	.Snäckskruv	.Worm screw				1080
	–	1	–	–	1206048-9	.Snäckskruv	.Worm screw				1090
7	1	1	–	–	85616-1	.Kullagerring	.Ball bearing race				1100
8	1	1	–	–	1206012-5	.Kullagerring	.Ball bearing race			ALT 1. B 12,34	
	1	1	–	–	85617-9	.Kullagerring	.Ball bearing race			ALT 2. B 9,30	1120
9	1	1	–	–		.Bricka	.Washer		8	ALT2.	1130
10	2	2	–	–	85618-7	.Kulring	.Ball ring				1140
11	–	–	–	–		.Justermellanlägg,alt	.Shim,alt				1150
	ERF	ERF	–	–	656707-7	..Tj 0,10	..Th 0.10	S			1160
	ERF	ERF	–	–	656708-5	..Tj 0,12	..Th 0.12	S			1
	ERF	ERF	–	–	656709-3	..Tj 0,15	..Th 0.15	S			1180
12	1	1	–	–	678247-8	.Lock	.Cover				1200
13	4	4	–	–	942644-6	.Skruv med bricka	.Bolt and washer				1210
14	1	–	–	–	1206235-2	.Utgående axel	.Lever shaft				1220
	–	1	–	–	1206229-5	.Utgående axel	.Lever shaft				1230
15	1	1	–	–	659218-2	..Justerskruv	..Adjuster screw				1240
16	1	1	–	–		..Justerbricka,alt	..Adjuster washer,alt				1250
	–	–	–	–	659331-3	...Tj 2,15	...Th 2.15				1260
	–	–	–	–	659219-0	...Tj 2,20	...Th 2.20				1270
	–	–	–	–	659220-8	...Tj 2,25	...Th 2.25				1280
	–	–	–	–	659221-6	...Tj 2,30	...Th 2.30				1290
	–	–	–	–	659222-4	...Tj 2,35	...Th 2.35				1300
	–	–	–	–	659223-2	...Tj 2,40	...Th 2.40				1310
	–	–	–	–	659224-0	...Tj 2,45	...Th 2.45				1320
17	1	1	–	–	659225-7	..Låsring	..Circlip	S			1330
18	1	1	–	–	656704-4	.Packning	.Gasket	S			1340
19	1	1	–	–	678240-3	.Lock	.Cover				1350
20	1	1	–	–	678241-1	.Propp	.Plug				1360
21	4	4	–	–	942643-8	.Skruv med bricka	.Bolt and washer		8		1370
22	1	1	–	–	678242-9	.Mutter	.Nut				1380
	1	1	–	–	273086-9	Reparationssats	Repair kit				1

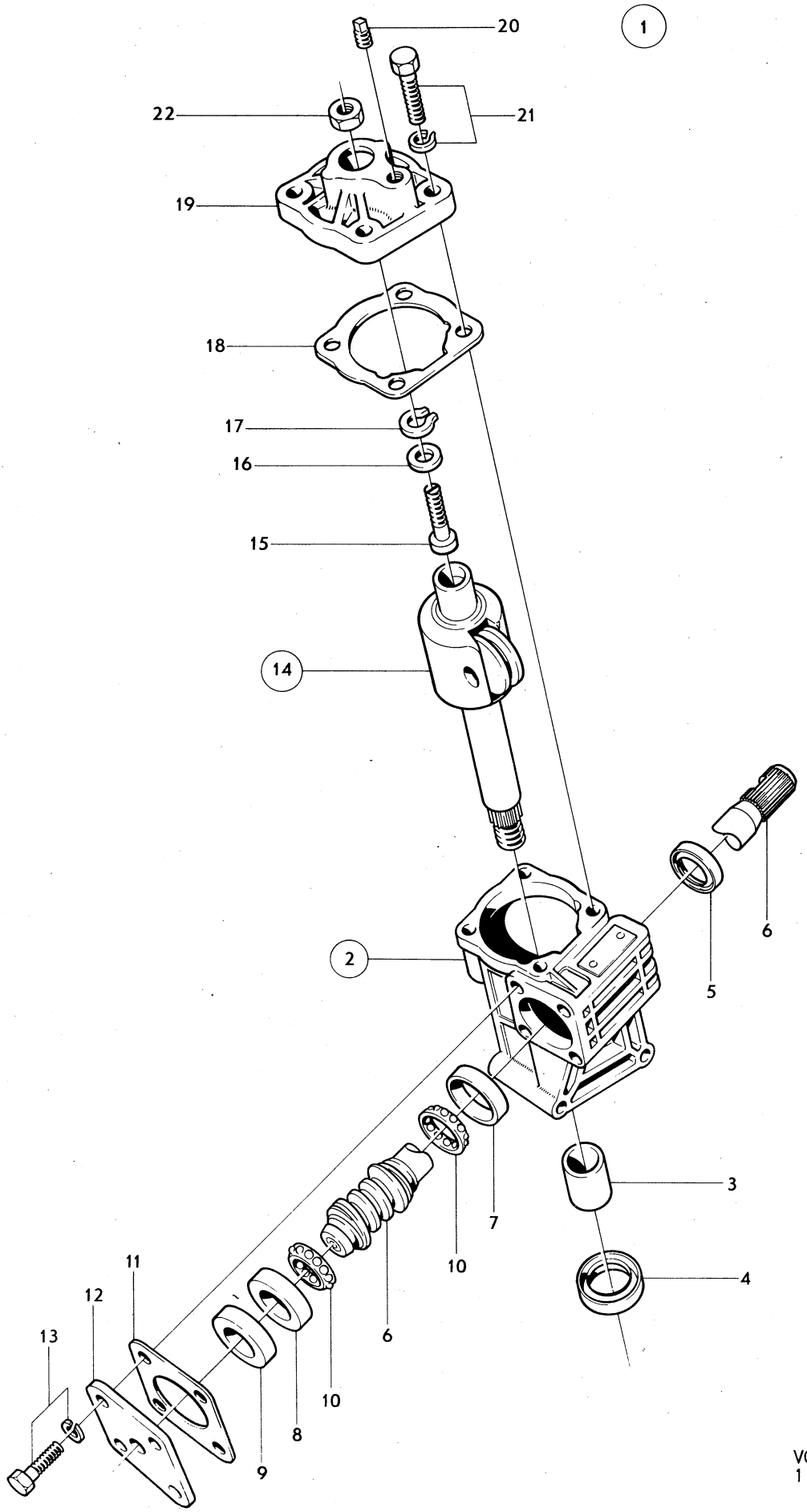

VOLVO PARTS
1 060 10367

Sida Page	Grupp Group	Styrväxel,rattstång med monteringsdetaljer, MS	Steering box with installation components, MS	Illustration 13320 1980–04	0300
20	6				

Pos. Fig.	Antal/Quantity				Artikel nr Part No	Benämning	Description	Sats Kit	B P S R	Anmärkning Notes	
1	1	–	–	–	687489-5	Styrväxel	Steering box				0020
	1	–	–	–	1206209-7	Styrväxel	Steering box			SPES UTF 1698,1786	0040
	–	–	–	–		.Det se sida 24, 2-G07	.Comps page 24, 2-G07				0060
2	3	–	–	–	942338-5	Skruv	Screw				0080
3	1	–	–	–	945544-5	Skruv	Screw				0100
4	4	–	–	–	192495-0	Bricka	Washer				0120
5	4	–	–	–	940097-9	Bricka	Washer				0140
6	4	–	–	–	950354-1	Mutter	Nut				0160
7	1	–	–	–	1206028-1	Rattstång, nedre	Steering rod lower			7)	0180
										ERS AV 1 ST 1221692–5,	0200
										1 ST 940132–4,	0220
										1 ST 946036–1	0[illegible]
7a	1	–	–	–	1221692-5	Rattstång,nedre	Steering rod lower		4	8)	0360
										426353–426522,426893–	0380
										427043,427152–427959	0400
										144 CH 471213– INCL	0420
										470063–470399,471010–	0440
										471057	04[illegible]
										145 CH 236012 INCL	04[illegible]
										235368–235492,235938–	0500
										235962	0520
8	2	–	–	–	940132-4	Skruv	Screw				0540
9	2	–	–	–	946036-1	Mutter	Nut				0560
10	1	–	–	–	1206020-8	Rattstång,övre	Steering rod upper			142 CH–393949	0580
										144 CH–427999	0600
										145 CH–210049	0620
	1	–	–	–	1221606-5	Rattstång,övre	Steering rod upper			142 CH 393950–	0640
										144 CH 428000–	0660
										145 CH 210050–	0680
11	1	–	–	–		.Rattrör	.Column tube		8		0700
12	2	–	–	–	85612-0	.Fjäder	.Spring				0720
13	2	–	–	–	85613-8	.Säte	.Seat				0740
14	2	–	–	–	85611-2	.Kullager	.Ball bearing				0760
15	1	–	–	–	914456-9	.Spårring	.Clamp ring				0780
16	1	–	–	–	942270-0	.Mutter	.Nut				0800
17	1	–	–	–	1205921-8	Medbringare	Medbringare			7)	0820
18	1				946629-3	skruv	screw				1000
19	1				664428-0	kopplingsskiva	connecting disc			7)	1020
										426353–426522,426893–	10[illegible]
										427043,427152–427929	10[illegible]
										144 CH–471212 EXCL	1080
										470063–470399,471010–	1100
										471057	1120
										145 CH–236011 EXCL	1140
	–	–	–	–						235368–235492,235938–	11[illegible]
	–	–	–	–						235962	11[illegible]
20	4	–	–	–	192027-1	Skruv	Screw				1200
21	4	–	–	–	950353-3	Mutter	Nut				1220
22	1	–	–	–	676317-1	Gummibussning	Rubber bushing				1240
23	1	–	–	–	1206606-4	Klammer	Clamp				1260
24	2	–	–	–	950353-3	Mutter	Nut				1280
25	1	–	–	–	1212218-0	Tätning	Seal				1300
26	1	–	–	–	679688-2	Pump	Hydraulic pump				1320
	–	–	–	–		.Det se sida 28, 2-G11	.Comps page 28, 2-G11				1340
27	2	–	–	–	955294-4	Skruv	Screw			L 16	1360
28	1	–	–	–	460849-3	Konsol	Bracket				1380
29	1	–	–	–	940114-2	Skruv	Screw			L 22	1400
30	2	–	–	–	955524-4	Skruv	Screw			L 19	1420

7. 142 CH –427958 EXCL 426353–426522, 426893–427043, 427152–427929, 144 CH –471212 EXCL 470063 –470399, 471010–471057, 145 CH –236011 EXCL 235368–235492, 235938–235962.
8. 142 CH 427959– INCL 426353–426522, 426893–427043, 427152–427959, 144 CH 471213– INCL 235368–235492, 235938–235962.

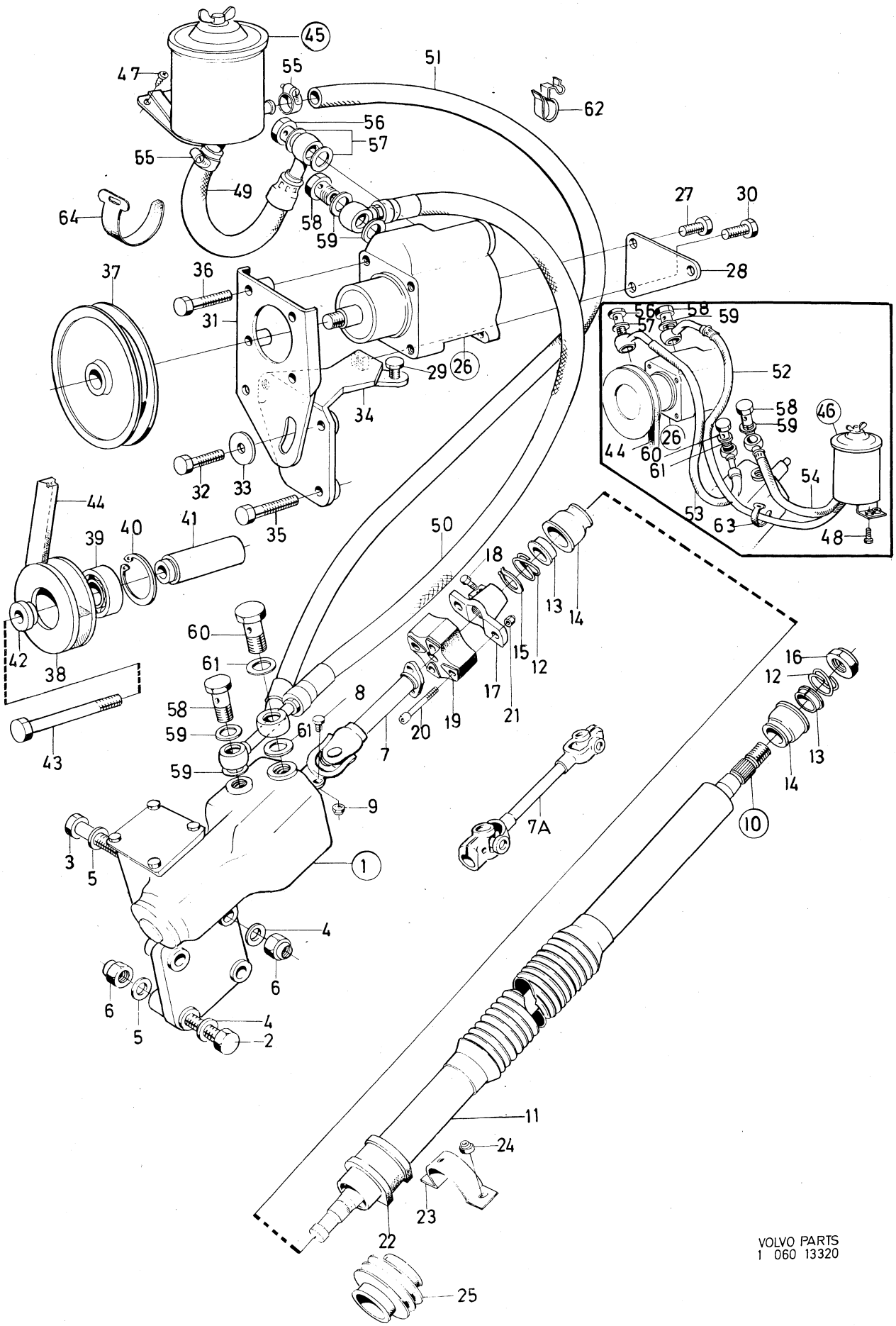

VOLVO PARTS
1 060 13320

Sida Page	Grupp Group	Styrväxel,rattstång med monteringsdetaljer, MS	Steering box with installation components, MS	Illustration	0300
22	6			13320 1980–04	

Pos. Fig.	Antal/Quantity				Artikel nr Part No	Benämning	Description	Sats Kit	B P S R	Anmärkning Notes	
31	1	–	–	–	460916-0	Konsol	Bracket				1440
32	1	–	–	–	940134-0	Skruv	Screw			L 32	1460
33	1	–	–	–	960134-5	Bricka	Washer		8		1480
34	1	–	–	–	460841-0	Konsol	Bracket				1500
35	1	–	–	–	940161-3	Skruv	Screw			ALT 1 L 45	1520
	1	–	–	–	955537-6	Skruv	Screw			ALT 2 L 51	1540
36	4	–	–	–	955298-5	Skruv	Screw			L 40	1560
37	1	–	–	–	460956-6	Remskiva	Pulley				1580
38	1	–	–	–	460077-1	Remskiva	Pulley				1600
39	1	–	–	–	181393-0	Kullager	Ballbearing				1620
40	1	–	–	–	914526-9	Spårring	Clamp ring				164[illegible]
41	1	–	–	–	460850-1	Distanshylsa	Spacer sleeve				16[illegible]
42	1	–	–	–	460851-9	Bricka	Washer				1680
43	1	–	–	–	955544-2	Skruv	Screw				1700
44	1	–	–	–	958502-7	Drivrem	Drive belt			UAC.	1720
										MAC.SE GRUPP9	1740
45	1	–	–	–	1206087-7	Oljebehållare	Oil reservoir			142 CH–393949	1760
										144 CH–427999	178[illegible]
										145 CH–210049	1800
46	1	–	–	–	1206688-2	Oljebehållare	Oil reservoir			142 CH 393950–	1820
										144 CH 428000–	1840
										145 CH 210050–	1860
	–	–	–	–		.Det se sida 28, 2-G11	.Comps page 28, 2-G11				1880
47	2	–	–	–	958245-3	Skruv	Screw		8		1900
48	3	–	–	–	943629-6	Skruv	Screw				1920
49	1	–	–	–	1206088-5	Slang,sugledning	Suction hose			142 CH–393949	1940
										144 CH–427999	1960
										145 CH–210049	1980
50	1	–	–	–	1206090-1	Slang,tryckledning	High–pressure hose			142 CH–393949	2000
										144 CH–427999	2020
										145 CH–210049	2040
51	1	–	–	–	1206089-3	Slang,returledning	Return hose			142 CH–393949	2060
										144 CH–427999	2080
										145 CH–210049	2100
52	1	–	–	–	1221921-8	Slang,sugledning	Suction hose			142 CH 393950–	2120
										144 CH 428000–	2140
										145 CH 210050–	2160
53	1	–	–	–	1221920-0	Slang,tryckledning	High–pressure hose			142 CH 393950–	2180
										144 CH 428000–	220[illegible]
										145 CH 210050–	2220
54	1	–	–	–	1206687-4	Slang,returledning	Return hose			142 CH 393950–	2240
										144 CH 428000–	2260
										145 CH 210050–	2280
55	2	–	–	–	943472-1	Klammer	Clamp		1		2300
56	1	–	–	–	190714-6	Hålskruv	Inlet fitting screw				232[illegible]
57	2	–	–	–	11998-2	Packning	Packing				2340
58	2	–	–	–	25167-8	Hålskruv	Inlet fitting screw				2360
59	4	–	–	–	18671-8	Packning	Packing				2380
60	1	–	–	–	941686-8	Hålskruv	Inlet fitting screw				2400
61	2	–	–	–	11996-6	Packning	Packing				2420
62	2	–	–	–	682101-1	Klammer	Clamp			142 CH–393949	2440
										144 CH–427999	2460
										145 CH–210049	2480
x 63	1	–	–	–	948211-8	Bandklammer	Strip clamp		2	(1206833)	2500
										142 CH 428000–	2510
										144 CH 428000–	2520
										145 CH 210050–	2540
x 64	2	–	–	–	948211-8	Bandklammer	Strip clamp		2	(944484)	2560
										142 CH–393949	2570
										144 CH–427999	2580
										145 CH–210049	2600

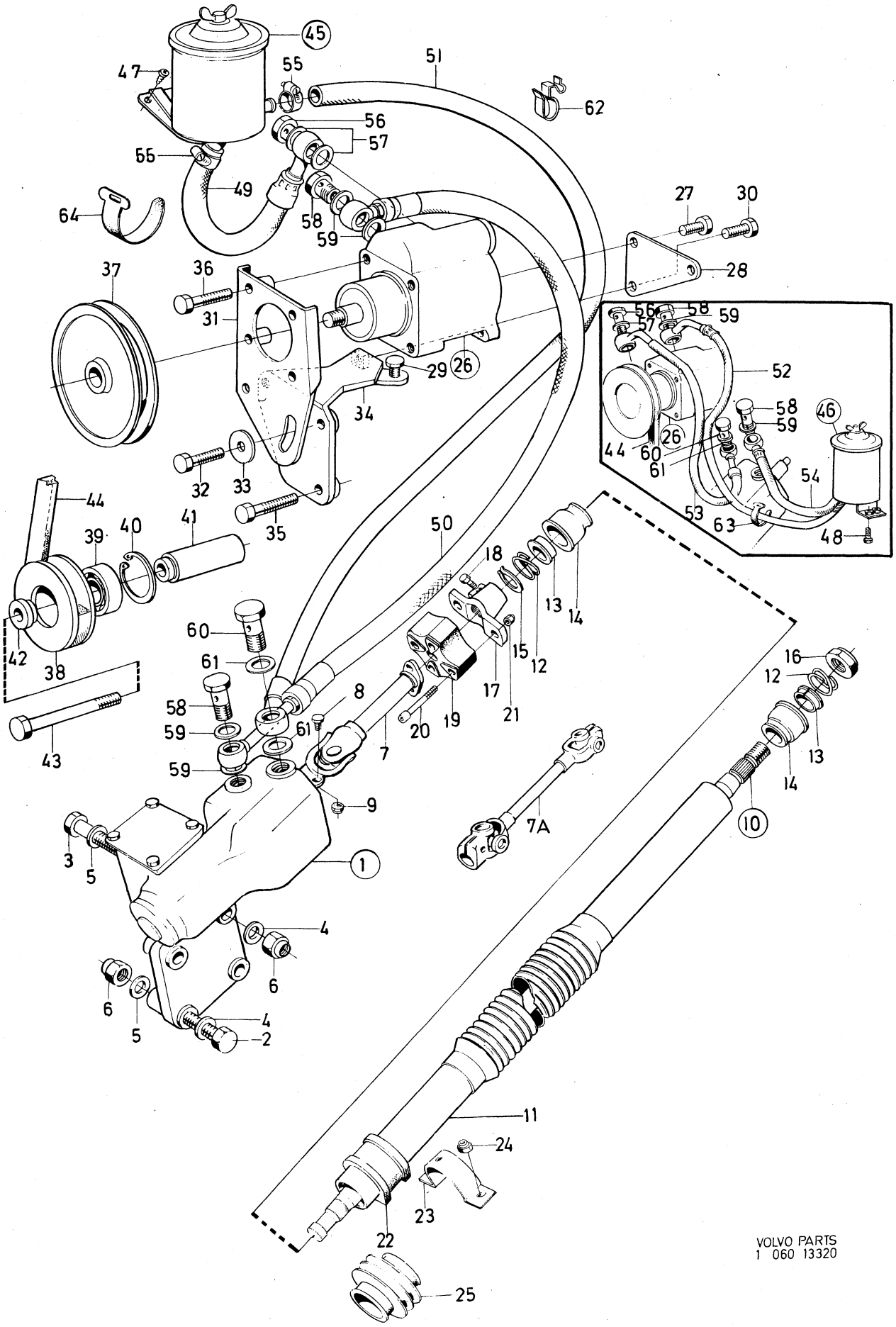

VOLVO PARTS
1 060 13320

Sida Page	Grupp Group	Styrväxel, MS	Steering box, MS	Illustration	0350
24	6			10920 1980–04	

Pos. Fig.	Antal/Quantity 687 489	1206 209			Artikel nr Part No	Benämning	Description	Sats Kit	B P S R	Anmärkning Notes	
1	1	–	–	–	687489-5	Styrväxel	Steering box				1010
	–	1	–	–	1206209-7	Styrväxel	Steering box			SPEC UTF 1698,1786	1020
2	1	1	–	–	1207333-4	.Hus	.Housing		8		1030
3	2	2	–	–	682374-4	..Nållager	..Needle bearing				1040
4	1	1	–	–	914523-6	.Låsring	.Circlip				1050
5	1	1	–	–	681346-3	.Tätningsring	.Seal ring	S			1060
6	1	1	–	–	352611-8	.Propp	.Plug				1070
7	1	1	–	–	18839-1	.Packning	.Packing				1080
8	1	1	–	–	1207334-2	.Justerskruv	.Adjuster screw				1090
9	1	1	–	–	946519-6	.Låsmutter	.Lock nut		8		1100
10	1	1	–	–	914461-9	.Låsring	.Circlip				[illegible]
11	1	1	–	–	1207336-7	.Propp	.Plug				[illegible]
12	1	1	–	–	1207335-9	.O–ring	.O–ring	S	8		1130
13	1	1	–	–	1207346-6	.Utgående axel	.Lever shaft				1140
14	1	1	–	–	681385-1	..Justerskruv	..Adjuster screw				1150
15	1	1	–	–		..Justerbricka,alt	..Adjuster washer,alt				1160
	–	–	–	–	659331-3	...Tj 2,15	...Th 2.15				[illegible]
	–	–	–	–	659219-0	...Tj 2,20	...Th 2.20				[illegible]
	–	–	–	–	659220-8	...Tj 2,25	...Th 2.25				1190
	–	–	–	–	659221-6	...Tj 2,30	...Th 2.30				1200
	–	–	–	–	659222-4	...Tj 2,35	...Th 2.35				1210
	–	–	–	–	659223-2	...Tj 2,40	...Th 2.40				1220
	–	–	–	–	659224-0	...Tj 2,45	...Th 2.45				1230
16	1	1	–	–	659225-7	..Låsring	..Circlip				1240
17	1	1	–	–	681347-1	.Bricka	.Washer				1250
18	1	1	–	–	681348-9	.Tätningsring	.Seal ring	S			1260
19	1	1	–	–	681349-7	.Lock	.Cover				1270
20	1	1	–	–	682374-4	..Nållager	..Needle bearing				1280
21	1	1	–	–	681350-5	.O–ring	.O–ring	S			1290
22	4	4	–	–	681351-3	.Skruv	.Bolt				1300
23	4	4	–	–	955894-1	.Bricka	.Washer				1310
24	1	1	–	–	681353-9	.Luftningsskruv	.Air–venting screw				1320
25	1	1	–	–	946520-4	.Mutter	.Nut				1330
26	1	–	–	–	1207337-5	.Snäckskruv	.Worm screw		8		1340
	–	1	–	–	1207354-0	.Snäckskruv	.Worm screw		8		1350
27	1	1	–	–		..Kolv	..Piston		8		1360
28	1	1	–	–	681366-1	...Hylsa	...Sleeve		8		1370
29	1	1	–	–	681367-9	...Kolvring	...Piston ring	S	8		[illegible]
30	1	1	–	–	681368-7	...O–ring	...O–ring	S			[illegible]
31	1	1	–	–	681369-5	...Ring	...Ring		8		1400
32	2	2	–	–	681370-3	...Rörhalva	...Ball tube half				1410
33	1	1	–	–		...Kulsats,alt	...Ball kit,alt				1420
	–	–	–	–	681371-1	....D 6,989	....D 6.989				1430
	–	–	–	–	681372-9	....D 6,994	....D 6.994				[illegible]
	–	–	–	–	681373-7	....D 7,001	....D 7.001		8		[illegible]
	–	–	–	–	681374-5	....D 7,007	....D 7.007				1460
	–	–	–	–	681375-2	....D 7,013	....D 7.013				1470
34	1	1	–	–	681378-6	...Packning	...Gasket	S			1480
35	1	1	–	–	681376-0	...Pinne	...Pin				1490
36	1	1	–	–	1207339-1	...Ventilsäte	...Valve seat				1500
37	1	1	–	–	1207338-3	...Ventil	...Valve				1510
38	2	2	–	–	70472-6	...Kula	...Ball				1520
39	1	1	–	–	1207345-8	...Ventilfjäder	...Valve spring		8		1530
40	1	1	–	–		...Bricka,alt	...Vasher,alt				1540
	–	–	–	–	1207340-9	....Tj 1,9	....Th 1.9				1550
	–	–	–	–	1207341-7	....Tj 2,2	....Th 2.2				1560
	–	–	–	–	1207342-5	....Tj 2,5	....Th 2.5				1570
	–	–	–	–	1207343-3	....Tj 2,8	....Th 2.8		8		1580
	–	–	–	–	1207344-1	....Tj 3,1	....Th 3.1				1590
41	1	1	–	–	951960-4	..Spännstift	..Tensioner pin			4X40	1600
42	1	1	–	–	946511-3	..Spännstift	..Tensioner pin		8	2,5X32	1610
43	3	3	–	–	681383-6	..O–ring	..O–ring	S			2010
44	3	3	–	–	681380-2	..Packning	..Packing	S			2020

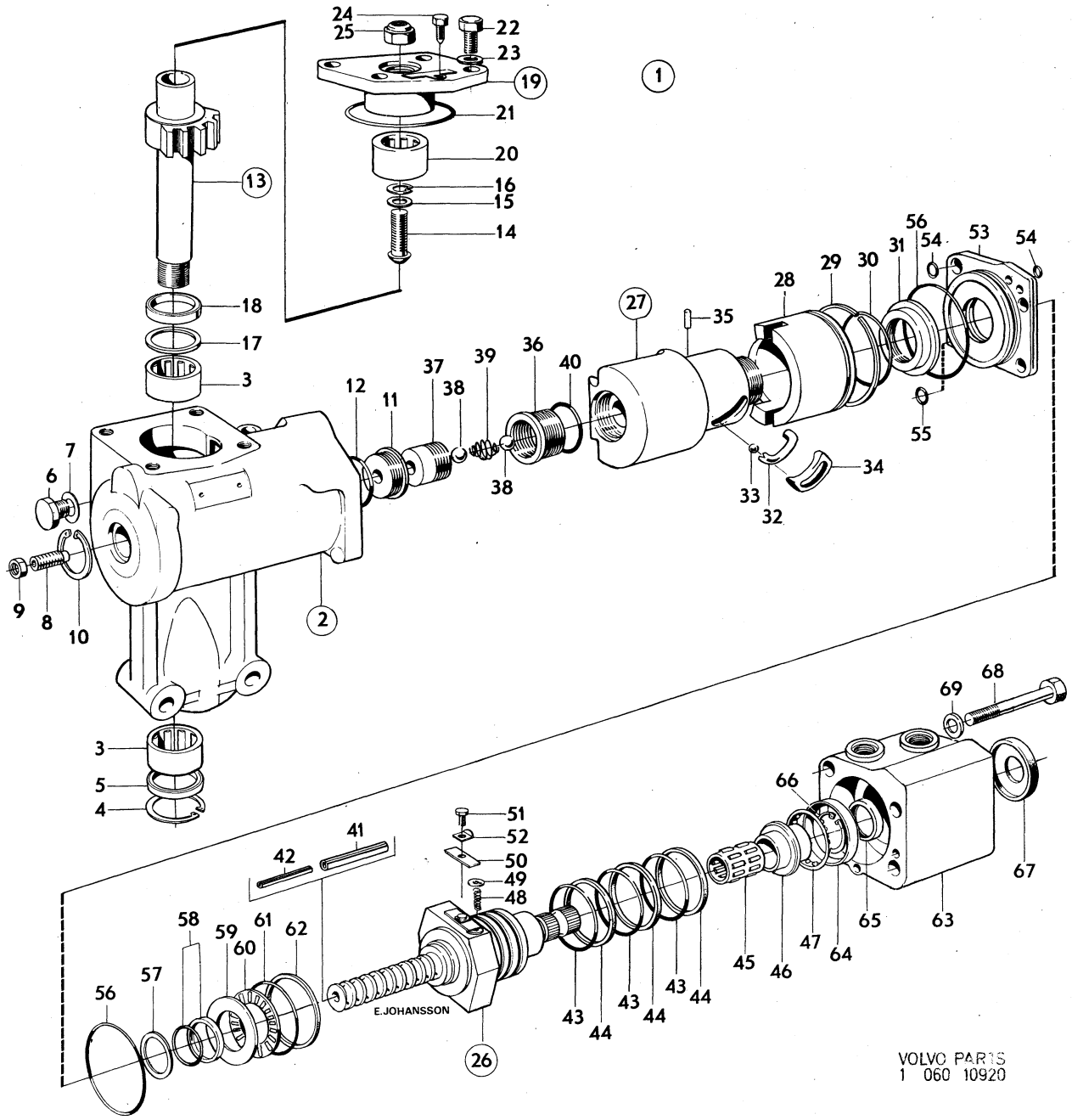
1
2
3
4
5
6
7
8
9
10
11
12
13
14
15
16
17
18
19
20
21
22
23
24
25
26
27
28
29
30
31
32
33
34
35
36
37
38
39
40
41
42
43
44
45
46
47
48
49
50
51
52
53
54
55
56
57
58
59
60
61
62
63
64
65
66
67
68
69
E.JOHANSSON
VOLVO PARTS
1 060 10920

Sida Page	Grupp Group	Styrväxel, MS	Steering box, MS	Illustration	0350
26	6			10920 1980–04	

Pos. Fig.	Antal/Quantity 687 489	1206 209			Artikel nr Part No	Benämning	Description	Sats Kit	B P S R	Anmärkning Notes	
45	1	1	–	–	681355-4	..Nållager,alt	..Needle bearing, alt		8		2030
	1	1	–	–	681356-2	..Nållager,alt	..Needle bearing,alt				2040
	1	1	–	–	681357-0	..Nållager,alt	..Needle bearing, alt		8		2050
	1	1	–	–	681358-8	..Nållager,alt	..Needle bearing, alt		8		2060
46	1	1	–	–	681359-6	..Lagerhylsa,alt	..Bearing cage,alt			D1 28,0	2070
	1	1	–	–	681360-4	..Lagerhylsa,alt	..Bearing cage,alt			D1 28,015	2080
47	1	1	–	–	681364-6	..Kulhållare	..Ball retainer				2090
48	2	2	–	–	1207353-2	..Fjäder	..Spring		8		2100
49	2	2	–	–	681361-2	..Bricka	..Washer		8		2110
50	1	1	–	–	673875-1	..Hållare	..Retainer		8		2120
51	1	1	–	–	955245-6	..Skruv	..Screw				21[illegible]
52	1	1	–	–	681363-8	..Låsbricka	..Lock washer				2140
53	1	1	–	–	1207347-4	.Lock	.Cover				2150
54	4	4	–	–	1207348-2	.O–ring	.O–ring	S			2160
55	2	2	–	–	681395-0	.O–ring	.O–ring	S			2170
56	2	2	–	–	681396-8	.O–ring	.O–ring	S			2180
57	ERF	ERF	–	–	681854-6	.Justermellanlägg, tj 0,15	.Shim, th 0.15		8		21[illegible] 2195
58	1	1	–	–	681397-6	.Packning	.Gasket	S	8		2200
59	1	1	–	–		.Lagerbricka,alt	.Bearing washer,alt				2210
	–	–	–	–	681398-4	..Tj 1,9	..Th 1.9		8		2220
	–	–	–	–	681399-2	..Tj 2,0	..Th 2.0		8		2230
	–	–	–	–	681400-8	..Tj 2,1	..Th 2.1				2240
	–	–	–	–	681401-6	..Tj 2,2	..Th 2.2		8		2250
	–	–	–	–	681402-4	..Tj 2,3	..Th 2.3				2260
	–	–	–	–	681403-2	..Tj 2,4	..Th 2.4				2270
x 60	1	1	–	–	1517973-2	.Nållager	.Needle bearing		2	(183353)	2280
61	1	1	–	–	681404-0	.O–ring	.O–ring	S			2290
62	1	1	–	–		.Packning,alt	.Packing,alt				2300
	–	–	–	–	681406-5	..Tj 1,7	..Th 1.7	S	8		2310
	–	–	–	–	681407-3	..Tj 1,8	..Th 1.8		8		2320
63	1	1	–	–	681387-7	.Ventilhus	.Valve housing		8		2330
64	1	1	–	–	681389-3	.Lagerring	.Bearing race		8		2340
65	1	1	–	–	681388-5	.Tätningsring	.Seal ring	S			2350
66	1	1	–	–	914516-0	.Låsring	.Circlip				2360
67	1	1	–	–	673884-3	.Gummikåpa	.Rubber cap	S			2370
68	4	4	–	–	955306-6	.Skruv	.Screw				2380
69	4	4	–	–	955894-1	.Bricka	.Washer				23[illegible]
	1	1	–	–	271522-5	Packningssats	Gasket kit				2400
	1	1	–	–	271523-3	Packningssats	Gasket kit				2410

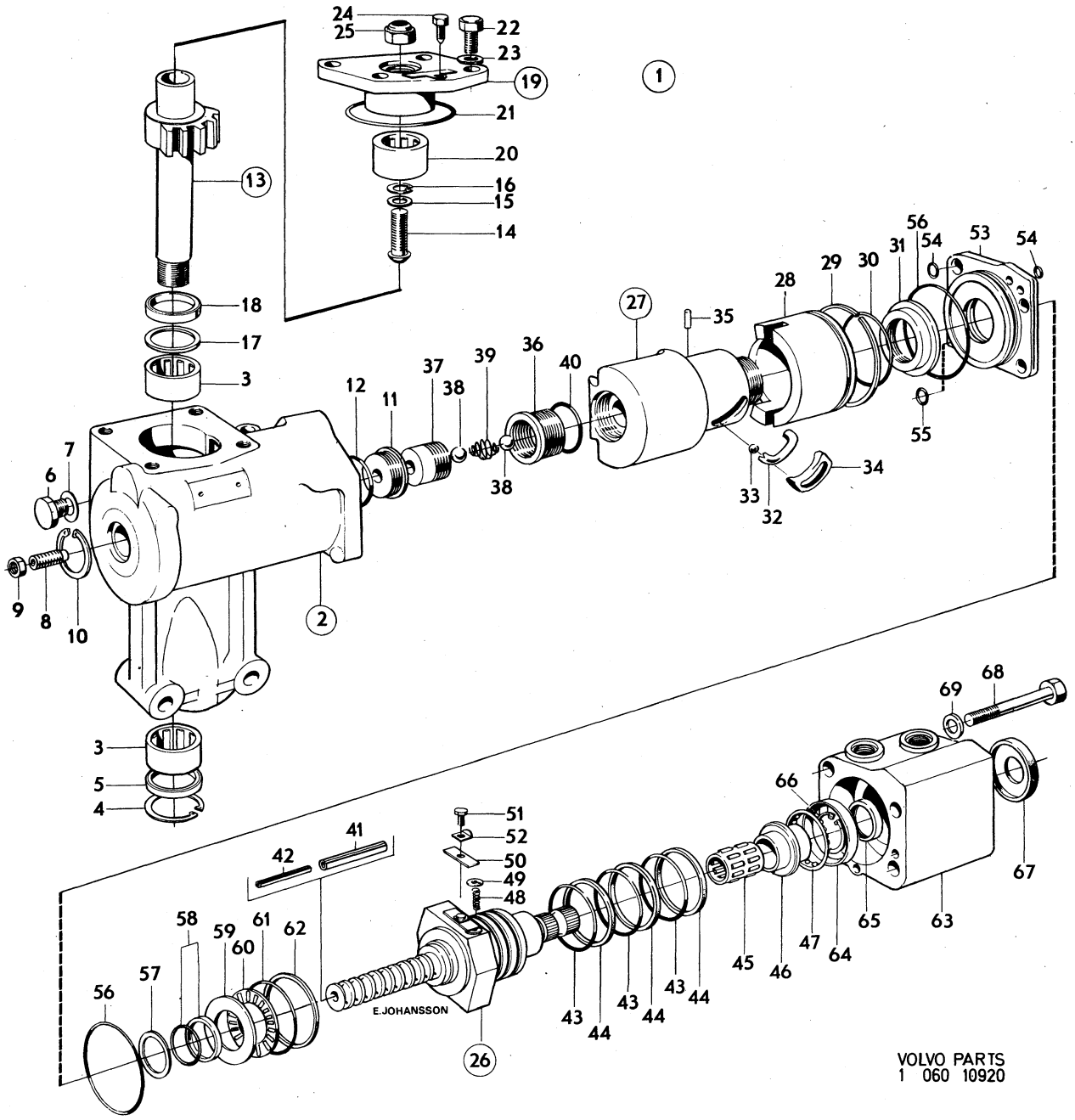

VOLVO PARTS
1 060 10920

Sida Page	Grupp Group	Pump,oljebehållare	Hydraulic pump,oil reservoir	Illustration	0400
28	6			10861 1980–04	

Pos. Fig.	Antal/Quantity 679 688	1206 087	1206 688		Artikel nr Part No	Benämning	Description	Sats Kit	B P S R	Anmärkning Notes	
1	1	–	–	–	679688-2	Pump	Hydraulic pump				1010
2	1	–	–	–		.Hus	.Housing		8		1020
3	1	–	–	–	183354-0	..Nållager	..Needle bearing				1030
4	1	–	–	–	684422-9	..Propp	..Plug		8		1040
5	1	–	–	–	681410-7	.Tätningsring	.Seal ring				1050
6	1	–	–	–	681411-5	.Låsring	.Circlip				1060
7	1	–	–	–	183355-7	.Kullager	.Ball bearing				1070
8	1	–	–	–	681412-3	.Låsring	.Circlip				1080
9	1	–	–	–	681413-1	.Axel	.Shaft				1090
10	1	–	–	–	681414-9	.Kil	.Key				1100
11	1	–	–	–	941911-0	.Bricka	.Washer				1110
12	1	–	–	–	955820-6	.Mutter	.Nut				11[illegible]
13	1	–	–	–	681415-6	.Pinne	.Pin				1130
14	1	–	–	–	681416-4	.Gummiring	.Rubber ring				1140
x 15	1	–	–	–	1518963-2	.Platta	.Plate		4	(681417)	1150
16	1	–	–	–	681418-0	.Gummiring	.Rubber ring				1160
17	1	–	–	–	681419-8	.Rotorsats	.Rotor kit				1170
18	1	–	–	–	681420-6	.Gummiring	.Rubber ring				11[illegible]
x 19	1	–	–	–	1518964-0	.Platta	.Plate		4	(681421)	1190
20	1	–	–	–	681422-2	.Fjäder	.Spring				1200
21	1	–	–	–	681423-0	.Gummiring	.Rubber ring				1210
22	1	–	–	–	681424-8	.Lock	.Cover				1220
23	1	–	–	–	681425-5	.Låsring	.Circlip				1230
24	1	–	–	–	681426-3	.Ventilkolv	.Valve piston			1)	1240
	1	–	–	–	681427-1	.Ventilkolv	.Valve piston			2)	1250
25	1	–	–	–	681428-9	.Fjäder	.Spring				1260
26	1	–	–	–	681429-7	.Propp	.Plug				1270
27	1	–	–	–	681430-5	.Packning	.Packing				1280
28	1	–	–	–	681431-3	.Strypventil	.Choke valve		8		1290
29	–	1	–	–	1206087-7	Oljebehållare	Oil reservoir				1300
	–	–	1	–	1206688-2	Oljebehållare	Oil reservoir				1310
30	–	1	1	–		.Behållare	.Reservoir		8		1320
31	–	1	1	–	946229-2	.Skruv	.Bolt				1330
32	–	1	1	–	688110-6	.Clips	.Clips				1340
33	–	1	1	–	681461-0	.Filter	.Filter insert				1350
34	–	1	1	–		.Bricka	.Washer		8		1360
35	–	1	1	–	688150-2	.Fjäder	.Spring				1370
36	–	1	1	–	1206085-1	.Fjädermutter	.Spring nut				1380
37	–	1	1	–	681464-4	.Packning	.Packing				13[illegible]
38	–	1	1	–		.Lock	.Cover		8		1400
39	–	1	1	–	956903-9	.Vingmutter	.Butterfly nut				1410

1. Märkt 1, monteras i pumphus märkt 1. Marked 1, install in pump housing marked 1. Marque 1, est monté dans le carter de pompe portant la marque 1. Kennzeichnung 1, wird im Pumpengehäuse mit der Kennzeichnung 1 angebracht. Marcado 1, se monta en el cuerpo de bomba marcada 1.
2. Märkt 2, monteras i pumphus märkt 2. Marked 2, install in pump housing marked 2. Marque 2, est monté dans le carter de pompe portant la marque 2. Kennzeichnung 2, wird im Pumpengehäuse mit der Kennzeichnung 2 angebracht. Marcado2, se monta en el cuerpo de bomba marcada 2.

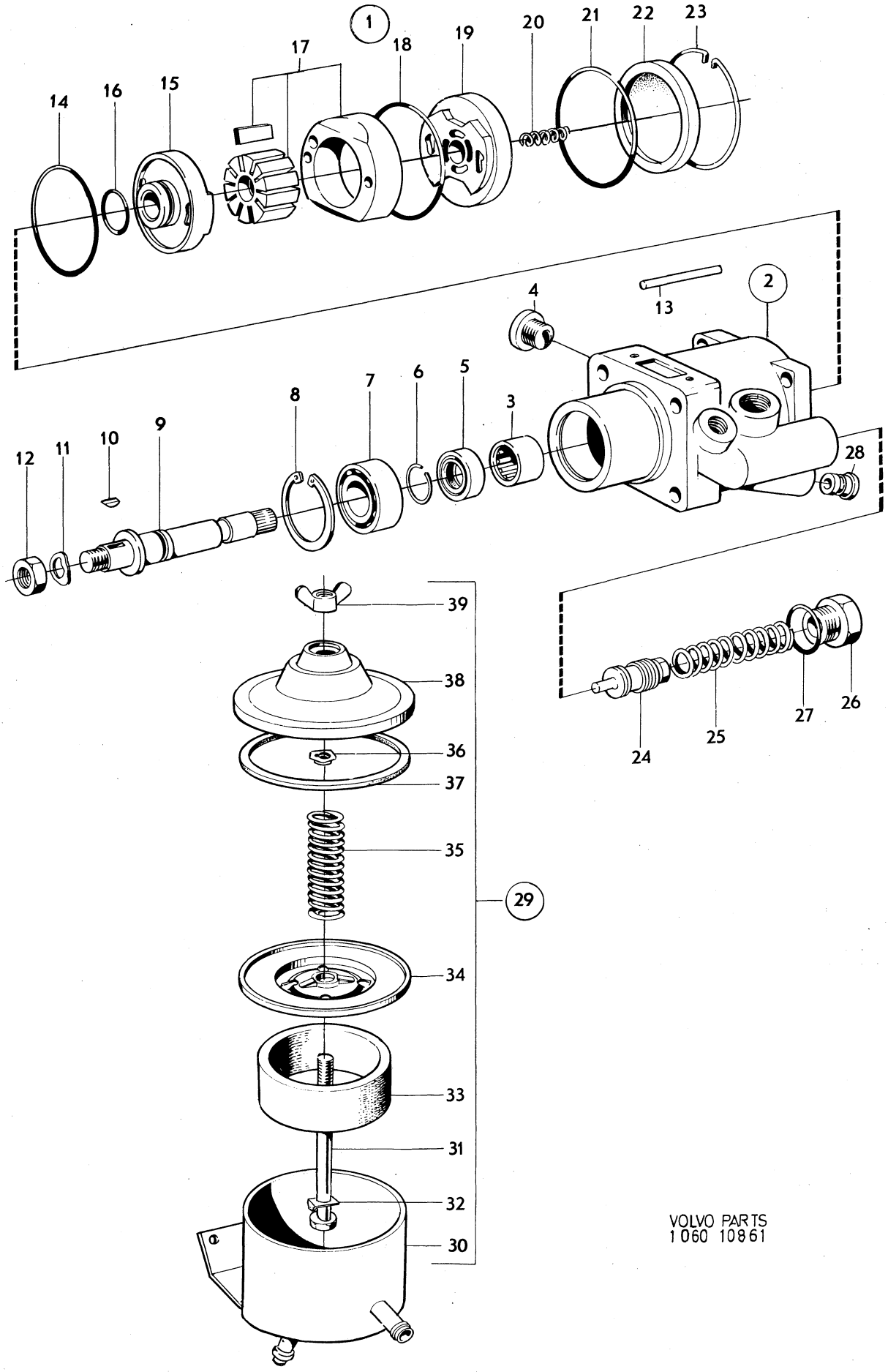

VOLVO PARTS
1060 10861

Sida Page	Grupp Group	Hjul, hjulkapsel, hjulring	Wheel, wheel cap wheel ring	Illustration 26751 1980–04	0450
30	6				

Pos. Fig.	Antal/Quantity				Artikel nr Part No	Benämning	Description	Sats Kit	B P S R	Anmärkning Notes	
1	5	–	–	–	688140-3	Hjul, 15–4,5 tum	Wheel, 15–4,5 inch				0020
	5	–	–	–	684000-3	Hjul, 15–5,0 tum	Wheel, 15–5,0 inch				0040
2	4	–	–	–	273214-7	Hjulkapselsats	Wheel cap kit			ALT 1	0060
3	4	–	–	–		.Hjulkapsel	.Wheel cap	S			0080
4	4	–	–	–	684838-6	.Tätningsring	.Seal ring	S			0100
5	4	–	–	–	1212079-6	.Gummipackning	.Rubber packing	S			0120
6	4	–	–	–	945363-0	.Skruv	.Screw	S			0140
7	4	–	–	–	684837-8	Navkapsel	Hub cap			ALT 1	0160
8	4	–	–	–	684835-2	Navkapsel	Hub cap			ALT 2	0180
9	4	–	–	–	682086-4	Hjulring	Wheel ring			ALT 2	0200
10	4	–	–	–	1212376-6	Skyddshylsa	Skyddshylsa				0220
11	1	–	–	–	277584-9	Hjulringssats	Wheel ring kit		8		0240
	4	–	–	–		.Hjulring	.Wheel ring				0260
x 12	20	–	–	–	87699-5	Mutter	Nut		8	ALT 1	0280
13	20	–	–	–	688984-4	Mutter	Nut			ALT 2	0300

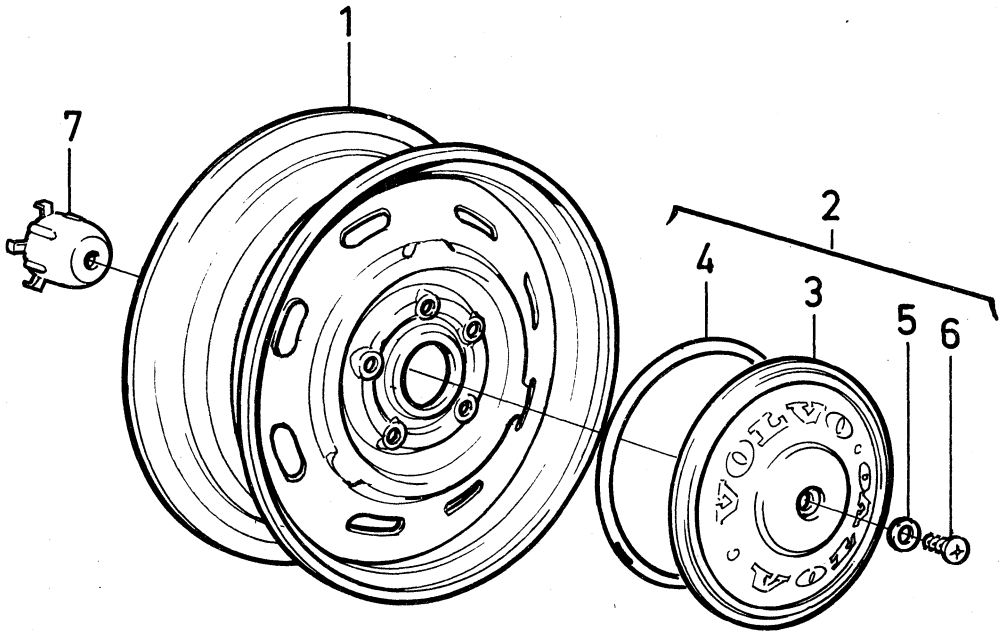

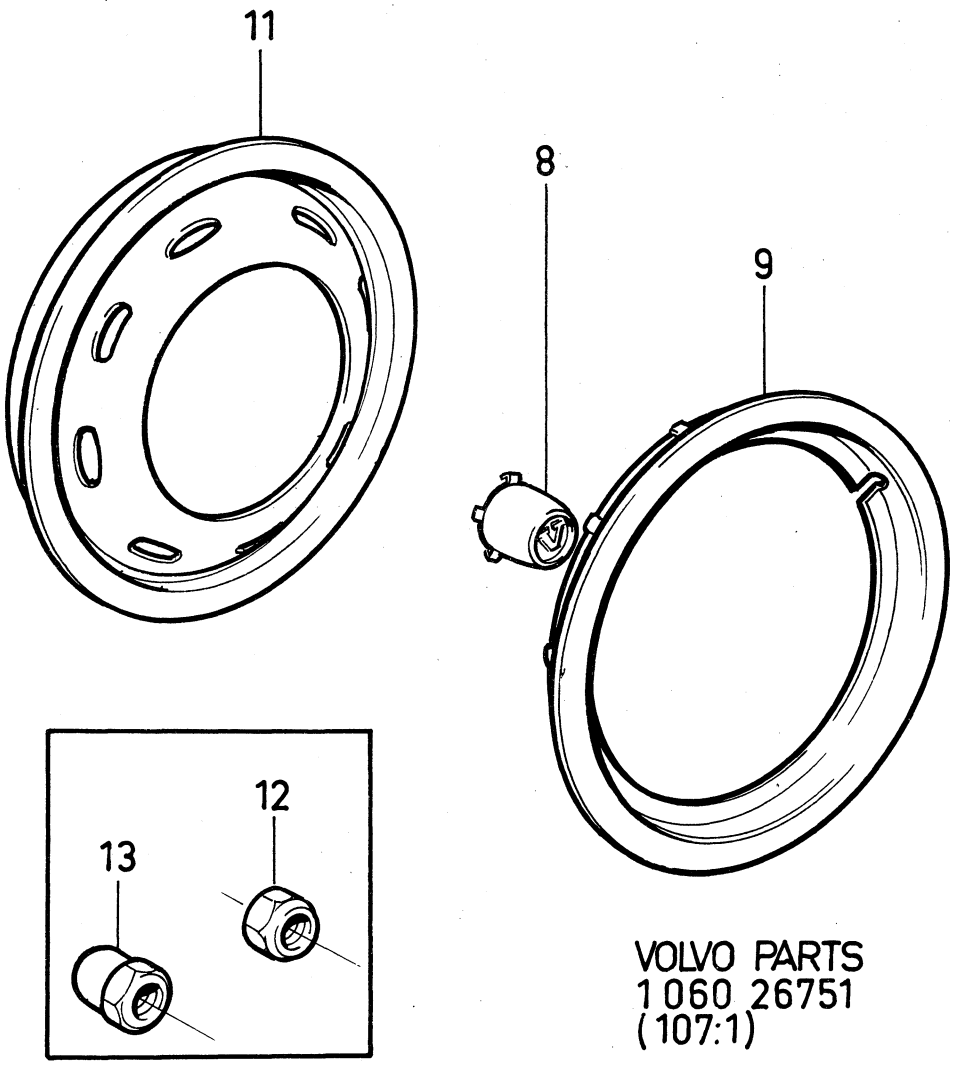

VOLVO PARTS
1 060 26751
(107:1)

0001

	Innehållsförteckning / Index	Inhaltsverzeichnis / Indice	Grupp / Group	Sida / Page
1980–04	Table des matières		8	1

0020
0040 KAROSSERI — Sida — Koord.
0060
0080 Karosserisammanställning 2 2-G19
0100
0120
0140
0160
0180 BODY — Page — Grid
0200
0220 Body assembly 2 2-G19
0240
0260
0280
0300
0 CARROSSERIE — Page — Grid
0340
0360 Composants de carroserie 2 2-G19
0380
0400
0420
0
0440 KAROSSERIE — Seite — Grid
0480
0500 Karosseriezusammenstellung 2 2-G19
0520
0540
0560
0580
0600 CARROCERIA — Página — Grid
0620
0640 Componente de carrocería 2 2-G19

Sida Page	Grupp Group	Karosserisammanställning	Body assembly	Illustration
2	8			26907 1980–04

Pos. Fig.	Antal/Quantity				Artikel nr Part No	Benämning	Description	Sats Kit	B P S R	Anmärkning Notes	
1	–	–	–	–		Karosseristomme sammanställning	Bodyshell assembly			SE SIDA 6, 2-G23	0020 0040 0060
2	–	–	–	–		Dörrdetaljer framdörrar	Door components rear doors			SE SIDA 54, 2-I23	0080 0100 0120
3	–	–	–	–		Dörrdetaljer bakdörrar	Door components rear doors			SE SIDA 68, 2-J13	0140 0160 0180
4	–	–	–	–		Detaljer för baklucka 142, 144	Components for luggage compartment lid 142, 144			SE SIDA 78, 2-J23	0200 20 0240 0260
5	–	–	–	–		Detaljer för baklucka 145	Components for luggage compartment lid 145			SE SIDA 80, 2-K01	0280 0300 0320 40
6	–	–	–	–		Taklucka	Sliding roof			SE SIDA 84, 2-K05	0360 0380
7	–	–	–	–		Vindruta, bakruta, bakre sidorutor 142, 144	Windscreen, rear window, rear quarter windows 142, 144			SE SIDA 86, 2-K07	0400 0420 0440 0460
8	–	–	–	–		Vindruta, bakruta, bakre sidorutor 145	Windscreen, rear window, rear quarter windows 145			SE SIDA 90, 2-K11	0480 0500 0520 0540
9	–	–	–	–		Kylargaller	Radiator grille			SE SIDA 92, 2-K13	0560 0580
10	–	–	–	–		Stötfångare	Bumbers			SE SIDA 94, 2-K15	0600 0620
11	–	–	–	–		Utvändiga prydnadsdetaljer, utvändig backspegel 142	Exterior trim, external rear wiew mirror 142			SE SIDA 106, 2-L03	0640 0660 0680 0700 0720
	–	–	–	–		Utvändiga prydnadsdetaljer, utvändig backspegel 144	Exterior trim, external rear wiew mirror 144			SE SIDA 114, 2-L11	0740 760 780 0800 0820
	–	–	–	–		Utvändiga prydnadsdetaljer, utvändig backspegel 145	Exterior trim external rear wiew mirror 145			SE SIDA 122, 3-A05	0840 0860 880 0900 0920
	–	–	–	–		Utvändig backspegel manuellt inifrån manövrerad	Rear wiew mirror, manually–operated from inside			SE SIDA 130, 3-A13	0940 0960 0980 1000 1020
	–	–	–	–		Utvändiga prydnadsdetaljer GT utförande	Exterior trim GT model			SE SIDA 132, 3-A15	1040 1060 1080
12	–	–	–	–		Instrumentbräda	Instrument panel			SE SIDA 134, 3-A17	1100 1120
13	–	–	–	–		Inre utrustning	Interior equipment			SE SIDA 142, 3-B01	1140 1160
14	–	–	–	–		Taxi utrustning	Taxi equipment			SE SIDA 144, 3-B03	1180 1200
15	–	–	–	–		Mattor	Mats			SE SIDA 146, 3-B05	1220 1240

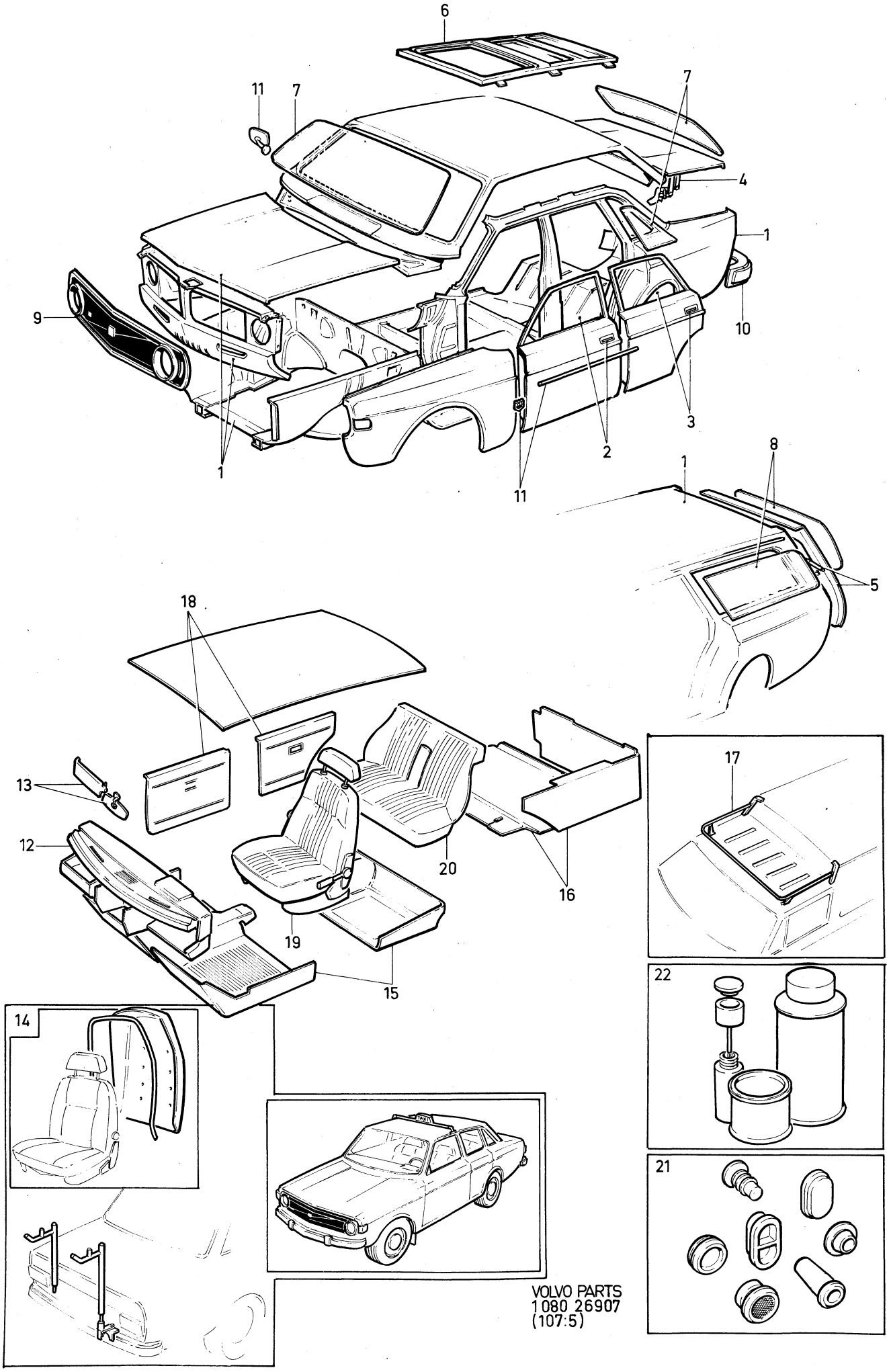

VOLVO PARTS
1080 26907
(107:5)

Sida Page	Grupp Group	Karosserisammanställning	Body assembly	Illustration
4	8			26907 1980–04

Pos. Fig.	Antal/Quantity				Artikel nr Part No	Benämning	Description	Sats Kit	B P S R	Anmärkning Notes	
16	–	–	–	–		Beklädnad för bagageutrymme 142, 144	Luggage compartment upholstery 142, 144			SE SIDA 154, 3-B13	1260 1280 1300 1320
	–	–	–	–		Beklädnad för bagageutrymme 145	Luggage compartment upholstery 145			SE SIDA 158, 3-B17	1340 1360 1380 1400
	–	–	–	–		Detaljer lastutrymme 145 HT HV, 145 NT VARU HV CH –210049	Components,cargo space 145 HT HV, 145 NT VARU HV CH –210049			SE SIDA 164, 3-B23	1420 1440 [illegible] 1500
	–	–	–	–		Detaljer lastutrymme 145 NT VARU HV CH 210050–	Components,cargo space 145 NT VARU HV CH 210050–			SE SIDA 166, 3-C01	1520 1540 1560 [illegible]
	–	–	–	–		Detaljer lastutrymme 145 SV	Components,cargo space 145 SV			SE SIDA 168, 3-C03	[illegible] 1620 1640
17	–	–	–	–		Takräcke 145 HT	Roof rack 145 HT			SE SIDA 170, 3-C05	1660 1680 1700
18	–	–	–	–		Innerklädsel, sammanställning	Upholstery, assembly			SE SIDA 172, 3-C07	1720 1740 1760
19	–	–	–	–		Framstolar, De Luxe, Grand Luxe	Front seats, De Luxe Grand Luxe			SE SIDA 336, 3-J03	1780 1800 1820 1840
	–	–	–	–		Framstolar BAS, 145 HT, 145 NT VARU	Front seats BAS, 145 HT 145 NT VARU			SE SIDA 346, 3-J13	1860 1880 1900 1920
20	–	–	–	–		Baksäte 142, 144	Rear seat 142, 144			SE SIDA 352, 3-J19	1940 1960
	–	–	–	–		Baksäte 145	Rear seat 145			SE SIDA 356, 3-J23	1980 [illegible]
21	–	–	–	–		Tätningspluggar	Seal plugs			SE SIDA 364, 3-K07	[illegible] 2040
22	–	–	–	–		FÄRG, FÄRGKOD	ENAMEL, COLOUR CODE.				2060
	–	–	–	–		.42, 46, 96, 105	.42, 46, 96, 105			SE SIDA 366, 3-K09	2080
	–	–	–	–		.107, 108, 109, 110	.107, 108, 109, 110			SE SIDA 368, 3-K11	2100
	–	–	–	–		.111, 112, 113, 114	.111, 112, 113, 114			SE SIDA 370, 3-K13	[illegible]
	–	–	–	–		.116–1, 117–1	.116–1, 117–1			SE SIDA 372, 3-K15	[illegible]

0025

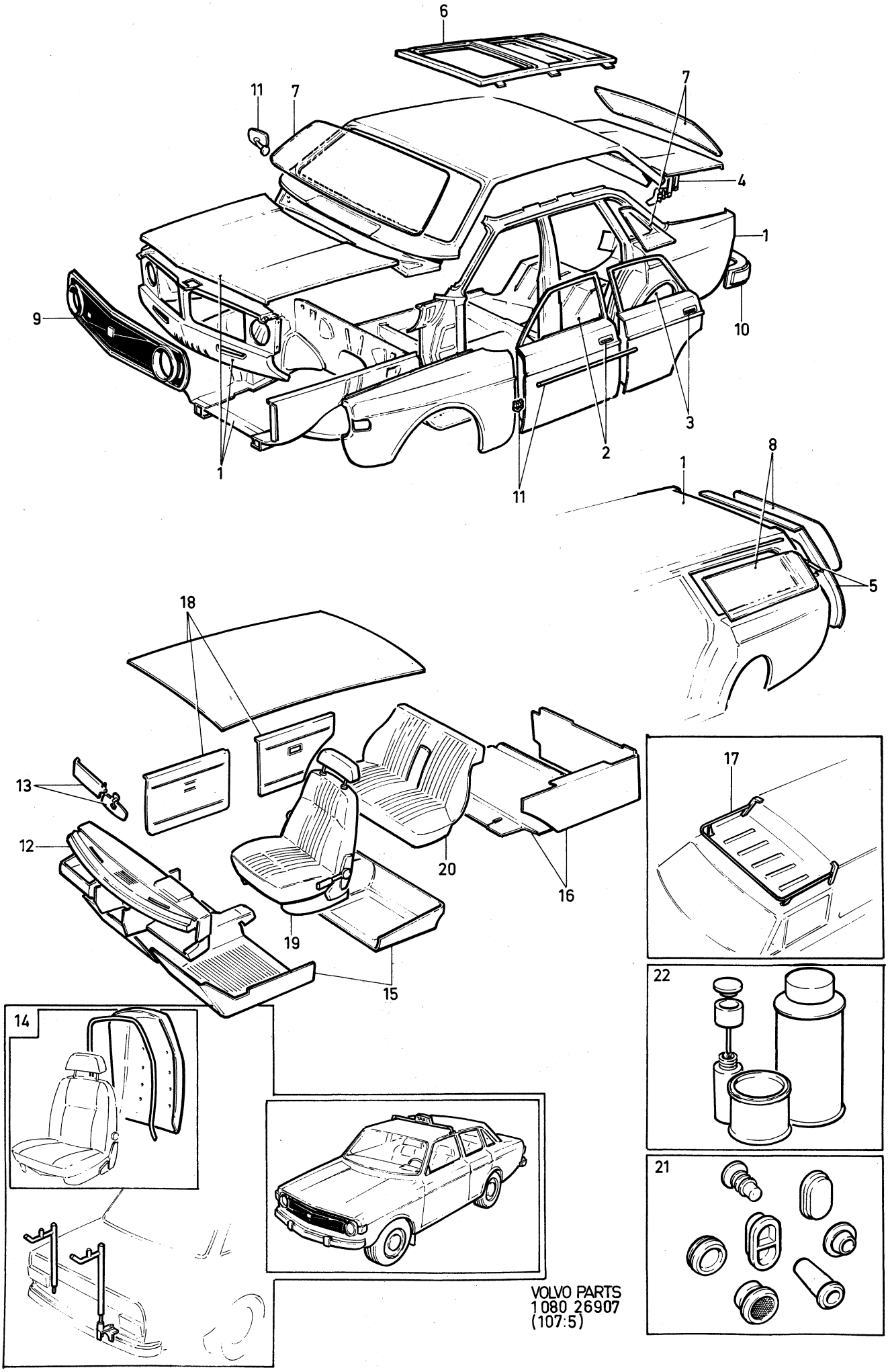
6
11
7
7
4
1
9
10
3
2
1
11
1
8
5
18
13
12
20
16
17
19
15
14
22
21
VOLVO PARTS
1080 26907
(107:5)

Sida Page	Grupp Group	Karosseristomme / Sammanställning	Body shell / Assembly	Illustration	0050
6	8			10355 1980–04	

Pos. Fig.	Antal/Quantity				Artikel nr Part No	Benämning	Description	Sats Kit	B P S R	Anmärkning Notes	
1	1	–	–	–	1203586-1	Kaross	Body		8	21) 142 UTL	1010
	1	–	–	–	1203587-9	Kaross	Body		8	21) 142 MTL	1020
2	1	–	–	–	1203588-7	Kaross	Body		8	21) 144 UTL	1030
	1	–	–	–	1203589-5	Kaross	Body		8	21) 144 MTL	1031
3	1	–	–	–	1203590-3	Kaross	Body		8	21) 145 NT	1040
4	1	–	–	–		Kaross	Body		8	21) 145 HT HV	1050
	1	–	–	–		Kaross	Body		8	21) 145 HT SV	1060
5	–	–	–	–		.Framskärmar	.Front mudguards			SE SIDA 8, 2-H01	1070
6	–	–	–	–		.Framstycke, motorhuv	.Front section, bonnet			SE SIDA 10, 2-H03	1080
7	–	–	–	–		.Golvparti	.Floor section			SE SIDA 14, 2-H07	1090
8	–	–	–	–		.Karossidor, 142	.Body sides, 142			SE SIDA 22, 2-H15	1100
9	–	–	–	–		.Karossidor, 144	.Body sides, 144			SE SIDA 26, 2-H19	[illegible]
10	–	–	–	–		.Karossidor, 145	.Body sides, 145			SE SIDA 30, 2-H23	1120
11	–	–	–	–		.Takparti, 142, 144	.Roof section, 142 144			SE SIDA 42, 2-I11	1130
12	–	–	–	–		.Takparti, 145 nt	.Roof section, 145 nt			SE SIDA 44, 2-I13	1140
13	–	–	–	–		.Takparti, 145 ht	.Roof section, 145 ht			SE SIDA 46, 2-I15	1150
14	–	–	–	–		.Dörrar	.Doors			SE SIDA 48, 2-I17	1160
15	–	–	–	–		.Baklucka, 142, 144	.Luggage compartment lid, 142, 144			SE SIDA 52, 2-I21	1180
16	–	–	–	–		.Baklucka, 145	.Tail gate, 145			SE SIDA 52, 2-I21	1190

21. Lagerföres endast i senaste produktionsutförandet. Only latest production model stocked. Seul le dernier modède de production existe en stock. Nur in neuester Produktionsausführung auf Lager. En nuestros almacenes solamente el modelo de última producción.

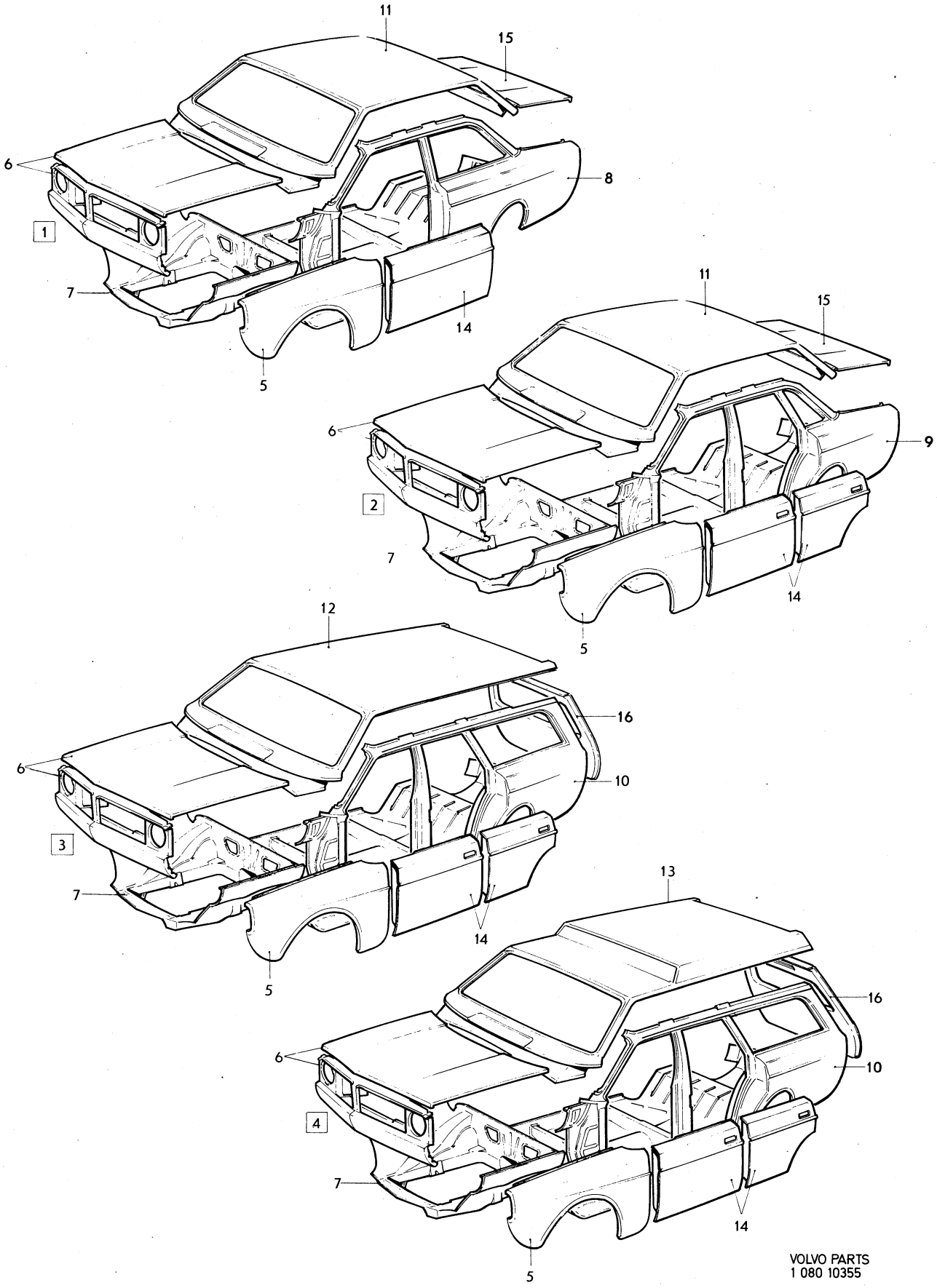

VOLVO PARTS
1 080 10355

Sida Page	Grupp Group	Karosseristomme	Body shell	Illustration	0100
8	8	. Framskärmar	. Front mudguards	11137 1980–04	

	Pos. Fig.	Antal/Quantity				Artikel nr Part No	Benämning	Description	Sats Kit	B P S R	Anmärkning Notes	
	1	1	–	–	–	1211520-0	Framskärm, V	Front mudguard, L				1010
		1	–	–	–	1211521-8	Framskärm, H	Front mudguard, R				1020
	2	1	–	–	–	675352-9	.Förstärkningsplåt, V	.Reinforcing plate, L				1030
		1	–	–	–	675353-7	.Förstärkningsplåt, H	.Reinforcing plate, R				1040
	3	2	–	–	–	676993-9	.Konsol	.Bracket				1050
	4	2	–	–	–	677118-2	.Konsol	.Bracket				1060
	5	8	–	–	–	950032-3	.Skruv	.Screw			TID UTF	1080
	6	8	–	–	–	192287-1	.Bricka	.Washer			TID UTF	1090
		4	–	–	–	945969-4	.Skruv	.Screw			SEN UTF	1095
	7	14	–	–	–	941093-7	Skruv	Bolt	S			1100
	8	11	–	–	–	941962-3	Fjädermutter	Spring nut	S		L 26,2	1110
		3	–	–	–	120408-0	Fjädermutter	Spring nut	S		L 25,8	5
	9	16	–	–	–	192041-2	Bricka	Washer	S			1120
	10	14	–	–	–	955523-6	Skruv	Bolt	S			1130
	11	14	–	–	–	960141-0	Bricka	Washer	S			1140
	11a	2110	–	–	–	679754-2	Kantskyddslist	Edge moulding	S		2 X 1055	1150
x	12	2	–	–	–	1254810-3	Stänkskydd, främre	Mudflap, forward		2	13) (679804)	1160
	13	6	–	–	–	960872-0	Skruv	Screw			13)	0
	14	6	–	–	–	960140-2	Bricka	Washer			13)	1180
	15	2	–	–	–	676996-2	Stag	Stay			13)	1190
	16	2	–	–	–	190364-0	Skruv	Screw			13)	1200
	17	2	–	–	–	960140-2	Bricka	Washer			13)	1210
	18	4	–	–	–	190364-0	Skruv	Screw	S			1211
	19	4	–	–	–	960140-2	Bricka	Washer	S			1212
	20	1	–	–	–	1203270-2	Stänkskydd, bakre, V	Mudflap, rear, L			13) (675937)	1220
		1	–	–	–	1203271-0	Stänkskydd, bakre, H	Mudflap, rear, R			13) (675938)	1230
	21	–	–	–	–		Konsol	Bracket			SE KAROSSIDOR	1240
											SEE BODY SIDES	1241
	22	4	–	–	–	955513-7	Skruv	Bolt			13)	1250
	23	4	–	–	–	955825-5	Mutter	Nut			13)	1260
	24	4	–	–	–	955920-4	Bricka	Washer			13)	1270
	25	4	–	–	–	960140-2	Bricka	Washer			13)	1280
		2	–	–	–	273144-6	Monteringsats, framskärm	Installation kit, front mudguard			13)	1290 1300

13. Ingår ej i komplett kaross. Not included in complete body. Ne fait pas partie de la carrosserie complète.
Gehört nicht zur vollständigen Karosserie. No forma parte de una carrocería completa.

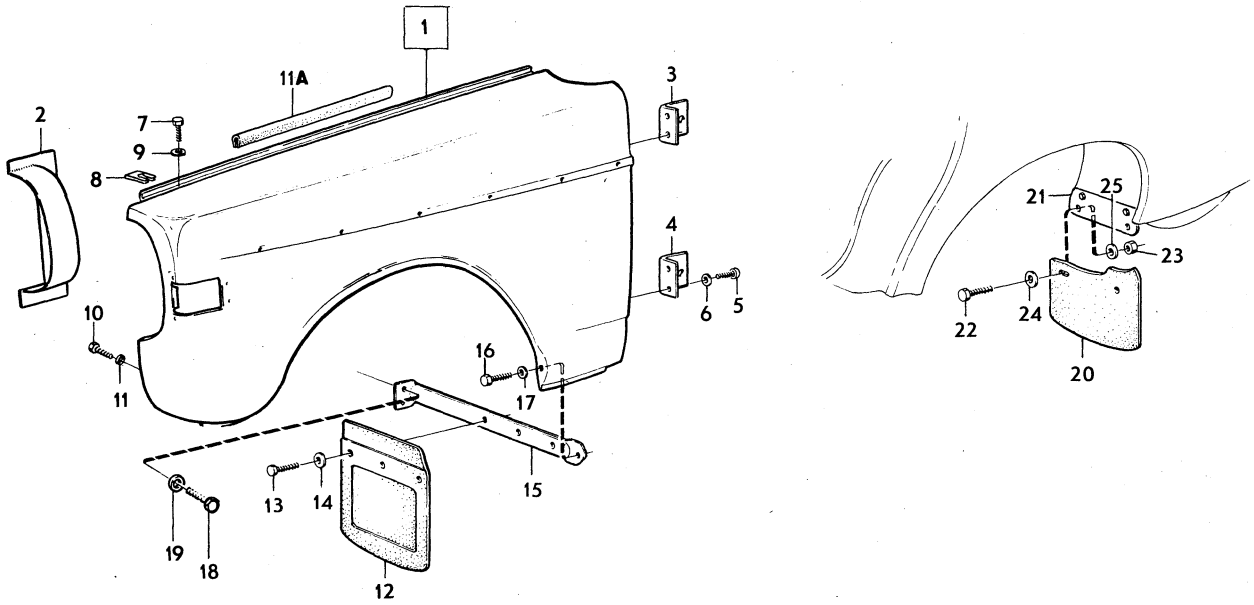

VOLVO PARTS
1 080 11137

Sida Page	Grupp Group	Karosseristomme	Body shell	Illustration	0150
		. Framstycke, motorhuv	. Front section, bonnet	11997	
10	8			1980–04	

	Pos. Fig.	Antal/Quantity				Artikel nr Part No	Benämning	Description	Sats Kit	B P S R	Anmärkning Notes	
	1	1	–	–	–	1211066-4	Framstycke	Front section		8	142 EXCL USA, CAN	1010
											CH –393949.	1011
											144 EXCL USA, CAN	1012
											CH –427999.	1013
											145 EXCL USA, CAN	1014
											CH –210049.	1015
											ERS AV 1 ST 1203105–0,	1020
											1 ST 1203245–4,	1021
											1 ST 1203246–2,	1022
											1 ST 684054–0.	1023
		1	–	–	–	1211066-4	Framstycke	Front section		8	142 USA, CAN	1[illegible]
											CH –393949.	1025
											144 USA, CAN	1026
											CH –427999.	1027
											145 USA, CAN	1028
											CH –210049.	1029
											ERS AV 1 ST 1203105–0,	1[illegible]
											2 ST 1203157–1,	10[illegible]
											1 ST 684054–0.	1032
		1	–	–	–	1203105-0	Framstycke	Front section			142 CH 393950–	1033
											144 CH 428000–	1034
											145 CH 210050–	1035
	2	1	–	–	–	1203091-2	.Täckplåt	.Escutcheon plate			(686888)	1036
	3	7	–	–	–	190364-0	.Skruv	.Bolt				1037
x	3a	4	–	–	–	1255989-4	.Fjädermutter	.Spring nut		2	(946418)	1038
	4	7	–	–	–	960140-2	.Bricka	.Washer				1040
	5	2	–	–	–	679921-7	.Platta	.Plate				1050
	5a	4	–	–	–	1213137-1	.Konsol	.Bracket				1051
	5b	1	–	–	–	685768-4	.Frontplåt	.Front plate			22) 142 CH –393949	1052
											144 CH –427999	1053
											145 CH –210049	1054
		1	–	–	–	1203223-1	.Frontplåt	.Front plate			142 CH 393950–	1055
											144 CH 428000–	1056
											145 CH 210050–	1057
	6	8	–	–	–	941093-7	Skruv	Bolt	S			1060
	7	2	–	–	–	941961-5	Fjädermutter	Spring nut	S			1070
	8	6	–	–	–	941962-3	Fjädermutter	Spring nut	S			1080
	9	8	–	–	–	192041-2	Bricka	Washer	S			1[illegible]
	10	1	–	–	–	686995-2	Motorhuv	Bonnet				11[illegible]
	11	1	–	–	–	675657-1	Gångjärn, V	Hinge, L				1110
		1	–	–	–	675658-9	Gångjärn, H	Hinge, R				1120
	12	4	–	–	–	955534-3	Skruv	Bolt				1130
	13	4	–	–	–	64469-0	Bricka	Washer				1140
	14	4	–	–	–	940108-4	Fjäderbricka	Spring washer				1[illegible]
	15	6	–	–	–	955523-6	Skruv	Bolt				11[illegible]
	16	6	–	–	–	960141-0	Bricka	Washer				1170
	17	6	–	–	–	955921-2	Fjäderbricka	Spring washer				1180
	18	2	–	–	–	676238-9	Fjäder	Spring				1190
	19	2	–	–	–	678446-6	Buffert	Cushion			13)	1200
	20	2	–	–	–	678446-6	Buffert	Cushion	S		13)	1210
	21	2	–	–	–	681529-4	Konsol	Bracket	S			1220
	22	2	–	–	–	941093-7	Skruv	Screw	S			1230
	23	2	–	–	–	941962-3	Fjädermutter	Nut	S			1240
x	24	1	–	–	–	1202939-3	Tätningslist	Seal moulding		2	13)	1250
	25	1	–	–	–	1213454-0	Huvlås, överdel	Bonnet lock, upper section			13) (682698)	1260 1270
	26	1	–	–	–	682792-7	.Styrtapp	.Guide				1280

13. Ingår ej i komplett kaross. Not included in complete body. Ne fait pas partie de la carrosserie complète. Gehört nicht zur vollständigen Karosserie. No forma parte de una carrocería completa.
22. EXCL USA, CAN, ERS AV 1 ST 1203223–1, 1 ST 1203245–4, 1 ST 1203246–2. USA, CAN, ERS AV 1 ST 1203223–1, 2 ST 1203157–1.

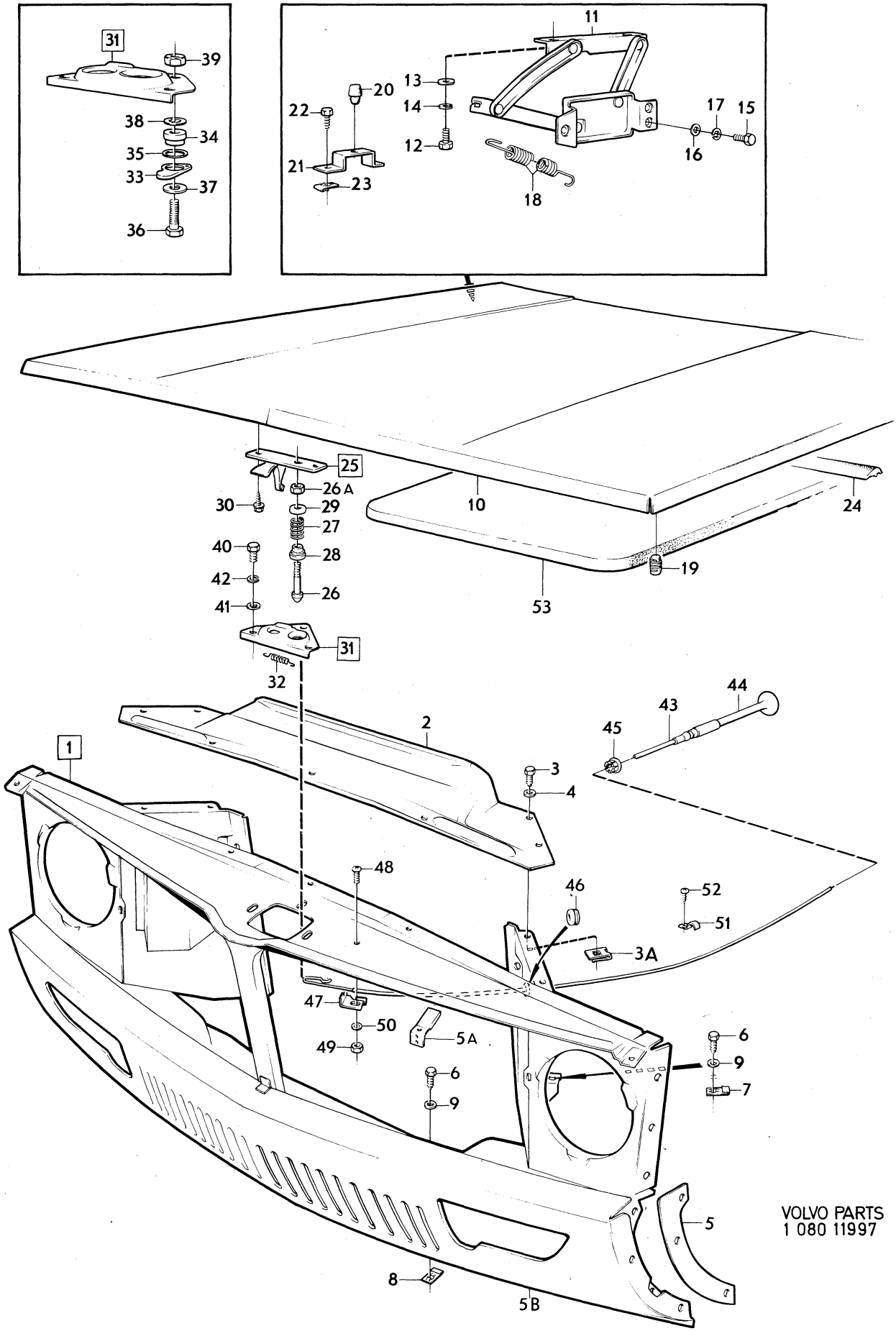

VOLVO PARTS
1 080 11997

Sida Page	Grupp Group	Karosseristomme	Body shell	Illustration	0150
12	8	. Framstycke, motorhuv	. Front section, bonnet	11997 1980–04	

	Pos. Fig.	Antal/Quantity				Artikel nr Part No	Benämning	Description	Sats Kit	B P S R	Anmärkning Notes	
		1	–	–	–	681523-7	.Mutter	.Nut				1290
	27	1	–	–	–	681522-9	.Fjäder	.Spring				1300
	28	1	–	–	–	681521-1	.Anslagshylsa	.Stop sleeve				1310
	29	1	–	–	–	676392-4	.Bricka	.Washer				1320
	30	2	–	–	–	942402-9	Skruv	Screw			13)	1330
x	31	1	–	–	–	1202665-4	Huvlås, underdel	Bonnet lock, lower section		2	13) (681927)	2010 2020
	32	1	–	–	–	676405-4	.Fjäder	.Spring				2030
	33	1	–	–	–	685872-4	Hävarm	Lever			13) HST	2040
	34	1	–	–	–	685873-2	Distansbricka	Spacer washer			13) HST	2050
	35	1	–	–	–	120164-9	Fjädrande bricka	Resilient washer			13) HST	20[illegible]
	36	1	–	–	–	955514-5	Skruv	Bolt			13) HST	20[illegible]
	37	1	–	–	–	955893-3	Bricka	Washer			13) HST	2080
	38	1	–	–	–	940155-5	Låsbricka	Lock washer			13) HST	2090
	39	1	–	–	–	955825-5	Mutter	Nut			13) HST	2100
	40	3	–	–	–	955512-9	Skruv	Screw			13) VST	2110
		2	–	–	–	955512-9	Skruv	Screw			13) HST	21[illegible]
	41	3	–	–	–	192041-2	Bricka	Washer			13)	21[illegible]
	42	3	–	–	–	955920-4	Fjäderbricka	Spring washer	S		13)	2140
	43	1	–	–	–	1211513-5	Huvreglage	Bonnet link			13)	2150
	44	1	–	–	–	1202772-8	.Dragstång	.Pull rod		3	(1211461)	2160
x	45	1	–	–	–	1203997-0	Clips	Clip		3	13) (1211690)	2170
x	46	1	–	–	–	941266-9	Gummibussning	Rubber bushing			13) (941262)	2180
	47	1	–	–	–	682040-1	Klammer	Clamp	S		13)	2190
	48	1	–	–	–	950020-8	Skruv	Screw	S		13)	2200
	49	1	–	–	–	940092-0	Mutter	Nut	S		13)	2210
	50	1	–	–	–	955946-9	Låsbricka	Lock washer	S		13)	2220
	51	1	–	–	–	951188-2	Klammer	Clamp			13) HST	2230
	52	1	–	–	–	955137-5	Skruv	Screw			13) HST	2240
	53	1	–	–	–	687982-9	Isoleringsmatta, V	Insulating matting, L			13) SWITZERLAND, UNITED KINGDOM	2250 2251
		1	–	–	–	687983-7	Isoleringsmatta, H	Insulating matting, R			13) SWITZERLAND, UNITED KINGDOM	2260 2261
		1	–	–	–	273138-8	Monteringsats för framstycke	Front section installation kit			13)	2270 2280

13. Ingår ej i komplett kaross. Not included in complete body. Ne fait pas partie de la carrosserie complète.
Gehört nicht zur vollständigen Karosserie. No forma parte de una carrocería completa.

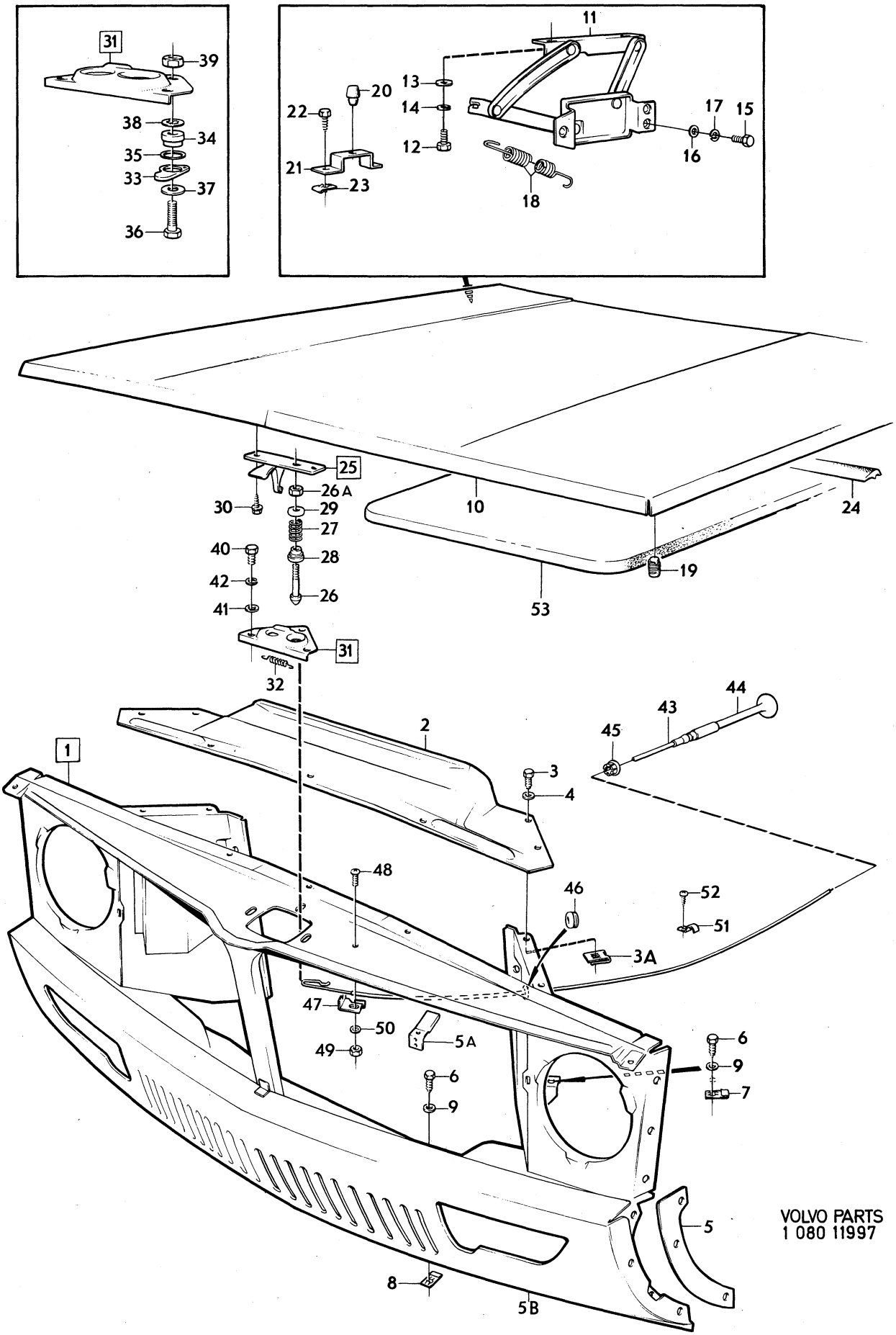

VOLVO PARTS
1 080 11997

Sida Page	Grupp Group	Karosseristomme	Body shell	Illustration	0200
		. Golvparti 142 CH –393949	. Floor section 142 CH –393949	11141	
14	8	.144 CH –427999 145 CH –210049	.144 CH –427999 145 CH –210049	1980–04	

Pos. Fig.	Antal/Quantity				Artikel nr Part No	Benämning	Description	Sats Kit	B P S R	Anmärkning Notes	
1	1	–	–	–	1211323-9	Mellanbräda	Firewall				1010
2	1	–	–	–		Konsol, gasreglage	Bracket, throttle linkage			SE GRUPP 2 D	1020
3	1	–	–	–	1211107-6	Lucka, V	Escutcheon plate, L			VST	1030
	1	–	–	–	1211109-2	Lucka, V	Escutcheon plate, L			HST	1040
	1	–	–	–	1211108-4	Lucka, H	Escutcheon plate, R			VST	1050
	1	–	–	–	1211110-0	Lucka, H	Escutcheon plate, R			HST	1060
4	8	–	–	–	942402-9	Skruv	Screw				1069
	2	–	–	–	950058-8	Skruv	Screw				1070
5	4	–	–	–	955826-3	Mutter	Nut			VST	1071
	2	–	–	–	955826-3	Mutter	Nut			HST	1072
6	1	–	–	–	675002-0	Sidobalk, V	Side member, L			(1213974)	
7	1	–	–	–	675003-8	Sidobalk, H	Side member, R			(1213975)	1090
8	1	–	–	–	675006-1	Hjulhus, främre, V	Wheel housing, forward, L				1100 1110
9	1	–	–	–	675007-9	Hjulhus, främre, H	Wheel housing, forward, R				1120 1130
10	1	–	–	–	1211324-7	Knutplåt, V	Tie plate, L				
	1	–	–	–	1211073-0	Knutplåt, H	Tie plate, R				1150
11	2	–	–	–	677067-1	Domkraftfäste	Jack pad				1180
12	2	–	–	–	685661-1	Balk	Member				1190
13	1	–	–	–	687167-7	Tvärbalk, främre del	Cross member, forward section				1200 1210
14	1	–	–	–	687250-1	Tvärbalk, bakre del	Cross member, rear section				1220 1230
15	1	–	–	–	681450-3	Batterihylla	Battery shelf				1240
x 16	1	–	–	–	1254596-8	Golv, främre	Floor, forward		5	(680423)	1250
	1	–	–	–		Kåpa	Casing		8		1260
17	1	–	–	–	685987-0	.Kåpa	.Casing				1270
18	1	–	–	–	688469-6	.Förstärkning	.Reinforcement				1280
19	1	–	–	–	685922-7	Förstärkning, V	Reinforcement, L				1290
	1	–	–	–	685665-2	Förstärkning, H	Reinforcement, R				1300
20	1	–	–	–	686974-7	Fotstöd	Foot rest				1310
21	2	–	–	–	955138-3	Skruv	Screw				1320
22	2	–	–	–	940090-4	Bricka	Washer				1330
23	1	–	–	–	676154-8	Golv, bakre	Floor, rear				1340
24	1	–	–	–	675848-6	.Reservhjulsbalja, inre, V	.Spare wheel container, inner, L				1350 1360
	1	–	–	–	675849-4	.Reservhjulsbalja, inre, H	.Spare wheel container, inner, R				1 1380
25	1	–	–	–	1213978-8	.Remfäste	.Strap anchorage			(687170)	1390
26	1	–	–	–	675949-2	.Förstärkning, bakre stötfångare, V	.Reinforcement, rear damper, L				1400 1410
27	1	–	–	–	675950-0	.Förstärkning, bakre stötfångare, H	.Reinforcement, rear damper, R				1420 1
28	1	–	–	–	676027-6	Hållare, ljuddämpare–upphängning	Retainer, silencer–mountings				1440 1450
29	1	–	–	–	677129-9	Sitsresare, V	Seat support, L				1460
30	1	–	–	–	677130-7	Sitsresare, H	Seat support, R				1470
31	1	–	–	–		Sitsresare, mitt	Seat support, centre		8		1480
32	1	–	–	–	682274-6	Stag	Stay				1490
33	1	–	–	–	688024-9	Sidobalk, V	Side member, L				2010
34	1	–	–	–	688025-6	Sidobalk, H	Side member, R				2020
35	2	–	–	–		.Stötdämparfäste med svetsmutter	.Anchorage, shock absorber, with weld nut		8	TID UTF	2030 2031
	1	–	–	–	1211482-3	.Stötdämparfäste med hylsa, V	.Anchorage, shock absorber, with sleeve, L			SEN UTF	2032 2033
	1	–	–	–	1211483-1	.Stötdämparfäste med hylsa, H	.Anchorage, shock absorber, with sleeve, R			SEN UTF	2034 2035
	–	–	–	–		.	.Shock absorber				2040
x 36	1	–	–	–	1202098-8	Torsionslåda, V	Torsion box, L		5	(675982)	2050
x 37	1	–	–	–	1202099-6	Torsionslåda, H	Torsion box, R		5	(675983)	2060
38	1	–	–	–	678072-0	.Domkraftfäste, V	.Jack pad, L				2070
39	1	–	–	–	678073-8	.Domkraftfäste, H	.Jack pad, R				2080

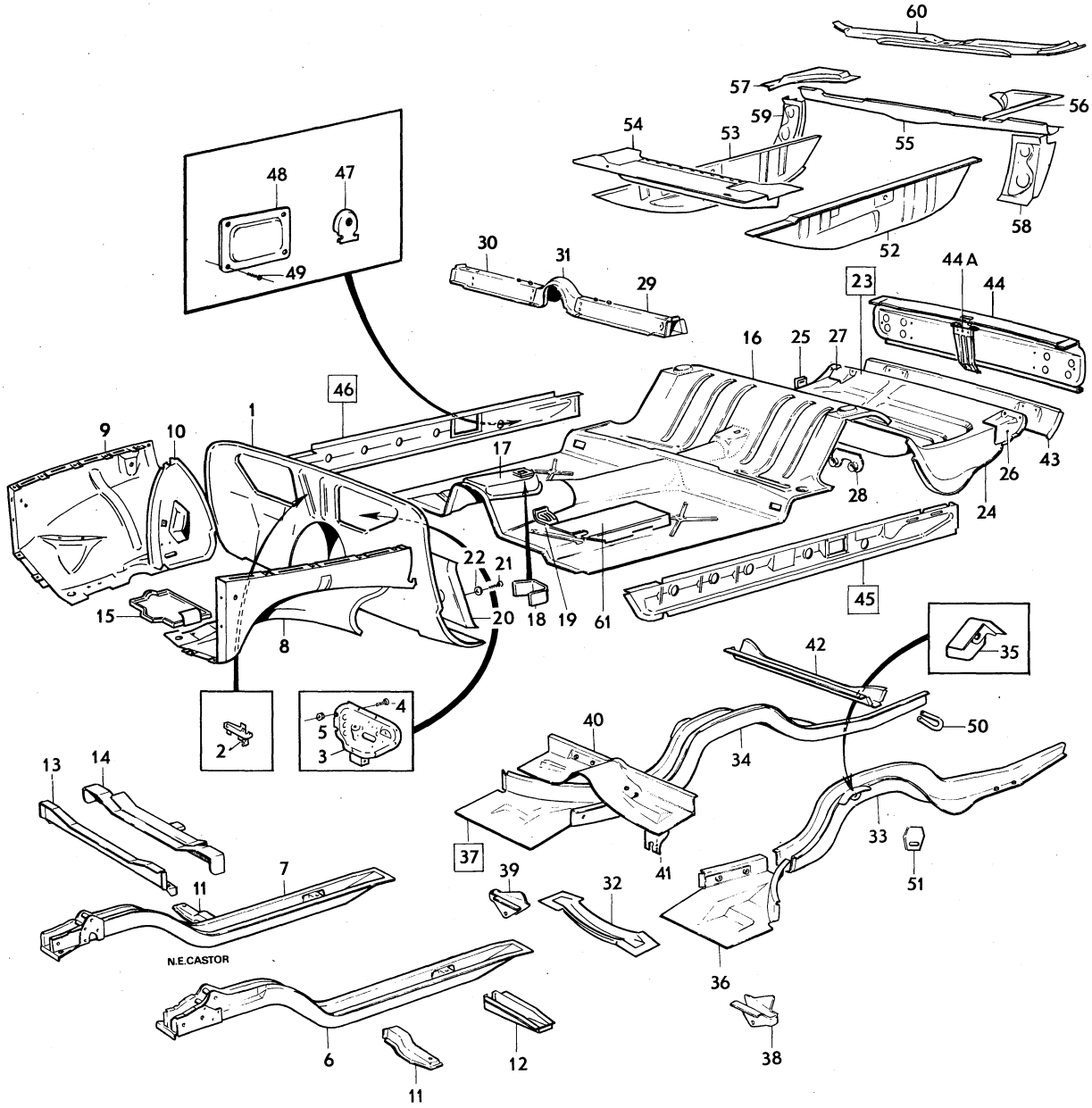

VOLVO PARTS
1080 11141

Sida Page	Grupp Group	Karosseristomme	Body shell	Illustration	0200
		. Golvparti 142 CH –393949	. Floor section 142 CH –393949	11141	
16	8	.144 CH –427999 145 CH –210049	.144 CH –427999 145 CH –210049	1980–04	

	Pos. Fig.	Antal/Quantity				Artikel nr Part No	Benämning	Description	Sats Kit	B P S R	Anmärkning Notes	
x	40	1	–	–	–	1201820-6	Tvärbalk	Cross member		3	(675010)	2090
	41	2	–	–	–	686357-5	.Konsol för handbromswire	.Bracket for handbrake cable				2100 2110
	42	1	–	–	–	675017-8	Tvärbalk	Cross member				2120
	43	1	–	–	–	675458-4	Bakstycke, undre	Rear section, lower				2130
x	44	1	–	–	–	1247961-4	Bakstycke, övre	Rear section, upper		2	(688354)	2140
x	44a	1	–	–	–	1202092-1	Stag	Stay		3	(1211831)	2145
x	45	1	–	–	–	1201960-0	Bottensvällare,inre, V	Bottom rail, inner L		3	(680245)	2150
x	46	1	–	–	–	1201961-8	Bottensvälla	Bottom rail, inner, R		3	(680246)	2160
	47	2	–	–	–	685634-8	.Mutterplatta	.Nut plate			(679993)	2170
	48	2	–	–	–	687727-8	Täckplåt	Cover plate				2[illegible]
	49	4	–	–	–	942624-8	Skruv	Screw				2190
	50	1	–	–	–	679264-2	Bogserögla	Tow hitch				2200
	51	2	–	–	–	679824-3	Bogserögla	Tow hitch				2210
	52	1	–	–	–	681122-8	Sidoplåt, V	Side plating, L			145	2220
	53	1	–	–	–	676981-4	Sidoplåt, H	Side plating, R			145	2230
	54	1	–	–	–	678697-4	Balk, främre	Member, forward			145	22[illegible]
	55	1	–	–	–	676869-1	Balk, bakre	Member, rear			145	2250
	56	1	–	–	–	676982-2	Knutplåt, V	Tie plate, L			145	2260
	57	1	–	–	–	676983-0	Knutplåt, H	Tie plate, R			145	2270
	58	1	–	–	–	676874-1	Konsol, V	Bracket, L			145	2280
	59	1	–	–	–	676875-8	Konsol, H	Bracket, R			145	2290
	60	1	–	–	–	677511-8	Tvärbalk	Cross member			145	2300
x	61	1	–	–	–	1202107-7	Täckplåt, främre, V	Escutcheon plate, forward, L		4	(683890)	2310 2320
x		1	–	–	–	1202108-5	Täckplåt, främre, H	Escutcheon plate, forward, R		4	(683891)	2330 2340
		1	–	–	–	685571-2	Täckplåt, bakre, V	Escutcheon plate, rear, L			142, 144, 145 HV	2350
		1	–	–	–	685572-0	Täckplåt, bakre, H	Escutcheon plate, rear, R			142, 144, 145 HV	2360

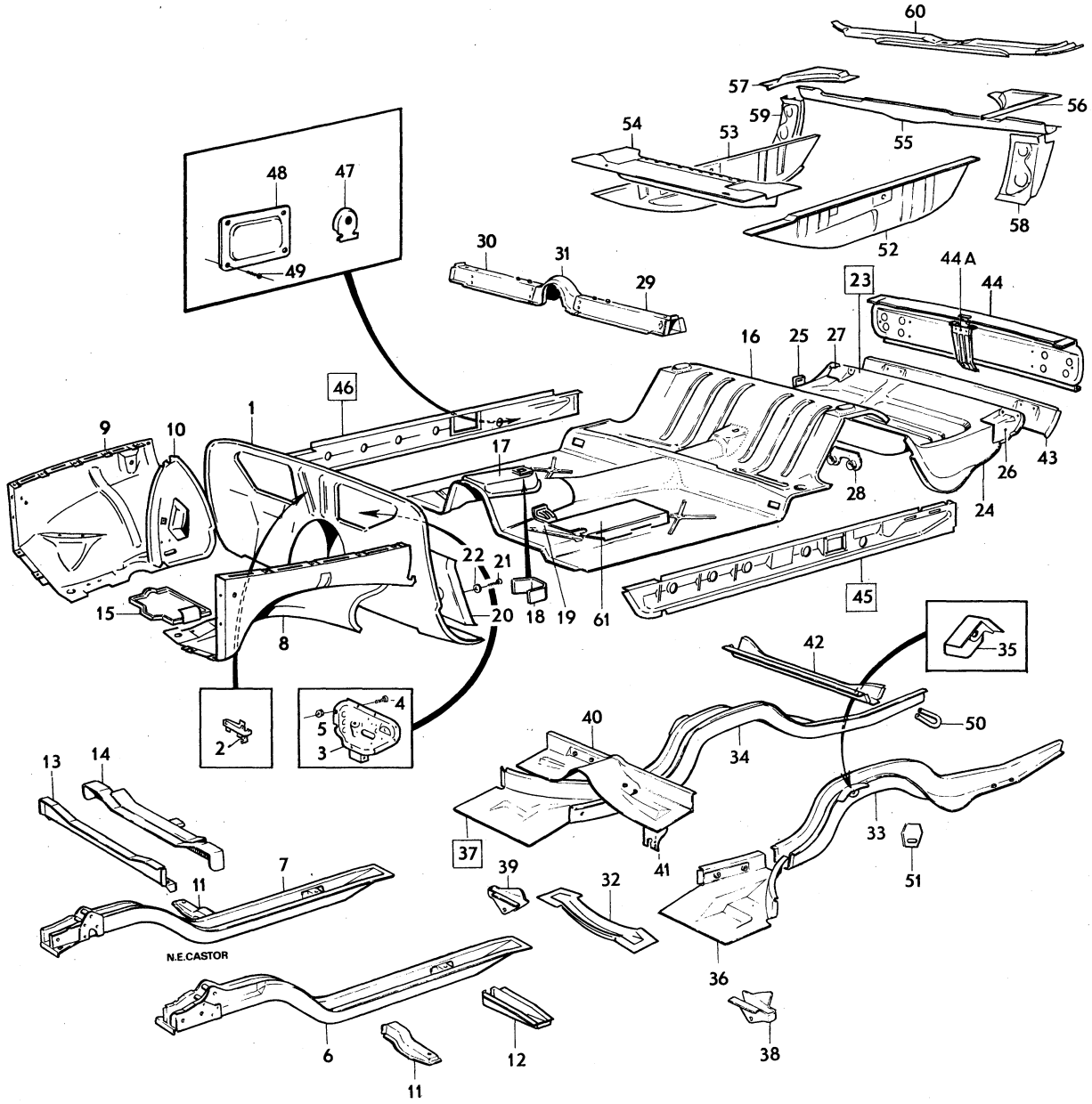

VOLVO PARTS
1080 11141

Sida Page	Grupp Group	Karosseristomme	Body shell	Illustration	0250
		. Golvparti 142 CH 393950–	. Floor section 142 CH 393950–	11996	
18	8	.144 CH 428000– 145 CH 210050–	.144 CH 428000– 145 CH 210050–	1980–04	

	Pos. Fig.	Antal/Quantity				Artikel nr Part No	Benämning	Description	Sats Kit	B P S R	Anmärkning Notes	
	1	1	–	–	–	1211323-9	Mellanbräda	Firewall				1010
	2	–	–	–	–		Konsol, gasreglage	Bracket, throttle linkage			SE GRUPP 2D	1020
	3	1	–	–	–	1211107-6	Lucka, V	Escutcheon plate, L			VST	1030
		1	–	–	–	1211109-2	Lucka, V	Escutcheon plate, L			HST	1040
		1	–	–	–	1211108-4	Lucka, H	Escutcheon plate, R			VST	1050
		1	–	–	–	1211110-0	Lucka, H	Escutcheon plate, R			HST	1060
	4	8	–	–	–	942624-8	Skruv	Screw				1070
		2	–	–	–	950058-8	Skruv	Screw				1080
	5	4	–	–	–	955826-3	Mutter	Nut			VST	1090
		2	–	–	–	955826-3	Mutter	Nut			HST	1100
	6	1	–	–	–	675002-0	Sidobalk, V	Side member, L			(1213974)	1110
	7	1	–	–	–	675003-8	Sidobalk, H	Side member, R			(1213975)	
	8	1	–	–	–	675006-1	Hjulhus, främre, V	Wheel housing, forward, L				1130 1140
	9	1	–	–	–	675007-9	Hjulhus, främre, H	Wheel housing, forward, R				1150 1160
	10	1	–	–	–	1211324-7	Knutplåt, V	Tie plate, L				1170
		1	–	–	–	1211073-0	Knutplåt, H	Tie plate, R				1
	11	2	–	–	–	677067-1	Domkraftfäste	Jack pad				1190
	12	2	–	–	–	685661-1	Balk	Member				1200
	13	1	–	–	–	687167-7	Tvärbalk, främre del	Cross member, forward section				1210 1220
	14	1	–	–	–	687250-1	Tvärbalk, bakre del	Cross member, rear section				1230 1240
	15	1	–	–	–	681450-3	Batterihylla	Battery shelf				1250
x	16	1	–	–	–	1254596-8	Golv, främre	Floor, forward		5	(680423)	1260
	17	2	–	–	–	1203988-9	Fästbygel	Anchorage brace		3	(1221097) 145 HV	1280
		1	–	–	–		Kåpa, kmpl	Casing, cpl		8		1290
x	18	1	–	–	–	1255404-4	.Kåpa	.Casing		5	(685987)	1300
	19	1	–	–	–	688469-6	.Förstärkning	.Reinforcement				1310
	20	1	–	–	–	685922-7	Förstärkning, V	Reinforcement, L				1320
		1	–	–	–	685665-2	Förstärkning, H	Reinforcement, R				1330
	21	1	–	–	–	686974-7	Fotstöd	Foot rest			13)	1340
	22	2	–	–	–	955127-6	Skruv	Screw			13)	1350
	23	2	–	–	–	940090-4	Bricka	Washer			13)	1360
x	24	1	–	–	–	1254351-8	Golv, bakre	Floor, rear		4	(1211240)	1370
x	25	1	–	–	–	1254249-4	.Reservhjulsbalja, inre, V	.Spare wheel container inner, L		4	(1213096)	1380 1390
x		1	–	–	–	1254250-2	.Reservhjulsbalja, inre, H	.Spare wheel container inner, R		4	(1203097)	1 14
	26	1	–	–	–	1213978-8	.Remfäste	.Strap ancorage				1420
	27	1	–	–	–	1213667-7	Täckplåt, bakre golv	Cover plate, rear floor			142 CH –443792, 144 CH –496887, 145 CH –253220, ERS AV 1 ST 1203996–2, 1 ST 1215869–7	1425 1426 1430 1 1432
		1	–	–	–	1203996-2	Täckplåt, bakre golv	Cover plate, rear floor		4	142 CH 443793– 144 CH 496888– 145 CH 253221–	1433 1434 1435
	28	2	–	–	–	955137-5	Skruv	Screw				1440
	29	1	–	–	–	1213819-4	Tätningsbricka	Cover washer				1450
	30	2	–	–	–	1211880-8	Tätningsbricka	Cover washer				1460
	31	1	–	–	–	677129-9	Sitsresare, V	Seat support, L				1470
	32	1	–	–	–	677130-7	Sitsresare, H	Seat support, R				1480
	33	1	–	–	–		Sitsresare, mitt	Seat support, centre		8		1490
	34	1	–	–	–	682274-6	Stag	Stay				1500
x	35	1	–	–	–	1255049-7	Sidobalk, V	Side member, L		4	(1203227)	2010
x	36	1	–	–	–	1255050-5	Sidobalk, H	Side member, R		4	(1203228)	2020
x	37	1	–	–	–	1202098-8	Torsionslåda, V	Torsion box, L		5	(675982)	2030

13. Ingår ej i komplett kaross. Not included in complete body. Ne fait pas partie de la carrosserie complète.
Gehört nicht zur vollständigen Karosserie. No forma parte de una carrocería completa.

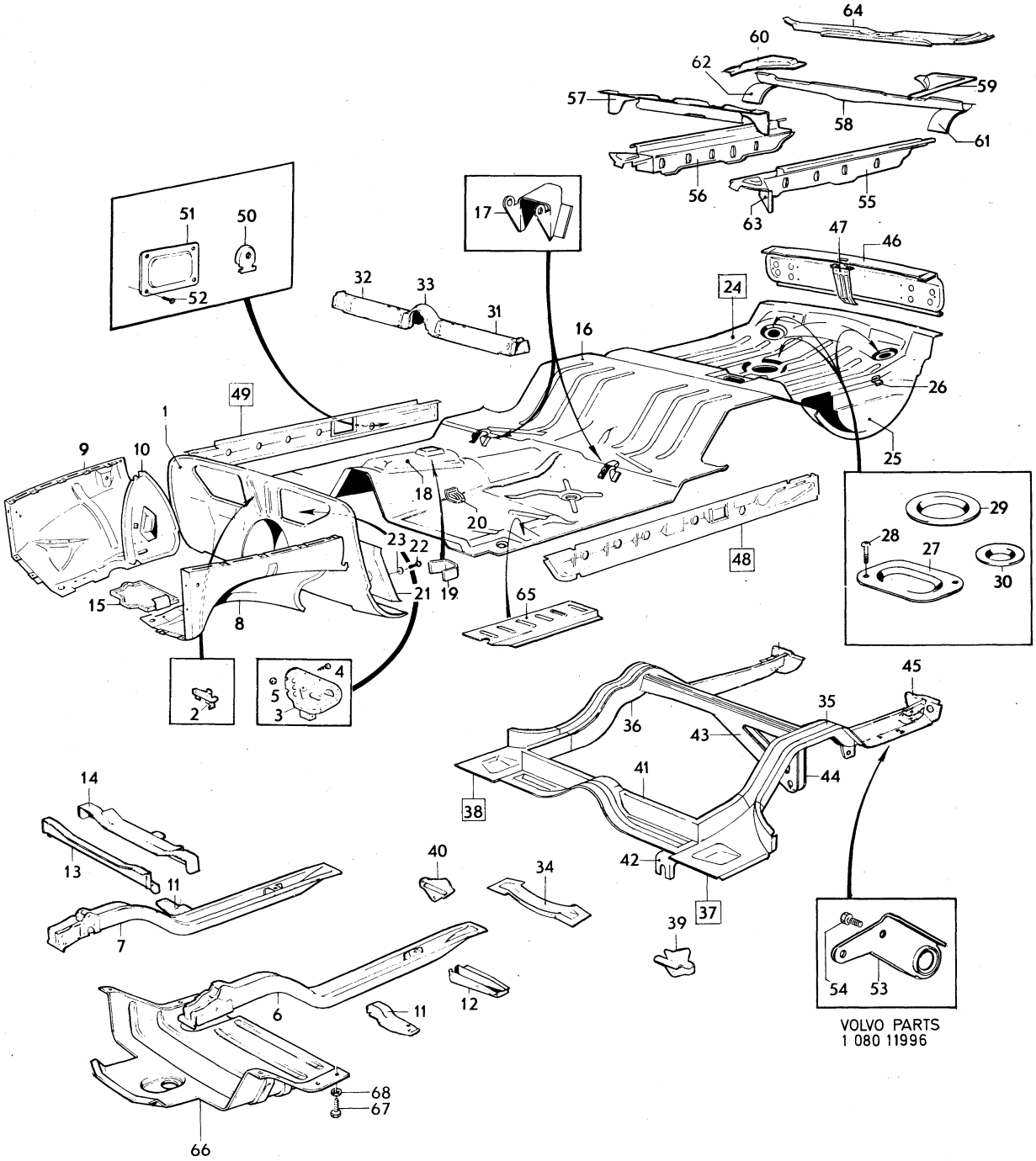

VOLVO PARTS
1 080 11996

Sida Page	Grupp Group	Karosseristomme	Body shell	Illustration	0250
		. Golvparti 142 CH 393950–	. Floor section 142 CH 393950–	11996	
20	8	.144 CH 428000– 145 CH 210050–	.144 CH 428000– 145 CH 210050–	1980–04	

	Pos. Fig.	Antal/Quantity				Artikel nr Part No	Benämning	Description	Sats Kit	B P S R	Anmärkning Notes	
x	38	1	–	–	–	1202099-6	Torsionslåda, H	Torsion box, R		5	(675983)	2040
	39	1	–	–	–	678072-0	.Domkraftfäste, V	.Jack pad, L				2050
	40	1	–	–	–	678073-8	.Domkraftfäste, H	.Jack pad, R				2060
x	41	1	–	–	–	1201820-6	Tvärbalk	Cross member		3	(675010)	2070
	42	2	–	–	–	686357-5	.Konsol för handbromswire	.Bracket for handbrake cable				2080 2090
x		1	–	–	–	1202900-5	Tvärbalk, kmpl	Cross member, cpl		3	(1203191)	2099
	43	1	–	–	–		.Tvärbalk, främre	.Cross member, forward		8		2100
	44	1	–	–	–		.Tvärbalk, bakre	.Cross member, rear		8		2110
	45	1	–	–	–	1213519-0	Fästplatta, V	Anchorage plate, L				2120
		1	–	–	–	1213520-8	Fästplatta, H	Anchorage plate, R				21[illegible]
x	46	1	–	–	–	1202236-4	Bakstycke, övre	Rear section, upper			(688354), (1247961)	21[illegible] 2141
x	47	1	–	–	–	1202092-1	Stag	Stay		3	(1211831)	2150
x	48	1	–	–	–	1201960-0	Bottensvällare, inre, V	Bottom rail, inner, L		3	(680245)	2160
x	49	1	–	–	–	1201961-8	Bottensvällare, inre, H	Bottom rail, inner, R		3	(680246)	2170
	50	2	–	–	–	685634-8	.Mutterplatta	.Nut plate				218[illegible]
	51	2	–	–	–	687727-8	Täckplåt	Cover plate				21[illegible]
	52	4	–	–	–	942402-9	Skruv	Screw				2200
	53	1	–	–	–	1203289-2	Bogserögla	Tow hitch				2210
	54	1	–	–	–	943909-2	Skruv	Screw			TID UTF UNC 3/8	2220
		1	–	–	–	946471-0	Skruv	Screw			SEN UTF M10	2225
x	55	1	–	–	–	1255512-4	Sidoplåt, V	Side plating, L		2	(1213405)	2230
x	56	1	–	–	–	1255514-0	Sidoplåt, H	Side plating, R		2	(1213409)	2240
	57	1	–	–	–	1203046-6	Balk, främre	Member, forward			145	2250
	58	1	–	–	–	676869-1	Balk, bakre	Member, rear			145	2260
	59	1	–	–	–	676982-2	Knutplåt, V	Tie plate, L			145	2270
	60	1	–	–	–	676983-0	Knutplåt, H	Tie plate, R			145	2280
	61	1	–	–	–	1203268-6	Täckplåt, V	Cover plate, L			145	2290
	62	1	–	–	–	1203269-4	Täckplåt, H	Cover plate, R			145	2300
	63	1	–	–	–	1213406-0	Konsol	Bracket			145	2310
	64	1	–	–	–	677511-8	Tvärbalk	Cross member				2320
x	65	1	–	–	–	1202107-7	Täckplåt, främre, V	Escutcheon plate forward, L		4	13) (683890)	2330 2340
x		1	–	–	–	1202108-5	Täckplåt, främre, H	Escutcheon plate forward, R		4	13) (683891)	2350 2360
		1	–	–	–	685571-2	Täckplåt, bakre, V	Escutcheon plate, rear, L			13) 142, 144, 145 HV	2370
		1	–	–	–	685572-0	Täckplåt, bakre, H	Escutcheon plate, rear, R			13) 142, 144, 145 HV	238[illegible]
	66	1	–	–	–	1203301-5	Skärmplåt	Protective plate			SWITZERLAND UNITED KINGDOM	23[illegible] 239[illegible]
	67	13	–	–	–	190703-9	Skruv	Screw		8	SWITZERLAND UNITED KINGDOM	2395 2400
	68	13	–	–	–	955892-5	Bricka	Washer			SWITZERLAND UNITED KINGDOM	2405 241[illegible]

13. Ingår ej i komplett kaross. Not included in complete body. Ne fait pas partie de la carrosserie complète.
Gehört nicht zur vollständigen Karosserie. No forma parte de una carrocería completa.

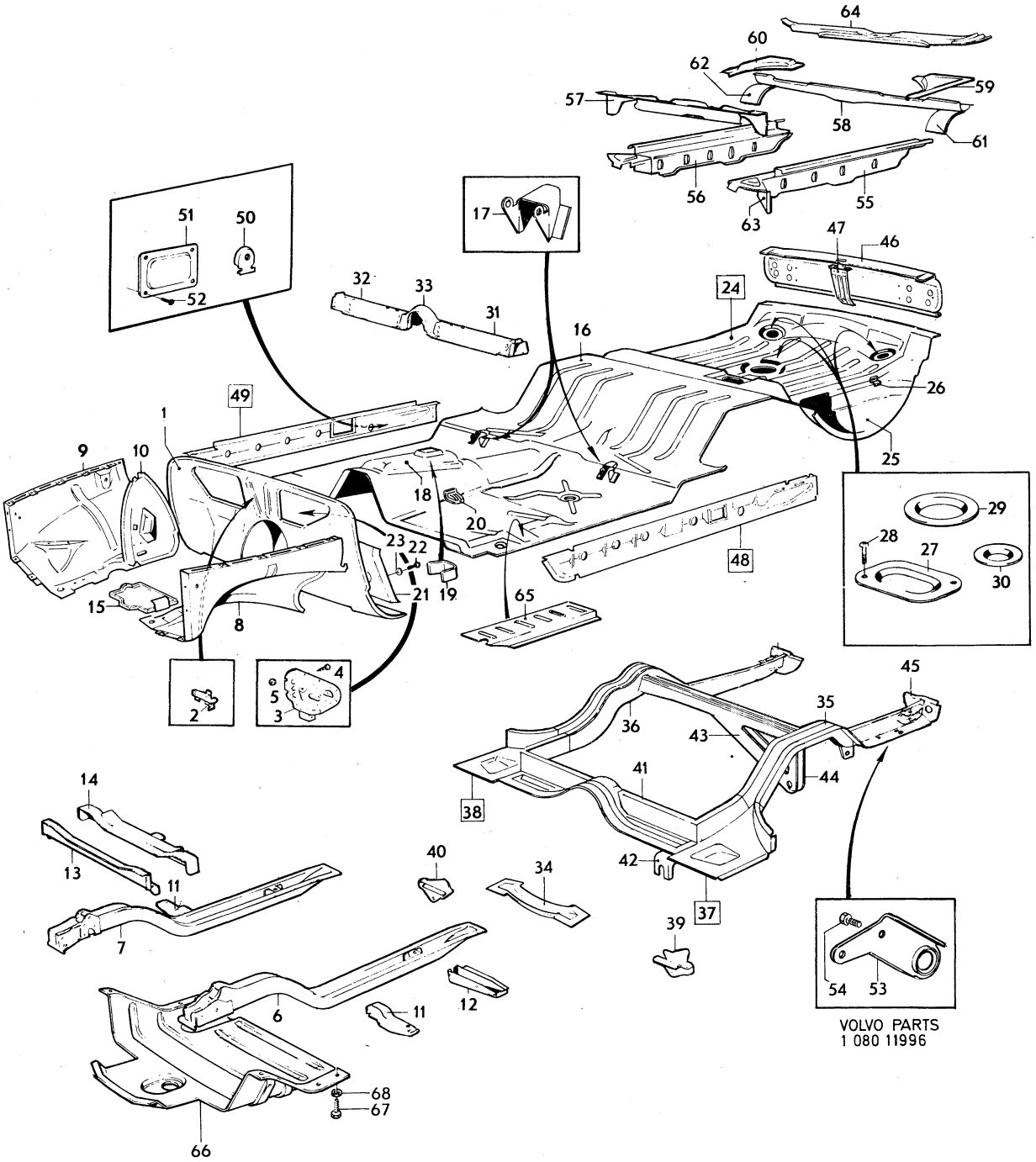

VOLVO PARTS
1 080 11996

Sida Page	Grupp Group	Karosseristomme	Body shell	Illustration	0300
		. Karossidor 142	. Body sides, 142	13402	
22	8			1980–04	

	Pos. Fig.	Antal/Quantity				Artikel nr Part No	Benämning	Description	Sats Kit	B P S R	Anmärkning Notes	
x	1	1	–	–	–	675468-3	Karossida, V	Body side, L				0020
x		1	–	–	–	675469-1	Karossida, H	Body side, R				0040
		–	–	–	–		.Det se sida 36, 2-I05	.Comps page 36, 2-I05				0065
x	2	1	–	–	–	1202766-0	Vindrutestolpe, V	Windscreen pillar, L		4	(1211357)	0080
x		1	–	–	–	1202767-8	Vindrutestolpe, H	Windscreen pillar, R		4	(1211358)	0100
x	3	1	–	–	–	1254223-9	Torpedsida, inre, V	Cowl side, inner, L		5	(675823)	0120
x		1	–	–	–	1254224-7	Torpedsida, inre, H	Cowl side, inner, R		5	(675824)	0140
	3a	1	–	–	–		.Avrinningsplåt, V	.Drainage plate, L		8		0160
		1	–	–	–	675453-5	.Avrinningsplåt, H	.Drainage plate, R		4	TID UTF	0180
	3a	1	–	–	–	1211668-7	Täckplåt	Cover plate			13)	0200
	3b	4	–	–	–	955138-3	Skruv	Screw			13)	[illegible]
	4	1	–	–	–	675244-8	Knutplåt, V	Tie plate, L				0240
		1	–	–	–	675245-5	Knutplåt, H	Tie plate, R				0260
	5	1	–	–	–	676159-7	Täckplåt, V	Escutcheon plate, L				0280
		1	–	–	–	676160-5	Täckplåt, H	Escutcheon plate, R				0300
	6	1	–	–	–	676377-5	Mellanstolpe, yttre, V	Centre pillar, outer, L				0320
		1	–	–	–	676378-3	Mellanstolpe, yttre, H	Centre pillar, outer, R				[illegible]
	7	1	–	–	–	680216-9	Taksvällare,	Cant rail,				0360
							främre, inre, V	forward, inner, L				0380
		1	–	–	–	680217-7	Taksvällare,	Cant rail,				0400
							främre, inre, H	forward, inner, R				0420
	8	1	–	–	–	675972-4	Taksvällare,	Cant rail,				0440
							bakre, inre, V	rear, inner, L				0460
		1	–	–	–	675973-2	Taksvällare,	Cant rail,				0480
							bakre, inre, H	rear, inner, R				0500
	9	1	–	–	–	682379-3	Hylla, ytterdel, V	Bracket, outer section, L				0520
		1	–	–	–	682380-1	Hylla, ytterdel, H	Bracket, outer section, R				0540
	9a	1	–	–	–	1211935-0	Förstärkning, V	Reinforcement, L				0560
		1	–	–	–	1211936-8	Förstärkning, H	Reinforcement, R				0580
	10	2	–	–	–	678026-6	Konsol för gasfjäder	Bracket for gas spring				0600
	11	2	–	–	–	945732-6	.Rörpinne	.Pin		8		0620
	12	1	–	–	–	676076-3	Taktygshållare, V	Headlining retainer, L				0640
		1	–	–	–	676077-1	Taktygshållare, H	Headlining retainer, R				0660
	13	2	–	–	–	685634-8	Mutterplatta,	Nut plate,				0680
							säkerhetsbälte	safety belt				0700
x	14	2	–	–	–	1202088-9	Mutterplatta	Nut plate		3	(675451)	0720
							gångjärn för baklucka	luggage compartment lid				0740
x	15	1	–	–	–	1255392-1	Hjulhus,	Wheel housing,		5	(675827)	[illegible]
							bakre, inre, V	rear, inner, L				0760
x		1	–	–	–	1255393-9	Hjulhus,	Wheel housing,		5	(675828)	0800
							bakre, inre, H	rear, inner, R				0820
		1	–	–	–	675257-0	.Knutplåt, V	.Tie plate, L				0840
		1	–	–	–	675258-8	.Knutplåt, H	.Tie plate, R				0860
x	16	1	–	–	–	1202913-8	Gavelplåt, V	End plate, L		3	(675255)	[illegible]
x		1	–	–	–	1202914-6	Gavelplåt, H	End plate, R		3	(675256)	0900
	17	4	–	–	–	675445-1	Mellanvägg	Bulk head				0920
	17a	2	–	–	–	682586-3	Mutterplatta	Nut plate			(682586)	0940
	18	1	–	–	–	1203469-0	Dropplist, V	Drip moulding, L			(675853)	0960
		1	–	–	–	1203470-8	Dropplist, H	Drip moulding, R			(675854)	0980
		–	–	–	–		Bakskärm, V	Rear mudguard, L		8		1000
		–	–	–	–		Bakskärm, H	Rear mudguard, R		8		1020
	19	1	–	–	–	675951-8	.Bakskärm, V	.Rear mudguard, L		8	ERS AV 1 ST 1254158–7	1040
											1 ST 1254055–5,	1060
											1 ST 1247857–4,	1080
											3 ST 944049–6,	1100
											4 ST 956208–3	1120

13. Ingår ej i komplett kaross. Not included in complete body. Ne fait pas partie de la carrosserie complète.
Gehört nicht zur vollständigen Karosserie. No forma parte de una carrocería completa.

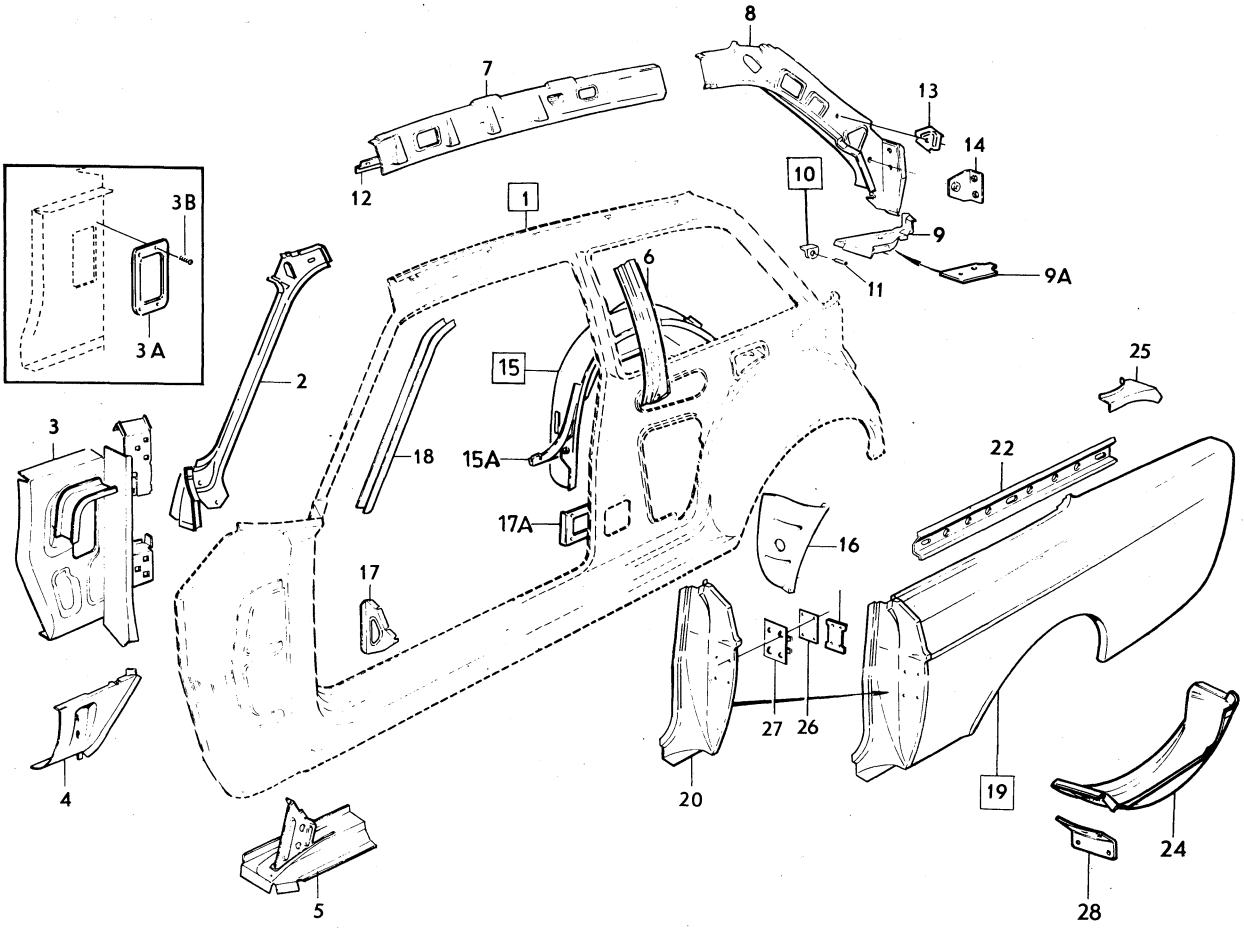

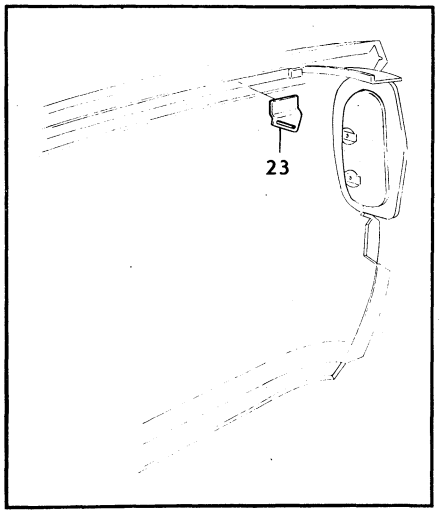

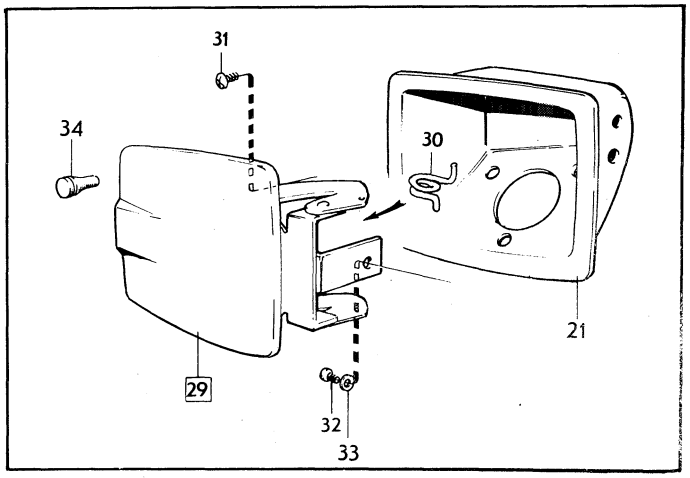

VOLVO PARTS
1 080 13402
(12184)

Sida Page	Grupp Group	Karosseristomme	Body shell	Illustration	0300
24	8	. Karossidor 142	. Body sides, 142	13402 1980–04	

	Pos. Fig.	Antal/Quantity				Artikel nr Part No	Benämning	Description	Sats Kit	B P S R	Anmärkning Notes	
		1	–	–	–	675952-6	.Bakskärm, H	.Rear mudquard, R		8	CH –393949, ERS	1140
											AV 1 ST 1254160–3,	1160
											1 ST 1254055–5,	1180
											1 ST 1247857–4,	1200
											3 ST 944049–6,	1220
											4 ST 956208–3	1240
		1	–	–	–	1213419-3	.Bakskärm, H	.Rear mudquard, R		8	CH 393950–, ERS	1260
											AV 1 ST 1254159–5,	1280
											1 ST 1254055–5,	1300
											1 ST 1247857–4,	1320
											3 ST 944049–6,	1340
											4 ST 956208–3	1360
	20	1	–	–	–	678204-9	..Dörrstolpe, V	..Door pillar, L		8	ERS AV 1 ST 1254161–1,	1380
											1 ST 1254055–5,	1400
											1 ST 1247857–4,	1420
											3 ST 944049–6,	1440
											4 ST 956208–3	1460
		1	–	–	–	678205-6	..Dörrstolpe, H	..Door pillar, R		3	ERS AV 1 ST 1254162–9,	1480
		–	–	–	–						1 ST 1254055–5	1500
		–	–	–	–						1 ST 1247857–4,	1520
		–	–	–	–						3 ST 944049–6,	1540
		–	–	–	–						4 ST 956208–3	1560
x	21	1	–	–	–	1203666-1	.Påfyllningshus	.Filler housing		2	(1211214) CH 393950–	1580
	22	1	–	–	–	683532-6	.Förstärkningsprofil, V	.Reinforcement, L				1600
		1	–	–	–	683533-4	.Förstärkningsprofil, H	.Reinforcement, R				1620
	23	1	–	–	–	1213978-8	.Remfäste	.Strap anchorage			(687170)	1640
	24	1	–	–	–	675743-9	.Reservhjulsbalja, yttre, V	.Spare wheel container, outer, L			CH –393950	1660 1680
x		1	–	–	–	1246189-3	.Reservhjulsbalja, yttre, V	.Spare wheel container outer, L		4	(1213098) CH 393950–	1700 1720
		1	–	–	–	675744-7	.Reservhjulsbalja, yttre, H	.Spare wheel container, outer, R			CH –393949	1740 1760
x		1	–	–	–	1246190-1	.Reservhjulsbalja, yttre, H	.Spare wheel container outer, R		4	(1213099) CH 393950–	1780 1800
	25	1	–	–	–	1203179-5	.Knutplåt, V	.Tie plate, L			(675472)	1820
		1	–	–	–	1203180-3	.Knutplåt, H	.Tie plate, R			(675473)	1840
x	26	2	–	–	–	1202089-7	.Mutterplatta	.Nut plate		4	(685617) TID UTF	1860
	26a	2	–	–	–	1203989-7	.Mutterplatta	.Nut plate		2	SEN UTF	1880
	27	2	–	–	–	1211033-4	.Förstärkningsplåt	.Reinforcing plate				1900
	28	2	–	–	–	675936-9	.Konsol	.Bracket				1920
x	29	1	–	–	–	1255045-5	Lucka	Lid		3	(1213881)	1940
	30	1	–	–	–	1203473-2	.Fjäder, övre	.Spring, upper			(1213835)	1960
		1	–	–	–	1203473-2	.Fjäder, nedre	.Spring, lower			(1213836)	1980
	31	2	–	–	–	946832-3	Skruv	Screw				2000
	32	1	–	–	–	955138-3	Skruv	Screw				2020
	33	1	–	–	–	960138-6	Bricka	Washer				2040
x	34	2	–	–	–	1255954-8	Buffert	Cushion		2	(1203178)	2060

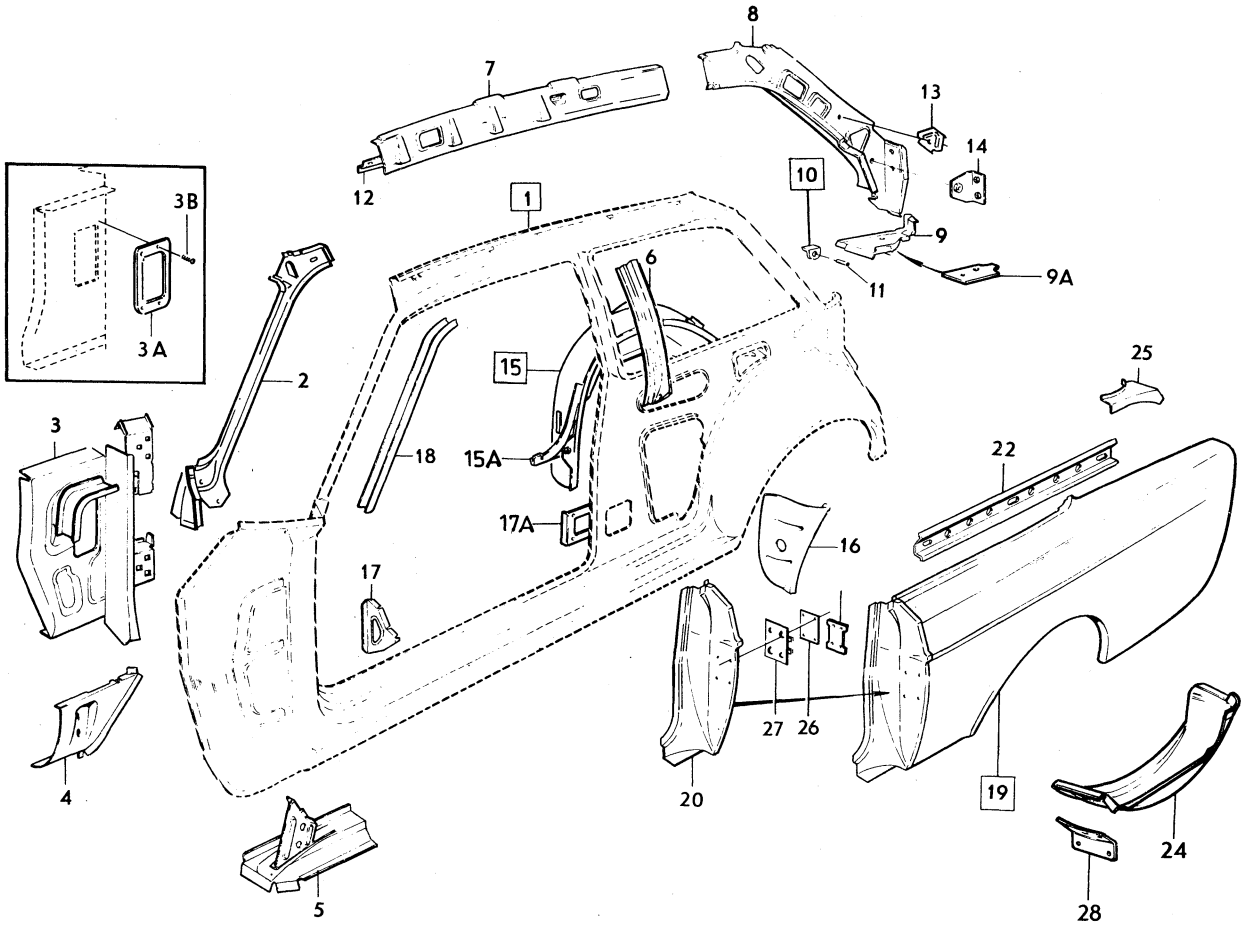

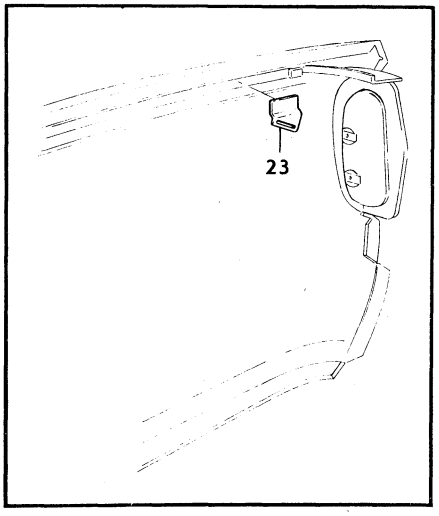

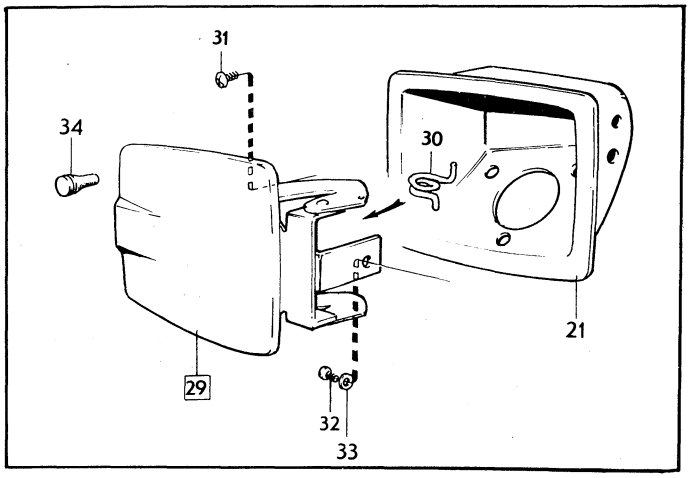

VOLVO PARTS
1 080 13402
(12184)

Sida Page	Grupp Group	Karosseristomme	Body shell	Illustration	0350
		. Karossidor, 144	. Body sides, 144	13403	
26	8			1980–04	

	Pos. Fig.	Antal/Quantity				Artikel nr Part No	Benämning	Description	Sats Kit	B P S R	Anmärkning Notes	
x	1	1	–	–	–	675361-0	Karossida, V	Body side, L				0020
x		1	–	–	–	675362-8	Karossida, H	Body side, R				0040
		–	–	–	–		.Det se sida 38, 2-I07	.Comps page 38, 2-I07				0065
x	2	1	–	–	–	1202766-0	Vindrutestolpe, V	Windscreen member, L		4	(1211357)	0080
x		1	–	–	–	1202767-8	Vindrutestolpe, H	Windscreen member, R		4	(1211358)	0100
x	3	1	–	–	–	1255220-4	Torpedsida, inre, V	Cowl side, inner, L		5	(675823)	0120
x		1	–	–	–	1255221-2	Torpedsida, inre, H	Cowl side, inner, R		5	(675824)	0140
		1	–	–	–		.Avrinningsplåt, V	.Drainage plate, L		8		0160
		1	–	–	–	675453-5	.Avrinningsplåt, H	.Drainage plate, R		4	TID UTF	0180
	3a	1	–	–	–	1211668-7	Täckplåt	Cover plate			13)	0200
	3b	4	–	–	–	955138-3	Skruv	Screw			13)	[illegible]
	4	1	–	–	–	675244-8	Knutplåt, V	Tie plate, L				[illegible]
		1	–	–	–	675245-5	Knutplåt, H	Tie plate, R				0260
	5	1	–	–	–	676159-7	Täckplåt, V	Escutcheon plate, L				0280
		1	–	–	–	676160-5	Täckplåt, H	Escutcheon plate, R				0300
	6	1	–	–	–	675825-4	Mellanstolpe,	Centre pillar,		8	ERS AV 1 ST 1247853–3,	0320
							främre, yttre, V	forward, outer, L			1 ST 1247857–4,	[illegible]
											3 ST 944049–6	[illegible]
											4 ST 956208–3	0342
		1	–	–	–	675826-2	Mellanstolpe,	Centre pillar,		8	ERS AV 1 ST 1247854–1,	0360
							främre, yttre, H	forward, outer, R			1 ST 1247857–4,	0380
											3 ST 944049–6,	0381
											4 ST 956208–3	0382
x	6a	2	–	–	–	1202089-7	.Mutterplatta	.Nut plate		4	(685617)	0400
	6b	2	–	–	–	1203989-7	.Mutterplatta	.Nut plate		2	SEN UTF	0420
	7	1	–	–	–	675557-3	Mellanstolpe, bakre, V	Centre pillar, rear, L				0440
		1	–	–	–	675558-1	Mellanstolpe, bakre, H	Centre pillar, rear, R				0460
	8	1	–	–	–	680214-4	Taksvällare,	Cant rail,				0480
							främre, inre, V	forward, inner, L				0500
		1	–	–	–	680215-1	Taksvällare,	Cant rail,				0520
							främre, inre, H	forward, inner, R				0540
	9	1	–	–	–	675972-4	Taksvällare,	Cant rail,				0560
							bakre, inre, V	rear, inner, L				0580
		1	–	–	–	675973-2	Taksvällare,	Cant rail,				0600
							bakre, inre, H	rear, inner, R				0620
	10	1	–	–	–	682379-3	Hylla, ytterdel, V	Shelf, outer section, L				0640
		1	–	–	–	682380-1	Hylla, ytterdel, H	Shelf, outer section, R				0660
	10a	1	–	–	–	1211935-0	Förstärkning, V	Reinforcement, L				[illegible]
		1	–	–	–	1211936-8	Förstärkning, H	Reinforcement, R				[illegible]
	11	2	–	–	–	678026-6	Konsol för gasfjäder	Bracket for gas spring				0720
	12	2	–	–	–	945732-6	.Rörpinne	.Pin		8		0740
	13	1	–	–	–	676076-3	Taktygshållare, V	Headlining retainer, L				0760
		1	–	–	–	676077-1	Taktygshållare, H	Headlining retainer, R				0780
	14	2	–	–	–	685634-8	Mutterplatta	Nut plate,				[illegible]
							säkerhetsbälte	safety belt				[illegible]
x	15	2	–	–	–	1202088-9	Mutterplatta,	Nut plate, luggage		3		0840
							gångjärn för baklucka	compartment hinge				0860
x	16	1	–	–	–	1255392-1	Hjulhus,	Wheel housing,		5	(675827)	0880
							bakre, inre, V	rear, inner, L				0900
x		1	–	–	–	1255393-9	Hjulhus,	Wheel housing,		5	(675828)	0920
							bakre, inre, H	rear, inner, R				0940
x	17	1	–	–	–	1202913-8	Gavelplåt, V	End plate, L		3	(675255)	0960
x		1	–	–	–	1202914-6	Gavelplåt, H	End plate, R		3	(675256)	0980
	18	4	–	–	–	675445-1	Mellanvägg	Bulk head				1000
	19	1	–	–	–	1203469-0	Dropplist, V	Drip moulding, L			(675853)	1020
		1	–	–	–	1203470-8	Dropplist, H	Drip moulding, R			(675854)	1040
		–	–	–	–		Bakskärm, V	Rear mudguard, L		8		1060

13. Ingår ej i komplett kaross. Not included in complete body. Ne fait pas partie de la carrosserie complète.
Gehört nicht zur vollständigen Karosserie. No forma parte de una carrocería completa.

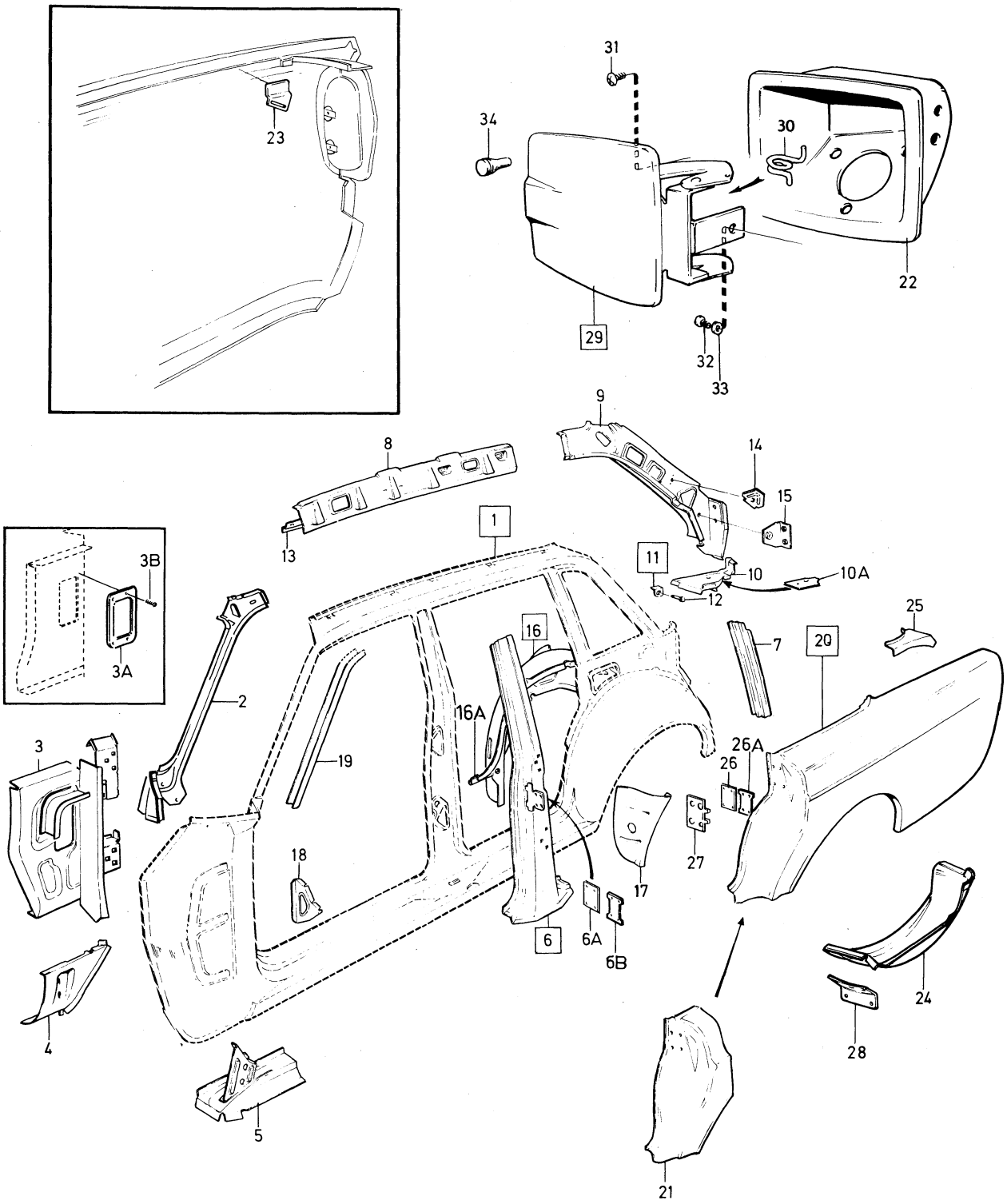

VOLVO PARTS
1080 13403
(12185)

Sida Page	Grupp Group	Karosseristomme	Body shell	Illustration	0350
28	8	. Karossidor, 144	. Body sides, 144	13403 1980–04	

	Pos. Fig.	Antal/Quantity				Artikel nr Part No	Benämning	Description	Sats Kit	B P S R	Anmärkning Notes	
		–	–	–	–		Bakskärm, H	Rear mudguard, R		8		1080
	20	1	–	–	–	675459-2	.Bakskärm, V	.Rear mudguard, L		8	ERS AV 1 ST 1254163–7,	1100
											1 ST 1254055–5,	1101
											1 ST 1247857–4,	1102
											3 ST 944049–6,	1103
											4 ST 956208–3	1104
		1	–	–	–	675460-0	.Bakskärm, H	.Rear mudguard, R		8	CH –427999,	1120
											ERS AV 1 ST 1254165–7,	1140
											1 ST 1254055–5,	1160
											1 ST 1247857–4,	1161
											3 ST 944049–6,	1162
											4 ST 956208–3,	1163
											1 ST 1213660–2	1164
		1	–	–	–	1213423-5	.Bakskärm, H	.Rear mudguard, R		8	CH 428000–,	1180
											ERS AV 1 ST 1254164–5,	1181
											1 ST 1247857–4,	1182
											3 ST 946581–6,	1183
											4 ST 956208–3	1184
	21	1	–	–	–	678228-8	..Bakskärm,	..Rear mudguard,		8	ERS AV 1 ST 1254166–0,	1200
							främre del, V	forward section, L			1 ST 1247857–4,	1220
											3 ST 944049–6,	1221
											4 ST 956208–3	1222
		1	–	–	–	678229-6	..Bakskärm,	..Rear mudguard,		8	ERS AV 1 ST 1254167–8,	1240
							främre del, H	forward section, R			1 ST 1247857–4,	1260
											3 ST 944049–6,	1261
											4 ST 956208–3	1262
x	22	1	–	–	–	1203666-1	.Påfyllningshus	.Filler housing		2	(1211214) CH 428000–	1280
	23	1	–	–	–	1213978-8	.Remfäste	.Strap anchorage			(687170)	1300
	24	–	–	–	–	675743-9	.Reservhjulsbalja,	.Spare wheel container,			CH –427999	1340
							yttre, V	outer, L				1360
x		1	–	–	–	1246201-6	.Reservhjulsbalja,	.Spare wheel container		4	(1213098) CH428000–	1380
							yttre, V	outer, L				1400
x		1	–	–	–	1246189-3	.Reservhjulsbalja,	.Spare wheel container		4	(675744) CH –427999	1420
							yttre, H	outer, R				1440
x		1	–	–	–	1246190-1	.Reservhjulsbalja,	.Spare wheel container		4	(1213099) CH 428000–	1460
							yttre, H	outer, R				1480
	25	1	–	–	–	1203179-5	.Knutplåt, V	.Tie plate, L			(675472)	1500
		1	–	–	–	1203180-3	.Knutplåt, H	.Tie plate, R			(675473)	1520
x	26	2	–	–	–	1202089-7	.Mutterplatta	.Nut plate		4	(685617) TID UTF	1580
	26a	2	–	–	–	1203989-7	.Mutterplatta	.Nut plate		2	SEN UTF	1600
	27	2	–	–	–	1211033-4	.Förstärkningsplåt	.Reinforcing plate				1620
	28	2	–	–	–	675936-9	.Konsol	.Bracket				1640
x	29	1	–	–	–	1255045-5	Lucka	Lid		3	(1213881) CH 428000–	1660
	30	1	–	–	–	1203473-2	.Fjäder, övre	.Spring, upper			(1213835)	1680
		1	–	–	–	1203473-2	.Fjäder, nedre	.Spring, lower			(1213836)	1700
	31	2	–	–	–	946832-3	Skruv	Screw			CH 428000–	1720
	32	1	–	–	–	955138-3	Skruv	Screw			CH 428000–	1740
	33	1	–	–	–	960138-6	Bricka	Washer				1760
x	34	2	–	–	–	1255954-8	Buffert	Cushion		2	(1203178)	1780

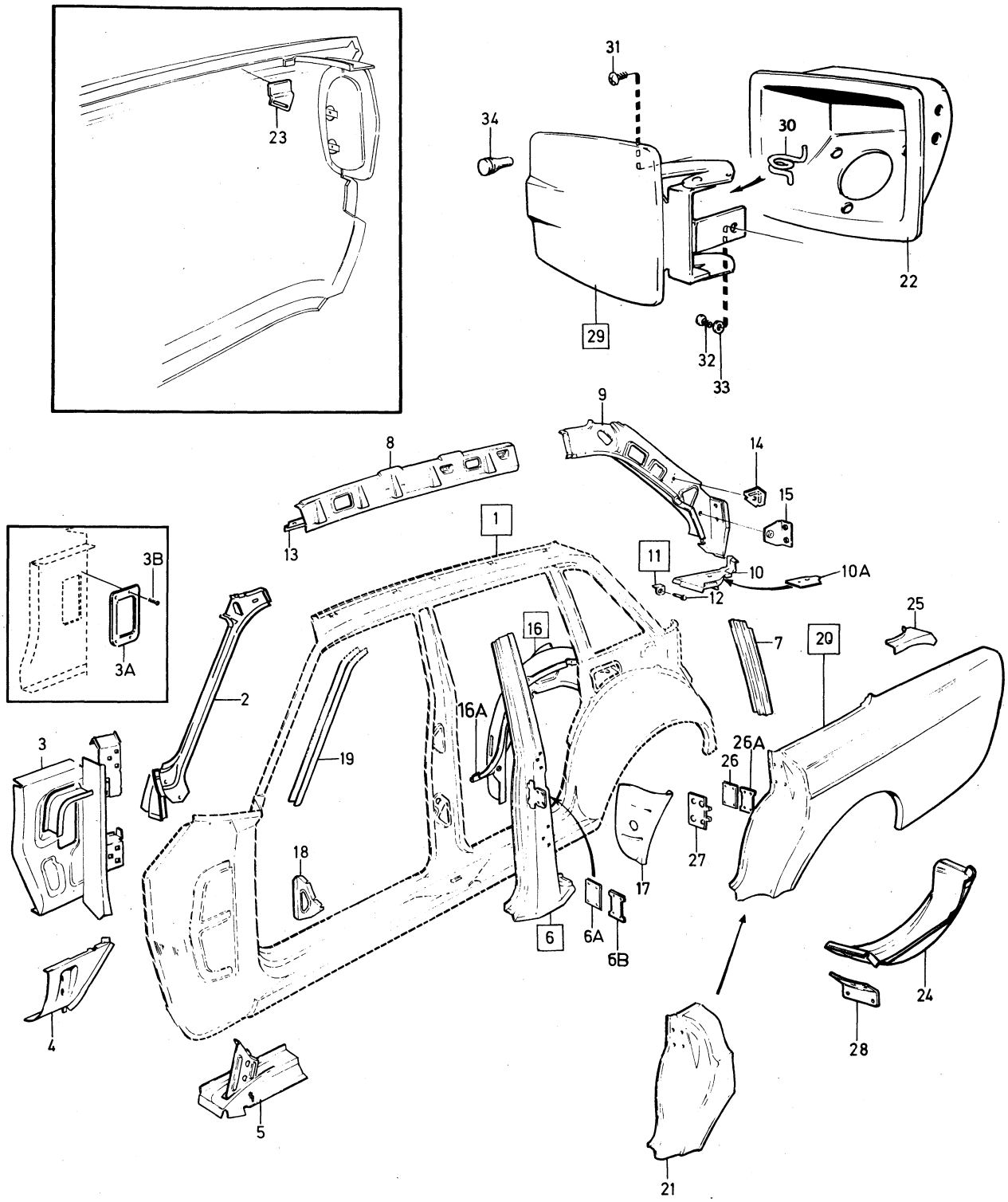

VOLVO PARTS
1080 13403
(12185)

Sida Page	Grupp Group	Karosseristomme	Body shell	Illustration	0400
		. Karossidor, 145	. Body sides, 145	13411	
30	8			1980–04	

	Pos. Fig.	Antal/Quantity				Artikel nr Part No	Benämning	Description	Sats Kit	B P S R	Anmärkning Notes	
	1	1	–	–	–		Karossida, V	Body side, L		8		0020
		1	–	–	–		Karossida, H	Body side, R		8		0040
		–	–	–	–		.Det se sida 40, 2-I09	.Comps page 40, 2-I09				0060
x	2	1	–	–	–	1202766-0	Vindrutestolpe, V	Windscreen pillar, L		4	(1211357)	0080
x		1	–	–	–	1202767-8	Vindrutestolpe, H	Windscreen pillar, R		4	(1211358)	0100
x	3	1	–	–	–	1255220-4	Torpedsida, inre, V	Cowl side, inner, L		5	(675823)	0120
x		1	–	–	–	1255221-2	Torpedsida, inre, H	Cowl side, inner, R		5	(675824)	0140
	3a	1	–	–	–		.Avrinningsplåt, V	.Drainage plate, L		8		0160
		1	–	–	–	675453-5	.Avrinningsplåt, H	.Drainage plate, R		4	TID UTF	0180
	4	1	–	–	–	1211668-7	Täckplåt	Cover plate			13)	0200
	5	4	–	–	–	955138-3	Skruv	Screw			13)	0220
	6	1	–	–	–	675244-8	Knutplåt, V	Tie plate, L				[illegible]
		1	–	–	–	675245-5	Knutplåt, H	Tie plate, R				0260
	7	1	–	–	–	676159-7	Täckplåt, V	Escutcheon plate, L				0280
		1	–	–	–	676160-5	Täckplåt, H	Escutcheon plate, R				0300
	8	1	–	–	–	675825-4	Mellanstolpe, yttre, V	Centre pillar, outer, L		8	ERS AV 1 ST 1247853–3,	0320
											1 ST 1247857–4,	0340
											3 ST 944049–6,	[illegible]
											4 ST 956208–3	0380
		1	–	–	–	675826-2	Mellanstolpe, yttre, H	Centre pillar, outer, R		8	ERS AV 1 ST 1247854–1,	0400
											1 ST 1247857–4,	0420
											3 ST 944049–6,	0440
											4 ST 956208–3	0460
x	8a	2	–	–	–	1202089-7	.Mutterplatta	.Nut plate		4	(685617)	0480
	8b	2	–	–	–	1203989-7	.Mutterplatta	.Nut plate		2	SEN UTF	0500
	9	1	–	–	–	680214-4	Taksvällare, inre, V	Cant rail, inner, L				0520
		1	–	–	–	680215-1	Taksvällare, inre, H	Cant rail, inner, R				0540
	10	1	–	–	–	676076-3	Taktygshållare, V	Head lining retainer, L				0560
		1	–	–	–	676077-1	Taktygshållare, H	Head lining retainer, R				0580
x	11	1	–	–	–	1255394-7	Hjulhus, inre, V	Wheel housing, inner, L		5	(677501)	0600
x		1	–	–	–	1255395-4	Hjulhus, inre, H	Wheel housing, inner, R		5	(677502)	0620
x	12	1	–	–	–	1202913-8	Gavelplåt, V	End plate, L		3	(675255)	0640
x		1	–	–	–	1202914-6	Gavelplåt, H	End plate, R		3	(675256)	0660
	13	4	–	–	–	675445-1	Mellanvägg	Bulk head				0680
	14	1	–	–	–		Bakstycke, sida,	Rear section,		8		0700
							yttre, V	outer, L				0720
		1	–	–	–		Bakstycke, sida,	Rear section,		8		0740
							yttre, H	outer, R				0760
	15	1	–	–	–	679213-9	.Bakstycke, sida	.Rear section,		8	ERS AV 1 ST 1254168–6,	[illegible]
							yttre, nedre, V	outer lower, L			1 ST 1254135–5,	0800
											1 ST 1247857–4,	0820
											3 ST 944049–6,	0840
											4 ST 956208–3,	0860
		1	–	–	–	688338-3	.Bakstycke, sida,	.Rear section,		8	CH –210049,	0880
							yttre, nedre, H	outer, lower, R			ERS AV 1 ST 1254170–2,	[illegible]
											1 ST 1254136–3	0920
											1 ST 1247857–4,	0940
											3 ST 944049–6,	0960
											4 ST 956208–3,	0980
											1 ST 1213661–0	1000

13. Ingår ej i komplett kaross. Not included in complete body. Ne fait pas partie de la carrosserie complète.
Gehört nicht zur vollständigen Karosserie. No forma parte de una carrocería completa.

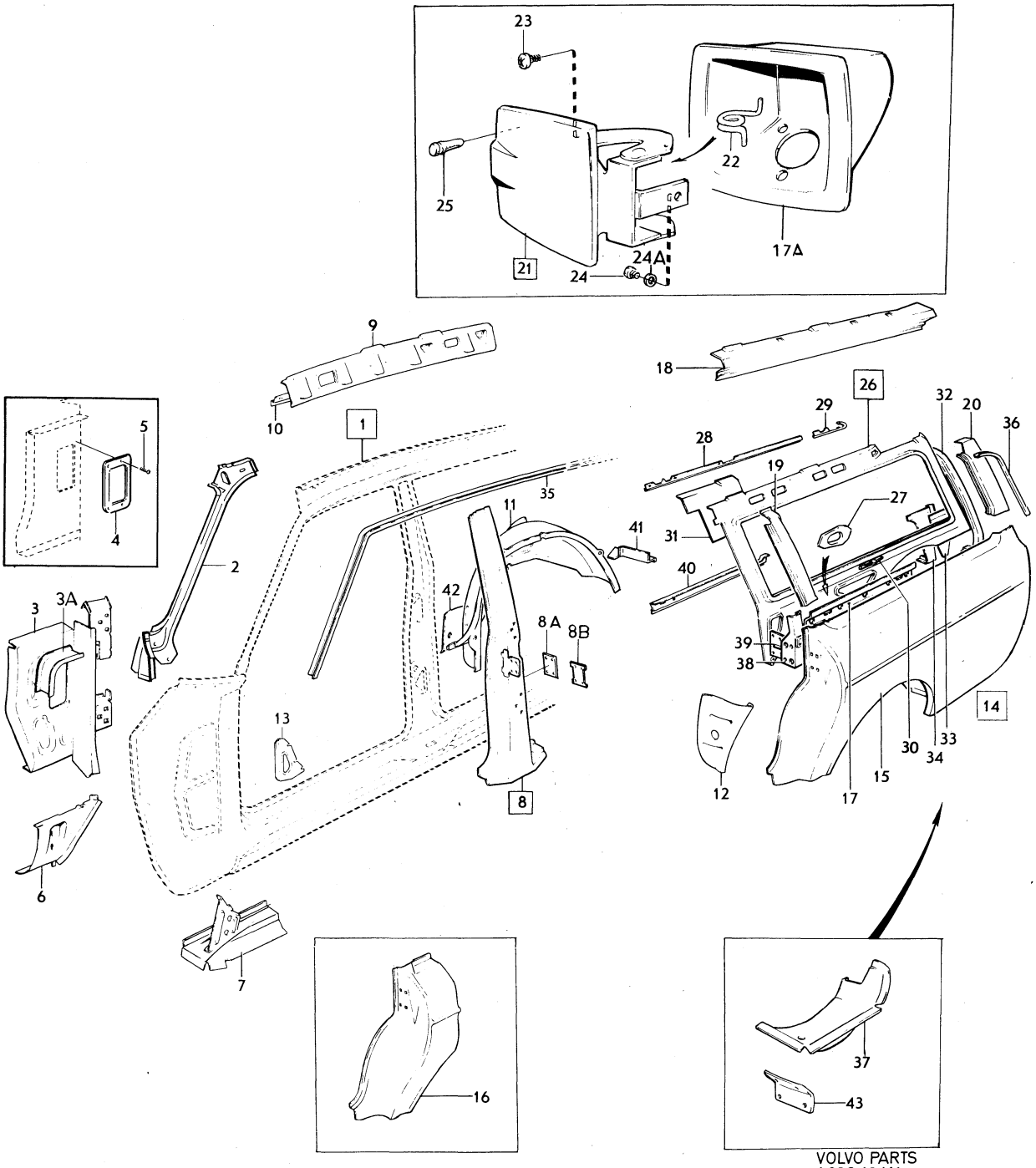

VOLVO PARTS
1080 13411
(12186)

Sida Page	Grupp Group	Karosseristomme	Body shell	Illustration
32	8	. Karossidor, 145	. Body sides, 145	13411 1980–04

	Pos. Fig.	Antal/Quantity				Artikel nr Part No	Benämning	Description	Sats Kit	BPSR	Anmärkning Notes	
		1	–	–	–	1203231-4	.Bakstycke, sida, yttre, nedre, H	.Rear section, outer, lower, R		8	CH 210050–, ERS AV 1 ST 1254169–4, 1 ST 1254136–3, 1 ST 1247857–4, 3 ST 944049–6, 4 ST 956208–3	1020 1040 1060 1080 1100 1120
	16	1	–	–	–	678228-8	..Bakstycke, sida, främre del, V	..Rear section, forward, L		8	ERS AV 1 ST 1254166–0, 1 ST 1247857–4, 3 ST 944049–6, 4 ST 956208–3	1140 1160 1180 1200
		1	–	–	–	678229-6	..Bakstycke, sida, främre del, H	..Rear section, forward, R		8	ERS AV 1 ST 1254167–8, 1 ST 1247857–4, 3 ST 944049–6, 4 ST 956208–3	1220 1240 1260 1280
	17	2	–	–	–	678763-4	.Förstärkningsprofil	.Reinforcement				1300
x	17a	1	–	–	–	1203666-1	.Påfyllningshus	.Filler housing		2	(1211214)	1320
	18	1	–	–	–	679118-0	.Taksvällare, V	.Cant rail, L				1340
		1	–	–	–	679119-8	.Taksvällare, H	.Cant rail, R				60
	19	1	–	–	–	678900-2	.Mellanstycke, V	.Centre pillar, L				1380
		1	–	–	–	678901-0	.Mellanstycke, H	.Centre pillar, R				1400
	20	1	–	–	–	675171-3	.Bakstolpe, yttre, V	.Rear pillar, outer, L				1420
		1	–	–	–	675172-1	.Bakstolpe, yttre, H	.Rear pillar, outer, R				1440
x	21	1	–	–	–	1255045-5	Lucka	Lid		3	(1213881)	1460
	22	1	–	–	–	1203473-2	.Fjäder, övre	.Spring, upper			(1213835)	1480
		1	–	–	–	1203473-2	.Fjäder, nedre	.Spring, lower			(1213836)	1500
	23	2	–	–	–	946832-3	Skruv	Screw				1520
	24	1	–	–	–	955138-3	Skruv	Screw				1540
	24a	2	–	–	–	960138-6	Bricka	Washer				1560
x	25	2	–	–	–	1255954-8	Buffert	Cushion		2	(1203178)	1580
	26	1	–	–	–	677503-5	Bakstycke, sida, inre, V	Rear section, inner, L		8	CH –210049, ERS AV 1 ST 1203459–1, 1 ST 678339–3	1600 1620 1640
		1	–	–	–	1203459-1	Bakstycke, sida, inre, V	Rear section, inner, L		8	CH 210050–, ERS AV 1 ST 1202588–8	1660 1680
		1	–	–	–	677504-3	Bakstycke, sida, inre, H	Rear section, inner, R		8	CH –210049, ERS AV 1 ST 1203460–9, 1 ST 678339	1700 1720 1740
x		1	–	–	–	1202590-4	Bakstycke, sida, inre, H	Rear section inner, R		4	(1203460) CH 210050–	1760 80
	27	2	–	–	–	678339-3	.Mutterplatta	.Nut plate			CH –210049	1800
	28	1	–	–	–	677466-5	.Taktygshållare, främre, V	.Headlining retainer, forward, L				1820 1840
		1	–	–	–	677467-3	.Taktygshållare, främre, H	.Headlining retainer, forward, R				1860 1880
	29	1	–	–	–	678777-4	.Taktygshållare, bakre, V	.Headlining retainer, rear, L			NT	00 1920
		1	–	–	–	678778-2	.Taktygshållare, bakre, H	.Headlining retainer, rear, R			NT	1940 1960
	30	1	–	–	–	685765-0	.Förstärkning, V	.Reinforcement, L				1980
		1	–	–	–	685766-8	.Förstärkning, H	.Reinforcement, R				2000
	31	1	–	–	–	1211902-0	.Förstärkning, V	.Reinforcement, L				2020
		1	–	–	–	1211903-8	.Förstärkning, H	.Reinforcement, R				2040
x	32	1	–	–	–	1202578-9	Bakstolpe, inre, V	Rear pillar, inner, L		4	(676734) NT	2060
x		1	–	–	–	1202578-9	Bakstolpe, inre, V ämne	Rear pillar, inner, L blank		4	(676734) HT	2080 2100
x		1	–	–	–	1202579-7	Bakstolpe, inre, H	Rear pillar, inner, R		4	(676735) NT	2120
x		1	–	–	–	1202579-7	Bakstolpe, inre, H ämne	Rear pillar, inner, R blank		4	(676735) HT	2140 2160
	33	1	–	–	–	676872-5	Förstärkningsplåt, yttre, V	Reinforcing plate, outer, L				2180 2200
		1	–	–	–	676873-3	Förstärkningsplåt, yttre, H	Reinforcing plate, outer, R				2220 2240

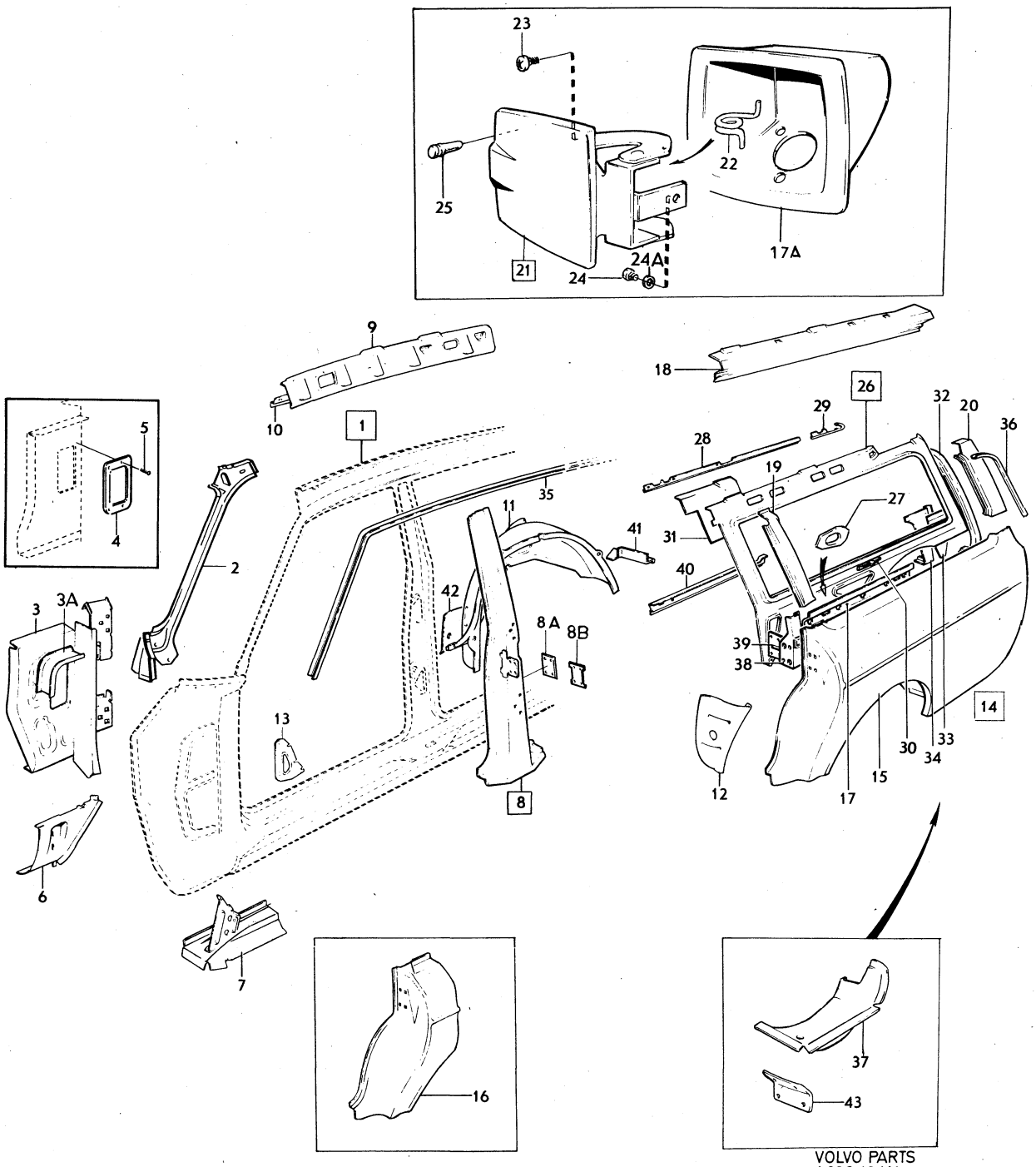

VOLVO PARTS
1 080 13411
(12186)

Sida Page	Grupp Group	Karosseristomme	Body shell	Illustration	0400
34	8	. Karossidor, 145	. Body sides, 145	13411 1980–04	

	Pos. Fig.	Antal/Quantity				Artikel nr Part No	Benämning	Description	Sats Kit	B P S R	Anmärkning Notes	
	34	1	–	–	–	676870-9	Förstärkningsplåt, inre, V	Reinforcing plate, inner, L				2260 2280
x		1	–	–	–	1255223-8	Förstärkningsplåt, inre, H	Reinforcing plate, inner, R		4	(676871)	2300 2320
	35	1	–	–	–	1203471-6	Dropplist, främre, V	Drip moulding, forward, L			(677086)	2340 2360
		1	–	–	–	1203472-4	Dropplist, främre, H	Drip moulding, forward, R			(677087)	2380 2400
	36	1	–	–	–	1211162-1	Dropplist, bakre, V	Drip moulding, rear, L			NT	2420
		1	–	–	–	1211163-9	Dropplist, bakre, H	Drip moulding, rear, R			NT	2440
	37	1	–	–	–	675743-9	Reservhjulsbalja, V	Spare wheel container, L			CH –210049	[illegible]0 [illegible]80
x		1	–	–	–	1246189-3	Reservhjulsbalja, V	Spare wheel container, L		4	CH 210050–(1213098)	2500 2520
		1	–	–	–	675744-7	Reservhjulsbalja, H	Spare wheel container, R			CH –210049	2540 2560
x		1	–	–	–	1246190-1	Reservhjulsbalja, H	Spare wheel container, R		4	CH 210050–(1213099)	[illegible]80 [illegible]00
	38	1	–	–	–	680420-7	Förstärkningsplåt, V	Reinforcing plate, L				2620
		1	–	–	–	680421-5	Förstärkningsplåt, H	Reinforcing plate, R				2640
x	39	2	–	–	–	1202221-6	Mutterplatta	Nut plate		4	(1211681)	2660
	40	1	–	–	–	1203188-6	Konsol	Bracket				2680
x	41	1	–	–	–	1255424-2	Konsol, V	Bracket, L		5	(678709)	2700
x		1	–	–	–	1255425-9	Konsol, H	Bracket, R		5	(1203224)	2720
x	42	1	–	–	–	678838-4	Knutplåt, V	Tie plate, L		3	(679217)	2740
x		1	–	–	–	678839-2	Knutplåt, H	Tie plate, R		3	(679218)	2760
	43	2	–	–	–	675936-9	Konsol	Bracket				2780

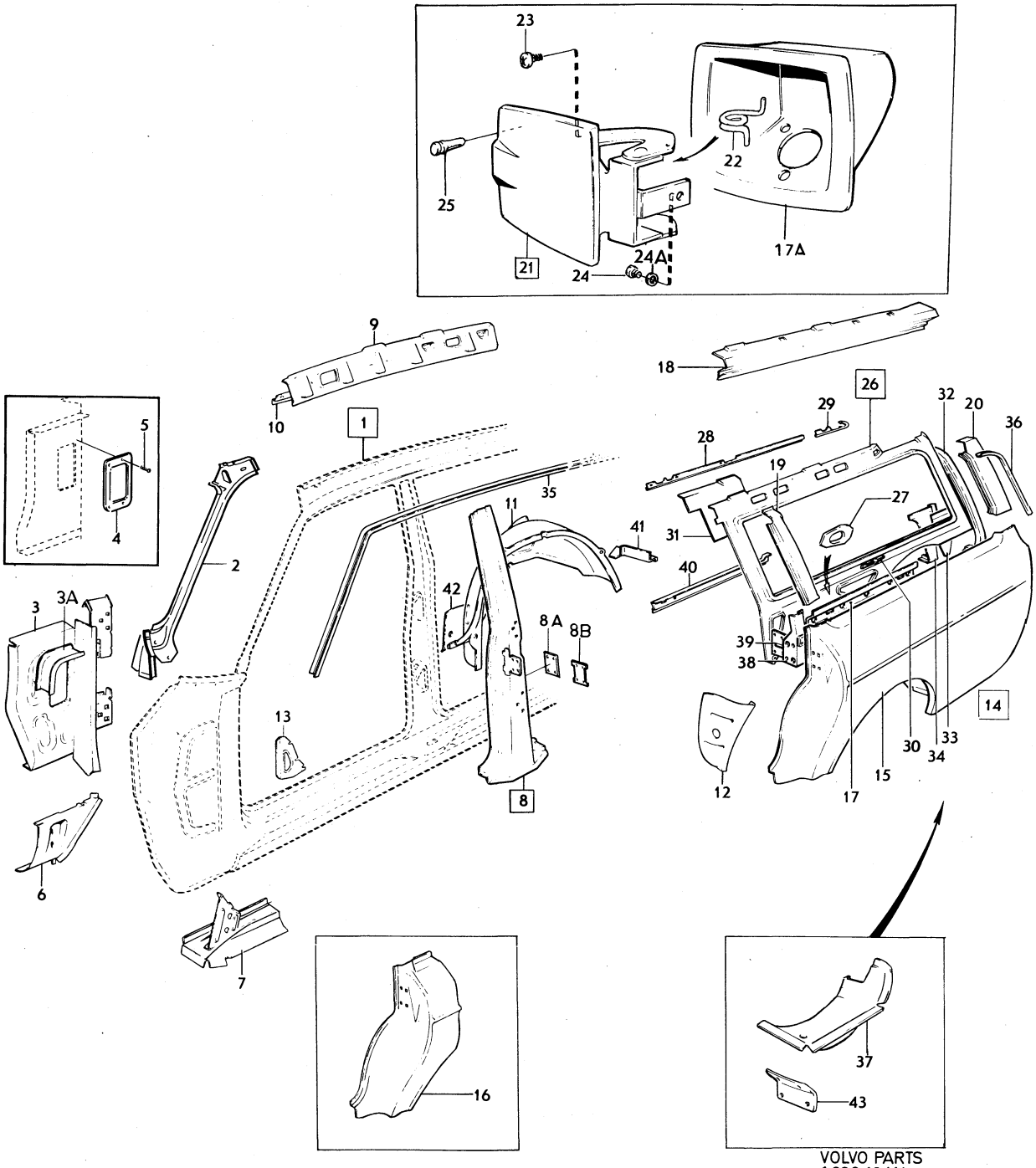

VOLVO PARTS
1 080 13411
(12186)

Sida Page	Grupp Group	Karosseristomme	Body shell	Illustration	0450
		. Detaljer för karossidor	. Body side components	6073	
36	8	.142	.142	1980–04	

	Pos. Fig.	Antal/Quantity				Artikel nr Part No	Benämning	Description	Sats Kit	B P S R	Anmärkning Notes	
x	1	1	–	–	–	675468-3	Karossida, V	Body side, L				1010
x		1	–	–	–	675469-1	Karossida, H	Body side, R				1020
	2	1	–	–	–	675159-8	.Torpedsida, yttre, V	.Cowl side, outer, L				1030
		1	–	–	–	675160-6	.Torpedsida, yttre, H	.Cowl side, outer, R				1040
	3	1	–	–	–	675157-2	.Taksvällare, yttre, V	.Cant rail, outer, L				1050
		1	–	–	–	675158-0	.Taksvällare, yttre, H	.Cant rail, outer, R				1060
	4	1	–	–	–	675153-1	.Fönsterram, V	.Window frame, L				1070
		1	–	–	–	675154-9	.Fönsterram, H	.Window frame, R				1080
	5	1	–	–	–	675151-5	.Hjulhus, bakre, yttre, V	.Wheel housing, rear, outer, L				1090 1100
		1	–	–	–	675152-3	.Hjulhus, bakre, yttre, H	.Wheel housing, rear, outer, R				1110 [illegible]
	6	1	–	–	–	675155-6	.Bottensvällare, V	.Bottom rail, L				[illegible]
		1	–	–	–	675156-4	.Bottensvällare, H	.Bottom rail, R				1140
	7	2	–	–	–	679642-9	..Mellandel, lång	..Section, long				1150
	8	1	–	–	–	679652-8	..Bottensvällare, undre del, V	..Bottom rail, lower, L				1160 1170
		1	–	–	–	679653-6	..Bottensvällare, undre del, H	..Bottom rail, lower, R				[illegible]

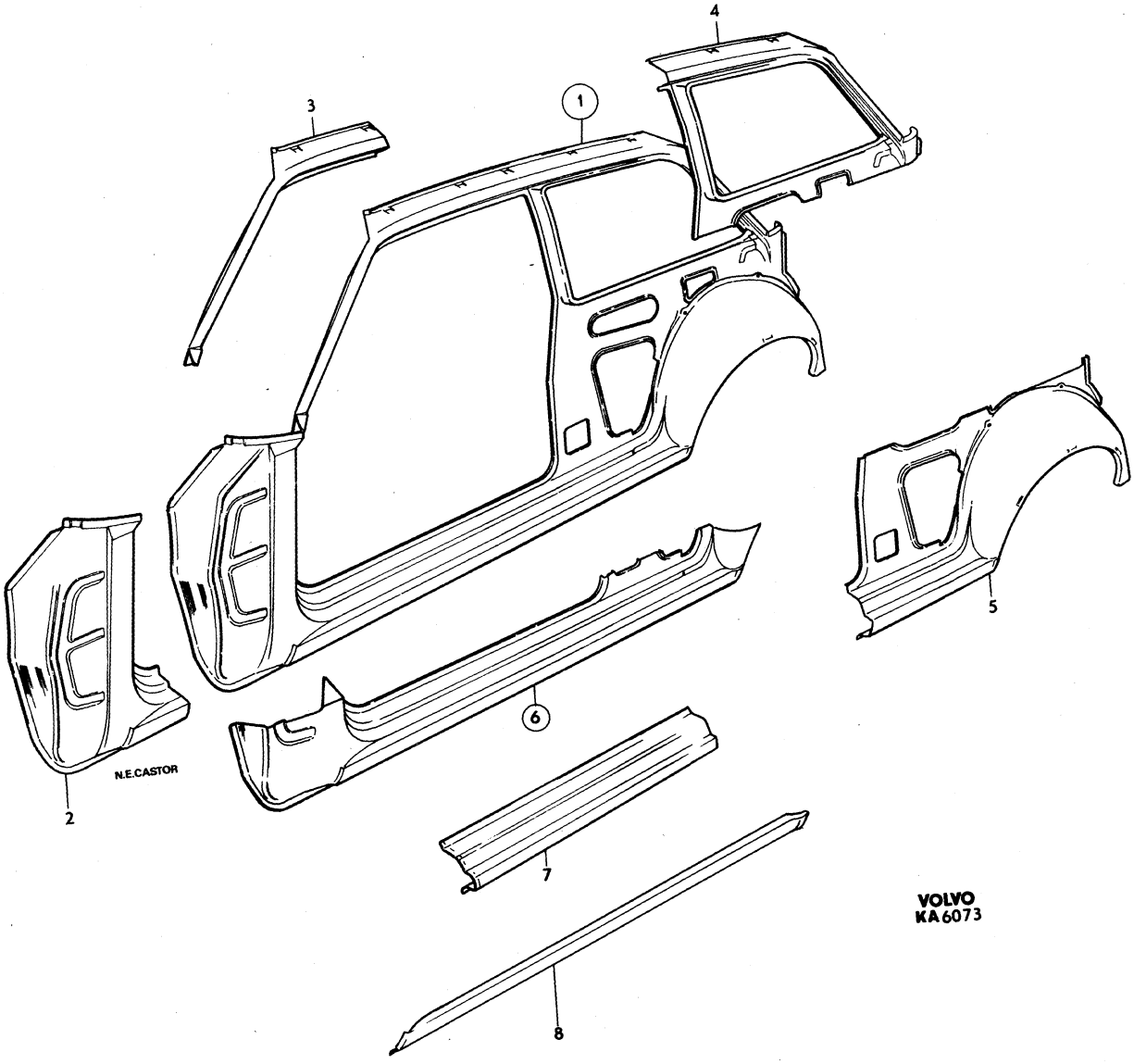
1
2
3
4
5
6
7
8
N.E.CASTOR
VOLVO
KA 6073

Sida Page	Grupp Group	Karosseristomme	Body shell	Illustration	0500
		. Detaljer för karossidor	. Body side components	6072	
38	8	.144	.144	1980–04	

	Pos. Fig.	Antal/Quantity				Artikel nr Part No	Benämning	Description	Sats Kit	B P S R	Anmärkning Notes	
x	1	1	–	–	–	675361-0	Karossida, V	Body side, L				1010
x		1	–	–	–	675362-8	Karossida, H	Body side, R				1020
	2	1	–	–	–	675159-8	.Torpedsida, yttre, V	.Cowl side, outer, L				1030
		1	–	–	–	675160-6	.Torpedsida, yttre, H	.Cowl side, outer, R				1040
	3	1	–	–	–	675157-2	.Taksvällare, yttre, V	.Cant rail, L				1050
		1	–	–	–	675158-0	.Taksvällare, yttre, H	.Cant rail, R				1060
	4	1	–	–	–	675167-1	.Fönsterram, V	.Window frame, L				1070
		1	–	–	–	675168-9	.Fönsterram, H	.Window frame, R				1080
	5	1	–	–	–	675163-0	.Hjulhus, bakre, yttre, V	.Wheel housing, rear, outer, L				1090 1100
		1	–	–	–	675164-8	.Hjulhus, bakre, yttre, H	.Wheel housing, rear, outer, R				1110 1120
	6	1	–	–	–	675161-4	.Mellanstolpe, främre, inre, V	.Centre pillar, forward, inner, L				1130 1140
		1	–	–	–	675162-2	.Mellanstolpe, främre, inre, H	.Centre pillar, forward, inner, R				1150 1160
	7	1	–	–	–	675165-5	.Bottensvällare, V	.Bottom rail, L				1170
		1	–	–	–	675166-3	.Bottensvällare, H	.Bottom rail, R				1180
	8	2	–	–	–	679642-9	..Mellandel, lång	..Section, long				1190
	9	1	–	–	–	679652-8	..Bottensvällare, undre del, V	..Bottom rail, lower, L				1200 1210
		1	–	–	–	679653-6	..Bottensvällare, undre del, H	..Bottom rail, lower, R				1220 1230

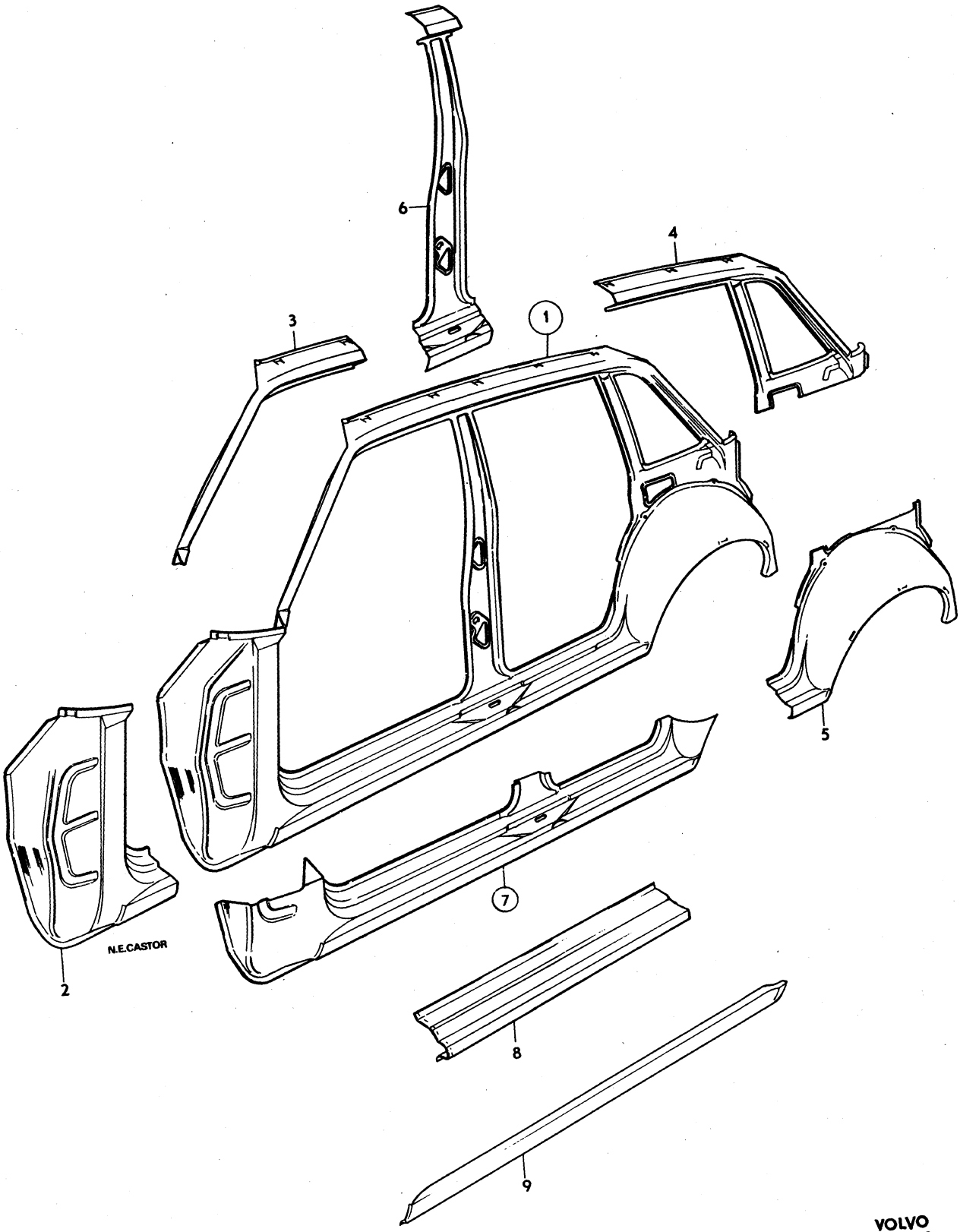

VOLVO
KA6072

Sida Page	Grupp Group	Karosseristomme	Body shell	Illustration	0550
		. Detaljer för karossidor	. Body side components	6068	
40	8	.145	.145	1980–04	

Pos. Fig.	Antal/Quantity				Artikel nr Part No	Benämning	Description	Sats Kit	B P S R	Anmärkning Notes	
1	1	–	–	–		Karossida, V	Body side, L		8		1010
	1	–	–	–		Karossida, H	Body side, R		8		1020
2	1	–	–	–	675159-8	.Torpedsida, yttre, V	.Cowl side, outer, L				1030
	1	–	–	–	675160-6	.Torpedsida, yttre, H	.Cowl side, outer, R				1040
3	1	–	–	–	675157-2	.Taksvällare,	.Cant rail,				1050
						främre, yttre, V	forward outer, L				1060
	1	–	–	–	675158-0	.Taksvällare,	.Cant rail,				1070
						främre, yttre, H	forward, outer, R				1080
4	1	–	–	–	675169-7	.Taksvällare,	.Cant rail,				1090
						bakre, yttre, V	rear, outer, L				1100
	1	–	–	–	675170-5	.Taksvällare,	.Cant rail,				1110
						bakre, yttre, H	rear, outer, R				1[illegible]
5	1	–	–	–	675163-0	.Hjulhus, bakre,	.Wheel housing,				1130
						yttre, V	rear, outer, L				1140
	1	–	–	–	675164-8	.Hjulhus, bakre,	.Wheel housing,				1150
						yttre, H	rear, outer, R				1160
6	1	–	–	–	675161-4	.Mellanstolpe	.Centre pillar,				1170
						inre, V	inner, L				1[illegible]
	1	–	–	–	675162-2	.Mellanstolpe,	.Centre pillar,				1190
						inre, H	inner, R				1200
7	1	–	–	–	675165-5	.Bottensvällare, V	.Bottom rail, L				1210
	1	–	–	–	675166-3	.Bottensvällare, H	.Bottom rail, R				1220
8	2	–	–	–	679642-9	..Mellandel, lång	..Section, long				1230
9	1	–	–	–	679652-8	..Bottensvällare,	..Bottom rail,				1240
						undre del, V	lower, L				1250
	1	–	–	–	679653-6	..Bottensvällare,	..Bottom rail,				1260
						undre del, H	lower, R				1270

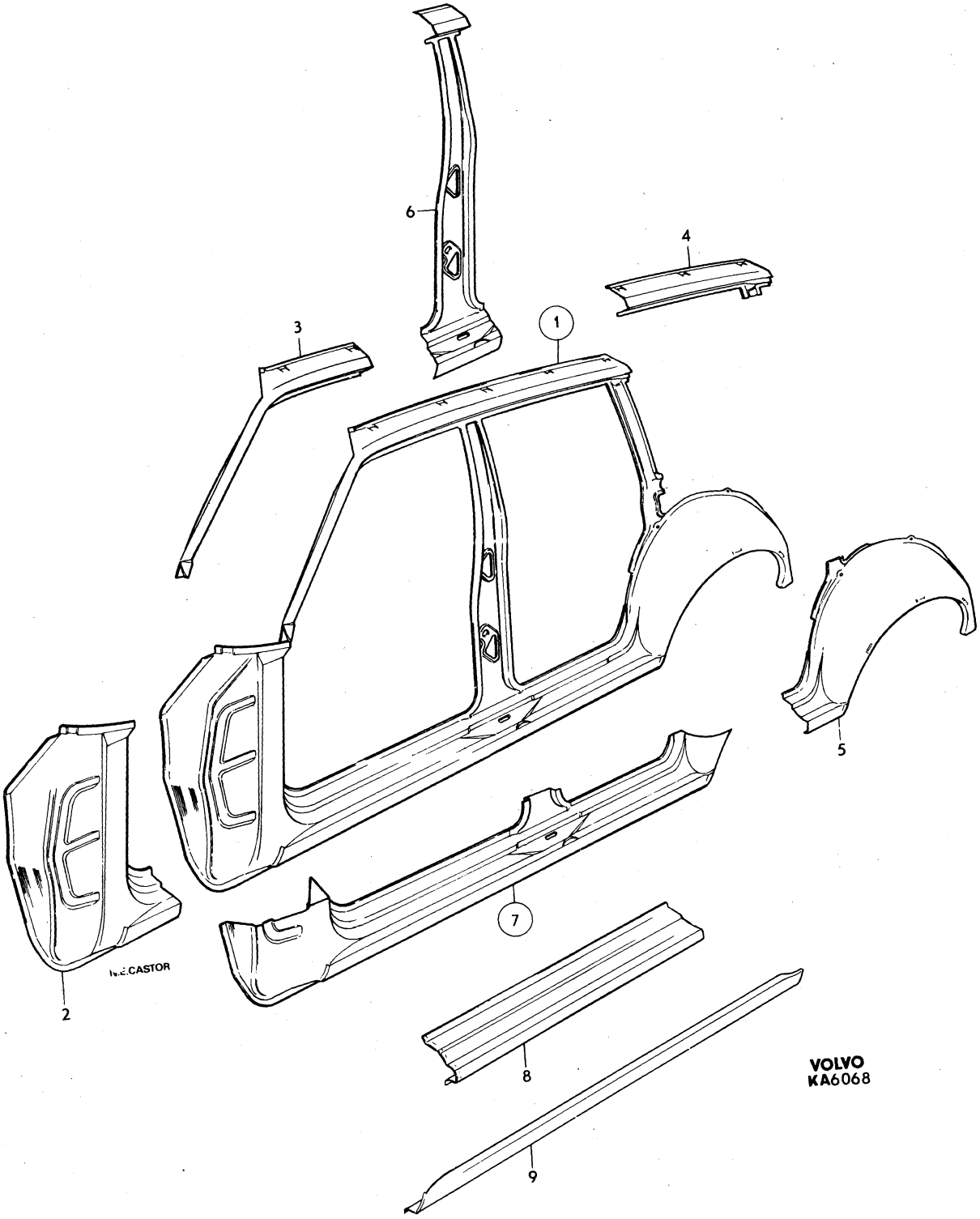
6
4
3
1
5
7
2
8
9
CASTOR
VOLVO
KA6068

Sida Page	Grupp Group	Karosseristomme	Body shell	Illustration	0600
42	8	. Takparti, 142, 144	. Roof section, 142, 144	26842 1980–04	

	Pos. Fig.	Antal/Quantity				Artikel nr Part No	Benämning	Description	Sats Kit	B P S R	Anmärkning Notes	
x	1	1	–	–	–	1254822-8	Takplåt	Roof plating		4	(686007) UTL	1010
x		1	–	–	–	1254824-4	Takplåt	Roof plating		4	(686006) MTL	1020
	2	1	–	–	–	1211316-3	Vindruteram	Windscreen frame		8	ERS AV 1 ST 1254959–8,	1030
											1 ST 1254559–6,	1031
											1 ST 1254560–4,	1032
											1 ST 1254562–0,	1033
											2 ST 1254561–2,	1034
											8 ST 1255553–8,	1035
											16 ST 1255551–2	1036
	3	1	–	–	–	686008-4	.Vindrutebalk	.Windscreen member				1040
	4	1	–	–	–	676065-6	..Taktygshållare,	..Headlining retainer,				[illegible]
							främre	forward				[illegible]
	5	1	–	–	–	1213984-6	Skyddsplåt	Protector plate				1070
x	6	1	–	–	–	1202788-4	Torpedbalk	Cowl member		5	(1213000) EXCL	1080
											AUSTRALIA, MALAYSIA,	1081
											SOUTH AFRICA	1082
		1	–	–	–	1202790-0	Torpedbalk	Cowl member		5	AUSTRALIA,	[illegible]
											MALAYSIA,	[illegible]
											SOUTH AFRICA.	1092
											(1213561)	1093
x	7	1	–	–	–	1255625-4	Mellanbräda, överdel	Firewall, upper section		5	(684218) EXCL	1100
											AUSTRALIA, MALAYSIA	1101
											SOUTH AFRICA.	1102
x		1	–	–	–	1255626-2	Mellanbräda, överdel	Firewall, upper section		5	(1213006)	1110
											AUSTRALIA, MALAYSIA	1111
											SOUTH AFRICA.	1112
	8	1200	–	–	–	676082-1	Hållare	Retainer				1120
x	9	1	–	–	–	1254248-6	Bakruteram, kmpl	Rear window frame, cpl		5	(682443)	1130
	10	1	–	–	–		.Bakruteram	.Rear window frame		8	ERS AV 1254248–6	1140
	11	1	–	–	–	675781-9	.Balk	.Member				1150
	12	1	–	–	–		.Balk	.Member		8		1160
	13	1	–	–	–	676054-0	Taktygshållare,	Headlining retainer,				1170
							bakre	rear				1180
	14	1	–	–	–	677571-2	Takbåge	Roof arch			UTL	1190
	15	1	–	–	–	675433-7	Hatthylla	Rear shelf				1200

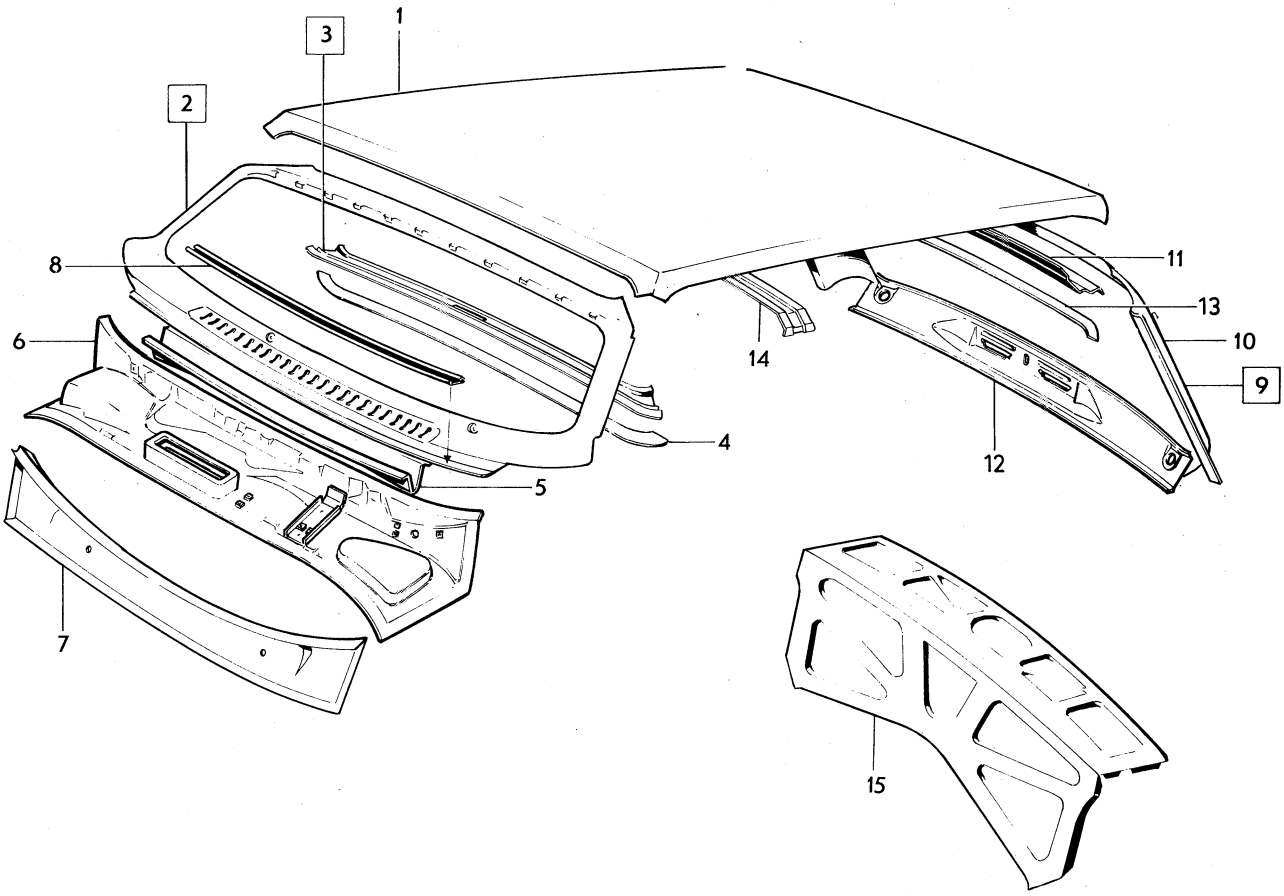

VOLVO PARTS
1 080 26842
(107:6)

Sida Page	Grupp Group	Karosseristomme	Body shell	Illustration	0650
44	8	. Takparti, 145 NT	. Roof section, 145 NT	11147 1980–04	

	Pos. Fig.	Antal/Quantity				Artikel nr Part No	Benämning	Description	Sats Kit	B P S R	Anmärkning Notes	
x	1	1	–	–	–	1254825-1	Takplåt	Roof plating		4	(686005)	1010
	2	1	–	–	–	1211316-3	Vindruteram	Windscreen frame		8	ERS AV 1 ST 1254959–8,	1020
											1 ST 1254559–8	1021
											1 ST 1254560–4,	1022
											1 ST 1254562–0,	1023
											2 ST 1254561–2	1024
											8 ST 1255553–8,	1025
											16 ST 1255551–2	1026
	3	1	–	–	–	686008-4	.Vindrutebalk	.Windscreen member				1030
	4	1	–	–	–	676065-6	..Taktygshållare	..Headlining retainer,				1[illegible]
							främre	forward				1[illegible]
	5	1	–	–	–	1213984-6	Skyddsplåt	Protector plate				1060
x	6	1	–	–	–	1202788-4	Torpedbalk	Cowl member		5	(1213000) EXCL	1070
											AUSTRALIA, MALAYSIA	1071
											SOUTH AFRICA.	1080
		1	–	–	–	1202790-0	Torpedbalk	Cowl member		5	(1213561) AUSTRALIA,	10[illegible]
											MALAYSIA,	1[illegible]
											SOUTH AFRICA.	1083
x	7	1	–	–	–	1255625-4	Mellanbräda, överdel	Firewall, upper sectio		5	(684218) EXCL	1084
											AUSTRALIA, MALAYSIA,	1085
											SOUTH AFRICA.	1086
x		1	–	–	–	1255626-2	Mellanbräda, överdel	Firewall, upper sectio		5	(1213006) AUSTRALIA,	1087
											MALAYSIA,	1088
											SOUTH AFRICA.	1089
	8	1200	–	–	–	676082-1	Hållare	Retainer				1090
	9	1	–	–	–	676706-5	Takbåge	Roof arch				1100
	10	2	–	–	–	678680-0	Takbåge	Roof arch				1110
	11	1	–	–	–	677510-0	Tvärbalk	Cross member				1120

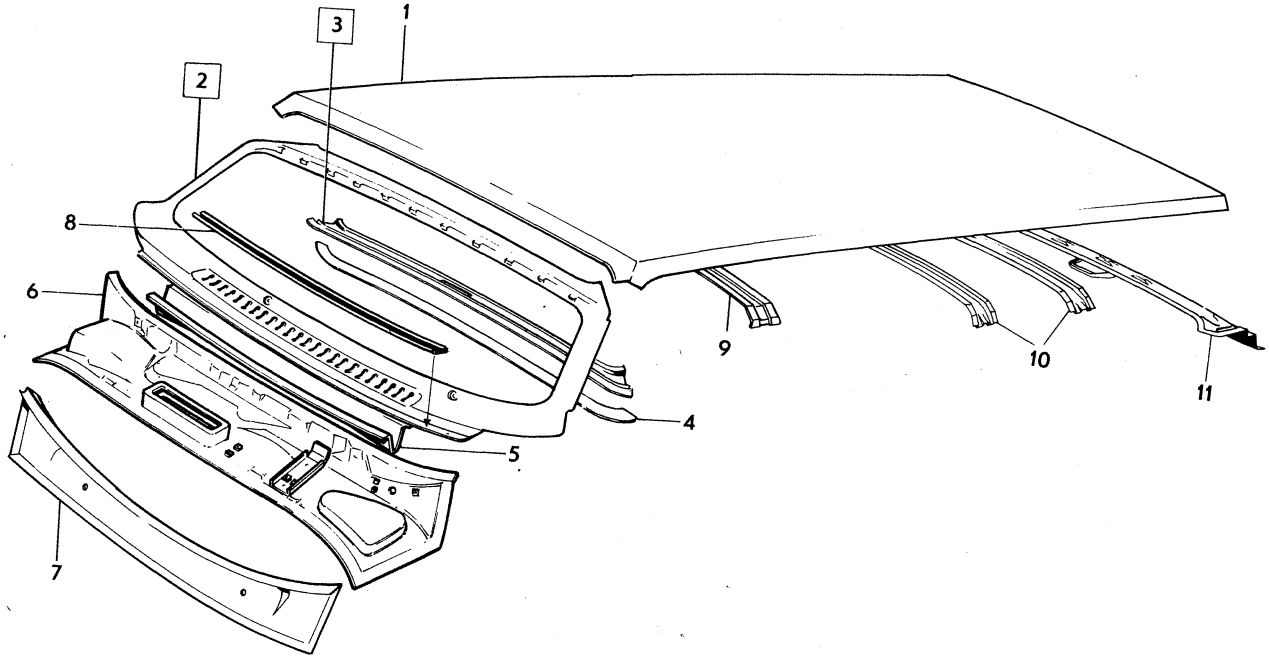

VOLVO PARTS
1 080 11147

Sida Page	Grupp Group	Karosseristomme	Body shell	Illustration	0700
46	8	. Takparti, 145 HT	. Roof section, 145 HT	11213 1980–04	

Pos. Fig.	Antal/Quantity				Artikel nr Part No	Benämning	Description	Sats Kit	B P S R	Anmärkning Notes	
1	1	–	–	–	683031-9	Takplåt, främre	Roof plating, forward				1010
2	1	–	–	–	683033-5	Takplåt, bakre	Roof plating, rear				1020
3	1	–	–	–	683035-0	.Hörnplåt, V	.Corner plate, L				1030
	1	–	–	–	683036-8	.Hörnplåt, H	.Corner plate, R				1040
4	1	–	–	–	1213139-7	Förstärkning, V	Reinforcement, L		8		1050
	1	–	–	–	1213140-5	Förstärkning, H	Reinforcement, R				1060
5	6	–	–	–	943779-9	Skruv	Screw				1070
6	6	–	–	–	666284-5	Gummibricka	Rubber washer				1080
7	1	–	–	–	1211316-3	Vindruteram	Windscreen frame			ERS AV 1 ST 1254959–8, 1 ST 1254559–8, 1 ST 1254560–4, 1 ST 1254562–0, 2 ST 1254561–2, 8 ST 1255553–8, 16 ST 1255551–2	1090 1[illegible] 1092 1093 1094 1095 1096
8	1	–	–	–	686008-4	.Vindrutebalk	.Windscreen member				11[illegible]
9	1	–	–	–	676065-6	..Taktygshållare	..Head lining retainer				11[illegible]
10	1	–	–	–	1213984-6	Skyddsplåt	Protector plate				1120
x 11	1	–	–	–	1202788-4	Torpedbalk	Cowl member		5	(1213000)	1130
x 12	1	–	–	–	1255625-4	Mellanbräda, överdel	Firewall, upper sectio		5	(684218)	1140
13	1200	–	–	–	676082-1	Hållare	Retainer				1150
14	1	–	–	–	683125-9	Takbåge	Roof arch				1160
15	2	–	–	–	683126-7	Knutplåt	Tie plate				1170
16	1	–	–	–	683122-6	Knutplåt, V	Tie plate, L				1180
	1	–	–	–	683123-4	Knutplåt, H	Tie plate, R				1190
17	1	–	–	–	683045-9	Knutplåt, V	Tie plate, L				1200
	1	–	–	–	683046-7	Knutplåt, H	Tie plate, R				1210
18	1	–	–	–	683148-1	Hållare, takklädsel, V	Head lining retainer, L				1220
	1	–	–	–	683149-9	Hållare, takklädsel, H	Head lining retainer, R				1230
19	1	–	–	–	683040-0	Tvärbalk	Cross member				1240
20	1	–	–	–	683213-3	Bakstolpe, övre, inre, V	Rear pillar, upper, inner, L				1250 1260
	1	–	–	–	683214-1	Bakstolpe, övre, inre, H	Rear pillar, upper, inner, R				1270 1280
21	2	–	–	–	683141-6	Hållare	Retainer				1290

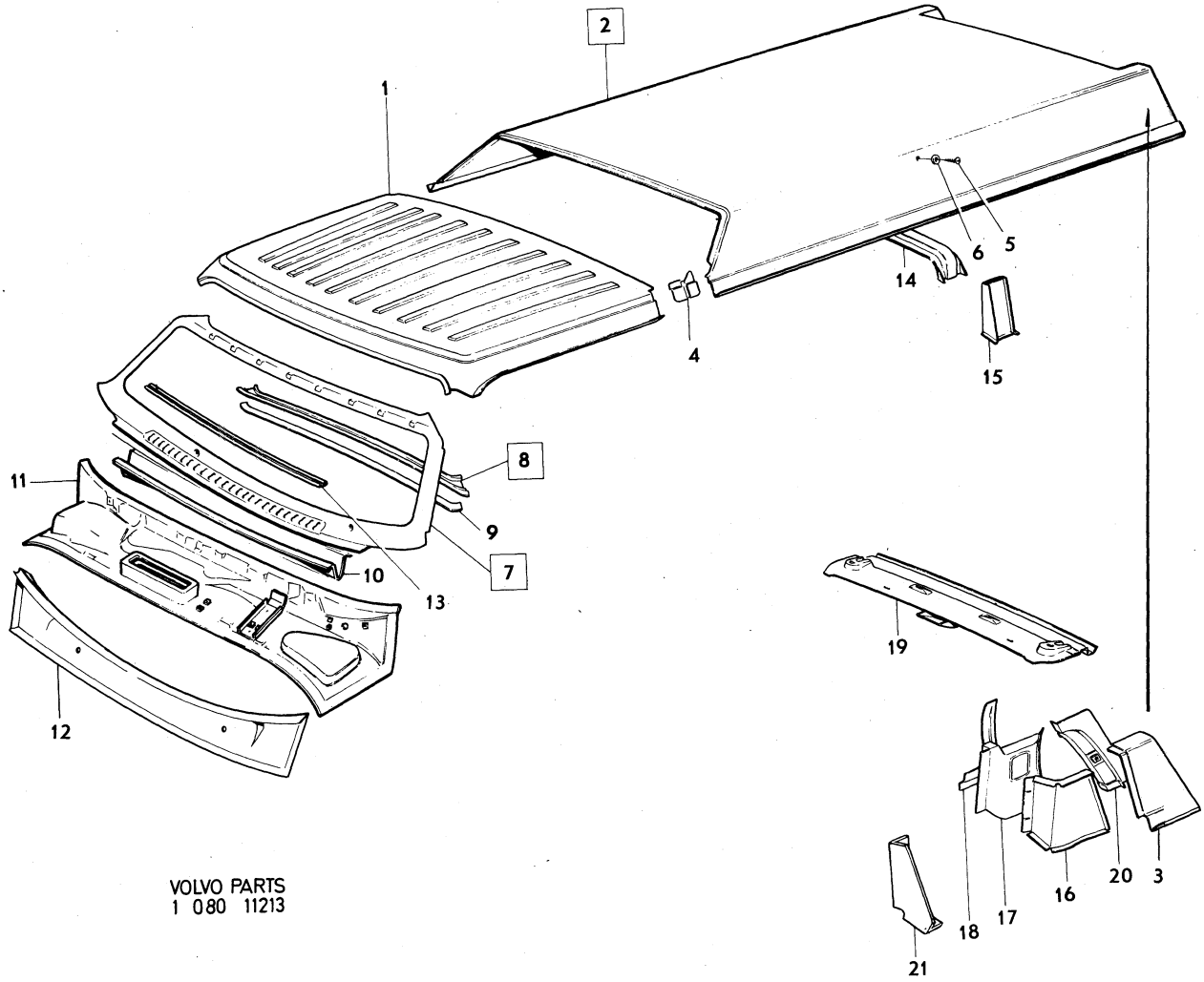

VOLVO PARTS
1 080 11213

Sida Page	Grupp Group	Karosseristomme	Body shell	Illustration	0750
		. Dörrar. 142 CH –393949.	. Doors. 142 CH –393949.	27077	
48	8	.144 CH –427999 145 CH –210049	.144 CH –427999 145 CH –210049	1980–04	

Pos. Fig.	Antal/Quantity 142	144	145		Artikel nr Part No	Benämning	Description	Sats Kit	B P S R	Anmärkning Notes	
1	1	–	–	–	1211626-5	Dörr, V	Door, L				1010
	–	1	1	–	1211630-7	Dörr, främre, V	Door, forward, L				1020
	1	–	–	–	1211627-3	Dörr, H	Door, R				1030
	–	1	1	–	1211631-5	Dörr, främre, H	Door, forward, R				1040
2	–	1	1	–	1211634-9	Dörr, bakre, V	Door, rear, L				1050
	–	1	1	–	1211635-6	Dörr, bakre, H	Door, rear, R				1060
3	1	–	–	–	686862-4	.Ytterplåt, V	.Outer plating, L				1070
	–	1	1	–	686868-1	.Ytterplåt, främre, V	.Outer plating, forward, L				1080
	1	–	–	–	686863-2	.Ytterplåt, H	.Outer plating, R				1100
	–	1	1	–	686869-9	.Ytterplåt, främre, H	.Outer plating, forward, R				[illegible]
4	–	1	1	–	686874-9	.Ytterplåt, bakre, V	.Outer plating, rear, L				1130
	–	1	1	–	686875-6	.Ytterplåt, bakre, H	.Outer plating, rear, R				1140
5	–	4	4	–	677907-8	.Konsol	.Bracket				1150
6	660	660	660	–	676082-1	.Hållare, tätningslist, V	.Retainer, seal moulding, L				1160 [illegible]
	660	660	660	–	676082-1	.Hållare, tätningslist, H	.Retainer, seal moulding, R				[illegible] 1190
7	480	730	730	–	676082-1	.Hållare, tätningslist, V	.Retainer, seal moulding, L				1200 1210
	480	730	730	–	676082-1	.Hållare, tätningslist, H	.Retainer, seal moulding, R				1220 1230
8	650	650	650	–	676082-1	.Hållare, tätningslist, V	.Retainer, seal moulding, L				1240 1250
	650	650	650	–	676082-1	.Hållare, tätningslist, H	.Retainer, seal moulding, R				1260 1270
9	–	660	660	–	676082-1	.Hållare, tätningslist, V	.Retainer, seal moulding, L				1280 1290
	–	660	660	–	676082-1	.Hållare, tätningslist, H	.Retainer, seal moulding, R				1300 1310
10	–	280	280	–	676082-1	.Hållare, tätningslist, V	.Retainer, seal moulding, L				1320 1330
	–	280	280	–	676082-1	.Hållare, tätningslist, H	.Retainer, seal moulding, R				1340 1350
11	–	680	680	–	676082-1	.Hållare, tätningslist, V	.Retainer, seal moulding, L				1360 1370
	–	680	680	–	676082-1	.Hållare, tätningslist, H	.Retainer, seal moulding, R				[illegible]
12	2	4	4	–	1203347-8	Gångjärn, övre, V nedre, H	Hinge, upper, L lower, R			(686400)	1400 1410
13	2	4	4	–	1203348-6	Gångjärn, nedre, V övre, H	Hinge, lower, L upper, R			(686401)	1420 1430
14	8	8	8	–	942402-9	Skruv, främre dörr	Bolt, forward door				[illegible]
	–	8	8	–	944012-4	Skruv, bakre dörr	Bolt, rear door				[illegible]
15	12	24	24	–	942402-9	Skruv	Bolt				1460
16	4	4	4	–	680266-4	Bricka, främre dörr	Washer, forward door				1470
	–	4	4	–	1203994-7	Bricka, bakre dörr	Washer, rear door		3	(676970)	1480
17	ERF	ERF	ERF	–	684738-8	Justerbleck	Adjuster washer				1490

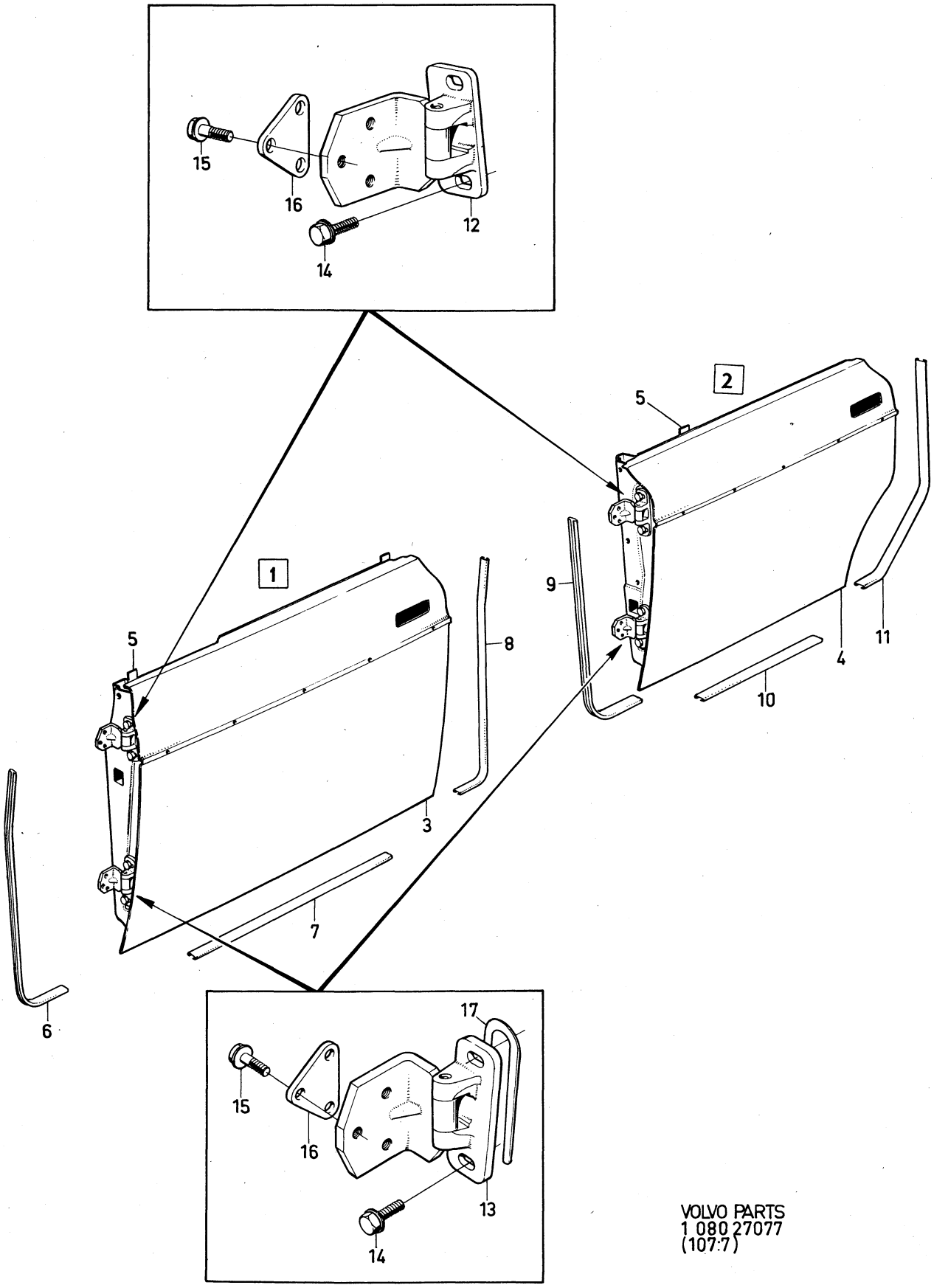

VOLVO PARTS
1 080 27077
(107:7)

Sida Page	Grupp Group	Karosseristomme	Body shell	Illustration	0800
		. Dörrar. 142 CH 393950–.	. Doors. 142 CH 393950–.	11571	
50	8	.144 CH 428000– 145 CH 210050–	.144 CH 428000– 145 CH 210050–	1980–04	

Pos. Fig.	Antal/Quantity 142	144	145		Artikel nr Part No	Benämning	Description	Sats Kit	B P S R	Anmärkning Notes	
1	1	–	–	–	1211526-7	Dörr, V	Door, L		8	ERS AV 1ST 1304169–4,	1010
										1 ST 1259485–9	1011
	–	1	1	–	1211532-5	Dörr, främre, V	Door, forward, L		8	ERS AV 1 ST 1304167–8,	1020
										1 ST 1259485–9	1021
x	1	–	–	–	1203501-0	Dörr, H	Door, R		2	(1211527)	1030
	–	1	1	–	1211533-3	Dörr, främre, H	Door, forward, R		8	ERS AV 1 ST 1304168–6,	1040
										1 ST 1259485–9	1041
2	–	1	1	–	1211538-2	Dörr, bakre, V	Door, rear, L		8	ERS AV 1ST 1255470–5,	1050
										2 ST 1254131–4,	1051
										2 ST 1254132–2,	1052
										2 ST 956206–7	1[illegible]
x	–	1	1	–	1203505-1	Dörr, bakre, H	Door, rear, R		2	(1211539)	1060
x 3	1	–	–	–	1254118-1	.Ytterplåt, V	.Outer plating, L		2	(1211544)	1070
	–	1	1	–	1211550-7	.Ytterplåt, främre, V	.Outer plating, forward, L		8	ERS AV 1 ST 1254122–3,	1080
										1 ST 1254116–5,	1090
										1 ST 956073–1	1091
	1	–	–	–	1211545-7	.Ytterplåt, H	.Outer plating, R		8	ERS AV 1 ST 1254119–9,	1[illegible]
										1 ST 1254116–5,	1101
										1 ST 956073–1	1102
	–	1	1	–	1211551-5	.Ytterplåt, främre, H	.Outer plating, forward, R			ERS AV 1 ST 1254123–1,	1110
										1 ST 1254116–5,	1120
										1 ST 956073–1	1121
4	–	1	1	–	1213515-8	.Ytterplåt, bakre, V	.Outer plating, rear, L				1130
	–	1	1	–	1213516-6	.Ytterplåt, bakre, H	.Outer plating, rear, R				1140
5	4	4	4	–	677907-8	.Konsol	.Bracket				1150
6	660	660	660	–	676082-1	.Hållare,	.Retainer,				1160
						tätningslist, V	seal moulding, L				1170
	660	660	660	–	676082-1	.Hållare,	.Retainer,				1180
						tätningslist, H	seal moulding, R				1190
7	730	480	480	–	676082-1	.Hållare,	.Retainer				1200
						tätningslist, V	seal moulding, L				1210
	730	480	480	–	676082-1	.Hållare,	.Retainer				1220
						tätningslist, H	seal moulding, R				1230
8	650	650	650	–	676082-1	.Hållare,	.Retainer,				1240
						tätningslist, V	seal moulding, L				1250
	650	650	650	–	676082-1	.Hållare,	.Retainer,				1260
						tätningslist, H	seal moulding, R				1270
9	–	660	660	–	676082-1	.Hållare,	.Retainer,				12[illegible]
						tätningslist, V	seal moulding, L				1290
	–	660	660	–	676082-1	.Hållare,	.Retainer,				1300
						tätningslist, H	seal moulding, R				1310
10	–	280	280	–	676082-1	.Hållare,	.Retainer,				1320
						tätningslist, V	seal moulding, L				1330
	–	280	280	–	676082-1	.Hållare,	.Retainer,				13[illegible]
						tätningslist, H	seal moulding, R				1350
11	–	680	680	–	676082-1	.Hållare,	.Retainer,				1360
						tätningslist, V	seal moulding, L				1370
	–	680	680	–	676082-1	.Hållare,	.Retainer,				1380
						tätningslist, H	seal moulding, R				1390
12	2	4	4	–	1203347-8	Gångjärn, övre, V	Hinge, upper, L				1400
						nedre, H	lower, R				1410
13	2	4	4	–	1203348-6	Gångjärn, nedre, V	Hinge, lower, L				1420
						övre, H	upper, R				1430
14	8	16	16	–	955295-1	Skruv	Screw			TID UTF	1440
15	8	16	16	–	955894-1	Bricka	Washer			TID UTF	1450
	8	16	16	–	946440-5	Flänsskruv	Flange screw			SEN UTF	1455
16	12	24	24	–	955295-1	Skruv	Bolt				1460
17	12	24	24	–	955894-1	Bricka	Washer				1470
18	4	4	4	–	680266-4	Bricka, främre dörr	Washer, forward door				1480
	–	4	4	–	1203994-7	Bricka, bakre dörr	Washer, rear door		3	(676970)	1490
19	ERF	ERF	ERF	–	684738-8	Justerbleck	Adjuster washer				1500

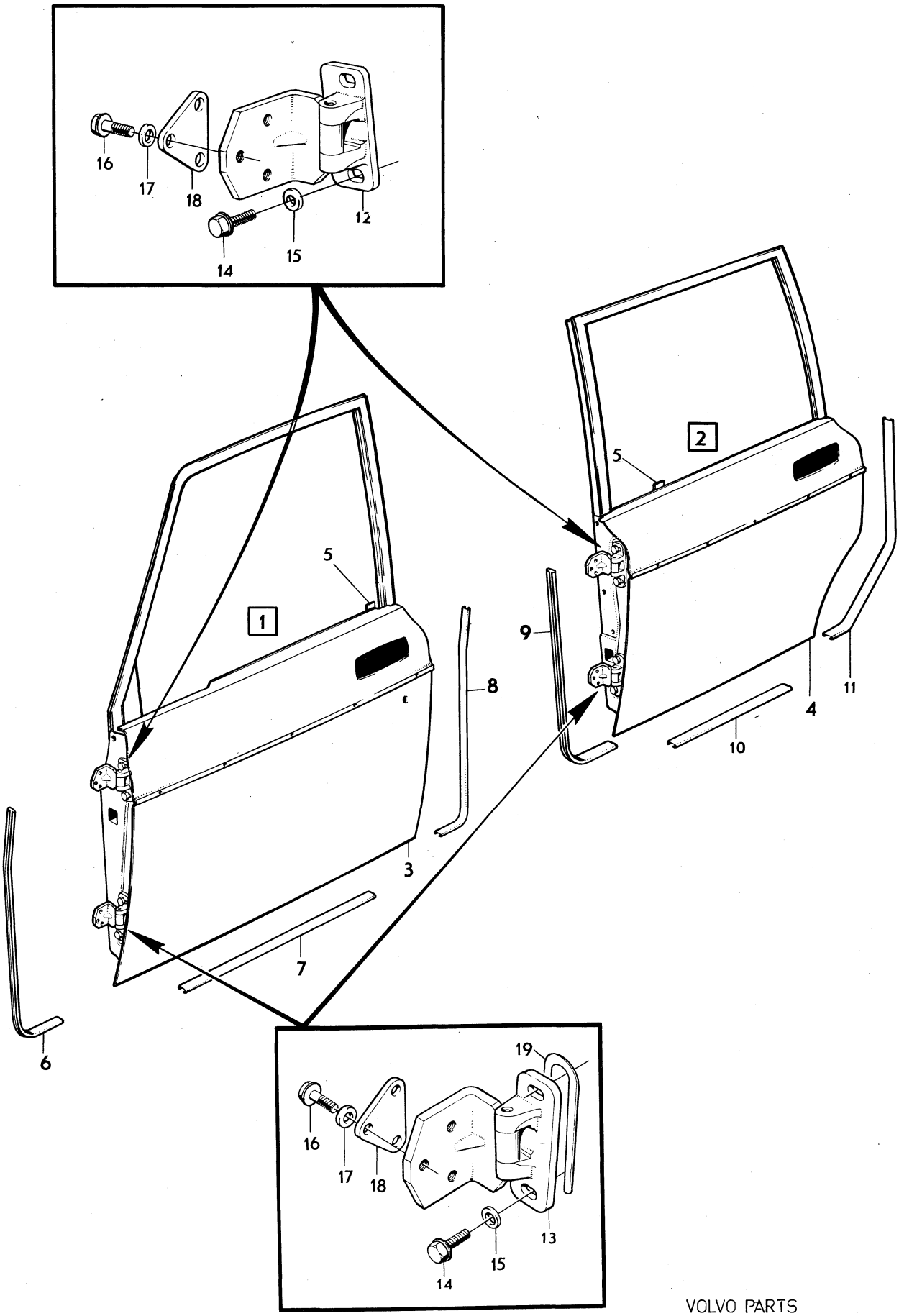

VOLVO PARTS
1 080 11571

Sida Page	Grupp Group	Karosseristomme	Body shell	Illustration	0850
52	8	. Baklucka	. Luggage compartment lid, .tail gate	10333 1980–04	

	Pos. Fig.	Antal/Quantity				Artikel nr Part No	Benämning	Description	Sats Kit	B P S R	Anmärkning Notes	
x	1	1	–	–	–	1255079-4	Baklucka	Luggage compartment lid		2	142, 144 (675564)	1010 1011
x	2	1	–	–	–	676080-5	.Hållare, tätningslist	.Retainer, seal moulding		3		1020 1021
x	3	1	–	–	–	676081-3	.Hållare, tätningslist	.Retainer, seal moulding		3		1030 1031
	4	1	–	–	–	680019-7	Gångjärn, V	Hinge, L			142, 144	1040
		1	–	–	–	680020-5	Gångjärn, H	Hinge, R			142, 144	1050
	5	4	–	–	–	943909-2	Skruv	Screw			142, 144	1060
	6	6	–	–	–	942402-9	Skruv	Screw			142, 144	1070
x	7	1	–	–	–	1203555-6	Baklucka	Tail gate		2	(688341) 145 NT	1[illegible]
		1	–	–	–	687297-2	Baklucka	Tail gate			145 HT	1090
	8	1	–	–	–	688340-9	.Baklucka, yttre	.Tail gate, outer			145 NT	1100
	9	1	–	–	–	950018-2	..Skruv för låscylinder	..Screw for lock cylinder				1110 1120
	10	2	–	–	–	680559-2	.Pinne	.Pin				1130
	11	2	–	–	–	955894-1	.Bricka	.Washer				1[illegible]
	12	2	–	–	–	941907-8	.Fjädrande bricka	.Resilient washer				1150
	13	1	–	–	–	678760-0	.Hållare, tätningslist, V	.Retainer, seal moulding, L			145 NT	1160 1170
		1	–	–	–	678761-8	.Hållare, tätningslist, H	.Retainer, seal moulding, R			145 NT	1180 1190
		–	–	–	–		.Hållare, tätningslist	.Retainer, seal moulding		8	145 HT	1200
x	14	1	–	–	–	1203420-3	Gångjärn, V	Hinge, L		3	(679552) 145	1210
x		1	–	–	–	1203421-1	Gångjärn, H	Hinge, R		3	(679553) 145	1220
	15	2	–	–	–	942402-9	Skruv	Screw			145	1230
	16	4	–	–	–	955524-4	Skruv	Screw			145	1240
	17	4	–	–	–	960141-0	Bricka	Washer			145	1250
	18	2	–	–	–	120265-4	Bricka	Washer			145	1260
	19	2	–	–	–	950342-6	Skruv	Screw			145	1270
	20	2	–	–	–	941907-8	Fjädrande bricka	Resilient washer			145	1280
	21	1	–	–	–	679609-8	Underlägg, V	Base, L			145	1290
		1	–	–	–	679610-6	Underlägg, H	Base, R			145	1300
	22	1	–	–	–	679607-2	Underlägg, V	Base, L			145	1310
		1	–	–	–	679608-0	Underlägg, H	Base, R			145	1320

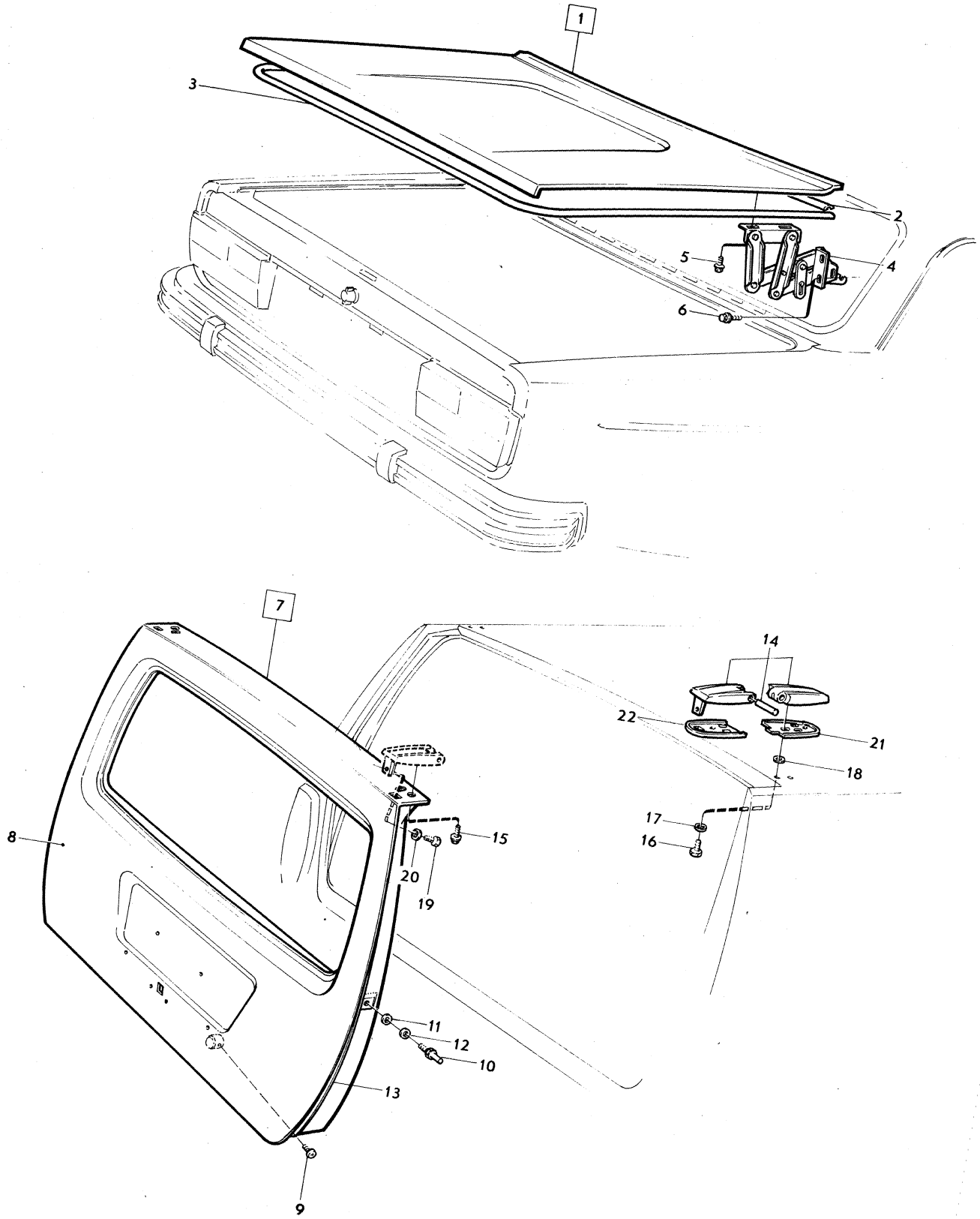

VOLVO PARTS
1 080 10333

Sida Page	Grupp Group	Framdörrar, detaljer	Forward doors, components	Illustration	0900
		142 CH –393949, 144 CH –427999	142 CH –393949, 144 CH –427999	13299	
54	8	145 CH –210049	145 CH –210049	1980–04	

	Pos. Fig.	Antal/Quantity				Artikel nr Part No	Benämning	Description	Sats Kit	B P S R	Anmärkning Notes	
x	1	1	–	–	–	1202680-3	Lås, V	Lock, L		3	(675700)	1010
x		–	–	–	–	1202681-1	Lås, H	Lock, R		3	(675701)	1020
	2	2	–	–	–	675965-8	.Buffert	.Buffer				1030
	3	4	–	–	–	950045-5	Skruv	Screw			L 13	1040
		2	–	–	–	950044-8	Skruv	Screw			L 9,5	1050
	4	6	–	–	–	940155-5	Låsbricka	Lock washer				1060
	5	2	–	–	–	679758-3	Gummimellanlägg	Rubber spacer				1070
	6	1	–	–	–	677133-1	Låsskydd, V	Lock guard, L				1080
		1	–	–	–	677134-9	Låsskydd, H	Lock guard, R				1090
	7	4	–	–	–	955137-5	Skruv	Screw				1[illegible]
	8	1	–	–	–	680370-4	Dörröppnare, V	Door opener, L		8	142 ERS AV 1 ST	11[illegible]
											1203316–3, 1 ST	1111
											946418–1, 1 ST	1112
											958246–1, 1 ST	1113
											1203311–4	1114
		1	–	–	–	680371-2	Dörröppnare, H	Door opener, R		8	142 ERS AV 1 ST	11[illegible]
											1203317–1, 1 ST	11[illegible]
											946418–1, 1 ST	1122
											958246–1, 1 ST	1123
											1203311–4	1124
		2	–	–	–	680369-6	Dörröppnare	Door opener			144, 145, ERS AV	1130
											1 ST 1203315–5,	1135
											1 ST 946418–1,	1136
											1 ST 958246–1,	1137
											1 ST 1203311–4	1138
	9	4	–	–	–	943159-4	Skruv	Screw				1140
	10	2	–	–	–	61544-3	Fjädrande bricka	Resilient washer				1150
	11	2	–	–	–	955893-3	Bricka	Washer				1160
	12	2	–	–	–	94641-8	Clips	Clip				1170
	13	2	–	–	–	679800-3	Handtag	Handle				1180
	14	1	–	–	–	680662-4	Styrkåpa, V	Guide casing, L				1190
		1	–	–	–	680663-2	Styrkåpa, H	Guide casing, R				1200
	15	2	–	–	–	680660-8	Tätning	Seal				1210
	16	2	–	–	–	685735-3	Returfjäder	Return spring			(676574)	1220
	17	1	–	–	–	685000-2	Handtag, yttre, V	Handle, outer, L		8	ERS AV 1 ST 1202430–3	1240
											OCH 1 ST 956091–3	1241
		1	–	–	–	685001-0	Handtag, yttre, H	Handle, outer, R		8	ERS AV 1 ST 1202431–1	12[illegible]
											OCH 1 ST 956091–3	12[illegible]
	18	2	–	–	–	685836-9	Prydnadslist	Trim moulding			CAN	1260
x	18a	2	–	–	–	1254345-0	Tätningslist	Seal moulding		2	(685009) EXCL CAN	1270
		2	–	–	–	685888-0	Tätningslist	Seal moulding			CAN	1280
	19	4	–	–	–	950044-8	Skruv	Screw				1300
	20	4	–	–	–	940155-5	Låsbricka	Lock washer				13[illegible]
	21	2	–	–	–	686890-5	Länk	Link				13[illegible]
	22	2	–	–	–	685007-7	Fjäder	Spring				1330
	23	2	–	–	–	687838-3	Tapp	Pin				1340
	24	2	–	–	–	945773-0	Bricka	Washer				1350
	25	2	–	–	–	94641-8	Clips	Clip				1360
	26	2	–	–	–	676637-2	Länk	Link				1370
	27	2	–	–	–	676995-4	Klammer	Clip				1380
	28	2	–	–	–	1203219-9	Låsknapp	Lock button			(666424)	1390
	29	1	–	–	–	675553-2	Låsbleck, V	Striker plate, L				1400
		1	–	–	–	675554-0	Låsbleck, H	Striker plate, R				1410
	30	ERF	–	–	–	681528-6	Justerbleck	Adjuster washer				1420
	31	2	–	–	–	677223-0	Packning	Gasket				1430
	32	8	–	–	–	943298-0	Skruv	Screw				1440

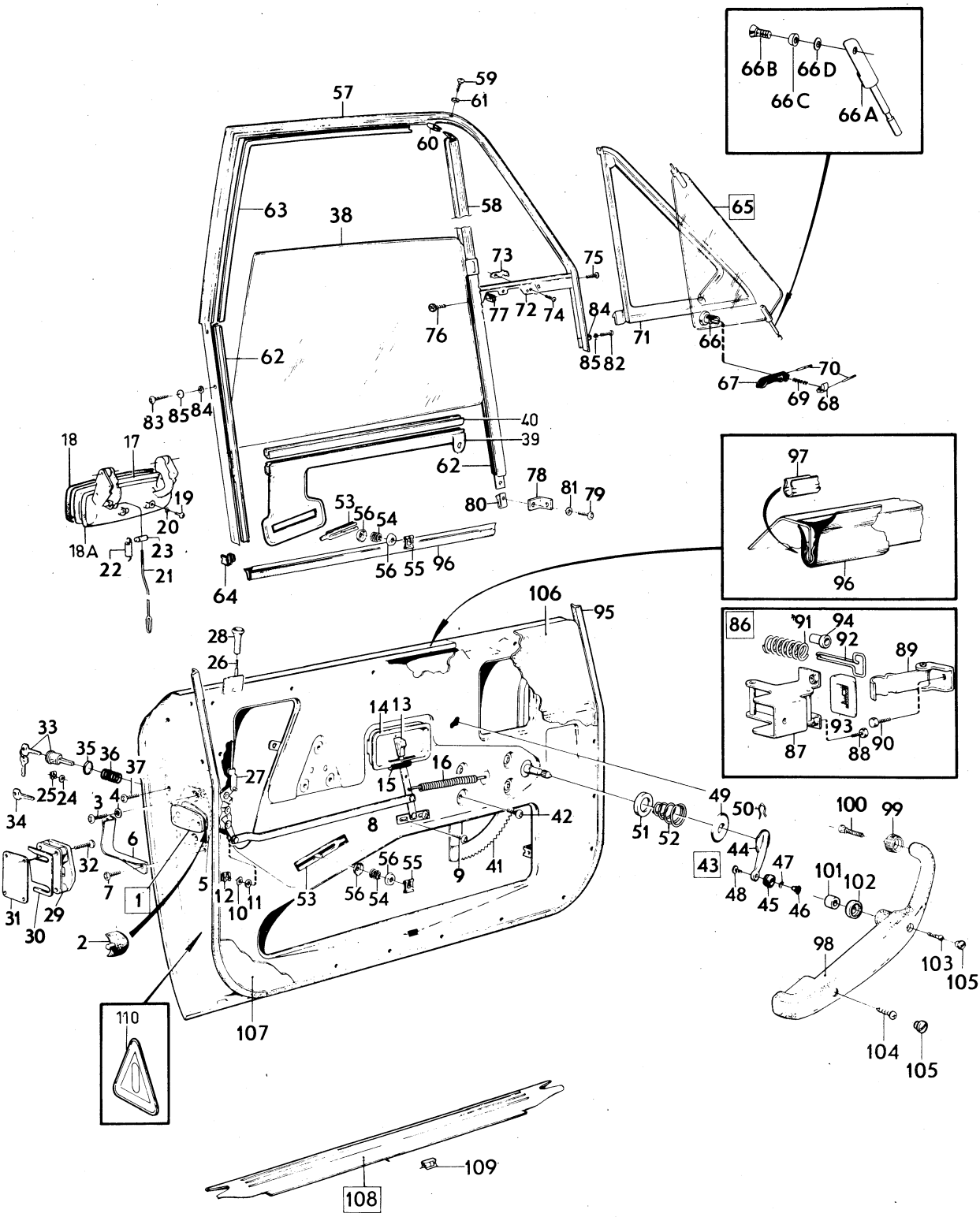

VOLVO PARTS
1 080 13299
(11045)

Sida Page	Grupp Group	Framdörrar, detaljer	Forward doors, components	Illustration	0900
		142 CH –393949, 144 CH –427999	142 CH –393949, 144 CH –427999	13299	
56	8	145 CH –210049	145 CH –210049	1980–04	

Pos. Fig.	Antal/Quantity				Artikel nr Part No	Benämning	Description	Sats Kit	B P S R	Anmärkning Notes	
33	2	–	–	–	1213237-9	Låscylinder med	Lock cylinder with			1)	1450
						två nycklar	two keys				1460
34	ERF	–	–	–	1213202-3	Nyckel, ämne	Key blank				1470
35	2	–	–	–	655532-0	Gummitätning	Rubber seal				1480
36	2	–	–	–	686272-6	Fjäder	Spring				1490
37	2	–	–	–	950018-2	Skruv	Screw				1500
38	1	–	–	–	675956-7	Glas, V	Glass, L			2) 142	2010
	1	–	–	–	683968-2	Glas, V	Glass, L			3) 142	2020
	1	–	–	–	675621-7	Glas, V	Glass, L			2) 144, 145	2030
	1	–	–	–	1213546-3	Glas, V	Glass, L			3) 144, 145 STD	[illegible]
	1	–	–	–	1213874-9	Glas, V	Glass, L			3)	[illegible]
										144, 145 SPEC UTF 6138	2042
	1	–	–	–	675957-5	Glas, H	Glass, R			2) 142	2050
	1	–	–	–	683969-0	Glas, H	Glass, R			3) 142	2060
	1	–	–	–	675622-5	Glas, H	Glass, R			2) 144, 145	2070
	1	–	–	–	1213547-1	Glas, H	Glass, R			3) 144, 145 STD	[illegible]
	1	–	–	–	1213875-6	Glas, H	Glass, R			3)	[illegible]
										144, 145 SPEC UTF 6138	2082
39	1	–	–	–	675927-8	Hisskena, V	Elevator channel, L				2090
	1	–	–	–	675928-6	Hisskena, H	Elevator channel, R				2100
40	780	–	–	–	96343-9	Fyllnadsband	Filler strip			14) 2X 390	2110
	780	–	–	–	1213920-0	Fyllnadsband	Filler strip			15) 2X 390	2111
41	1	–	–	–	1211437-7	Fönsterhiss, V	Window elevator, L				2120
	1	–	–	–	1211438-5	Fönsterhiss, H	Window elevator, R				2130
42	8	–	–	–	943159-4	Skruv	Bolt				2140
43	2	–	–	–	687895-3	Hissvev	Elevator crank				2150
44	2	–	–	–		.Arm	.Arm		8		2160
45	2	–	–	–	687893-8	.Knopp	.Button				2170
46	2	–	–	–	687894-6	.Axel	.Shaft				2180
47	2	–	–	–	673541-9	.Fjädrande bricka	.Resilient washer				2190
48	2	–	–	–	955120-1	.Skruv	.Screw				2200
49	2	–	–	–	680022-1	Bricka	Washer				2210
50	2	–	–	–	687299-8	Fjäder	Spring				2220
51	2	–	–	–	676215-7	Bricka	Washer				2230
52	2	–	–	–	659949-2	Fjäder	Spring				2240
53	4	–	–	–	676365-0	Skoning	Pad				2250
54	6	–	–	–	684830-3	Fjäder	Spring				[illegible]
55	6	–	–	–	943926-6	Säkringsbygel	Safety catch				[illegible]
56	12	–	–	–	676791-7	Bricka	Washer				2280
57	1	–	–	–	676359-3	Dörrbåge, V	Door arch, L			142	2290
	1	–	–	–	675763-7	Dörrbåge, V	Door arch, L			144, 145	2300
	1	–	–	–	676360-1	Dörrbåge, H	Door arch, R			142	2310
	1	–	–	–	675764-5	Dörrbåge, H	Door arch, R			144, 145	[illegible]
58	1	–	–	–	675659-7	Styrskena, V	Guide channel, L				[illegible]
	1	–	–	–	675660-5	Styrskena, H	Guide channel, R				2340
59	2	–	–	–	955141-7	Skruv	Screw				2350

1. Låscylindersats bestående av 4 st låscylindrar (dörr V och H, baklucka samt handskfack) med 2 st gemensamma nycklar beställes under det.nr 1213540. Lock cylinder kit consisting of 4 lock cylinders (left and right doors, luggage compartement and glove box) with two common keys has Kit No. 1213540. Le jeu de cylindres de fermeture se compose de 4 cylindres de fermeture (porte G et D, porte de coffre à bagages et boite à gants) ayant 2 clés communes. Ces cylindres de fermeture sont commandés sous le no de dét. 1213540. Der Schlosszylindersats besteht aus 4 Schlosszylindern (Tür links und rechts, Kofferraumdeckel sowie Handschuhkasten) mit 2 gemeinsamen Schlüsseln sind unter der Ersatzteilnummer 1213540 zu bestellen. El juego del cilindro de carradura se compone de 4 cilindros de carradura (puertas izq. y der., tapa baúl y guantera), con 2 llaves comunes. Se solicita bajo el número de detalle 1213540.
2. Ofärgat glas. Clear glass. Verre non coloré. Klarglas. Cristal incoloro.
3. Färgat glas. Tinted glass. Verre coloré. Gefärbtes Glas. Cristal de color.
14. För glas TJ = 4,8 mm. For glass Th = 4.8 mm. Pour épaisseur de VERRE = 4,8 mm. Für Glas, D = 4,8 mm. Para cristal, ESPESOR = 4,8 mm.
15. För glas TJ = 4,2 mm. For glass Th = 4.2 mm. Pour épaisseur de VERRE = 4,2 mm. Für Glas D = 4,2 mm. Para cristal, ESPESOR = 4,2 mm.

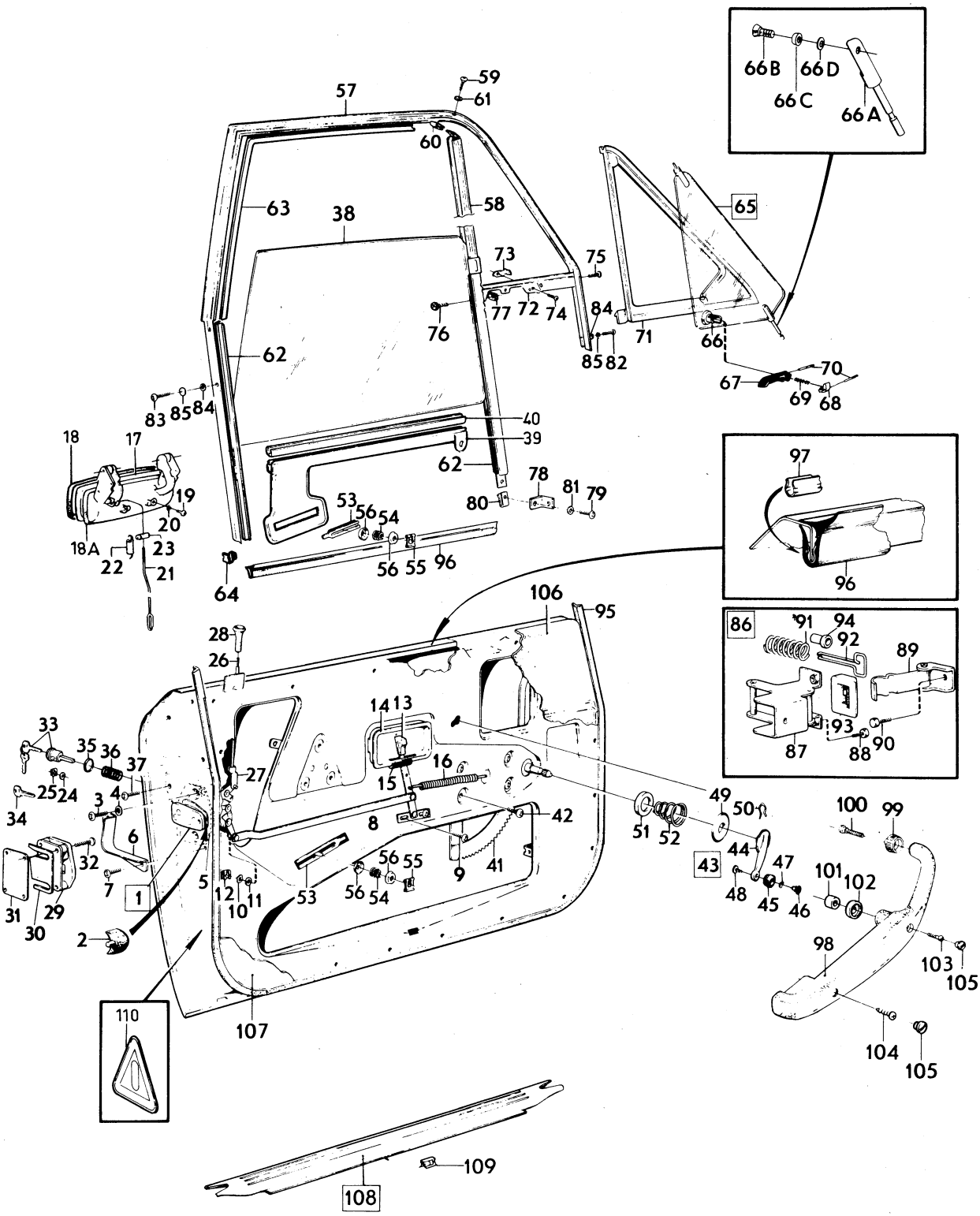

VOLVO PARTS
1 080 13299
(11045)

Sida Page	Grupp Group	Framdörrar, detaljer	Forward doors, components	Illustration	0900
		142 CH –393949, 144 CH –427999	142 CH –393949, 144 CH –427999	13299	
58	8	145 CH –210049	145 CH –210049	1980–04	

Pos. Fig.	Antal/Quantity				Artikel nr Part No	Benämning	Description	Sats Kit	B P S R	Anmärkning Notes	
60	2	–	–	–	191391-2	Plåtmutter	Speed nut				2360
61	2	–	–	–	940090-4	Bricka	Washer				2370
62	4	–	–	–	1211447-6	Styrlist	Guide channel				2380
63	3200	–	–	–	676675-2	Styrlist	Guide channel			142. 2 X 1600.	2390
	2600	–	–	–	676675-2	Styrlist	Guide channel			144, 145. 2 X 1300.	2400
64	2	–	–	–	945694-8	Clips	Clip				2410
65	1	–	–	–	687880-5	Ventilationsfönster, V	Ventilator window, L			2)	2420
	1	–	–	–	684560-6	Ventilationsfönster, V	Ventilator window, L			3)	2430
	1	–	–	–	687881-3	Ventilationsfönster, H	Ventilator window, R			2)	2440
	1	–	–	–	684561-4	Ventilationsfönster, H	Ventilator window, R			3)	2[illegible]
66	–	–	–	–		.Axel	.Shaft		8		2[illegible]
66a	–	–	–	–		.Axel	.Shaft		8		2452
66b	–	–	–	–	943662-7	.Skruv	.Screw				2453
66c	–	–	–	–	682986-5	.Bricka	.Washer				2454
66d	–	–	–	–	683917-9	.Bricka	.Washer				2455
67	1	–	–	–	683955-9	Handtag, V	Handle, L				2[illegible]
	1	–	–	–	683956-7	Handtag, H	Handle, R				2[illegible]
68	1	–	–	–	683957-5	Låsknapp, V	Lock button, L				2480
	1	–	–	–	683958-3	Låsknapp, H	Lock button, R				2490
69	2	–	–	–	683959-1	Fjäder	Spring				2500
70	4	–	–	–	684425-2	Pinne	Pin				2510
71	1	–	–	–	675492-3	Tätningslist, V	Seal moulding, L				2520
	1	–	–	–	675493-1	Tätningslist, H	Seal moulding, R				2530
72	1	–	–	–	675610-0	Konsol, V	Bracket, L				2540
	1	–	–	–	675611-8	Konsol, H	Bracket, R				2550
73	2	–	–	–	662710-3	Överfall	Cap				3010
74	2	–	–	–	944296-3	Skruv	Screw				3011
75	2	–	–	–	950113-1	Skruv	Screw				3012
76	4	–	–	–	955140-9	Skruv	Screw				3020
77	4	–	–	–	191391-2	Plåtmutter	Speed nut				3030
78	2	–	–	–	675888-2	Konsol	Bracket				3040
79	6	–	–	–	955140-9	Skruv	Screw				3050
80	6	–	–	–	191391-2	Plåtmutter	Speed nut				3060
81	6	–	–	–	192292-1	Bricka	Washer				3070
82	4	–	–	–	955523-6	Skruv	Screw				3080
83	4	–	–	–	955522-8	Skruv	Screw				3090
84	8	–	–	–	941907-8	Bricka	Washer				31[illegible]
85	8	–	–	–	955949-3	Låsbricka	Lock washer				3[illegible]
86	–	–	–	–		Dörrstopp	Door stop		8		3120
87	2	–	–	–	1203141-5	.Konsol	.Bracket			(677939)	3130
88	6	–	–	–	943159-4	.Skruv	.Flanged bolt				3140
89	2	–	–	–	677937-5	.Stopparm	.Stop arm				3150
90	2	–	–	–	942402-9	.Skruv	.Bolt				31[illegible]
91	2	–	–	–	677938-3	.Fjäder	.Spring				3[illegible]
92	2	–	–	–	677932-6	.Fjäderstyrare	.Spring guide				3180
93	2	–	–	–	678531-5	.Tätning	.Seal				3190
94	2	–	–	–	680422-3	.Bussning	.Bushing				3200
x 95	1	–	–	–	1254985-3	Tätningslist, V	Seal moulding, L		2	(681875), (1213556)	3211
x	1	–	–	–	1254986-1	Tätningslist, H	Seal moulding, R		2	(1213557), (1213559)	3231
96	2	–	–	–	683646-4	Skraplist	Scrap moulding			142	3250
	2	–	–	–	683644-9	Skraplist	Scrap moulding			144, 145	3260
97	10	–	–	–	944102-3	Clips	Clip				3270
98	1	–	–	–	686261-9	Armstöd, V	Arm rest, L				3280
	1	–	–	–	686262-7	Armstöd, H	Arm rest, R				3290
99	2	–	–	–	1221188-4	Distanshylsa	Spacer sleeve				3300
x 100	2	–	–	–	1264415-9	Skruv	Screw		3	(1221187)	3310
101	2	–	–	–	685413-7	Distanshylsa	Spacer sleeve				3320
102	2	–	–	–	1221189-2	Distanshylsa	Spacer sleeve				3330
103	2	–	–	–	950050-5	Skruv	Screw				3340

2. Ofärgat glas. Clear glass. Verre non coloré. Klarglas. Cristal incoloro.
3. Färgat glas. Tinted glass. Verre coloré. Gefärbtes Glas. Cristal de color.

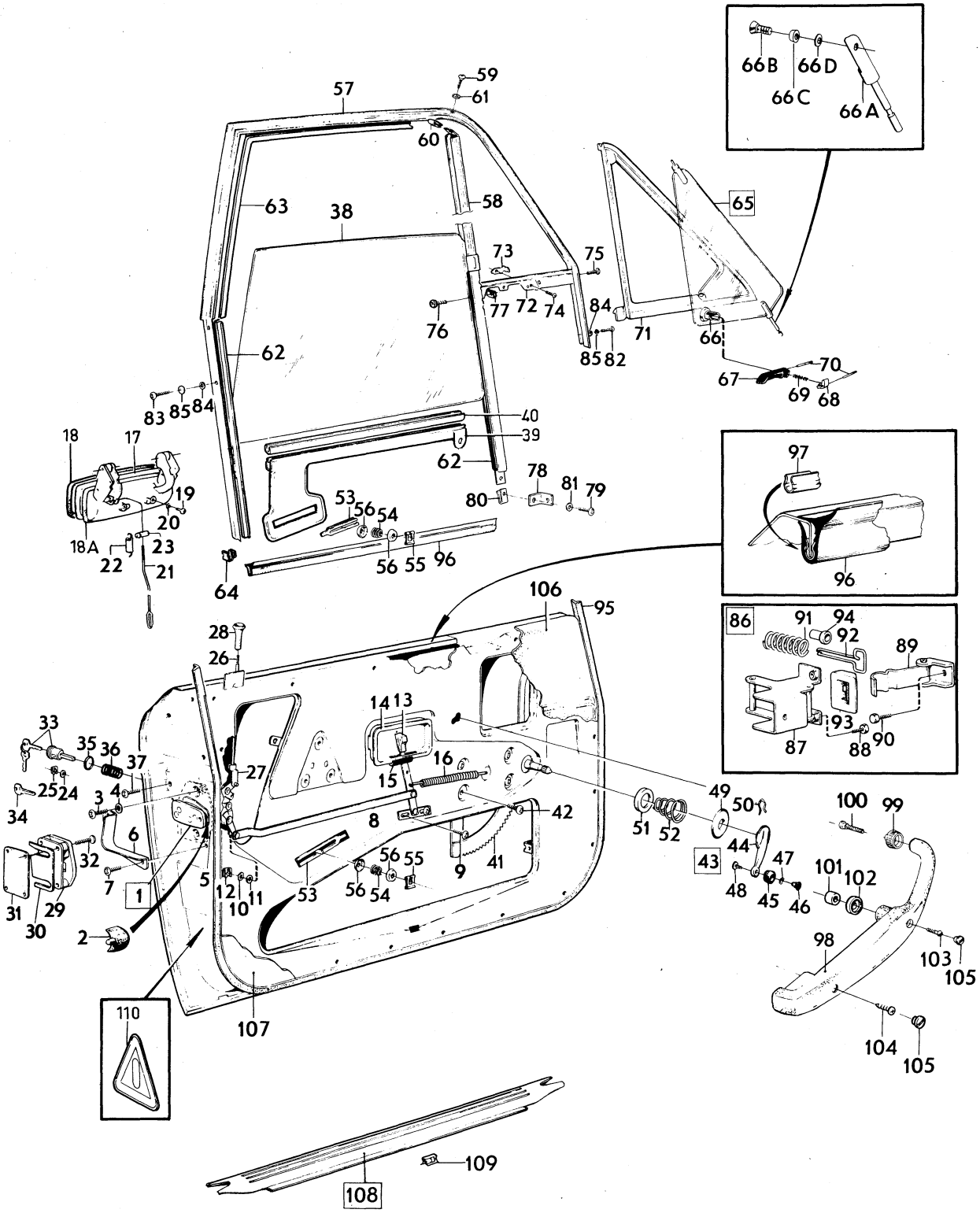

VOLVO PARTS
1 080 13299
(11045)

Sida Page	Grupp Group	Framdörrar, detaljer	Forward doors, components	Illustration	0900
		142 CH –393949, 144 CH –427999	142 CH –393949, 144 CH –427999	13299	
60	8	145 CH –210049	145 CH –210049	1980–04	

Pos. Fig.	Antal/Quantity				Artikel nr Part No	Benämning	Description	Sats Kit	B P S R	Anmärkning Notes	
104	2	–	–	–	950045-5	Skruv	Screw				3350
x 105	4	–	–	–	1264497-7	Propp	Plug		3	(687506)	3360
106	–	–	–	–		Dörrpanel	Door panel			SE INNERKLÄDSEL	3370
										SEE UPHOLSTERY	3380
107	2	–	–	–	649616-0	Sparkplåt	Scuff quard		8	TAXI	3381
108	1	–	–	–	687180-0	Tröskelplåt, V	Sill plate, L			142	3390
	1	–	–	–	687182-6	Tröskelplåt, V	Sill plate, L			144, 145	3400
	1	–	–	–	687181-8	Tröskelplåt, H	Sill plate, R			142	3410
	1	–	–	–	687183-4	Tröskelplåt, H	Sill plate, R			144, 145	3420
109	6	–	–	–	944148-6	.Clips	.Clip				3430
110	2	–	–	–	1203249-6	Reflexemblem	Reflector			(678127)	3440

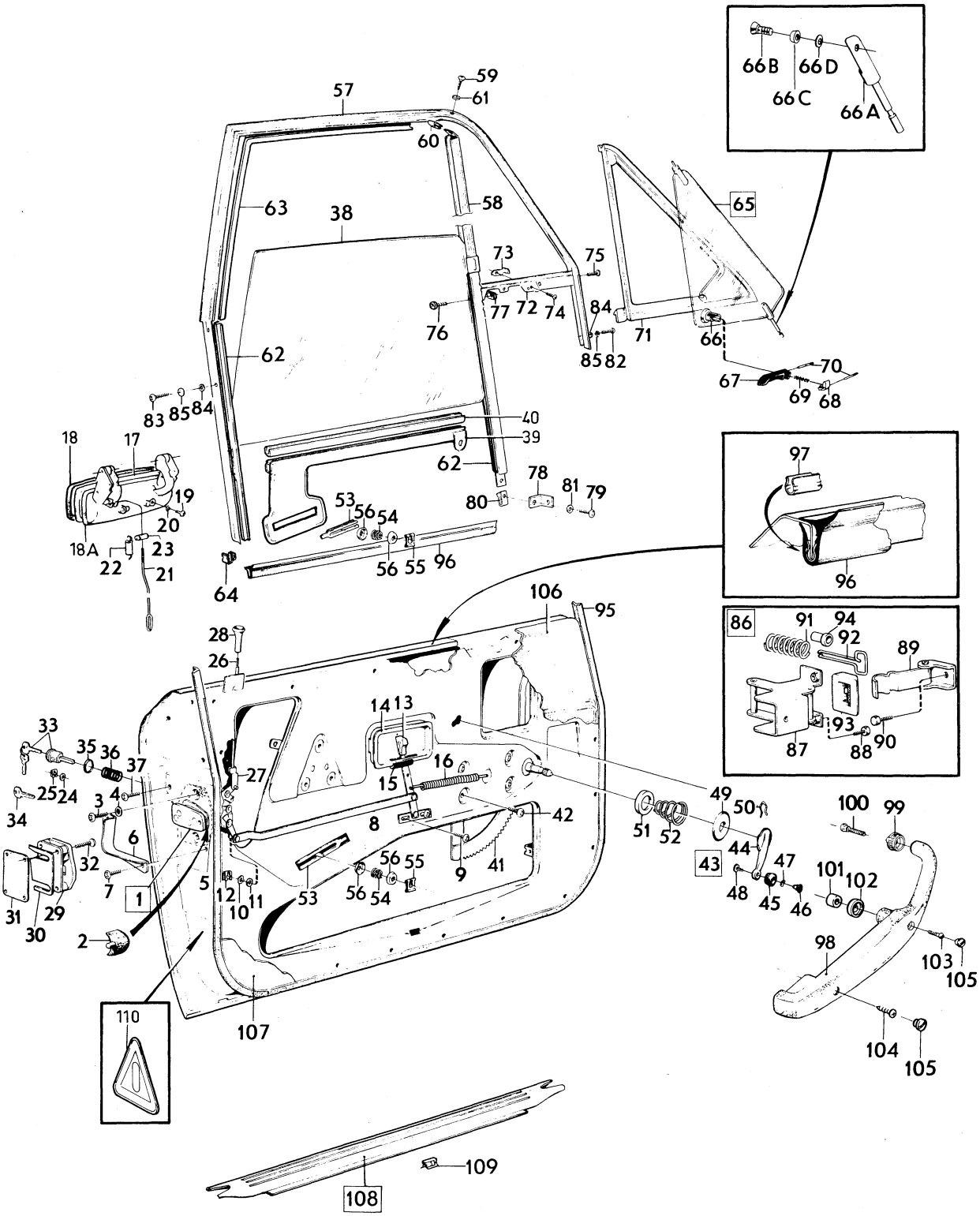

VOLVO PARTS
1 080 13299
(11045)

Sida Page	Grupp Group	Framdörrar, detaljer	Forward doors, components	Illustration	0950
		142 CH 393950–, 144 CH 428000–	142 CH 393950–, 144 CH 428000–	13301	
62	8	145 CH 210050–	145 CH 210050–	1980–04	

	Pos. Fig.	Antal/Quantity				Artikel nr Part No	Benämning	Description	Sats Kit	B P S R	Anmärkning Notes	
x	1	1	–	–	–	1202680-3	Lås, V	Lock, L		3	(675700)	1010
x		1	–	–	–	1202681-1	Lås, H	Lock, R		3	(675701)	1020
	2	2	–	–	–	675965-8	.Buffert	.Buffer				1030
	3	4	–	–	–	950045-5	Skruv	Screw			L 13	1040
		2	–	–	–	950044-8	Skruv	Screw			L 9,5	1050
	4	6	–	–	–	940155-5	Låsbricka	Lock washer				1060
	5	2	–	–	–	679758-3	Gummimellanlägg	Rubber spacer				1070
	6	1	–	–	–	677133-1	Låsskydd, V	Lock guard, L				1080
		1	–	–	–	677134-9	Låsskydd, H	Lock guard, R				1090
	7	4	–	–	–	955137-5	Skruv	Screw				1100
	8	1	–	–	–	1213389-8	Dörröppnare, V	Door opener, L			142	1110
		1	–	–	–	1213385-6	Dörröppnare, V	Door opener, L			144, 145	1115
		1	–	–	–	1213390-6	Dörröppnare, H	Door opener, R			142	1120
		1	–	–	–	1213386-4	Dörröppnare, H	Door opener, R			144, 145	1130
	9	2	–	–	–	958246-1	Skruv	Screw				1140
x	10	2	–	–	–	1255989-4	Fjädermutter	Speed nut		2	(946418)	1150
	11	2	–	–	–	1203311-4	Bricka	Washer				1160
	12	2	–	–	–	61544-3	Fjädrande bricka	Resilient washer			TID UTF	1170
	13	2	–	–	–	955893-3	Bricka	Washer			TID UTF	1180
	14	2	–	–	–	94641-8	Clips	Clip			TID UTF	1190
		2	–	–	–	1203658-8	Clips	Clip		2	SEN UTF	1195
	15	2	–	–	–	679800-3	Handtag	Handle				1200
	16	1	–	–	–	680662-4	Styrkåpa, V	Guide casing, L				1210
		1	–	–	–	680663-2	Styrkåpa, H	Guide casing, R				1220
	17	2	–	–	–	680660-8	Tätning	Seal				1230
	18	2	–	–	–	685735-3	Returfjäder	Return spring			(676574)	1240
	19	1	–	–	–	685000-2	Handtag, yttre, V	Handle, outer, L		8	ERS AV 1 ST 1202430–3	1260
											OCH 1 ST 956091–3	1261
		1	–	–	–	685001-0	Handtag, yttre, H	Handle, outer, R		8	ERS AV 1 ST 1202431–1	1270
											OCH 1 ST 956091–3	1271
	20	2	–	–	–	685836-9	Prydnadslist	Trim moulding			CAN	1280
x	20a	2	–	–	–	1254345-0	Tätningslist	Seal moulding		2	(685009) EXCL CAN	1290
		2	–	–	–	685888-0	Tätningslist	Seal moulding			CAN	1300
	21	4	–	–	–	950044-8	Skruv	Screw				1320
	22	4	–	–	–	940155-5	Låsbricka	Lock washer				1330
	23	2	–	–	–	686890-5	Länk	Link				1340
	24	2	–	–	–	685007-7	Fjäder	Spring				1350
	25	2	–	–	–	687838-3	Tapp	Pin				1360
	26	2	–	–	–	945773-0	Bricka	Washer				1370
	27	2	–	–	–	94641-8	Clips	Clip				1380
	28	2	–	–	–	676637-2	Länk	Link				1390
	29	2	–	–	–	676995-4	Klammer	Clip				1400
	30	2	–	–	–	1203219-9	Låsknapp	Lock button				1410
	31	1	–	–	–	675553-2	Låsbleck, V	Striker plate, L				1420
		1	–	–	–	675554-0	Låsbleck, H	Striker plate, R				1430
	32	ERF	–	–	–	681528-6	Justerbleck	Adjuster washer				1440
	33	2	–	–	–	677223-0	Packning	Gasket				1450
	34	8	–	–	–	943298-0	Skruv	Screw				1460
	35	2	–	–	–	1213237-9	Låscylinder med	Lock cylinder with			1)	1470
							två nycklar	two keys				1480
	36	ERF	–	–	–	1213202-3	Nyckel, ämne	Key, blank				1490
	37	2	–	–	–	655532-0	Gummitätning	Rubber seal				1500

1. Låscylindersats bestående av 4 st låscylindrar (dörr V och H, baklucka samt handskfack) med 2 st gemensamma nycklar beställes under det.nr 1213540. Lock cylinder kit consisting of 4 lock cylinders (left and right doors, luggage compartement and glove box) with two common keys has Kit No. 1213540. Le jeu de cylindres de fermeture se compose de 4 cylindres de fermeture (porte G et D, porte de coffre à bagages et boite à gants) ayant 2 clés communes. Ces cylindres de fermeture sont commandés sous le no de dét. 1213540. Der Schlosszylindersats besteht aus 4 Schlosszylindern (Tür links und rechts, Kofferraumdeckel sowie Handschuhkasten) mit 2 gemeinsamen Schlüsseln sind unter der Ersatzteilnummer 1213540 zu bestellen. El juego del cilindro de carradura se compone de 4 cilindros de carradura (puertas izq. y der., tapa baúl y guantera), con 2 llaves comunes. Se solicita bajo el número de detalle 1213540.

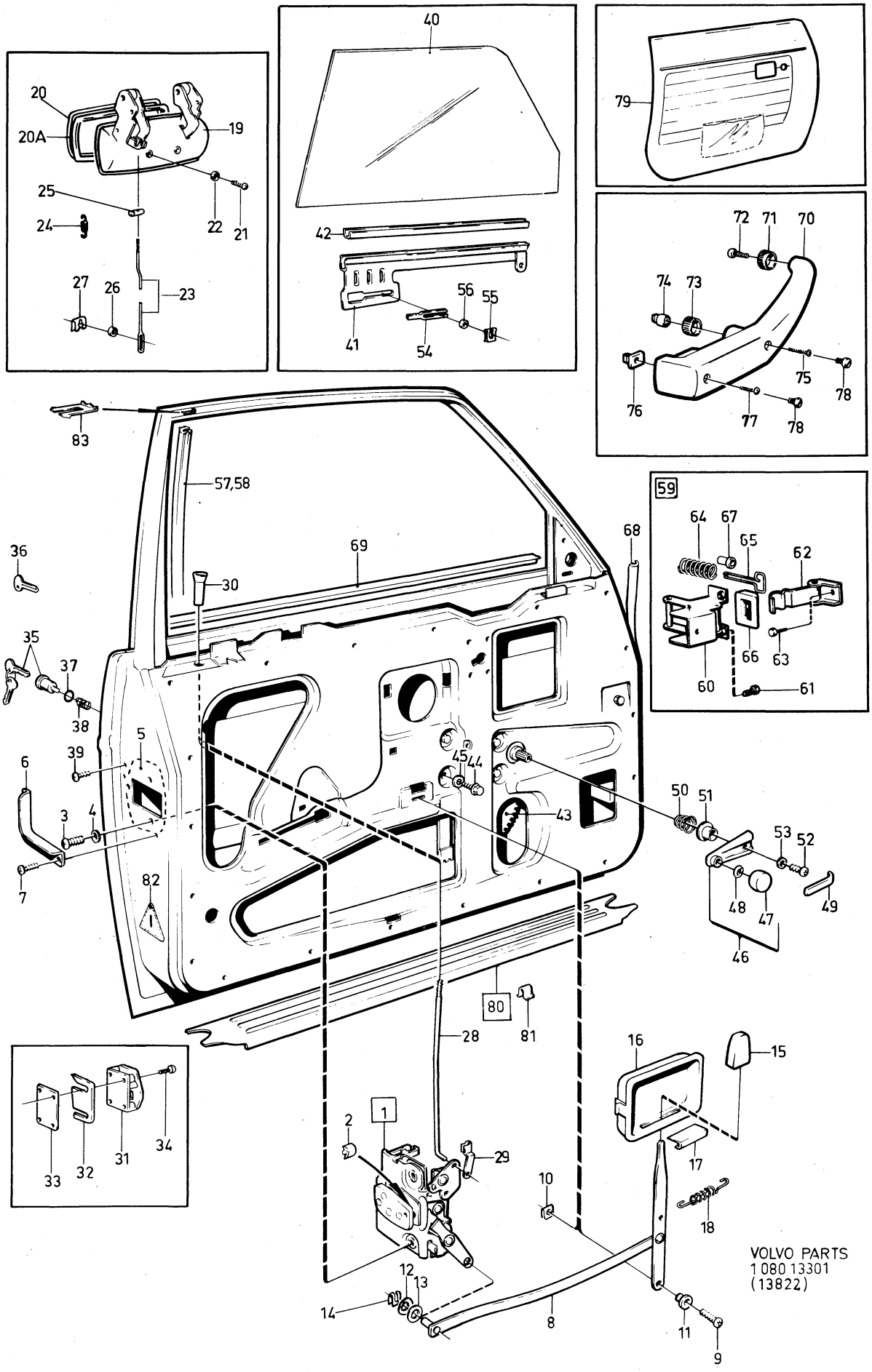
20
20A
19
25
24
22
21
27
26
23
40
42
41
54
56
55
79
72
71
70
74
73
75
78
76
77
78
83
57,58
69
68
36
30
35
37
38
5
39
6
3
4
7
82
45
44
43
50
51
53
52
48
47
49
46
80
81
28
16
15
2
1
29
17
10
18
33
32
31
34
12
13
14
8
11
9
59
64
67
65
62
66
63
60
61
VOLVO PARTS
1 080 13301
(13822)

Sida Page	Grupp Group	Framdörrar, detaljer	Forward doors, components	Illustration	0950
64	8	142 CH 393950–, 144 CH 428000– 145 CH 210050–	142 CH 393950–, 144 CH 428000– 145 CH 210050–	13301 1980–04	

Pos. Fig.	Antal/Quantity				Artikel nr Part No	Benämning	Description	Sats Kit	B P S R	Anmärkning Notes	
38	2	–	–	–	686272-6	Fjäder	Spring				1510
39	2	–	–	–	956073-1	Skruv	Screw				1520
40	1	–	–	–	1213060-5	Glas, V	Glass, L			2) 142	2010
	1	–	–	–	1213062-1	Glas, V	Glass, L			3) 142	2020
	1	–	–	–	1213056-3	Glas, V	Glass, L			2) 144, 145	2030
	1	–	–	–	1213058-9	Glas, V	Glass, L			3) 144, 145	2040
	1	–	–	–	1213061-3	Glas, H	Glass, R			2) 142	2050
	1	–	–	–	1213063-9	Glas, H	Glass, R			3) 142	2060
	1	–	–	–	1213057-1	Glas, H	Glass, R			2) 144, 145	2070
	1	–	–	–	1213059-7	Glas, H	Glass, R			3) 144, 145	2080
41	1	–	–	–	1203974-9	Hisskena, V	Elevator channel, L		3	(1211980)	2090
	1	–	–	–	1203975-6	Hisskena, H	Elevator channel, R		3	(1211981)	[illegible]
42	750	–	–	–	1213920-0	Fyllnadsband	Filler strip			2 X 375	[illegible]
43	1	–	–	–	1211576-2	Fönsterhiss, V	Window elevator, L				2120
	1	–	–	–	1211577-0	Fönsterhiss, H	Window elevator, R				2130
44	8	–	–	–	955268-8	Skruv	Screw			TID UTF	2140
45	8	–	–	–	955892-5	Bricka	Washer			TID UTF	2150
	–	–	–	–	945358-0	Flänsskruv	Flange screw			SEN UTF	[illegible]
x 46	2	–	–	–	1254749-3	Hissvev	Elevator crank		2	(1213705)	[illegible]
47	2	–	–	–		.Knopp	.Button		8		2170
48	2	–	–	–		.Fjädrande bricka	.Resilient washer		8		2180
49	2	–	–	–	1213709-7	Täckplatta	Cover plate				2190
50	2	–	–	–	659949-2	Fjäder	Spring				2200
51	2	–	–	–	1213711-3	Bricka	Washer				2210
52	2	–	–	–	956075-6	Skruv	Screw				2220
53	2	–	–	–	955946-9	Låsbricka	Lock washer				2230
54	4	–	–	–	676365-0	Skoning	Pad				2240
55	6	–	–	–	946594-9	Säkringsbygel	Safety catch				2250
56	8	–	–	–	1213723-8	Bricka	Washer				2260
57	2	–	–	–	1203968-1	Styrlist	Guide channel			(1213019) 142	2270
x 58	2	–	–	–	1255935-7	Styrlist	Guide channel		4	(1203969)	2280
59	–	–	–	–		Dörrstopp	Door stop				2290
60	2	–	–	–	1203141-5	.Konsol	.Bracket			(677939)	2300
61	6	–	–	–	943159-4	.Skruv	.Flanged bolt				2310
62	2	–	–	–	677937-5	.Stopparm	.Stop arm				2320
63	2	–	–	–	942402-9	.Skruv	.Bolt				2330
64	2	–	–	–	677938-3	.Fjäder	.Spring				2340
65	2	–	–	–	677932-6	.Fjäderstyrare	.Spring guide				2350
66	2	–	–	–	678531-5	.Tätning	.Seal				[illegible]
67	2	–	–	–	680422-3	.Bussning	.Bushing				[illegible]
x 68	1	–	–	–	1254985-3	Tätningslist, V	Seal moulding, L		2	(1213556), (1213558)	2380
x	1	–	–	–	1254986-1	Tätningslist, H	Seal moulding, R		2	(1213557), (1213559)	2400
	1	–	–	–	1213557-0	Tätningslist, H	Seal moulding, R			144, 145	2410
69	1	–	–	–	1213116-5	Skraplist, V	Scrap moulding, L			142	2420
	1	–	–	–	1213114-0	Skraplist, V	Scrap moulding, L			144, 145	[illegible]
	1	–	–	–	1213117-3	Skraplist, H	Scrap moulding, R			142	[illegible]
	1	–	–	–	1213115-7	Skraplist, H	Scrap moulding, R			144, 145	2450
70	1	–	–	–	686261-9	Armstöd, V	Arm rest, L				2460
	1	–	–	–	686262-7	Armstöd, H	Arm rest, R				2470
71	2	–	–	–	1221188-4	Distanshylsa	Spacer sleeve				2480
x 72	2	–	–	–	1264415-9	Skruv	Screw		3	(1221187)	2490
73	2	–	–	–	1221189-2	Distanshylsa	Spacer sleeve				2500
x 74	2	–	–	–	1264871-3	Mutter	Nut		3	(1203068)	2510
75	2	–	–	–	958242-0	Skruv	Screw				2520
76	2	–	–	–	1203069-8	Mutter	Nut				2530
77	2	–	–	–	958239-6	Skruv	Screw				2540
x 78	4	–	–	–	1264497-7	Propp	Plug		3	(687506)	2550
79	–	–	–	–		Dörrpanel	Door panel			SE INNERKLÄDSEL SEE UPHOLSTERY	2560 2570

2. Ofärgat glas. Clear glass. Verre non coloré. Klarglas. Cristal incoloro.
3. Färgat glas. Tinted glass. Verre coloré. Gefärbtes Glas. Cristal de color.

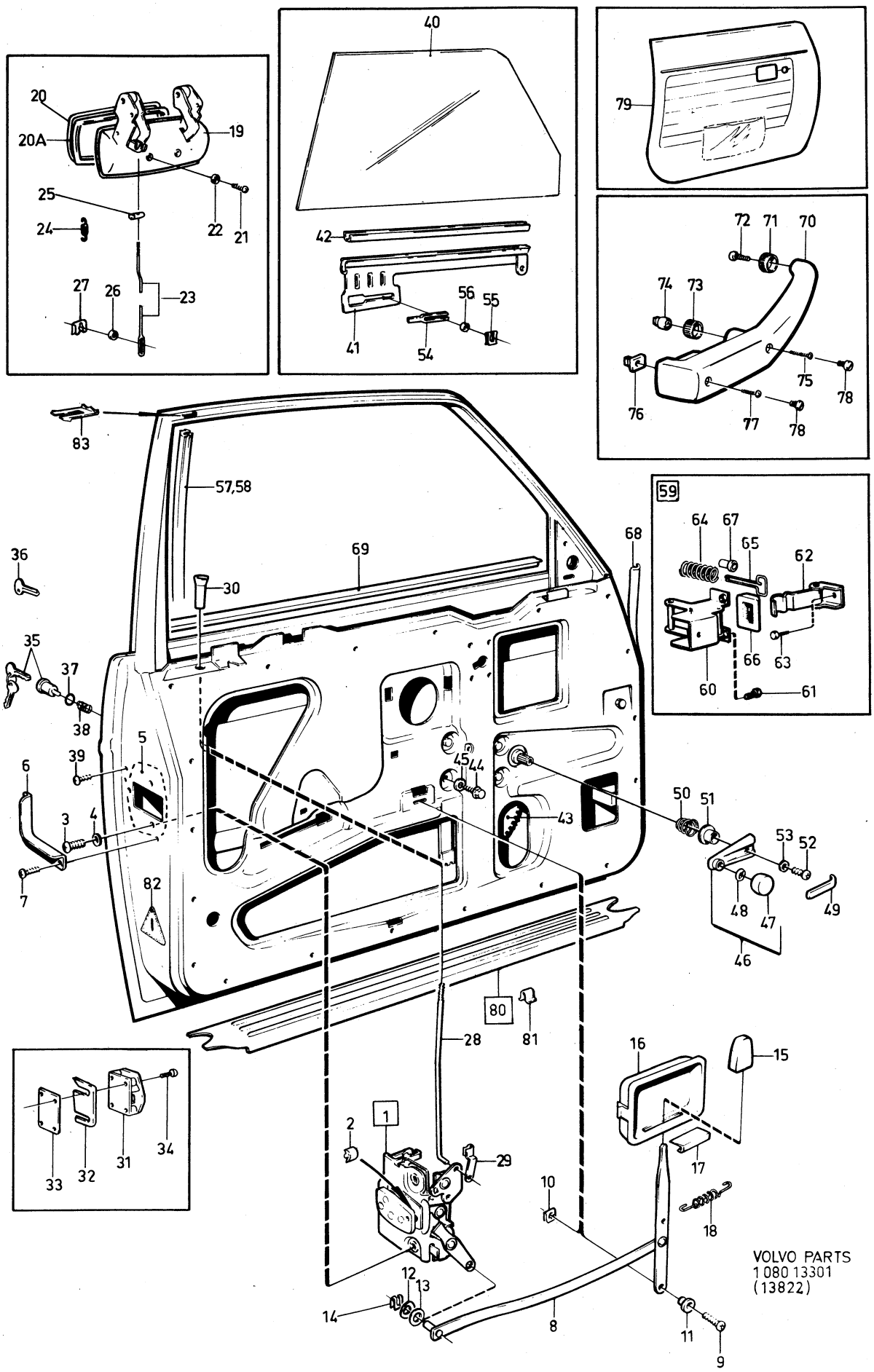
20
20A
19
25
24
22
21
27
26
23
40
42
41
54
56
55
79
72
71
70
74
73
75
78
76
77
78
83
57,58
69
68
36
30
35
37
38
5
39
6
3
4
7
82
45
44
43
50
51
53
52
48
47
49
46
80
81
28
59
64
67
65
62
66
63
60
61
16
15
17
18
2
1
29
10
12
13
14
8
11
9
33
32
31
34
VOLVO PARTS
1 080 13301
(13822)

Sida Page	Grupp Group	Framdörrar, detaljer	Forward doors, components	Illustration	0950
		142 CH 393950–, 144 CH 428000–	142 CH 393950–, 144 CH 428000–	13301	
66	8	145 CH 210050–	145 CH 210050–	1980–04	

	Pos. Fig.	Antal/Quantity				Artikel nr Part No	Benämning	Description	Sats Kit	B P S R	Anmärkning Notes	
	80	1	–	–	–	687180-0	Tröskelplåt, V	Sill plate, L			142	2580
		1	–	–	–	687182-6	Tröskelplåt, V	Sill plate, L			144, 145	2590
		1	–	–	–	687181-8	Tröskelplåt, H	Sill plate, R			142	2600
		1	–	–	–	687183-4	Tröskelplåt, H	Sill plate, R			144, 145	2601
	81	6	–	–	–	944148-6	.Clips	.Clip				2602
	82	2	–	–	–	1203249-6	Reflexemblem	Reflector			(687127)	2603
x	83	2	–	–	–	1247604-0	Clips	Clip		3	(1203948)	2610
											142 CH 427938–	2611
											144 CH 471256–	2612
											145 CH 236017–	2620

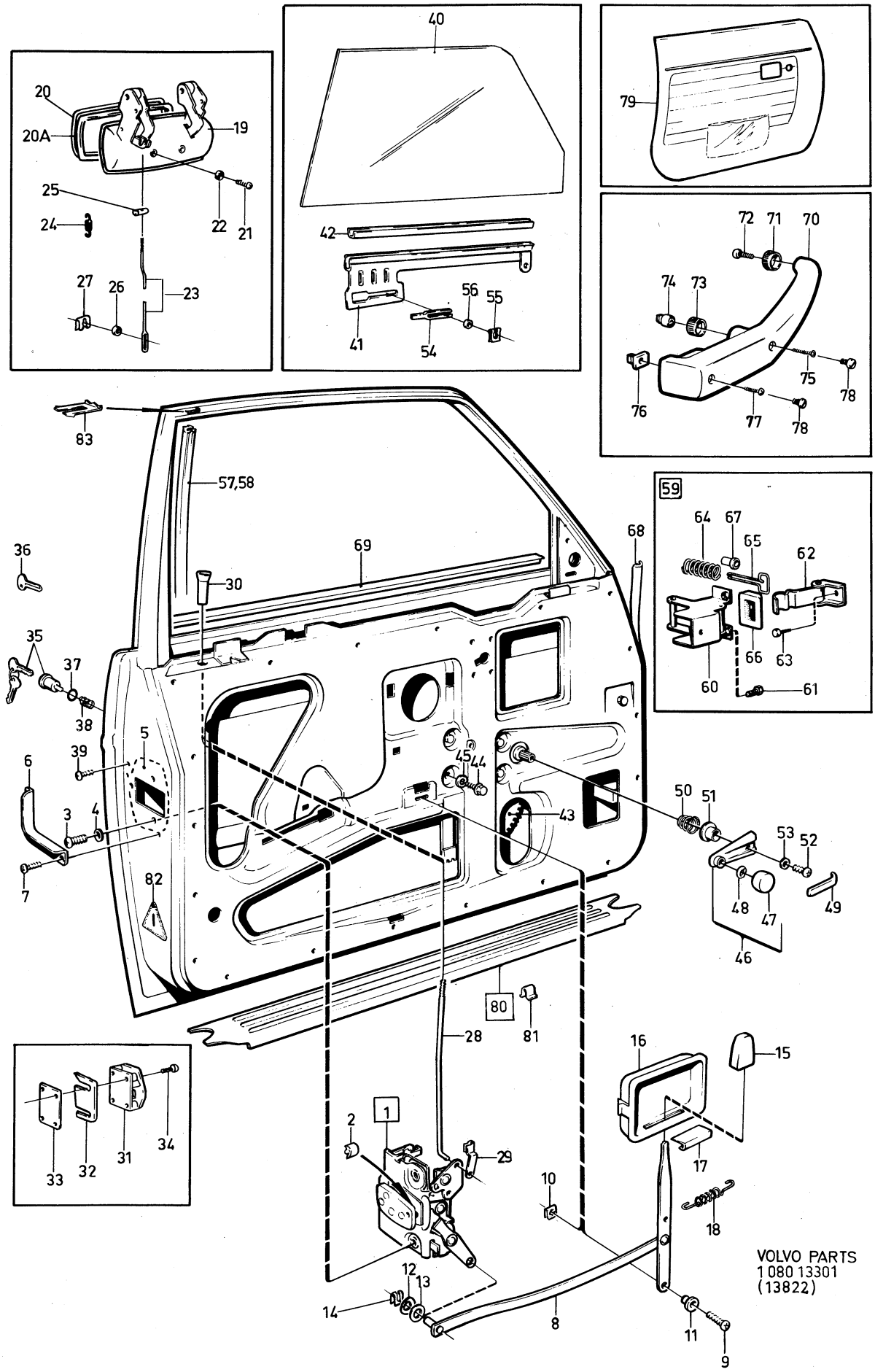

VOLVO PARTS
1 080 13301
(13822)

Sida Page	Grupp Group	Bakdörrar, detaljer	Rear doors, components	Illustration	1000
68	8	144 CH –427999, 145 CH –210049	144 CH –427999, 145 CH –210049	13590 1980–04	

	Pos. Fig.	Antal/Quantity 144	145 HV	145 SV		Artikel nr Part No	Benämning	Description	Sats Kit	B P S R	Anmärkning Notes	
x	1	1	1	1	–	1202675-3	Lås, V	Lock, L		3	(1213220)	1010
x		1	1	1	–	1202676-1	Lås, H	Lock, R		3	(1213221)	1020
	2	2	2	2	–	675965-8	.Buffert	.Buffer				1030
	2a	2	2	2	–	1213230-4	Knapp	Button				1035
	3	2	2	2	–	950044-8	Skruv	Screw			L 9,5	1040
x		4	4	4	–	963165-6	Skruv	Screw			(950045) L 13	1050
	4	6	6	6	–	940155-5	Låsbricka	Lock washer				1060
	5	2	2	2	–	679758-3	Gummimellanlägg	Rubber spacer				1070
	6	1	1	1	–	677133-1	Låsskydd, V	Lock guard, L				1080
		1	1	1	–	677134-9	Låsskydd, H	Lock guard, R				1090
	7	2	2	2	–	955137-5	Skruv	Screw				[illegible]
	8	1	1	–	–	680295-3	Dörröppnare, V	Door opener, L		8	ERS AV 1 ST 1203313–0,	[illegible]
											1 ST 946418–1,	1111
											1 ST 958246–1,	1112
											1 ST 1203311–4	1113
		1	1	–	–	680296-1	Dörröppnare, H	Door opener, R		8	ERS AV 1 ST 1203314–8,	1120
											1 ST 946418–1,	[illegible]
											1 ST 958246–1,	[illegible]
											1 ST 1203311–4	1123
	9	4	4	–	–	943159-4	Skruv	Bolt				1130
	10	2	2	–	–	61544-3	Fjädrande bricka	Resilient washer				1140
	11	2	2	–	–	955893-3	Bricka	Washer				1150
	12	2	2	–	–	94641-8	Clips	Clip				1160
	13	2	2	–	–	679800-3	Handtag	Handle				1170
	14	1	1	–	–	680662-4	Styrkåpa, V	Guide casing, L				1180
		1	1	–	–	680663-2	Styrkåpa, H	Guide casing, R				1190
	15	2	2	–	–	680660-8	Tätning	Seal				1200
	16	2	2	–	–	685735-3	Returfjäder	Return spring			(676574)	1220
	17	1	1	1	–	685000-2	Handtag, yttre, V	Handle, outer, L		8	ERS AV 1 ST 1202430–3,	1230
											1 ST 956091–3	1231
		1	1	1	–	685001-0	Handtag, yttre, H	Handle, outer, R		8	ERS AV 1 ST 1202431–1,	1240
											1 ST 956091–3	1241
	18	2	2	2	–	685836-9	Prydnadslist	Trim moulding			CAN	1250
x	18a	2	2	2	–	1254345-0	Tätningslist	Seal moulding		2	(685009) EXCL CAN	1260
		2	2	2	–	685888-0	Tätningslist	Seal moulding			CAN	1270
	19	4	4	4	–	950044-8	Skruv	Screw				1290
	20	4	4	4	–	940155-5	Låsbricka	Lock washer				1300
	21	2	2	2	–	686891-3	Länk	Link				[illegible]
	22	2	2	2	–	685007-7	Fjäder	Spring				[illegible]
	23	2	2	2	–	687838-3	Tapp	Pin				1330
	24	2	2	2	–	945773-0	Bricka	Washer				1340
	25	2	2	2	–	94641-8	Clips	Clip				1350
	26	2	2	2	–	1203111-8	Hävarm	Lever			(676691)	1360
	27	2	2	2	–	667575-5	Distanshylsa	Spacer sleeve				[illegible]
	28	2	2	2	–	955141-7	Skruv	Screw				[illegible]
	29	2	2	2	–	191391-2	Fjädermutter	Spring nut				1390
	30	4	4	4	–	192292-1	Bricka	Washer				1400
		2	2	2	–	120164-9	Fjädrande bricka	Resilient washer				1410
	31	2	2	2	–	676690-1	Länk	Link				1420
	32	2	2	2	–	676687-7	Länk	Link				1430
	33	2	2	2	–	657010-5	Gummibuffert	Rubber cushion				1440
	34	6	6	6	–	676995-4	Klammer	Clip				1450
	35	2	2	2	–	1203219-9	Låsknapp	Lock button			(666424)	1460
	36	1	1	1	–	675553-2	Låsbleck, V	Striker plate, L				1470
		1	1	1	–	675554-0	Låsbleck, H	Striker plate, R				1480
	37	ERF	ERF	ERF	–	681528-6	Justerbleck	Adjuster washer				1490
	38	2	2	2	–	677223-0	Packning	Gasket				1500
	39	8	8	8	–	943298-0	Skruv	Screw				1510
	40	2	2	2	–	677819-5	Skyddsbygel	Protector brace				1520
	41	4	4	4	–	955137-5	Skruv	Screw				1530
	42	4	4	4	–	192292-1	Bricka	Washer				1540

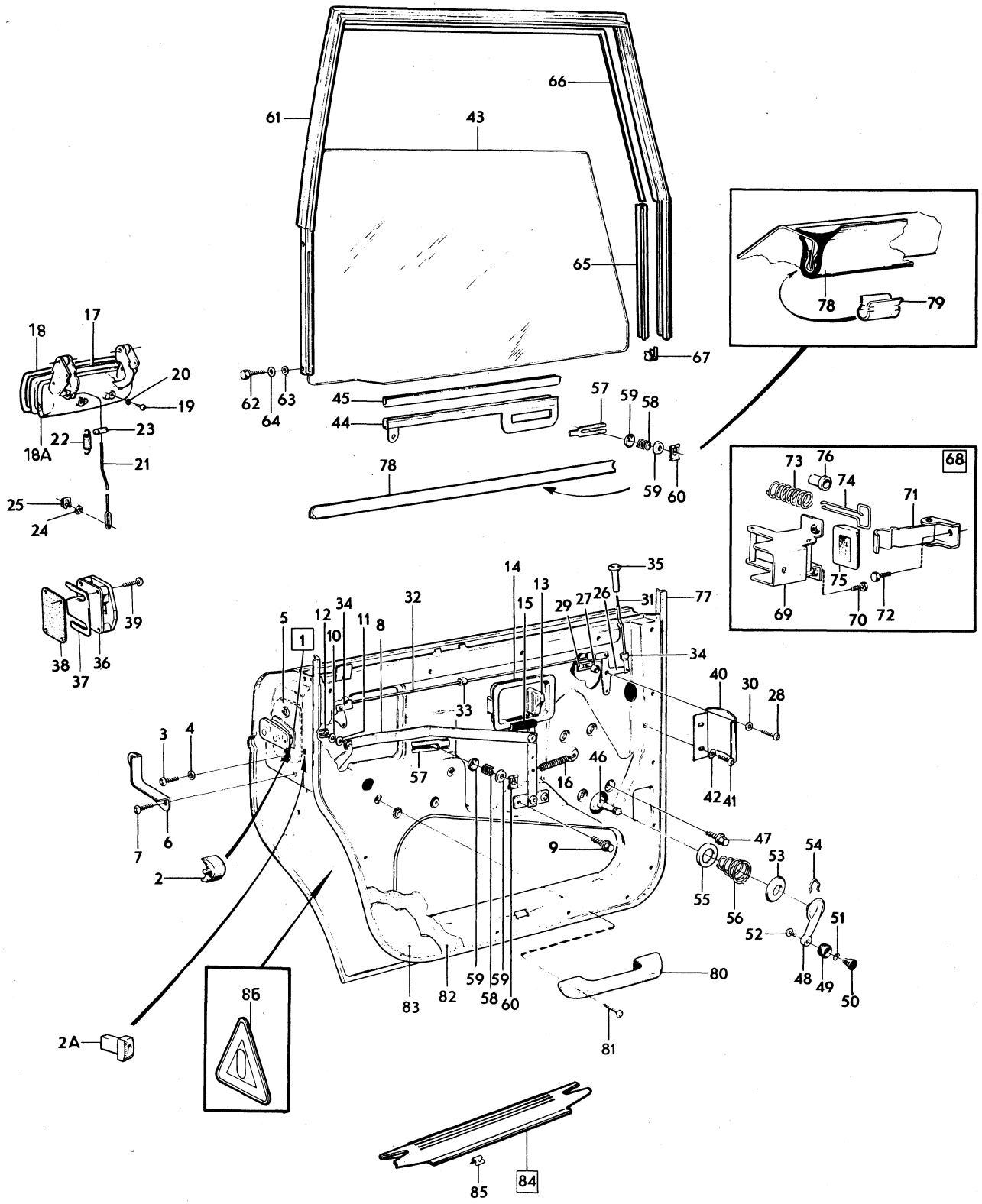

VOLVO PARTS
1 080 13590
(11047)

Sida Page	Grupp Group	Bakdörrar, detaljer	Rear doors, components	Illustration	1000
70	8	144 CH –427999, 145 CH –210049	144 CH –427999, 145 CH –210049	13590 1980–04	

Pos. Fig.	Antal/Quantity 144	145 HV	145 SV		Artikel nr Part No	Benämning	Description	Sats Kit	B P S R	Anmärkning Notes	
43	1	1	1	–	1213674-3	Glas, V	Glass, L			2) (675845)	2010
	1	1	1	–	1213676-8	Glas, V	Glass, L			3) (1213548) STD	2020
	1	1	1	–	1213876-4	Glas, V	Glass, L		8	3) SPEC UTF 6138	2021
	1	1	1	–	1213675-0	Glas, H	Glass, R			2) (675846)	2030
	1	1	1	–	1213677-6	Glas, H	Glass, R			3) (1213549) STD	2040
	1	1	1	–	1213877-2	Glas, H	Glass, R			3) SPEC UTF 6138	2041
44	1	1	1	–	1213802-0	Hisskena, V	Elevator channel, L			(675929)	2050
	1	1	1	–	1213803-8	Hisskena, H	Elevator channel, R			(675930)	2060
45	750	750	750	–	96343-9	Fyllnadsband	Filler strip			14) 2 X 375	2070
	750	750	750	–	1213920-0	Fyllnadsband	Filler strip			15) 2 X 375	2075
46	1	1	–	–	1211435-1	Fönsterhiss, V	Window elevator, L				[illegible]
	1	1	–	–	1211436-9	Fönsterhiss, H	Window elevator, R				[illegible]
47	8	8	–	–	943159-4	Skruv	Bolt				2100
	2	2	–	–	687895-3	Hissvev	Elevator crank				2110
48	2	2	–	–		.Arm	.Arm		8		2120
49	2	2	–	–	687893-8	.Knopp	.Button				2130
50	2	2	–	–	687894-6	.Axel	.Shaft				[illegible]
51	2	2	–	–	673541-9	.Fjädrande bricka	.Resilient washer				[illegible]
52	2	2	–	–	955120-1	.Skruv	.Screw				2160
53	2	2	–	–	680022-1	Bricka	Washer				2170
54	2	2	–	–	687299-8	Fjäder	Spring				2180
55	2	2	–	–	676215-7	Bricka	Washer				2190
56	2	2	–	–	659949-2	Fjäder	Spring				2200
57	4	4	–	–	676366-8	Skoning	Pad				2210
58	6	6	–	–	684830-3	Fjäder	Spring				2220
59	12	12	–	–	676791-7	Bricka	Washer				2230
60	6	6	–	–	943926-6	Säkringsbygel	Safety catch				2240
61	1	1	1	–	675765-2	Dörrbåge, V	Door arch, L				2250
	1	1	1	–	675766-0	Dörrbåge, H	Door arch, R				2260
62	8	8	8	–	955522-8	Skruv	Screw				2270
63	8	8	8	–	941907-8	Bricka	Washer				2280
64	8	8	8	–	955949-3	Låsbricka	Lock washer				2290
65	4	4	4	–	1211448-4	Styrlist	Guide moulding				2300
66	3000	3000	3000	–	676675-2	Styrlist	Guide moulding			2 X 1500	2310
67	4	4	4	–	945694-8	Clips	Clip				2320
68	2	2	2	–		Dörrstopp	Door stop		8		2330
69	2	2	2	–	1203141-5	.Konsol	.Bracket			(677939)	2340
70	6	6	6	–	943159-4	.Skruv	.Bolt				[illegible]
71	2	2	2	–	677937-5	.Stopparm	.Stop arm				[illegible]
72	2	2	2	–	942402-9	.Skruv	.Bolt				2370
73	2	2	2	–	677938-3	.Fjäder	.Spring				2380
74	2	2	2	–	677932-6	.Fjäderstyrare	.Spring guide				2390
75	2	2	2	–	678531-5	.Tätning	.Seal				2400
76	2	2	2	–	680422-3	.Bussning	.Bushing				[illegible]
x 77	1	1	1	–	1254989-5	Tätningslist, V	Seal moulding, L		2	(1213560)	[illegible]
x	1	1	1	–	1254990-3	Tätningslist, H	Seal moulding, R		2	(1213560)	2435
78	2	2	2	–	683645-6	Skraplist	Scrap moulding				2440
79	10	10	10	–	944102-3	Clips	Clip				2450
80	2	2	–	–	686555-4	Armstöd	Arm rest				2460
81	4	4	–	–	192450-5	Skruv	Screw				2470
82	–	–	–	–		Dörrpanel	Door panel			SE INNERKLÄDSEL	2480
										SEE UPHOLSTERY	2490
83	2	2	2	–	674775-2	Sparkplåt	Scuff quard		8	TAXI	2495
84	1	1	1	–	687184-2	Tröskelplåt, V	Sill plate, L				2500

2. Ofärgat glas. Clear glass. Verre non coloré. Klarglas. Cristal incoloro.
3. Färgat glas. Tinted glass. Verre coloré. Gefärbtes Glas. Cristal de color.
14. För glas TJ = 4,8 mm. For glass Th = 4.8 mm. Pour épaisseur de VERRE = 4,8 mm. Für Glas, D = 4,8 mm. Para cristal, ESPESOR = 4,8 mm.
15. För glas TJ = 4,2 mm. For glass Th = 4.2 mm. Pour épaisseur de VERRE = 4,2 mm. Für Glas D = 4,2 mm. Para cristal, ESPESOR = 4,2 mm.

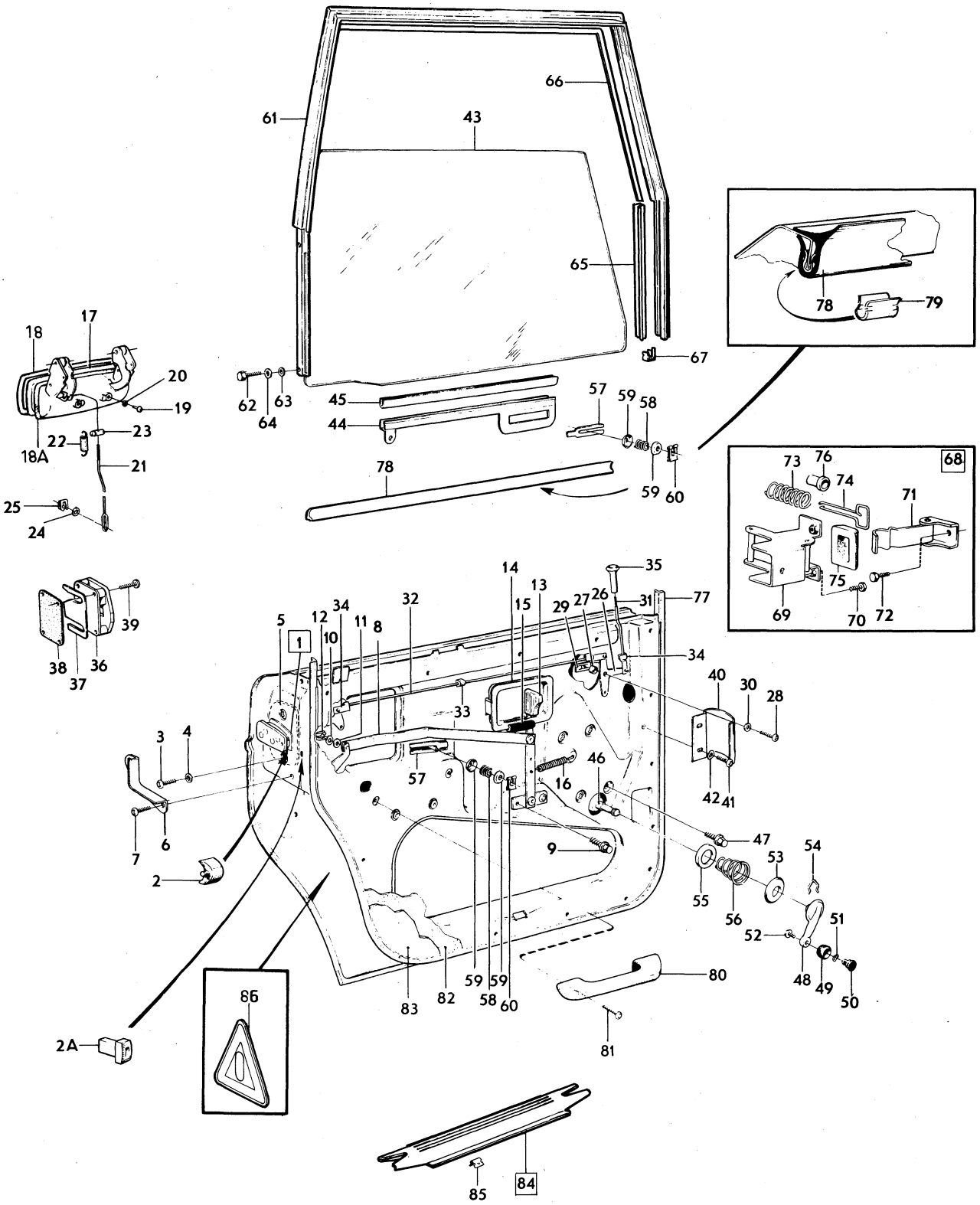

VOLVO PARTS
1 080 13590
(11047)

Sida Page	Grupp Group	Bakdörrar, detaljer	Rear doors, components	Illustration	1000
		144 CH –427999, 145 CH –210049	144 CH –427999, 144 CH –427999, 145 CH –210049	13590	
72	8			1980–04	

Pos. Fig.	Antal/Quantity 144	145 HV	145 SV		Artikel nr Part No	Benämning	Description	Sats Kit	B P S R	Anmärkning Notes	
	1	1	1	–	687185-9	Tröskelplåt, H	Sill plate, R				2510
85	6	6	6	–	944148-6	.Clips	.Clip				2520
86	2	2	2	–	1203249-6	Reflexemblem	Reflector emblem			(678127)	2530

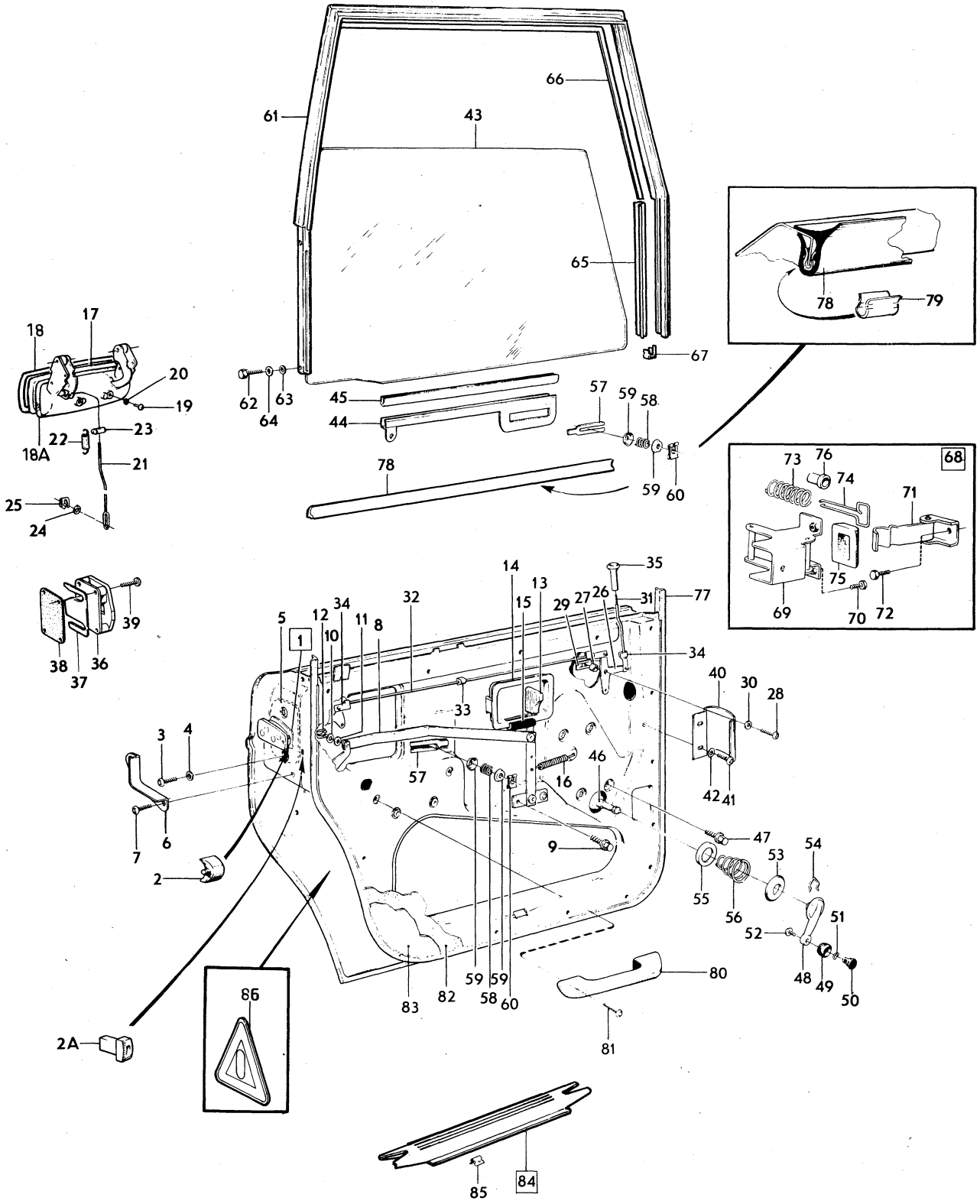

VOLVO PARTS
1 080 13590
(11047)

Sida Page	Grupp Group	Bakdörrar, detaljer	Rear doors, components	Illustration	1050
74	8	144 CH 428000–, 145 CH 210050–	144 CH 428000–, 145 CH 210050–	13541 1980–04	

	Pos. Fig.	Antal/Quantity 144	145 HV	145 SV		Artikel nr Part No	Benämning	Description	Sats Kit	B P S R	Anmärkning Notes	
x	1	1	1	1	–	1202675-3	Lås, V	Lock, L		3	(1213220)	1010
x		1	1	1	–	1202676-1	Lås, H	Lock, R		3	(1213221)	1020
	2	2	2	2	–	675965-8	.Buffert	.Buffer				1030
	3	2	2	2	–	1213230-4	Knapp	Button				1040
	4	2	2	2	–	950044-8	Skruv	Screw			L 9,5	1050
x		4	4	4	–	963165-6	Skruv	Screw			(950045) L 13	1060
	5	6	6	6	–	940155-5	Låsbricka	Lock washer				1070
	6	2	2	2	–	679758-3	Gummimellanlägg	Rubber spacer				1080
	7	1	1	1	–	677133-1	Låsskydd, V	Lock guard, L				1090
		1	1	1	–	677134-9	Låsskydd, H	Lock guard, R				1100
	8	2	2	2	–	955137-5	Skruv	Screw				11[illegible]
	9	1	1	–	–	1203313-0	Dörröppnare, V	Door opener, L				1120
		1	1	–	–	1203314-8	Dörröppnare, H	Door opener, R				1130
	10	2	2	–	–	958246-1	Skruv	Screw				1140
x	11	2	2	–	–	1255989-4	Fjädermutter	Speed nut		2	(946418)	1150
	12	2	2	–	–	1203311-4	Bricka	Washer				1160
	13	2	2	–	–	61544-3	Fjädrande bricka	Resilient washer			TID UTF.	11[illegible]
	14	2	2	–	–	955893-3	Bricka	Washer			TID UTF.	1180
	15	2	2	–	–	94641-8	Clips	Clip			TID UTF.	1190
		2	2	–	–	1203658-8	Clips	Clip		2	SEN UTF.	1195
	16	2	2	–	–	679800-3	Handtag	Handle				1200
	17	1	1	–	–	680662-4	Styrkåpa, V	Guide casing, L				1210
		1	1	–	–	680663-2	Styrkåpa, H	Guide casing, R				1220
	18	2	2	–	–	680660-8	Tätning	Seal				1230
	19	2	2	–	–	685735-3	Returfjäder	Return spring			(676574)	1240
	20	1	1	1	–	685000-2	Handtag, yttre, V	Handle, outer, L			ERS AV 1 ST 1202430–3,	1260
											1 ST 956091–3	1261
		1	1	1	–	685000-2	Handtag, yttre, H	Handle, outer, R			ERS AV 1 ST 1202431–1,	1270
											1 ST 956091–3	1271
	20a	2	2	2	–	685836-9	Prydnadslist	Trim moulding			CAN	1280
x	21	2	2	2	–	1254345-0	Tätningslist	Seal moulding		2	(685009) EXCL CAN	1290
		2	2	2	–	685888-0	Tätningslist	Seal moulding			CAN	1300
	22	4	4	4	–	950044-8	Skruv	Screw				1320
	23	4	4	4	–	940155-5	Låsbricka	Lock washer				1330
	24	2	2	2	–	686891-3	Länk	Link				1340
	25	2	2	2	–	685007-7	Fjäder	Spring				1350
	26	2	2	2	–	687838-3	Tapp	Pin				1360
	27	2	2	2	–	945773-0	Bricka	Washer				13[illegible]
	28	2	2	2	–	94641-8	Clips	Clip				1380
	29	2	2	2	–	1203111-8	Hävarm	Lever				1390
	30	2	2	2	–	667575-5	Distanshylsa	Spacer sleeve				1400
	31	2	2	2	–	955141-7	Skruv	Screw				1410
	32	2	2	2	–	191391-2	Fjädermutter	Spring nut				1420
	33	4	4	4	–	192292-1	Bricka	Washer				14[illegible]
	34	2	2	2	–	120164-9	Fjädrande bricka	Resilient washer				1440
	35	2	2	2	–	676690-1	Länk	Link				1450
	36	2	2	2	–	676687-7	Länk	Link				1460
	37	2	2	2	–	657010-5	Gummibuffert	Rubber cushion				1470
	38	6	6	6	–	676995-4	Klammer	Clip				1480
	39	2	2	2	–	1203219-9	Låsknapp	Lock button				1490
	40	1	1	1	–	675553-2	Låsbleck, V	Striker plate, L				1500
		1	1	1	–	675554-0	Låsbleck, H	Striker plate, R				1510
	41	ERF	ERF	ERF	–	681528-6	Justerbleck	Adjuster washer				1520
	42	2	2	2	–	677223-0	Packning	Gasket				1530
	43	8	8	8	–	943298-0	Skruv	Screw				1540
	44	2	2	2	–	677819-5	Skyddsbygel	Protector brace				2010
	45	4	4	4	–	955137-5	Skruv	Screw				2020
	46	4	4	4	–	192292-1	Bricka	Washer				2030
	47	1	1	1	–	1213674-3	Glas, V	Glass, L			2)	2040

2. Ofärgat glas. Clear glass. Verre non coloré. Klarglas. Cristal incoloro.

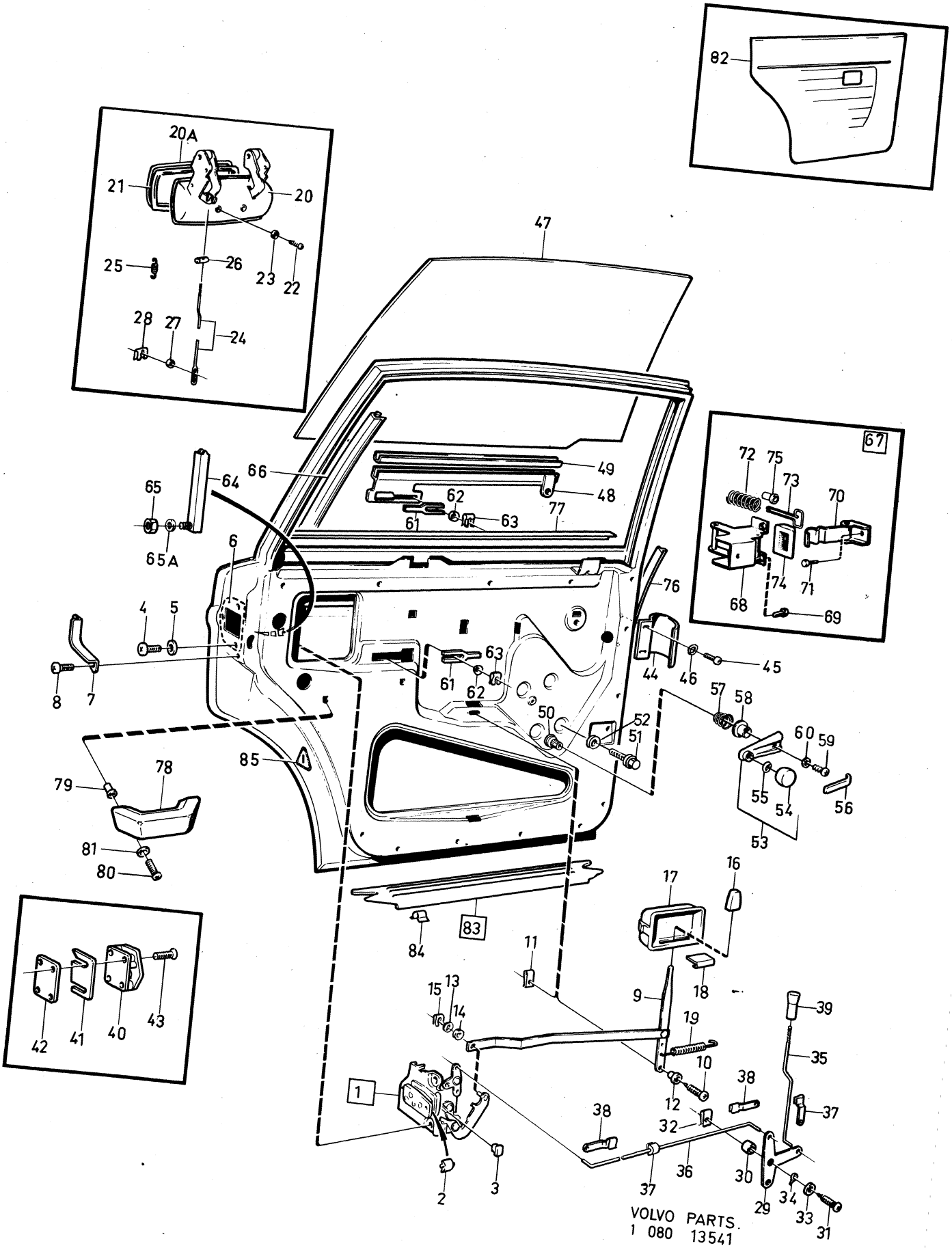

VOLVO PARTS.
1 080 13541

Sida Page	Grupp Group	Bakdörrar, detaljer	Rear doors, components	Illustration	1050
76	8	144 CH 428000–, 145 CH 210050–	144 CH 428000–, 145 CH 210050–	13541 1980–04	

	Pos. Fig.	Antal/Quantity 144	145 HV	145 SV		Artikel nr Part No	Benämning	Description	Sats Kit	B P S R	Anmärkning Notes	
		1	1	1	–	1213676-8	Glas, V	Glass, L			3)	2050
		1	1	1	–	1213675-0	Glas, H	Glass, R			2)	2060
		1	1	1	–	1213677-6	Glas, H	Glass, R			3)	2070
	48	1	1	1	–	1213802-0	Hisskena, V	Elevator channel, L				2080
		1	1	1	–	1213803-8	Hisskena, H	Elevator channel, R				2090
	49	750	750	750	–	1213920-0	Fyllnadsband	Filler strip			2 X 375	2100
x	50	1	1	–	–	1255052-1	Fönsterhiss, V	Window elevator, L		3	(1213778)	2110
x		1	1	–	–	1255053-9	Fönsterhiss, H	Window elevator, R		3	(1213779)	2120
	51	8	8	–	–	955268-8	Skruv	Screw			TID UTF.	2130
		8	8	–	–	945358-0	Flänsskruv	Flange screw			SEN UTF	2135
	52	8	8	–	–	955892-5	Bricka	Washer			TID UTF.	21[illegible]
x	53	2	2	–	–	1254749-3	Hissvev	Elevator crank		2	(1213705)	21[illegible]
	54	2	2	–	–		.Knapp	.Button		8		2160
	55	2	2	–	–		.Fjädrande bricka	.Resilient washer		8		2170
	56	2	2	–	–	1213709-7	Täckplatta	Cover plate				2180
	57	2	2	–	–	659949-2	Fjäder	Spring				2190
	58	2	2	–	–	1213711-3	Bricka	Washer				22[illegible]
	59	2	2	–	–	956075-6	Skruv	Screw				22[illegible]
	60	2	2	–	–	955946-9	Låsbricka	Lock washer				2220
	61	4	4	–	–	676366-8	Skoning	Pad				2230
	62	8	8	–	–	1213723-8	Bricka	Washer				2240
	63	6	6	–	–	946594-9	Säkringsbygel	Safety catch				2250
	64	2	2	2	–	1211976-4	Styrskena	Guide rail				2260
	65	2	2	2	–	945408-3	Flänsmutter	Flange nut				2270
	65a	2	2	2	–	955894-1	Bricka	Washer			TID UTF	2275
x	66	2	2	2	–	1255936-5	Styrlist	Guide moulding		4	(1203940)	2280
	67	–	–	–	–		Dörrstopp	Door stop		8		2290
	68	2	2	2	–	1203141-5	.Konsol	.Bracket			(677939)	2300
	69	6	6	6	–	943159-4	.Skruv	.Bolt				2310
	70	2	2	2	–	677937-5	.Stopparm	.Stop arm				2320
	71	2	2	2	–	942402-9	.Skruv	.Bolt				2330
	72	2	2	2	–	677938-3	.Fjäder	.Spring				2340
	73	2	2	2	–	677932-6	.Fjäderstyrare	.Spring guide				2350
	74	2	2	2	–	678531-5	.Tätning	.Seal				2360
	75	2	2	2	–	680422-3	.Bussning	.Bushing				2370
x	76	1	1	1	–	1254989-5	Tätningslist, V	Seal moulding		2	(1213560)	2380
x		1	1	1	–	1254990-3	Tätningslist, H	Seal moulding		2	(1213560)	2381
	77	1	1	1	–	1213111-6	Skraplist, V	Scrap moulding, L				239[illegible]
		1	1	1	–	1203448-4	Skraplist, H	Scrap moulding, R				23[illegible]
	78	2	2	–	–	686555-4	Armstöd	Arm rest				2400
	79	4	4	–	–	1203096-1	Mutter	Nut				2410
	80	4	4	–	–	958242-0	Skruv	Screw				2420
	81	4	4	–	–	955892-5	Bricka	Washer				2425
	82	–	–	–	–		Dörrpanel	Door panel			SE INNERKLÄDSEL SEE UPHOLSTERY	242[illegible] 24[illegible]
	83	1	1	1	–	687184-2	Tröskelplåt, V	Sill plate, L				2450
		1	1	1	–	687185-9	Tröskelplåt, H	Sill plate, R				2460
	84	6	6	6	–	944148-6	.Clips	.Clip				2470
	85	2	2	2	–	1203249-6	Reflexemblem	Reflector emblem			(678127)	2480

2. Ofärgat glas. Clear glass. Verre non coloré. Klarglas. Cristal incoloro.
3. Färgat glas. Tinted glass. Verre coloré. Gefärbtes Glas. Cristal de color.

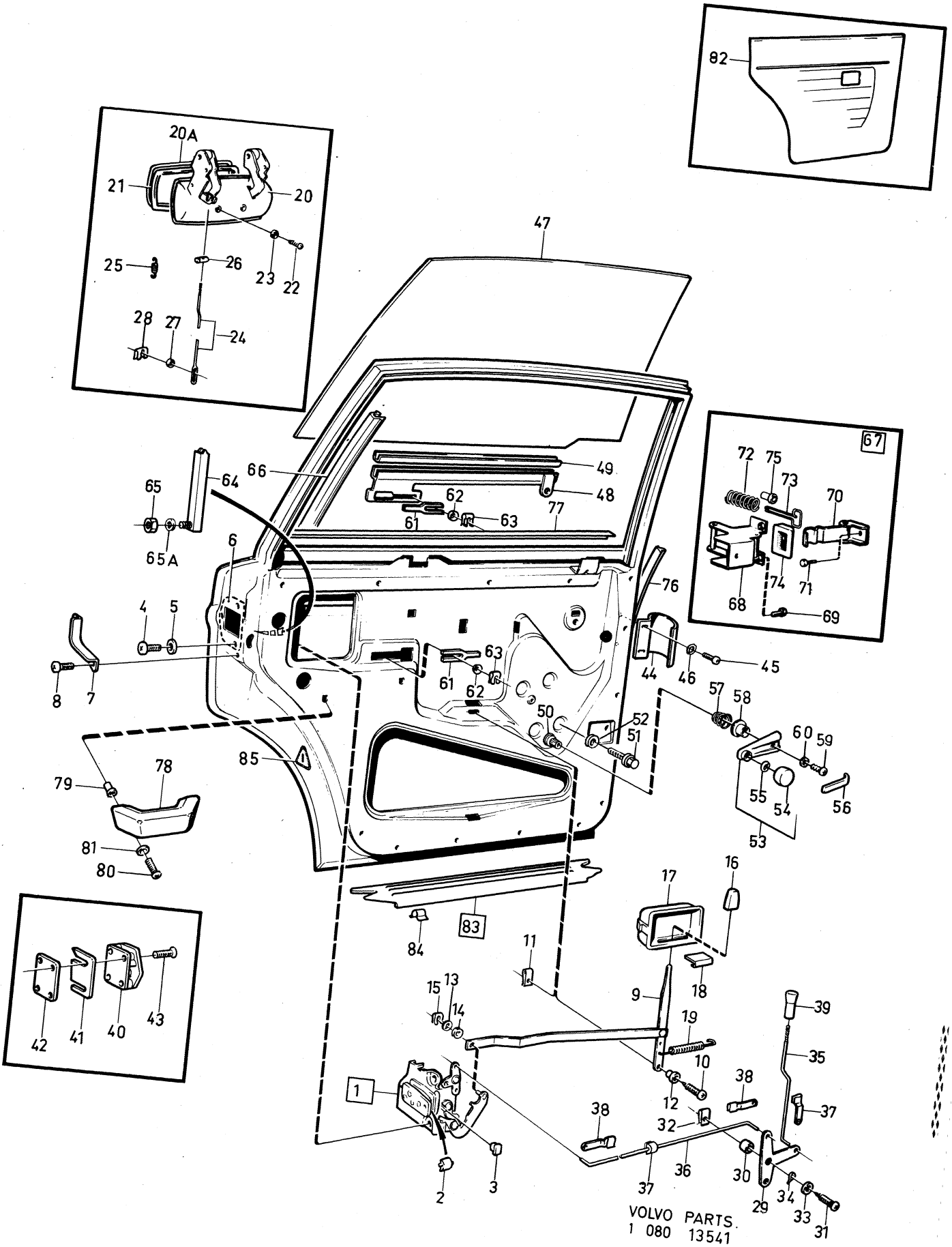

VOLVO PARTS
1 080 13541

Sida Page	Grupp Group	Detaljer för baklucka 142, 144	Components for luggage compartment lid 142, 144	Illustration 13601 1980–04	1100
78	8				

Pos. Fig.	Antal/Quantity				Artikel nr Part No	Benämning	Description	Sats Kit	B P S R	Anmärkning Notes	
1	–	–	–	–		Baklucka	Luggage compartment lid			SE SIDA 52, 2-I21	1010
2	–	–	–	–		.Hållare, tätningslist	.Retainer, seal moulding			SE SIDA 52, 2-I21	1020
3	–	–	–	–		.Hållare, tätningslist	.Retainer, seal moulding			SE SIDA 52, 2-I21	1030
4	–	–	–	–		Gångjärn	Hinge			SE SIDA 52, 2-I21	1040
5	–	–	–	–		Skruv	Screw			SE SIDA 52, 2-I21	1060
6	–	–	–	–		Skruv	Screw			SE SIDA 52, 2-I21	1070
7	1	–	–	–	1213847-5	Spärr	Catch				1080
8	1	–	–	–	675769-4	.Fjäder	.Spring				1090
9	2	–	–	–	942624-8	Skruv	Screw				1100
10	1	–	–	–	675661-3	Hake	Catch				1110
11	2	–	–	–	942624-8	Skruv	Screw				11[illegible]
12	1	–	–	–		Lås	Lock		8		11[illegible]
13	1	–	–	–	1213271-8	.Hylsa	.Sleeve			ERS AV 1 ST 1202744–7	1140
										1 ST 1202745–4	1141
14	1	–	–	–	946010-6	.O–ring	.O–ring				1150
15	1	–	–	–	1213272-6	.Excenter	.Eccentric				1160
16	1	–	–	–	1213273-4	.Fjäder	.Spring				11[illegible]
17	1	–	–	–	1213270-0	.Vred	.Handle		4	ERS AV 1 ST 1202744–7	11[illegible]
										1 ST 1202745–4	1181
18	1	–	–	–	1213240-3	.Låscylinder med	.Lock cylinder and			1)	1190
						två nycklar	two keys				1200
19	1	–	–	–	956272-9	.Skruv	.Screw				1210
20	1	–	–	–	18897-9	.Låsbricka	.Lock washer				1220
21	ERF	–	–	–	1213202-3	Nyckel (ämne)	Key (blank)				1230
22	1	–	–	–	685855-9	Clips	Clip				1250
23	1	–	–	–	675902-1	Tätningsring	Seal ring				1260
24	2	–	–	–	676668-7	Gasfjäder	Gas spring			142	1270
25	2	–	–	–	677979-7	Gaffel	Yoke			142	1280
26	2	–	–	–	951973-7	.Rörpinne	.Pin				1290
27	2	–	–	–	684264-5	Stöd	Support			144	1300
28	2	–	–	–	951986-9	.Rörpinne	.Pin				1310
28a	2	–	–	–	679377-2	Nummerplåtshållare	Number plate retainer			USA, CAN	1311
28b	2	–	–	–	955137-5	Skruv	Screw			USA, CAN	1312
28c	4	–	–	–	676911-1	Gummiknapp	Rubber button			USA, CAN	1313
29	1	–	–	–	1213755-0	Tätningslist	Seal moulding			(681335)	1320
30	1	–	–	–	676926-9	Tröskelplåt	Sill plate				1330
31	10	–	–	–	955126-8	Skruv	Screw				1340
32	1440	–	–	–	679754-2	Kantskyddslist	Edge moulding			2 X 720	13[illegible]
33	1	–	–	–	277987-4	Sats för montering	Luggage compartment			4)	13[illegible]
						av handtag på baklucka	handle kit				1370
34	1	–	–	–	661567-8	.Handtag	.Handle				1380
35	2	–	–	–	663749-0	.Mellanlägg	.Spacer				1390
36	2	–	–	–	950021-6	.Skruv	.Screw				1400
37	2	–	–	–	955946-9	.Låsbricka	.Lock washer				14[illegible]
38	2	–	–	–	677055-6	.Plugg	.Plug				14[illegible]

1. Låscylindersats bestående av 4 st låscylindrar (dörr V och H, baklucka samt handskfack) med 2 st gemensamma nycklar beställes under det.nr 1213540. Lock cylinder kit consisting of 4 lock cylinders (left and right doors, luggage compartement and glove box) with two common keys has Kit No. 1213540. Le jeu de cylindres de fermeture se compose de 4 cylindres de fermeture (porte G et D, porte de coffre à bagages et boite à gants) ayant 2 clés communes. Ces cylindres de fermeture sont commandés sous le no de dét. 1213540. Der Schlosszylindersats besteht aus 4 Schlosszylindern (Tür links und rechts, Kofferraumdeckel sowie Handschuhkasten) mit 2 gemeinsamen Schlüsseln sind unter der Ersatzteilnummer 1213540 zu bestellen. El juego del cilindro de carradura se compone de 4 cilindros de carradura (puertas izq. y der., tapa baúl y guantera), con 2 llaves comunes. Se solicita bajo el número de detalle 1213540.
4. Ej standardutrustning. Säljes som tillbehör. Optional extra. N'est pas equipement standard. Est vendur comme accessoire. Nicht serienmässig. Verkauf als Zubehör. No forma parti del equipo standard. Se vende como accesorio.

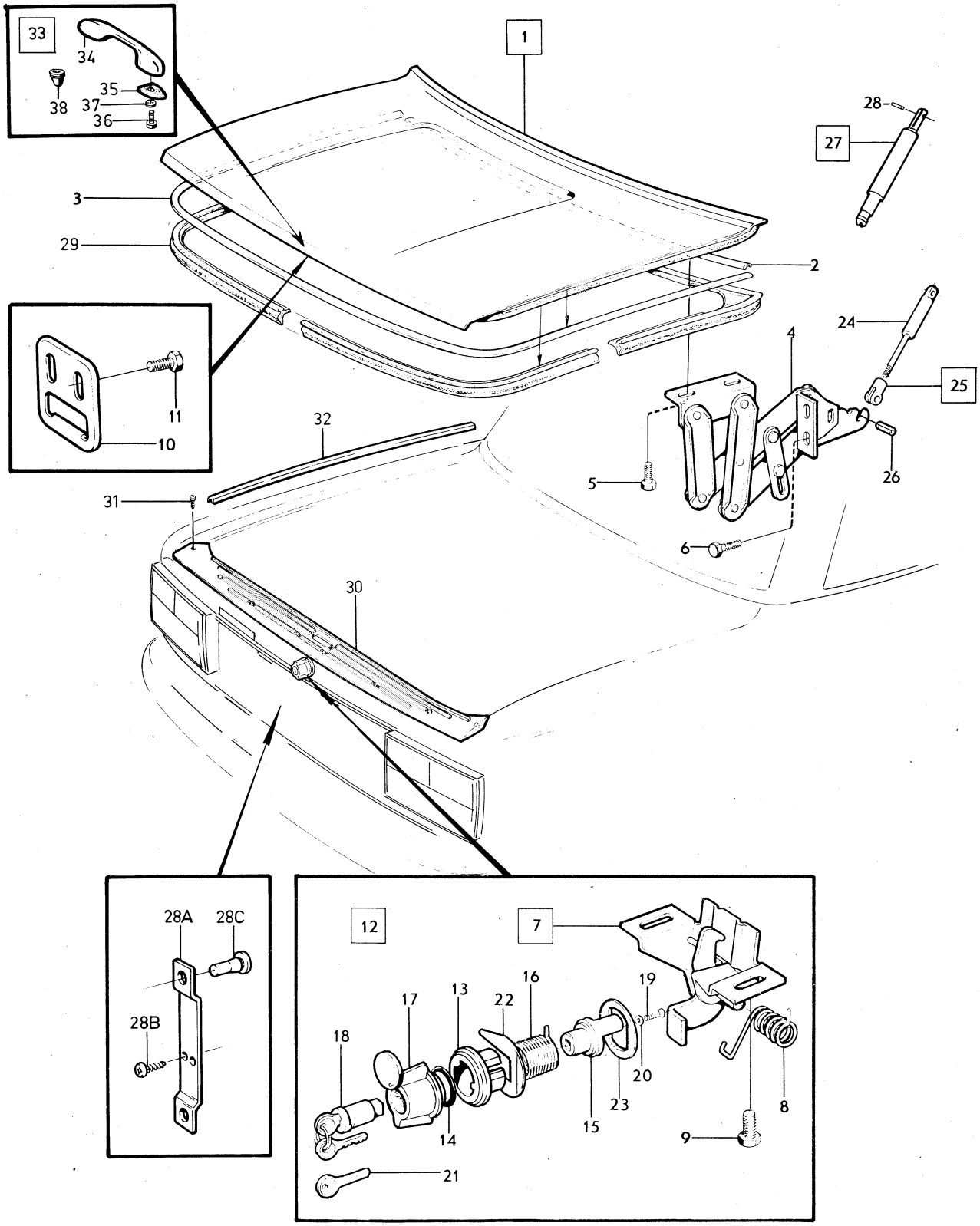

VOLVO PARTS
1 080 13601
(10115)

Sida Page	Grupp Group	Detaljer för baklucka	Components for tail gate	Illustration	1150
80	8	145	145	10116 1980–04	

	Pos. Fig.	Antal/Quantity				Artikel nr Part No	Benämning	Description	Sats Kit	B P S R	Anmärkning Notes	
	1	–	–	–	–		Baklucka	Tail gate			SE SIDA 52, 2-I21	1010
	2	–	–	–	–		.Baklucka, yttre	.Tail gate, outer			SE SIDA 52, 2-I21	1020
	3	1	–	–	–	950018-2	..Skruv för	..Screw for				1030
							låscylinder	lock cylinder				1040
	4	–	–	–	–		.Pinne	.Pin			SE SIDA 52, 2-I21	1050
	5	2	–	–	–	955894-1	.Bricka	.Washer				1060
	6	2	–	–	–	941907-8	.Fjädrande bricka	.Resilient washer				1070
	7	–	–	–	–		.Hållare,	.Retainer			SE SIDA 52, 2-I21	1080
							tätningslist	seal moulding				1090
	8	–	–	–	–		Gångjärn	Hinge			SE SIDA 52, 2-I21	1100
	9	2	–	–	–	942402-9	Skruv	Screw				1[illegible]
	10	4	–	–	–	955524-4	Skruv	Screw				1120
	11	4	–	–	–	960141-0	Bricka	Washer				1130
	12	3	–	–	–	120265-4	Bricka	Washer				1140
	13	2	–	–	–	950342-6	Skruv	Screw				1150
	14	2	–	–	–	941907-8	Fjädrande bricka	Resilient washer				1160
	15	–	–	–	–		Underlägg	Base			SE SIDA 52, 2-I21	1[illegible]
	16	–	–	–	–		Underlägg	Base			SE SIDA 52, 2-I21	1[illegible]
	17	2	–	–	–	677805-4	Styrning	Guide				1190
	18	4	–	–	–	950021-6	Skruv	Screw				1200
	19	4	–	–	–	941905-2	Fjädrande bricka	Resilient washer				1210
	20	2	–	–	–	1203681-0	Styrning	Guide		4	(680630)	1220
	21	2	–	–	–	955138-3	Skruv	Screw			NT	1230
		2	–	–	–	950021-6	Skruv	Screw			HT	1240
		2	–	–	–	120405-6	Plåtmutter	Speed nut			HT	1250
	22	1	–	–	–	683627-4	Gasfjäder	Gas spring			NT	1260
		1	–	–	–	688476-1	Gasfjäder	Gas spring			HT	1270
	23	1	–	–	–	683604-3	Stöd	Support			NT	1280
		1	–	–	–	683150-7	Stöd	Support			HT	1290
	24	1	–	–	–	666143-3	.Bussning	.Bushing				1300
	25	1	–	–	–	677232-1	.Tätningsplugg	.Seal plug			NT	1310
	26	2	–	–	–	942915-0	Säkringsbygel	Safety catch				1320
	27	2	–	–	–	942575-2	Kulbult	Ball stud				1330
	28	2	–	–	–	955949-3	Fjädrande bricka	Resilient washer				1340
	29	2	–	–	–	959090-2	Kulskål	Ball socket				1350
	30	2	–	–	–	959095-1	Säkringsbygel	Safety catch				1360
	31	1	–	–	–	682362-9	Fäste	Anchorage			HV	1370
	32	1	–	–	–	682364-5	Länk	Link			HV	1[illegible]
	33	1	–	–	–	682365-2	Fjäder	Spring			HV	1[illegible]
	34	2	–	–	–	955138-3	Skruv	Screw			HV	1400
x	35	1	–	–	–	1202460-0	Lås	Lock		3	(687868)	1410
	36	4	–	–	–	950044-8	Skruv	Screw				1420
	37	4	–	–	–	941906-0	Fjädrande bricka	Resilient washer				1430
	38	1	–	–	–	1213269-2	Hylsa	Sleeve				1[illegible]
	39	1	–	–	–	1213154-6	Excenter	Eccentric				1[illegible]
	40	1	–	–	–	1213240-3	Låscylinder med	Lock cylinder and			1)	1460
							två nycklar	two keys				1470
	41	ERF	–	–	–	1213202-3	Nyckel (ämne)	Key (blank)				1480
	42	1	–	–	–	956060-8	Skruv	Screw				1490
	43	1	–	–	–	955945-1	Låsbricka	Lock washer				1500
	44	1	–	–	–	655532-0	Gummitätning	Rubber seal				2010
x	45	1	–	–	–	1246561-3	Tapp	Pin		4	(678524)	2020

1. Låscylindersats bestående av 4 st låscylindrar (dörr V och H, baklucka samt handskfack) med 2 st gemensamma nycklar beställes under det.nr 1213540. Lock cylinder kit consisting of 4 lock cylinders (left and right doors, luggage compartement and glove box) with two common keys has Kit No. 1213540. Le jeu de cylindres de fermeture se compose de 4 cylindres de fermeture (porte G et D, porte de coffre à bagages et boite à gants) ayant 2 clés communes. Ces cylindres de fermeture sont commandés sous le no de dét. 1213540. Der Schlosszylindersats besteht aus 4 Schlosszylindern (Tür links und rechts, Kofferraumdeckel sowie Handschuhkasten) mit 2 gemeinsamen Schlüsseln sind unter der Ersatzteilnummer 1213540 zu bestellen. El juego del cilindro de carradura se compone de 4 cilindros de carradura (puertas izq. y der., tapa baúl y guantera), con 2 llaves comunes. Se solicita bajo el número de detalle 1213540.

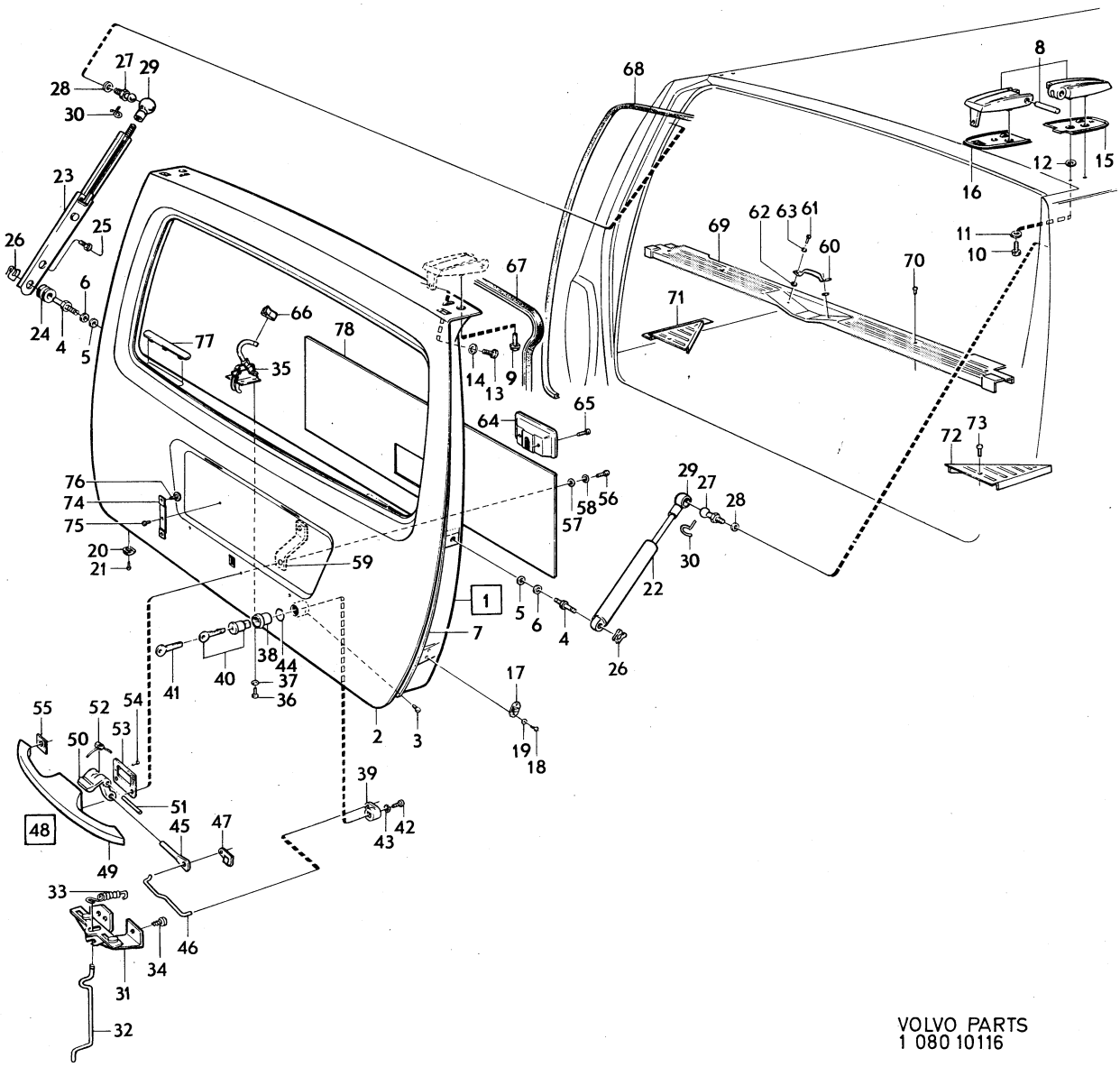

VOLVO PARTS
1 080 10116

Sida Page	Grupp Group	Detaljer för baklucka	Components for tail gate	Illustration	1150
82	8	145	145	10116 1980–04	

	Pos. Fig.	Antal/Quantity				Artikel nr Part No	Benämning	Description	Sats Kit	B P S R	Anmärkning Notes	
	46	1	–	–	–	678525-7	Länk	Link				2030
	47	1	–	–	–	676995-4	Klammer	Clip				2040
	48	1	–	–	–		Handtag	Handle		8		2060
	49	1	–	–	–	677520-9	.Handtag	.Handle		8	ERS AV 1 ST 1202458–4,	2065
											OCH 1 ST 956149–9	2070
	50	1	–	–	–	679862-3	.Upptryckare	.Push button				2071
	51	1	–	–	–	675483-2	.Axel	.Shaft				2090
	52	1	–	–	–	675482-4	.Fjäder	.Spring				2100
x	53	1	–	–	–	1254511-7	.Packning	.Gasket		2	(677519)	2110
	54	2	–	–	–	190598-3	.Skruv	.Screw				2120
x	55	2	–	–	–	1254512-5	Gummibricka	Rubber washer		2	(677065)	2130
	56	4	–	–	–	950046-3	Skruv	Screw				[illegible]
	57	4	–	–	–	955893-3	Bricka	Washer				2150
	58	4	–	–	–	940155-5	Låsbricka	Lock washer				2160
	59	1	–	–	–	687258-4	Stag	Stay			NT	2170
	60	1	–	–	–	1203031-8	Låsbygel	Catch		3		2185
	61	2	–	–	–	955512-9	Skruv	Screw			CH –242615	2190
		2	–	–	–	950048-9	Skruv	Screw			CH 242616–	[illegible]
	62	2	–	–	–	960140-2	Bricka	Washer			CH –242615	2200
		2	–	–	–	960146-9	Bricka	Washer			CH 242616–	2205
	63	2	–	–	–	941906-0	Fjädrande bricka	Resilient washer			CH –242615	2210
	64	1	–	–	–	678380-7	Styrkåpa	Guide casing				2220
	65	2	–	–	–	955137-5	Skruv	Screw				2230
	66	1	–	–	–	678506-7	Handtag	Handle				2240
	67	1	–	–	–	688372-2	Tätningslist	Seal moulding			NT	2250
		1	–	–	–	688373-0	Tätningslist	Seal moulding		8	HT	2260
	68	2690	–	–	–	672172-4	Kantskyddslist	Edge moulding				2270
	69	1	–	–	–	678236-1	Tröskelplåt	Sill plate				2280
	70	4	–	–	–	955156-5	Skruv	Screw			145 CH –253707	2290
		4	–	–	–	955153-2	Skruv	Screw			145 CH 253708–	2295
	71	1	–	–	–	679146-1	Täckplåt, V	Escutcheon moulding, L				2300
	72	1	–	–	–	679147-9	Täckplåt, H	Escutcheon moulding, R				2310
	73	4	–	–	–	955153-2	Skruv	Screw				2320
	74	2	–	–	–	679377-2	Nummerplåtshållare	Number plate retainer			USA, CAN	2330
	75	2	–	–	–	955137-5	Skruv	Screw			NT USA, CAN	2340
		2	–	–	–	950021-6	Skruv	Screw			HT USA, CAN	2350
	76	4	–	–	–	676911-1	Gummiknapp	Rubber button			USA, CAN	2360
	77	2	–	–	–	681206-9	Plugg	Plug				2370
	78	–	–	–	–		Panel	Panel			SE INNERKLÄDSEL	[illegible]
											SEE UPHOLSTERY	2390

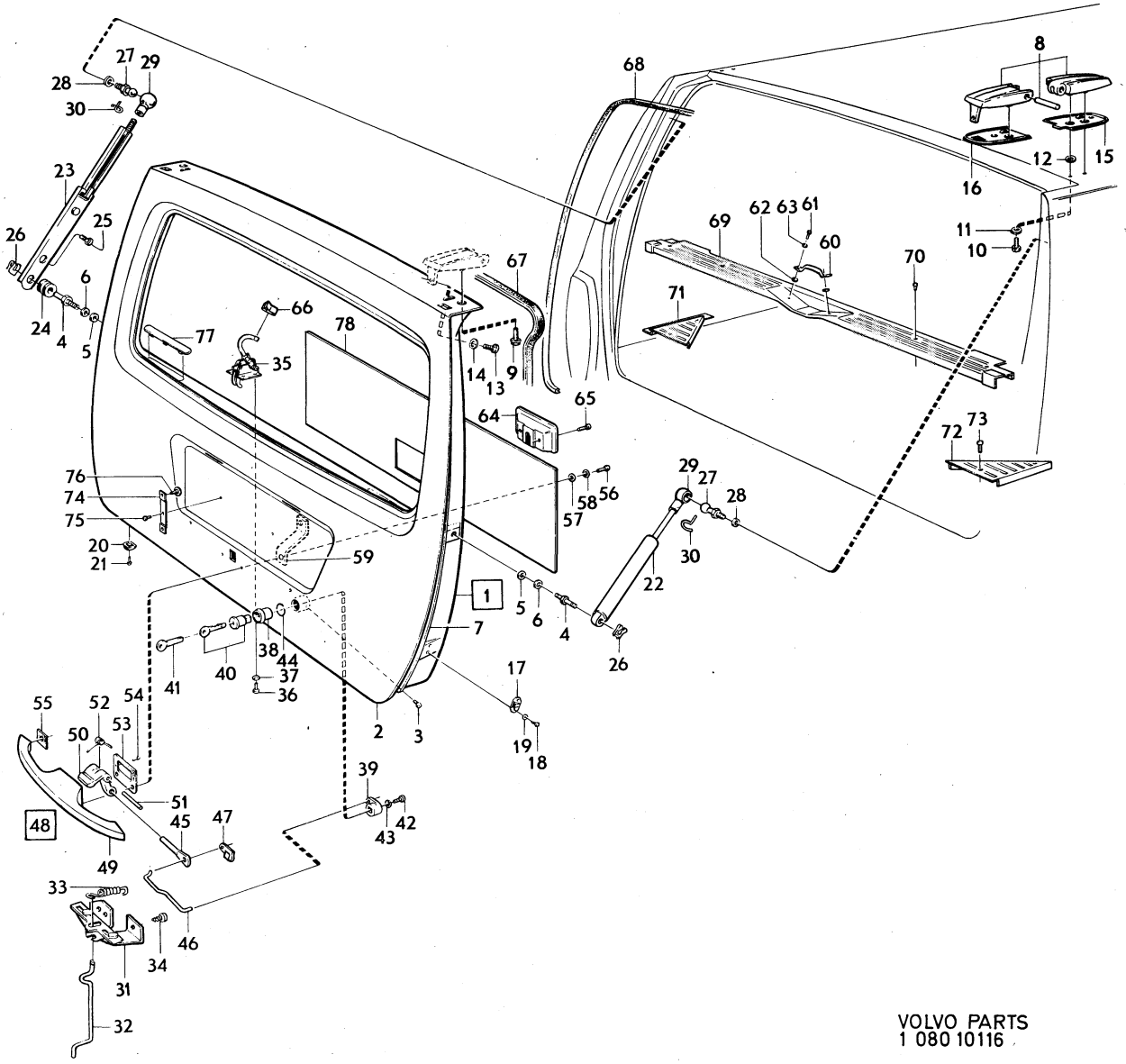

VOLVO PARTS
1 080 10116

Sida Page	Grupp Group	Taklucka MTL	Sliding roof MTL	Illustration 12118 1980–04	1200
84	8				

	Pos. Fig.	Antal/Quantity				Artikel nr Part No	Benämning	Description	Sats Kit	B P S R	Anmärkning Notes	
x	1	1	–	–	–	1202568-0	Ram	Frame		5	(680963)	1010
	2	–	–	–	–		Konsol	Bracket		8		1020
	3	1	–	–	–	681091-5	Styrskena, V	Guide rail, L				1030
		1	–	–	–	681092-3	Styrskena, H	Guide rail, R				1040
	4	2	–	–	–	680956-0	Fäste	Anchorage				1050
	5	2	–	–	–	681096-4	Mellanstycke	Spacer				1060
	6	6	–	–	–	955162-3	Skruv	Screw				1070
	7	1	–	–	–	680961-0	Styrskena, V	Guide rail, L				1080
		1	–	–	–	680962-8	Styrskena, H	Guide rail, R				1090
	8	1	–	–	–	681306-7	Förstärkning	Reinforcement				1100
	9	4	–	–	–	955162-3	Skruv	Screw				1110
	9a	2	–	–	–	684201-7	Bricka	Washer				
x	10	1	–	–	–	1254758-4	Täcklist	Escutcheon moulding		4	(680959)	1130
	11	6	–	–	–	955162-3	Skruv	Screw				1150
	12	1	–	–	–	680964-4	Lucka, yttre	Roof, outer				1160
	13	2	–	–	–	681101-2	Fäste	Anchorage				1170
	14	4	–	–	–	955246-4	Skruv	Screw				1180
	15	4	–	–	–	17840-0	Låsbricka	Lock washer				
	16	2	–	–	–	681102-0	Säkringsbleck	Tab washer				1200
x	17	1	–	–	–	1255359-0	Wire, V	Cable, L		3	(681093)	1210
x		1	–	–	–	1255360-8	Wire, H	Cable, R		3	(681094)	1220
	18	2	–	–	–	681103-8	Förstärkning	Reinforcement				1230
	19	4	–	–	–	955224-1	Skruv	Screw				1240
	20	4	–	–	–	120344-7	Låsbricka	Lock washer				1250
	21	2	–	–	–	681104-6	Glidsko	Dog				1260
	22	1	–	–	–	681097-2	Växelhus	Gear housing				1270
	23	2	–	–	–	956165-5	Skruv	Screw				1280
	24	2	–	–	–	681098-0	Mutterplatta	Nut plate				1290
	25	2	–	–	–	956271-1	Skruv	Screw				1300
	26	1	–	–	–	681100-4	Vev	Crank				1310
	27	1	–	–	–	956272-9	Skruv	Screw				1330
	28	1	–	–	–	681099-8	Distansbricka	Spacer washer				1340
	29	1	–	–	–	681095-6	Fjäderbleck	Spring tab				1350
	30	1	–	–	–	681106-1	Skål	Shell				1360
	31	1	–	–	–	955172-2	Skruv	Screw				1370
	32	1	–	–	–	192557-7	Fjädermutter	Spring nut				1380
	33	1	–	–	–	681432-1	Vindavvisare	Wind deflector				1390
	34	1	–	–	–	686131-4	Länk, V	Link, L				1400
		1	–	–	–	686132-2	Länk, H	Link, R				
	35	3	–	–	–	684202-5	Plugg	Plug				1420
	36	2200	–	–	–	942754-3	Slang	Hose			2 X 1100	1430
	37	2	–	–	–	1211334-6	Backventil	Check valve			TID UTF	1440
	38	2	–	–	–	1213277-5	Gummibussning	Rubber bushing			SEN UTF	1441
x	39	2	–	–	–	943470-5	Slangklammer	Hose clamp		1	(951786)	1450
	40	2560	–	–	–	944188-2	Slang	Hose			2 X 1280	
	41	600	–	–	–	943519-9	Slang	Hose			2 X 300	1470
	42	2	–	–	–	685975-5	Y–nippel	Y–piece				1480
	43	2	–	–	–	945652-6	Slangklammer	Hose clamp			(943572)	1490
	44	1	–	–	–	681823-1	Lucka, inre,	Roof, inner,				1500
							med klädsel	with headlining				1510
x	45	1	–	–	–	1255335-0	Kederlist	Piping		3	(681110)	1520
x	46	1	–	–	–	1255334-3	Kederlist	Piping		3	(681090)	1530
	47	1	–	–	–	681089-9	Tätningslist	Seal moulding				1540
	48	1	–	–	–	681777-9	Kantskyddslist	Edge guard				1550
	49	1	–	–	–	1207600-6	Klammer	Clamp				1551
	50	1	–	–	–	693067-1	Stoppning, V	Upholstery, L				1552
	51	1	–	–	–	693068-9	Stoppning, H	Upholstery, R				1553
	52	2	–	–	–	692881-6	Stoppning	Upholstery				1554
	53	1	–	–	–	692880-8	Stoppning	Upholstery				1555
	54	1	–	–	–	692882-4	Stoppning	Upholstery		8		1556
	55	1	–	–	–	692879-0	Stoppning	Upholstery				1557

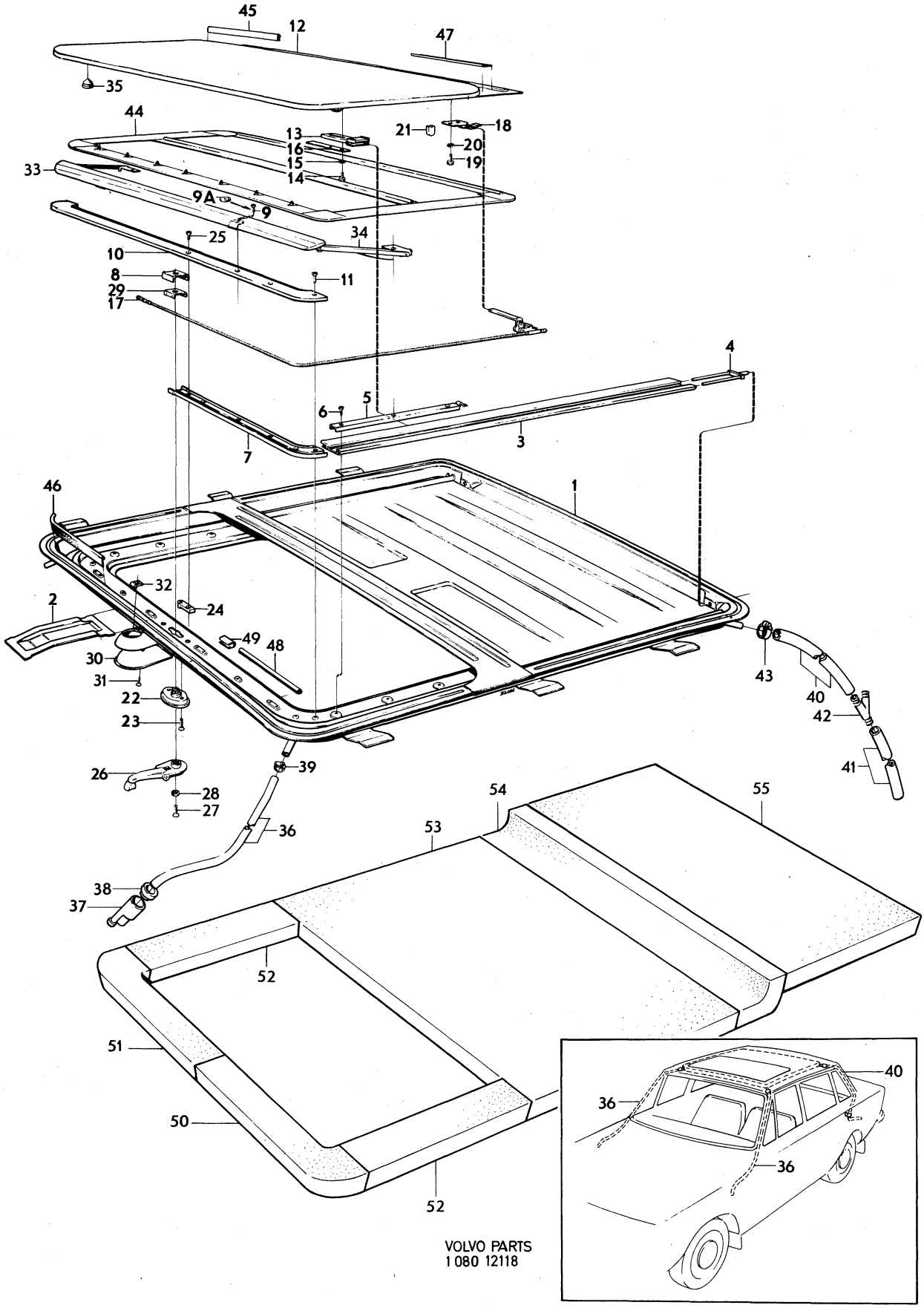
45
12
47
35
44
13
16
15
14
21
18
20
19
33
9A
9
25
34
10
8
29
17
11
4
5
6
3
7
46
1
32
2
24
49
48
30
31
22
23
43
40
42
41
26
39
28
27
36
54
55
53
38
37
52
51
50
52
40
36
36
VOLVO PARTS
1 080 12118

Sida Page	Grupp Group	Vindruta, bakruta, bakre sidorutor	Windscreen, rear window, rear quarter windows	Illustration 1250
86	8	142, 144	142, 144	10120 1980–04

	Pos. Fig.	Antal/Quantity				Artikel nr Part No	Benämning	Description	Sats Kit	B P S R	Anmärkning Notes	
x	1	1	–	–	–	1247924-2	Vindruta	Windscreen		2	2) (1203168)	1010
x		1	–	–	–	1247925-9	Vindruta	Windscreen		2	3) (1203169)	1020
x		1	–	–	–	1247926-7	Vindruta med antenn	Windscreen with antenna		2	3) (1213552) SPEC UTF USA, CAN	1030 1031
		1	–	–	–	273174-3	Tejpsats för vindruta	Windscreen adhesive tape kit				1050 1060
	2	–	–	–	–		Prydnadslist	Trim moulding			SE SIDA 106, 2-L03	1070
	3	1	–	–	–	683699-3	List, övre	Strip, upper				1080
	4	7	–	–	–	683701-7	Klammer	Clamp				1090
	5	7	–	–	–	943784-9	Skruv	Screw				1100
	6	2	–	–	–	683861-9	Täckplåt	Escutcheon moulding				11[illegible]
	7,8	–	–	–	–		List	Strip		8	EXCL USA, CAN, SWITZERLAND, AUSTRIA	11[illegible] 1130
		1	–	–	–	686281-7	.List, V	.Strip, L				1140
		1	–	–	–	686282-5	.List, H	.Strip, R				1141
		–	–	–	–		List	Strip		8	USA, CAN, SWITZERLAND, AUSTRIA	1142 11[illegible]
		1	–	–	–	686283-3	.List, V	.Strip, L			142 CH –439469, 144 CH –490145.	11[illegible] 1145
		1	–	–	–	1207989-3	.List, V	.Strip, L			142 CH 439470–, 144 CH 490146–.	1146 1147
		1	–	–	–	686282-5	.List, H	.Strip, R				1150
x	9	6	–	–	–	948690-3	Plugg	Plug		2	(945790)	1160
	10	1	–	–	–	1203170-4	Bakruta	Rear window			2) (675842) MER	1170
		1	–	–	–	1203171-2	Bakruta	Rear window			3) (687708) MER	1190
	11	1	–	–	–	1203230-6	Tätningslist	Seal moulding			(686859)	1200
	12	–	–	–	–		Prydnadslist	Trim moulding			SE SIDA 106, 2-L03	1210
		–	–	–	–		Ventilationsfönster	Ventilator window		8	142 ALT 1	1220
	13	1	–	–	–	680444-7	.Ventilationsfönster, V	.Ventilator window, L			2) CH –393949	1230
		1	–	–	–	1203136-5	.Ventilationsfönster, V	.Ventilator window, L			2) CH 393950–	1231
		1	–	–	–	683982-3	.Ventilationsfönster, V	.Ventilator window, L			3) CH –393949	1240
		1	–	–	–	1203138-1	.Ventilationsfönster, V	.Ventilator window, L			3) CH 393950–	1241
		1	–	–	–	680445-4	.Ventilationsfönster, H	.Ventilator window, R			2) CH –393949	1250
		1	–	–	–	1203137-3	.Ventilationsfönster, H	.Ventilator window, R			2) CH 393950–	1251
		1	–	–	–	683983-1	.Ventilationsfönster, H	.Ventilator window, R			3) CH –393949	1260
		1	–	–	–	1203139-9	.Ventilationsfönster, H	.Ventilator window, R			3) CH 393950–	1261
	14	1	–	–	–	680442-1	.Lås, V	.Lock, L				1270
		1	–	–	–	680443-9	.Lås, H	.Lock, R				128[illegible]
	15	2	–	–	–	673490-9	..Handtag	..Handle				12[illegible]
	16	2	–	–	–	673495-8	..Fjäder	..Spring				1300
	17	2	–	–	–	943182-6	.Rörpinne	.Lock pin				1310
	18	2	–	–	–	955168-0	.Skruv	.Screw				1320
	19	4	–	–	–	106988-9	.Skruv	.Screw				1330
	20	4	–	–	–	941906-0	.Fjädrande bricka	.Resilient washer				134[illegible]
	21	ERF	–	–	–	960140-2	.Justerbricka	.Shim			TID UTF	13[illegible]
	22	4	–	–	–	678678-4	.Tätning	.Seal				1360
	23	1	–	–	–	676923-6	.Tätningslist, V	.Seal moulding, L				1370
		1	–	–	–	676924-4	.Tätningslist, H	.Seal moulding, R				1380
		1	–	–	–		Sidoruta	Rear quarter window		8	142 ALT 2	1390
x	24	1	–	–	–	1203177-9	.Glas, V	.Glass, L			2) (686929)	1400
x		1	–	–	–	1203177-9	.Glas, H	.Glass, R			2) (686930)	1410
	25	1	–	–	–	686931-7	.Tätningslist, V	.Seal moulding, L			CH –393949	1420
		1	–	–	–	1203342-9	.Tätningslist, V	.Seal moulding, L			CH 393950–	1421
		1	–	–	–	686932-5	.Tätningslist, H	.Seal moulding, R			CH –393949	1430
		1	–	–	–	1203343-7	.Tätningslist, H	.Seal moulding, R			CH 393950–	1431
	26	–	–	–	–		.Prydnadslist	.Trim moulding			SE SIDA 106, 2-L03	1440
		–	–	–	–		Sidoruta	Rear quarter window			144	1450
x	27	1	–	–	–	1203172-0	.Glas, V	.Glass, L			2) (676038)	1460
		1	–	–	–	1203174-6	.Glas, V	.Glass, R			3) (679500)	1470

2. Ofärgat glas. Clear glass. Verre non coloré. Klarglas. Cristal incoloro.
3. Färgat glas. Tinted glass. Verre coloré. Gefärbtes Glas. Cristal de color.

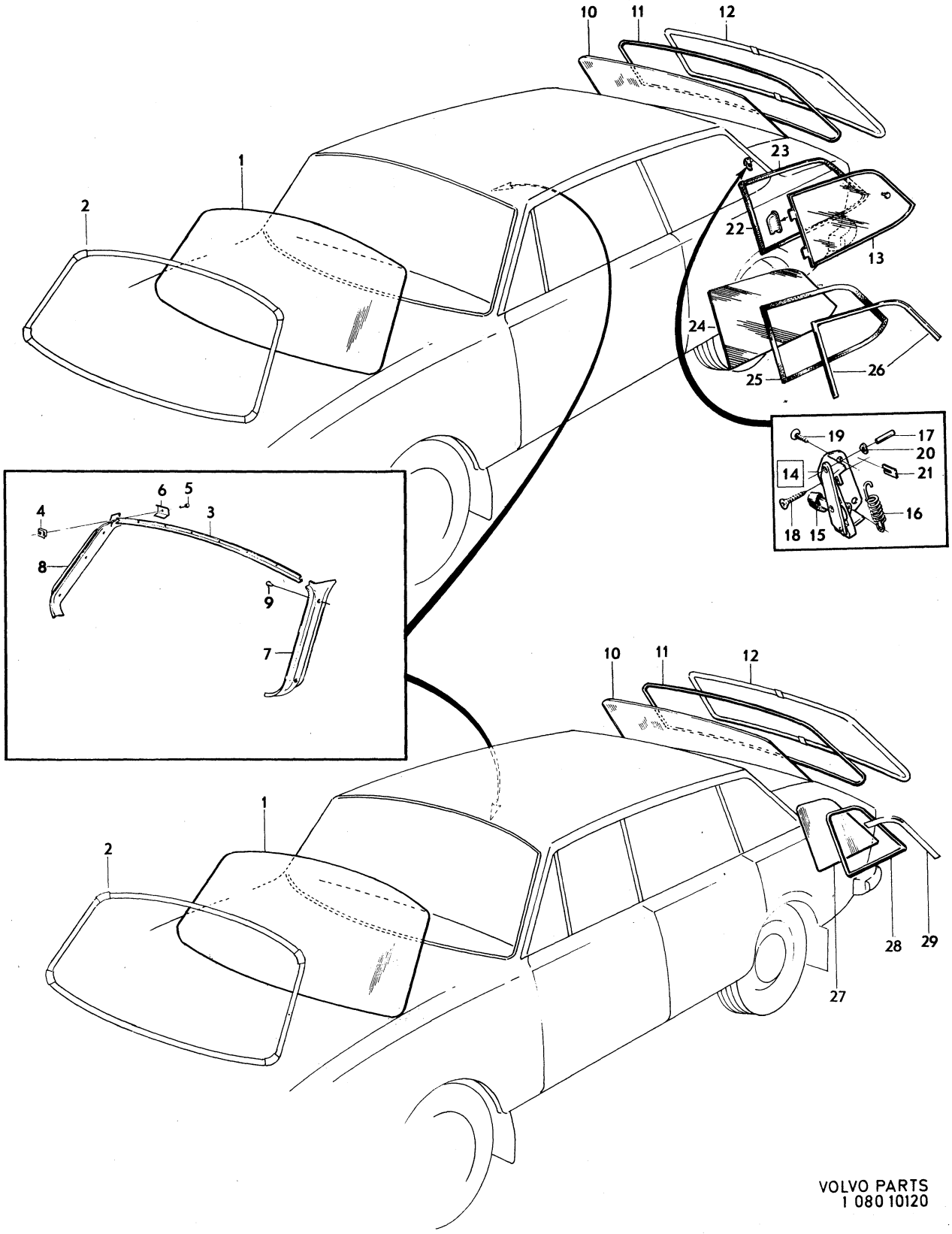

VOLVO PARTS
1 080 10120

Sida Page	Grupp Group	Vindruta, bakruta, bakre sidorutor	Windscreen, rear window, rear quarter windows	Illustration 10120	1250
88	8	142, 144	142, 144	1980–04	

	Pos. Fig.	Antal/Quantity				Artikel nr Part No	Benämning	Description	Sats Kit	B P S R	Anmärkning Notes	
x		1	–	–	–	1203173-8	.Glas, H	.Glass, R			2) (676039)	1480
x		1	–	–	–	1203175-3	.Glas, H	.Glass, R			3) (679501)	1490
	28	1	–	–	–	676036-7	.Tätningslist, V	.Seal moulding, L			CH –427999	1500
		1	–	–	–	1213474-8	.Tätningslist, V	.Seal moulding, L			CH 428000–	1501
		1	–	–	–	676037-5	.Tätningslist, H	.Seal moulding, R			CH –427999	1510
		1	–	–	–	1213475-5	.Tätningslist, H	.Seal moulding, R			CH 428000–	1511
	29	–	–	–	–		.Prydnadslist	.Trim moulding			SE SIDA 114, 2-L11	1520

2. Ofärgat glas. Clear glass. Verre non coloré. Klarglas. Cristal incoloro.
3. Färgat glas. Tinted glass. Verre coloré. Gefärbtes Glas. Cristal de color.

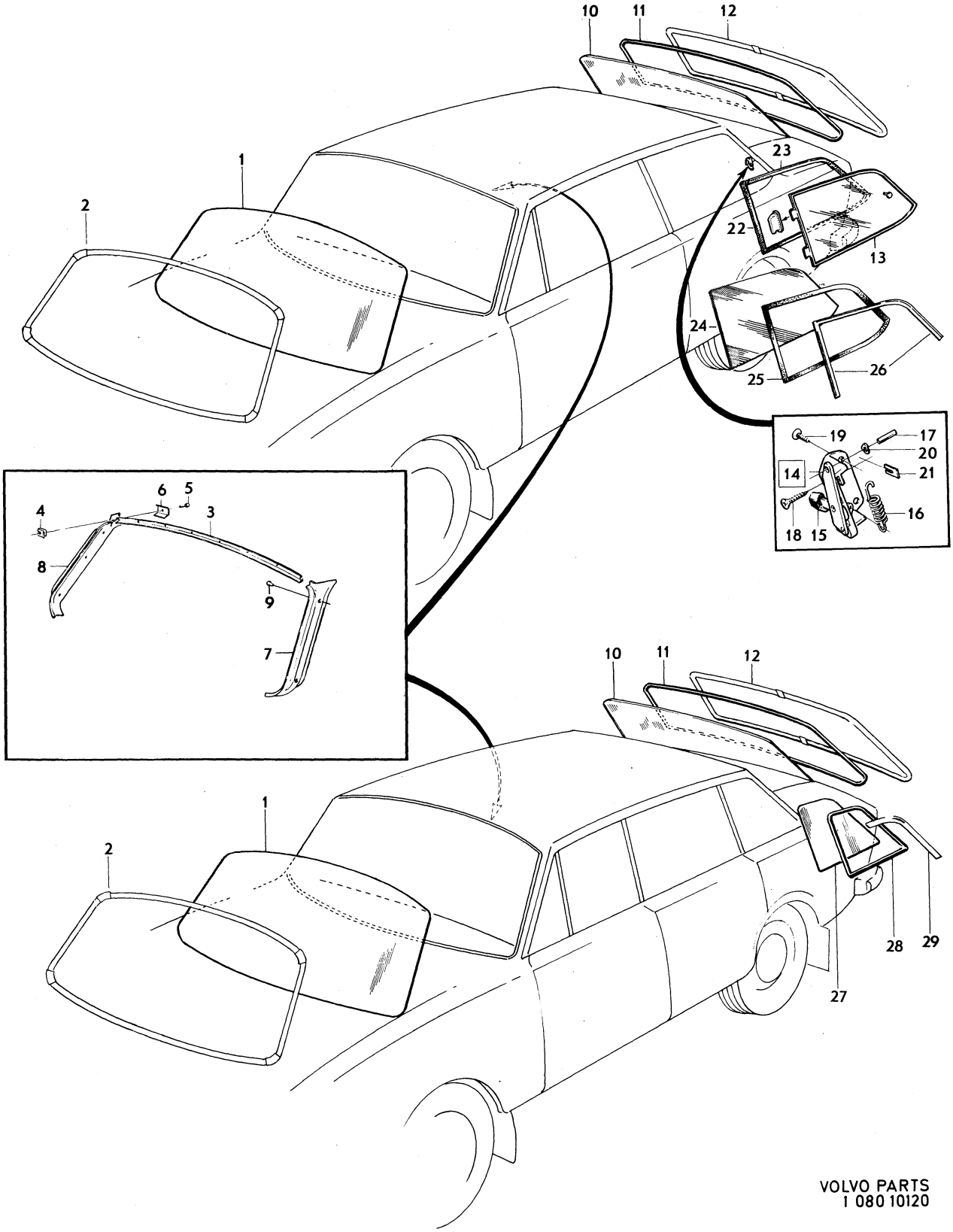

VOLVO PARTS
1 080 10120

Sida Page	Grupp Group	Vindruta, bakruta, bakre sidorutor	Windscreen, rear window, rear quarter windows	Illustration	1300
90	8	145	145	10165 1980–04	

	Pos. Fig.	Antal/Quantity				Artikel nr Part No	Benämning	Description	Sats Kit	B P S R	Anmärkning Notes	
x	1	1	–	–	–	1247924-2	Vindruta	Windscreen		2	2) (675831)	1010
x		1	–	–	–	1247925-9	Vindruta	Windscreen		2	3) (678894)	1020
x		1	–	–	–	1247926-7	Vindruta med antenn	Windscreen with antenna		2	(1213552) SPEC UTF USA, CAN	1030 1040
		1	–	–	–	273174-3	Tejpsats för vindruta	Windscreen adhesive tape kit				1050 1060
	2	–	–	–	–		Prydnadslist	Trim moulding			SE SIDA 122, 3-A05	1070
	3	1	–	–	–	683699-3	List, övre	Strip, upper				1080
	4	7	–	–	–	683701-7	Klammer	Clamp				1090
	5	7	–	–	–	943784-9	Skruv	Screw				1100
	6	2	–	–	–	683861-9	Täckplåt	Escutcheon moulding				1110
	7	1	–	–	–	686281-7	List, V	Strip, L			STD EXCL USA, CAN	1120
		1	–	–	–	686283-3	List, V	Strip, L			USA, CAN. SPEC UTF 6019.	1130 1140
	8	1	–	–	–	686282-5	List, H	Strip, R				1150
x	9	6	–	–	–	948690-3	Plugg	Plug		2	(945790)	1160
	10	1	–	–	–	1203331-2	Bakruta	Rear window			2) (677022) MER	1170
		1	–	–	–	683984-9	Bakruta	Rear window			3) UER	1
		1	–	–	–	1213545-5	Bakruta	Rear window			3) MER	1190
	11	1	–	–	–	1211139-9	Tätningslist	Seal moulding				1210
	12	–	–	–	–		Prydnadslist	Trim moulding			SE SIDA 122, 3-A05	1220
	13	1	–	–	–	1203326-2	Sidoruta, V	Rear quarter window, L			2) (683026)	1230
		1	–	–	–	1213550-5	Sidoruta, V	Rear quarter window, L			3)	1240
		1	–	–	–	1203327-0	Sidoruta, H	Rear quarter window, R			2) (683027)	1250
		1	–	–	–	1213551-3	Sidoruta, H	Rear quarter window, R			3)	1260
x	14	1	–	–	–	1202804-9	Tätningslist, V	Trim moulding, L		2	(1213132)	1270
x		–	–	–	–	1202805-6	Tätningslist, H	Trim moulding, R		2	(1213133)	1300

2. Ofärgat glas. Clear glass. Verre non coloré. Klarglas. Cristal incoloro.
3. Färgat glas. Tinted glass. Verre coloré. Gefärbtes Glas. Cristal de color.

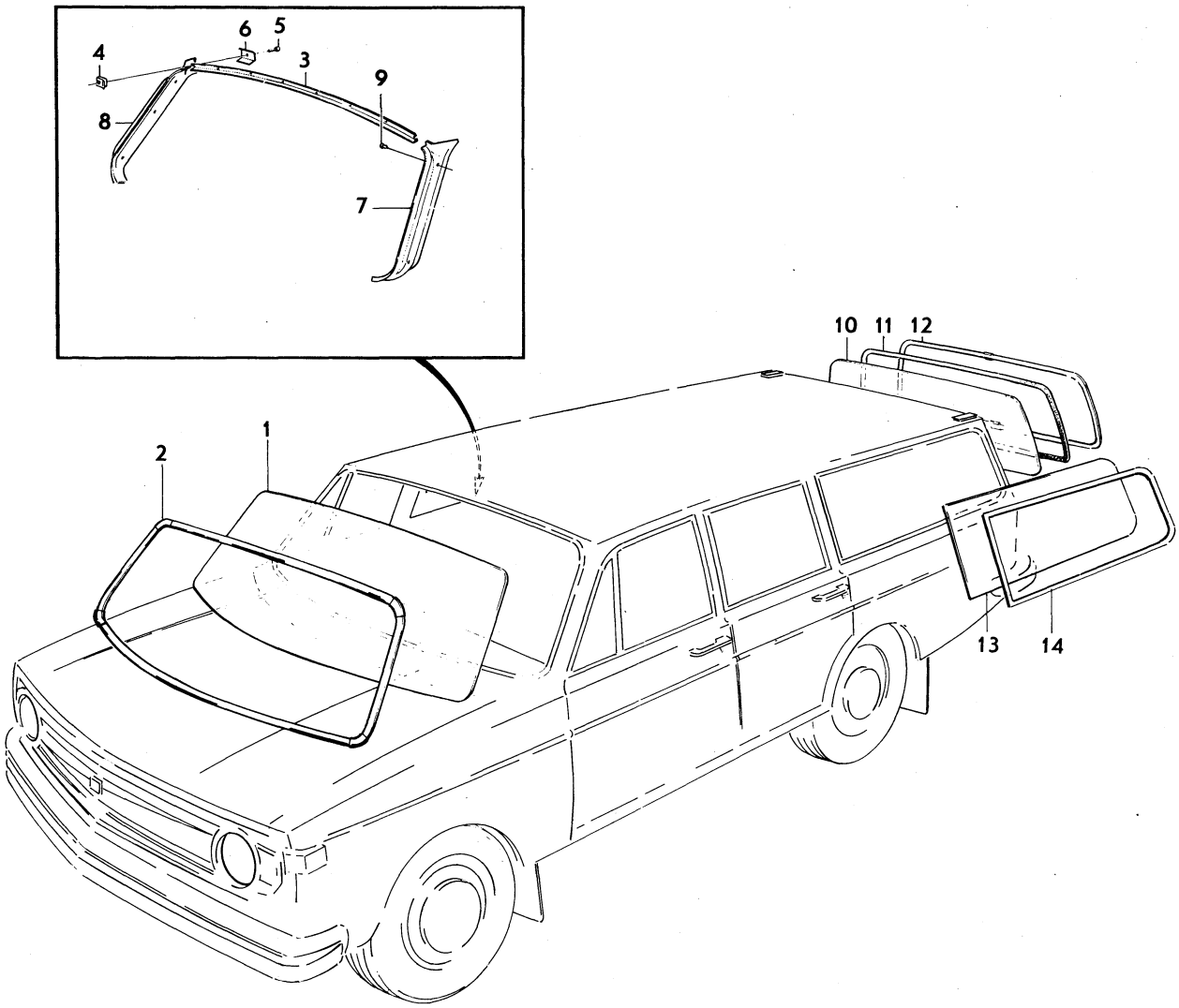

VOLVO PARTS
1 080 10165

Sida Page	Grupp Group	Kylargaller	Radiator grille	Illustration 13302 1980–04	1350
92	8				

	Pos. Fig.	Antal/Quantity				Artikel nr Part No	Benämning	Description	Sats Kit	B P S R	Anmärkning Notes	
	1	1	–	–	–	1211398-1	Kylargaller	Radiator grille			(1213224)	1010
x	2	1	–	–	–	1202951-8	.Emblem	.Emblem		2	(685973)	1030
	3	1	–	–	–	1211194-4	.Prydnadslist	.Trim moulding				1040
	3a	ERF	–	–	–	1203304-9	Hylsa	Sleeve			ALT	1045
		1	–	–	–	273295-6	Monteringssats, kylargaller	Installation kit, radiator grille				1050 1060
x	4	4	–	–	–	941266-9	.Bussning	.Bushing			(941262)	1070
	5	4	–	–	–	947221-8	.Skruv	.Screw				1080
	5a	4	–	–	–	947830-6	.Bricka	.Washer		2	142 CH 442230–	1085
											144 CH 492985–	1086
											145 CH 250859–	1087
	6	4	–	–	–	1211655-4	.Distanshylsa	.Spacer sleeve		8		1090
	7	4	–	–	–	1211682-8	.Bussning	.Bushing				1100
	8	1	–	–	–	947222-6	.Skruv	.Screw				1110
	8a	1	–	–	–	947830-6	.Bricka	.Washer		2	142 CH 442230–	1115
											144 CH 492985–	1116
											145 CH 250859–	1117
	9	1	–	–	–	945913-2	.Skruv	.Screw				1120
	10	2	–	–	–	1213976-2	Clips	Clip			142 CH –416718	1130
											144 CH –457351	1131
											145 CH –228533	1132
		–	–	–	–	273294-9	Sarg med monteringsdetaljer, V	Frame with installation components, L				1140 1150
		–	–	–	–	273296-4	Sarg med monteringsdetaljer, H	Frame with installation components, R				1160 1170
	11	1	–	–	–		.Sarg, V	.Frame, L		8	(1211782)	1180
		1	–	–	–		.Sarg, H	.Frame, R		8	(1211783)	1190
	12	1	–	–	–	1211654-7	..Prydnadslist, övre, V	..Trim moulding, upper, L				1200
		1	–	–	–	1211680-2	..Prydnadslist, övre, H	..Trim moulding, upper, R				1210
	13	4	–	–	–	1203719-8	..Gummihylsa	..Rubber sleeve			SEN UTF	1220
	14	2	–	–	–	1203720-6	..Gummilist	..Rubber list			SEN UTF	1230
	15	1	–	–	–	1211402-1	..Prydnadslist, nedre, V	..Trim moulding, lower, L				1240
		1	–	–	–	1211679-4	..Prydnadslist, nedre, H	..Trim moulding, lower, R				1250
	16	4	–	–	–	945702-9	..Bussning	..Bushing				1260
	17	4	–	–	–	1211682-8	..Bussning	..Bushing				1270
	18	2	–	–	–	945913-2	.Skruv	.Screw				1280
	19	2	–	–	–	947222-6	.Skruv	.Screw				1290
	19a	2	–	–	–	947830-6	.Bricka	.Washer		2	142 CH 442230–	1295
											144 CH 492985–	1296
											145 CH 250859–	1297
	20	2	–	–	–	947221-8	.Skruv	.Screw				1300
	20a	2	–	–	–	947830-6	.Bricka	.Washer		2	142 CH 442230–	1305
											144 CH 492985–	1306
											145 CH 250859–	1307
	21	2	–	–	–	1211655-4	.Distanshylsa	.Spacer sleeve				1310

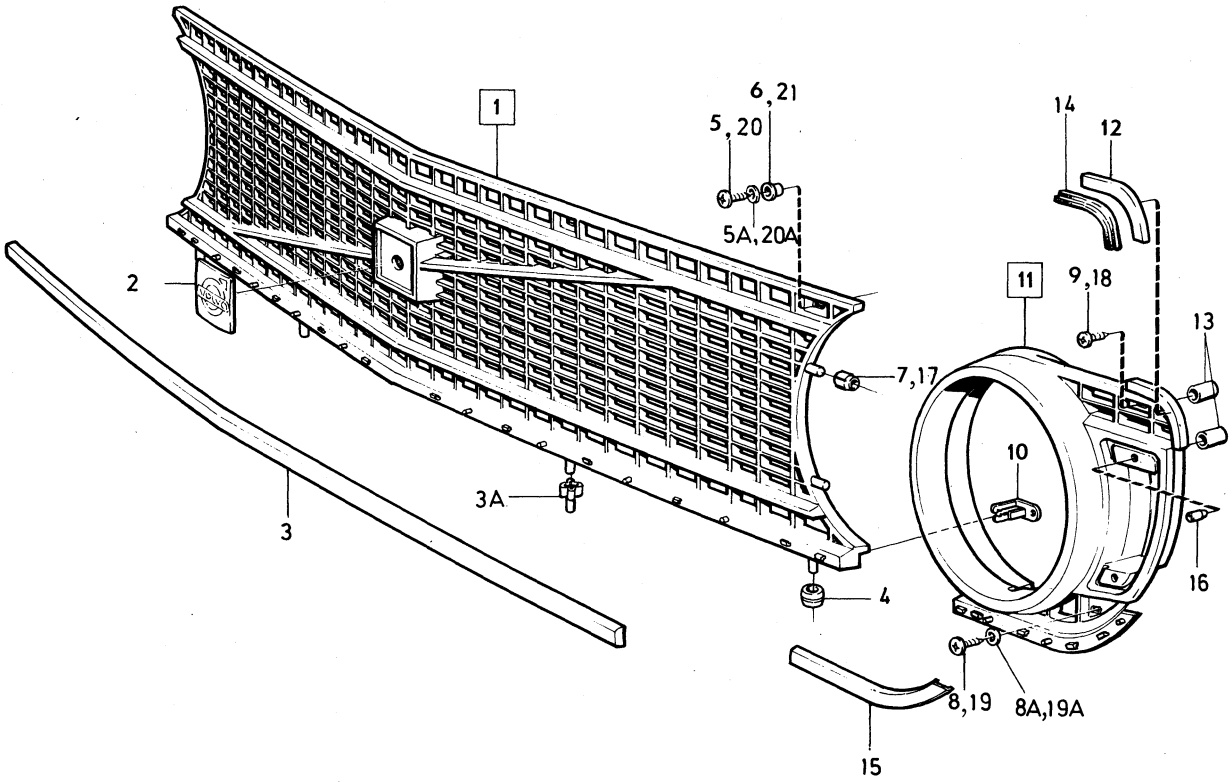

VOLVO PARTS
1 080 13302

Sida Page	Grupp Group	Stötfångare excl USA, CAN	Bumpers excl USA, CAN.	Illustration	1400
		142 CH –393949, 144 CH –427999	142 CH –393949, 144 CH –427999	11182	
94	8	145 CH –210049	145 CH –210049	1980–04	

	Pos. Fig.	Antal/Quantity				Artikel nr Part No	Benämning	Description	Sats Kit	B P S R	Anmärkning Notes	
x	1	1	–	–	–	1254811-1	Stötfångare	Bumper		2	(688411)	1010
	2	1	–	–	–	688549-5	Bärjärn, V	Support arm, L				1020
	3	1	–	–	–	688550-3	Bärjärn, H	Support arm, R				1030
	4	4	–	–	–	955561-6	Skruv	Screw				1040
	5	4	–	–	–	960145-1	Bricka	Washer				1050
	6	4	–	–	–	943052-1	Bult	Bolt				1060
	7	4	–	–	–	955827-1	Mutter	Nut				1070
	8	4	–	–	–	942336-9	Fjädrande bricka	Resilient washer				1080
	9	2	–	–	–	685739-5	Stötfångarlist	Bumper moulding				1090
	10	2	–	–	–	688548-7	Hållare	Retainer				1100
	11	8	–	–	–	958236-2	Skruv	Screw				1110
	12	1	–	–	–	688542-0	Nummerplåtshållare	Number plate holder				1120
	13	2	–	–	–	940100-1	Skruv	Screw				1130
	14	2	–	–	–	955825-5	Mutter	Nut				1140
	15	2	–	–	–	955893-3	Bricka	Washer				1150
	16	2	–	–	–	955920-4	Fjäderbricka	Spring washer				1160
	17	1	–	–	–	685812-0	Stötfångare, bakre	Bumper, rear				1170
	18	1	–	–	–	676264-5	Bärjärn, V	Support arm, L			STD	1180
		1	–	–	–	674044-3	Bärjärn, V	Support arm, R			TAXI	1190
	19	1	–	–	–	676265-2	Bärjärn, H	Support arm, L			STD	1200
		1	–	–	–	674045-0	Bärjärn, H	Support arm, R			TAXI	1210
	20	6	–	–	–	944209-6	Skruv	Bolt			STD	1220
		6	–	–	–	940115-9	Skruv	Bolt			TAXI	1230
	21	4	–	–	–	943052-1	Skruv	Bolt				1240
	22	4	–	–	–	955827-1	Mutter	Nut				1250
	23	4	–	–	–	942336-9	Fjädrande bricka	Resilient washer				1260
	24	2	–	–	–	685740-3	Stötfångarlist, yttre	Bumper moulding, outer				1270
	25	1	–	–	–	688572-7	Stötfångarlist, mittdel	Bumper moulding, centre				1280
	26	2	–	–	–	688573-5	Hållare	Retainer				1290
	27	10	–	–	–	958236-2	Skruv	Screw				1300

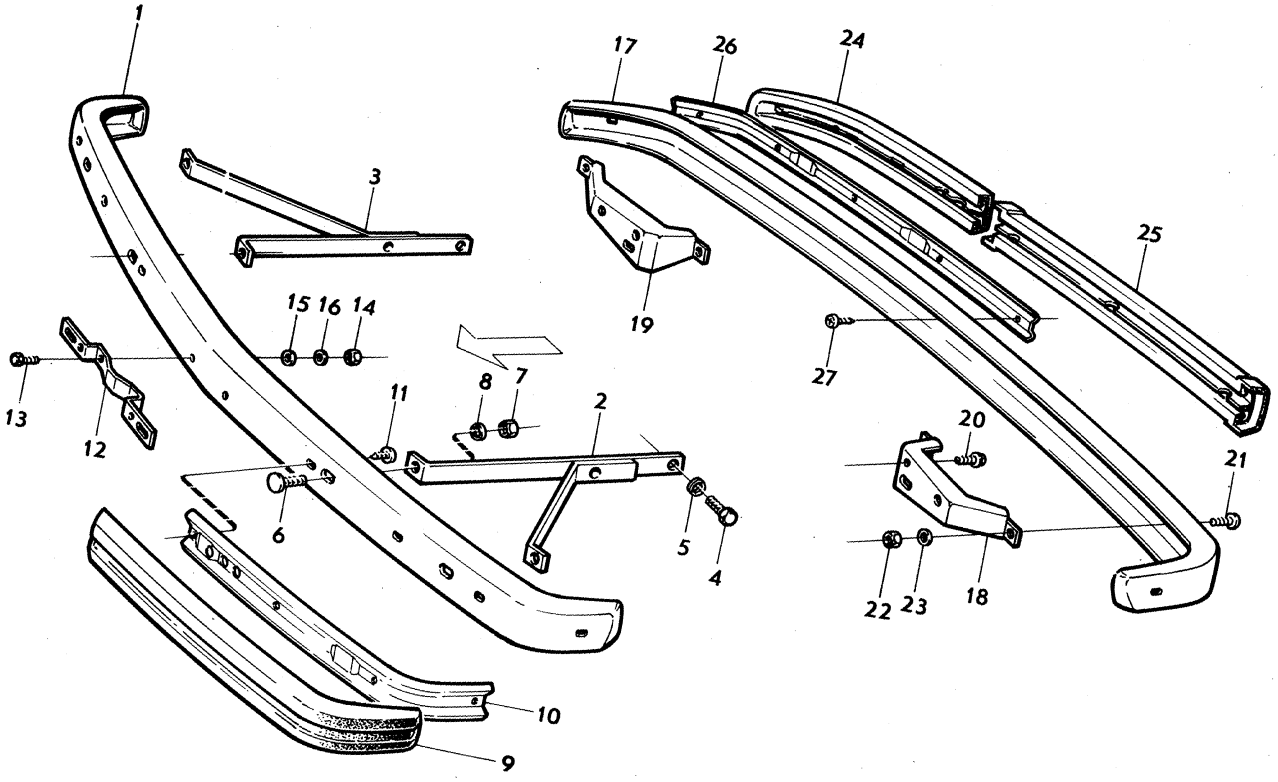

VOLVO PARTS
1 080 11182

Sida Page	Grupp Group	Stötfångare excl USA, CAN.	Bumpers excl USA, CAN.	Illustration	1450
		142 CH 393950–, 144 CH 428000–	142 CH 393950–, 144 CH 428000–	12197	
96	8	145 CH 210050–	145 CH 210050–	1980–04	

	Pos. Fig.	Antal/Quantity				Artikel nr Part No	Benämning	Description	Sats Kit	B P S R	Anmärkning Notes	
x	1	1	–	–	–	1254812-9	Stötfångare, främre	Bumper, front		2	(1213536)	1010
	2	2	–	–	–	1213692-5	Bärjärn	Support arm			EXCL JAPAN	1020
		2	–	–	–	1203704-0	Bärjärn	Support arm			JAPAN	1025
	3	4	–	–	–	955561-6	Skruv	Screw				1030
	4	4	–	–	–	960145-1	Bricka	Washer				1040
	5	2	–	–	–	1213698-2	Dämpare	Energy absorber				1050
	6	2	–	–	–	1203142-3	Styrhylsa	Sleeve				1060
	7	2	–	–	–	1203225-6	Fäste	Anchorage				1070
	8	2	–	–	–	963108-6	Mutter	Nut				1080
	9	2	–	–	–	955897-4	Bricka	Washer				1090
	10	2	–	–	–	1213694-1	Fäste	Anchorage				1100
	11	4	–	–	–	955783-6	Mutter	Nut			TID UTF M10	10
		4	–	–	–	945409-1	Flänsmutter	Flange nut			SEN UTF M10	1115
	12	4	–	–	–	960148-5	Bricka	Washer			TID UTF	1120
	13	4	–	–	–	955315-7	Skruv	Screw				1130
	14	4	–	–	–	960148-5	Bricka	Washer				1140
	15	1	–	–	–	1213629-7	Stötfångarlist, V	Bumper moulding, L			EXCL EEC	1150
		1	–	–	–	1203319-7	Stötfångarlist, V	Bumper moulding, L			EEC	60
		1	–	–	–	1213630-5	Stötfångarlist, H	Bumper moulding, R			EXCL EEC	1170
		1	–	–	–	1203320-5	Stötfångarlist, H	Bumper moulding, R			EEC	1180
	16	1	–	–	–	1213812-9	Stötfångarlist, mitt	Bumper moulding, centre				1190
	17	2	–	–	–	1213632-1	Hållare, yttre	Retainer, outer				1200
	18	1	–	–	–	1213813-7	Hållare, mitt	Retainer, centre				1210
	19	22	–	–	–	958236-2	Skruv	Screw				1220
	20	2	–	–	–	955139-1	Skruv	Screw				1230
	21	2	–	–	–	947739-9	Plastmutter	Plastic nut		2		1240
	22	4	–	–	–	1203680-2	Clips	Clip		2	(1203165)	1250
	23	1	–	–	–	1203159-7	Täckkåpa, V	Rubber boot, L				1260
		1	–	–	–	1203160-5	Täckkåpa, H	Rubber boot, R				1270
	24	1	–	–	–	1203291-8	Stöd, V	Support, L				1280
		1	–	–	–	1203292-6	Stöd, H	Support, R				1290
	25	4	–	–	–	955141-7	Skruv	Screw				1300
	26	1	–	–	–	1213538-0	Stötfångare, bakre	Bumper, rear				1310
	27	2	–	–	–	1213686-7	Bärjärn	Support arm			EXCL JAPAN	1320
		2	–	–	–	1203706-5	Bärjärn	Support arm			JAPAN	1325
	28	2	–	–	–	1213698-2	Dämpare	Energy absorber				1330
	29	2	–	–	–	1203142-3	Styrhylsa	Sleeve				1340
	30	2	–	–	–	1203225-6	Fäste	Anchorage				1350
	31	2	–	–	–	963108-6	Mutter	Nut				60
	32	2	–	–	–	955897-4	Bricka	Washer				1370
	33	2	–	–	–	1203195-1	Styrbricka	Guide bracket				1380
	34	2	–	–	–	1203196-9	Mellanlägg	Spacer				1390
	35	4	–	–	–	940133-2	Skruv	Screw				1400
	36	4	–	–	–	960141-0	Bricka	Washer				1410
	37	2	–	–	–	962912-2	Skruv	Screw				20
	37a	2	–	–	–	955899-0	Bricka	Washer				1425
	38	2	–	–	–	1213690-9	Fäste	Anchorage				1430
	39	4	–	–	–	955783-6	Mutter	Nut			TID UTF M10	1440
		4	–	–	–	945409-1	Flänsmutter	Flange nut			SEN UTF M10	1445
	40	4	–	–	–	960148-5	Bricka	Washer			TID UTF	1450
	41	4	–	–	–	955315-7	Skruv	Screw				1460
	42	4	–	–	–	960148-5	Bricka	Washer				1470
	43	1	–	–	–	1213639-6	Stötfångarlist, V	Bumper moulding, L				1480
		1	–	–	–	1213640-4	Stötfångarlist, H	Bumper moulding, R				1490
x	44	1	–	–	–	1246807-0	Stötfångarlist, mitt	Bumper moulding, centre		2	(1213641)	1500 1501
	45	2	–	–	–	1213642-0	Hållare	Retainer				1510
	46	20	–	–	–	958236-2	Skruv	Screw				1520
	47	4	–	–	–	1203680-2	Clips	Clip		2	(1203165)	1530
	48	1	–	–	–	1213643-8	Täcklist, V	Cover moulding, L				1540
		1	–	–	–	1213644-6	Täcklist, H	Cover moulding, R				1550
	49	1	–	–	–	1203279-3	Hållare, V	Retainer, L				1560
		1	–	–	–	1203280-1	Hållare, H	Retainer, R				1570

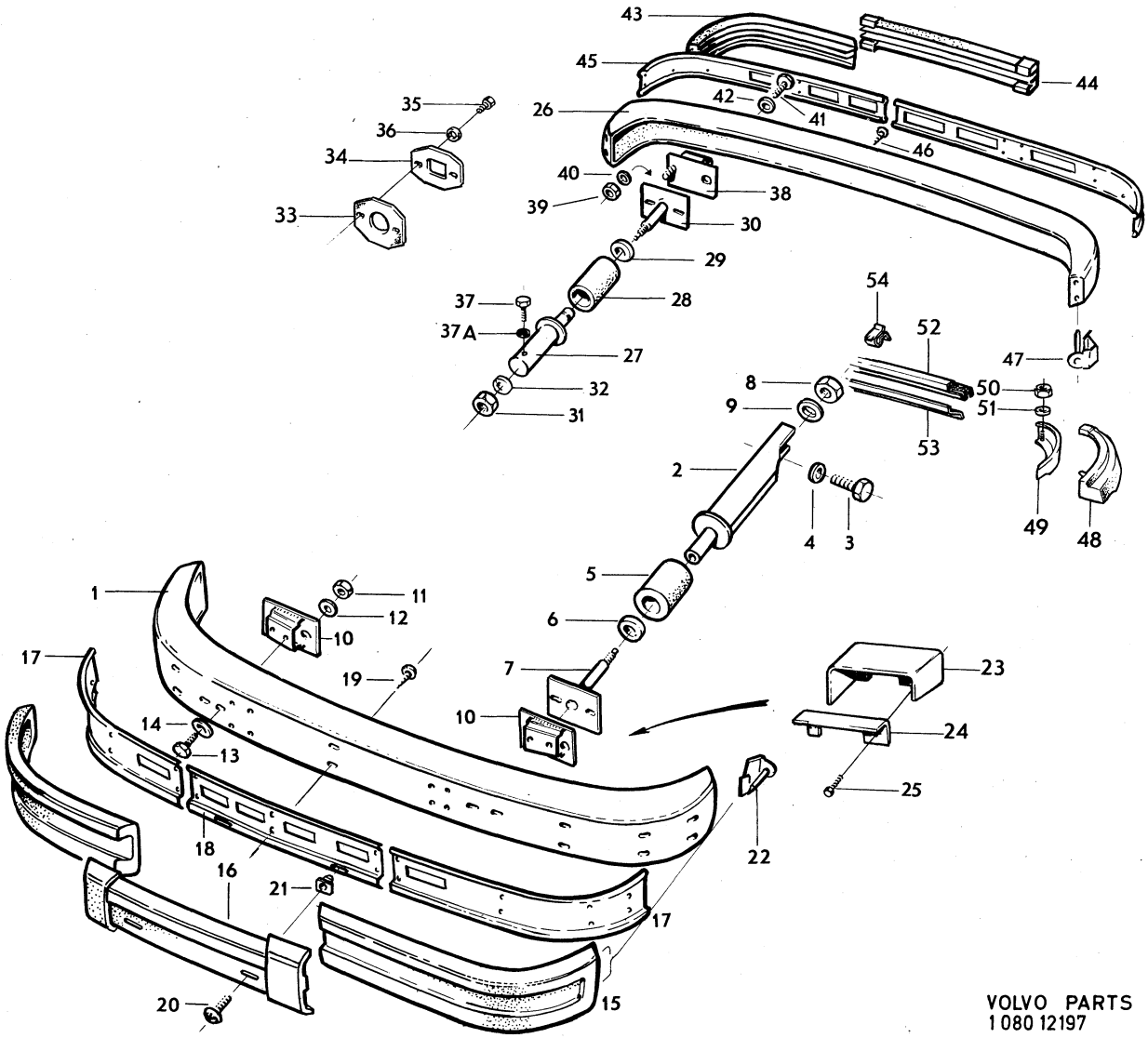

VOLVO PARTS
1 080 12197

Sida Page	Grupp Group	Stötfångare excl USA, CAN.	Bumpers excl USA, CAN.	Illustration	1450
		142 CH 393950–, 144 CH 428000–	142 CH 393950–, 144 CH 428000–	12197	
98	8	145 CH 210050–	145 CH 210050–	1980–04	

Pos. Fig.	Antal/Quantity				Artikel nr Part No	Benämning	Description	Sats Kit	B P S R	Anmärkning Notes	
50	2	–	–	–	945407-5	Mutter	Nut				1580
51	2	–	–	–	955892-5	Bricka	Washer				1590
52	1	–	–	–	1213645-3	Täcklist, mitt	Cover moulding, centre				1600
53	1	–	–	–	1203085-4	Stöd	Support				1601
54	3	–	–	–	1203156-3	Clips	Clip				1602

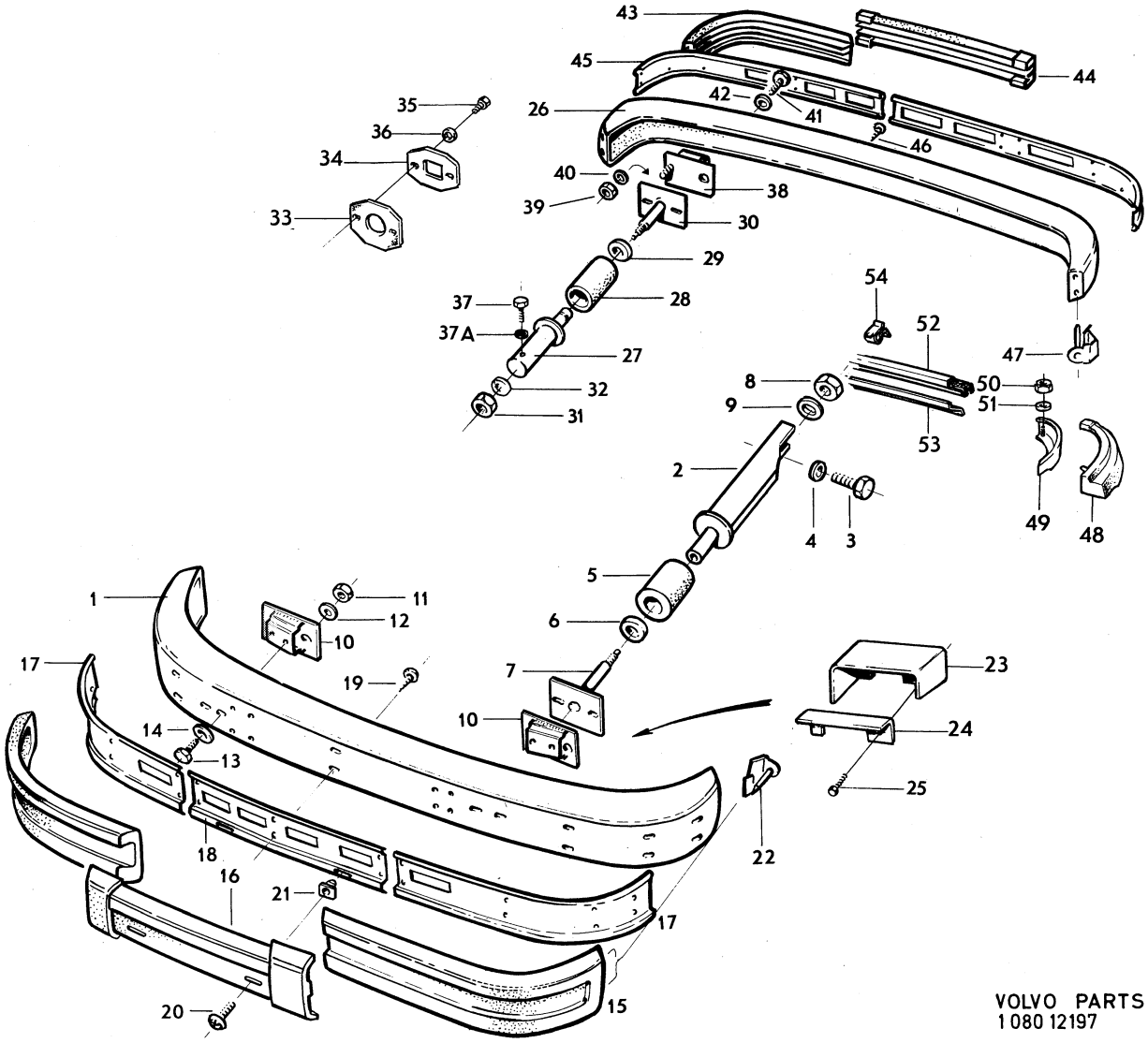

VOLVO PARTS
1 080 12197

Sida Page	Grupp Group	Stötfångare USA, CAN	Bumpers USA, CAN	Illustration	1500
		142 CH –393949, 144 CH –427999	142 CH –393949, 144 CH –427999	13603	
100	8	145 CH –210049	145 CH –210049	1980–04	

	Pos. Fig.	Antal/Quantity				Artikel nr Part No	Benämning	Description	Sats Kit	B P S R	Anmärkning Notes	
x	1	1	–	–	–	1254392-2	Stötfångare, främre	Bumper, front		2	(1213087)	1010
	2	2	–	–	–	1213088-6	Fäste	Anchorage				1020
	3	4	–	–	–	940115-9	Skruv	Bolt				1030
	4	4	–	–	–	950354-1	Mutter	Nut				1040
	5	4	–	–	–	940097-9	Bricka	Washer				1050
	6	1	–	–	–	1202695-1	Bärjärn, V	Support arm, L		2	(1211404)	1060
		1	–	–	–	1202696-9	Bärjärn, H	Support arm, R		2	(1211405)	1070
	7	4	–	–	–	955561-6	Skruv	Screw				1080
	8	4	–	–	–	960145-1	Bricka	Bricka				1090
	9	2	–	–	–	1203163-9	Dämpare	Energy absorber			(1213182)	1100
	10	2	–	–	–	1213179-3	Mellanlägg	Spacer				1110
	11	2	–	–	–	1213175-1	Klammer	Clamp				[illegible]
	12	2	–	–	–	955525-1	Skruv	Screw			TID UTF. 5/16UNCX25	1130
		2	–	–	–	955297-7	Skruv	Screw			SEN UTF. M8X25	1135
	13	2	–	–	–	955583-0	Skruv	Screw			TID UTF. 9/16UNCX76	1140
		2	–	–	–	962912-2	Skruv	Screw			SEN UTF. M14X75	1145
	14	2	–	–	–	950357-4	Mutter	Nut			TID UTF. 9/16UNC–18,3	1150
x		2	–	–	–	945879-5	Mutter	Nut			(963109)	[illegible]
	15	2	–	–	–	955583-0	Skruv	Screw			TID UTF. 9/16UNCX76	1160
		2	–	–	–	962912-2	Skruv	Screw			SEN UTF. M14X75	1165
	16	2	–	–	–	941911-0	Fjädrande bricka	Resilient washer				1170
	17	6	–	–	–	946163-3	Bricka	Washer			TID UTF.	1180
	18	2	–	–	–	685739-5	Stötfångarlist, yttre	Bumper moulding, outer				1190
	19	1	–	–	–	1211841-0	Stötfångarlist, mittdel	Bumper moulding, centre section				1200 1210
	20	2	–	–	–	688548-7	Hållare, yttre	Retainer, outer				1220
	21	2	–	–	–	1211839-4	Hållare, mittdel	Retainer, centre section				1230
	22	10	–	–	–	958237-0	Skruv	Screw				1240
	23	1	–	–	–	1211842-8	Nummerplåtshållare	Number plate holder				1250
	24	2	–	–	–	956090-5	Skruv	Screw			TID UTF	1260
	25	2	–	–	–	955892-5	Bricka	Washer			TID UTF	1270
	26	1	–	–	–	1213278-3	Gummikåpa, V	Rubber boot, L				1271
		1	–	–	–	1213279-1	Gummikåpa, H	Rubber boot, R				1272
		2	–	–	–	946501-4	Skruv	Screw			SEN UTF	1275
	27	1	–	–	–	1213102-5	Stötfångare, bakre	Bumper, rear				1280
	28	1	–	–	–	1213193-4	Dämpare, V	Energy absorber, L				1290
		1	–	–	–	1213194-2	Dämpare, H	Energy absorber, R				1300
	29	2	–	–	–	1213168-6	Mellanlägg	Spacer				1310
	30	4	–	–	–	192348-1	Bult	Bolt				[illegible]
	31	4	–	–	–	955827-1	Mutter	Nut				1330
	32	4	–	–	–	942336-9	Fjädrande bricka	Resilient washer				1340
	33	6	–	–	–	944429-0	Skruv	Screw				1350
	34	4	–	–	–	955827-1	Mutter	Nut				1360
	35	4	–	–	–	906826-3	Bricka	Washer				1370
	36	2	–	–	–	685740-3	Stötfångarlist, yttre	Bumper moulding, outer				[illegible]
	37	1	–	–	–	688572-7	Stötfångarlist, mittdel	Bumper moulding, centre section				1390 1400
	38	2	–	–	–	688573-5	Hållare	Retainer				1410
	39	10	–	–	–	958237-0	Skruv	Screw				1420
	40	1	–	–	–	1213287-4	Täcklist	Cover moulding				1450
	41	2	–	–	–	1213288-2	Clips	Clip			TID UTF	1460
		2	–	–	–	955129-2	Skruv	Screw			SEN UTF	1461
		2	–	–	–	960138-6	Bricka	Washer			SEN UTF	1462

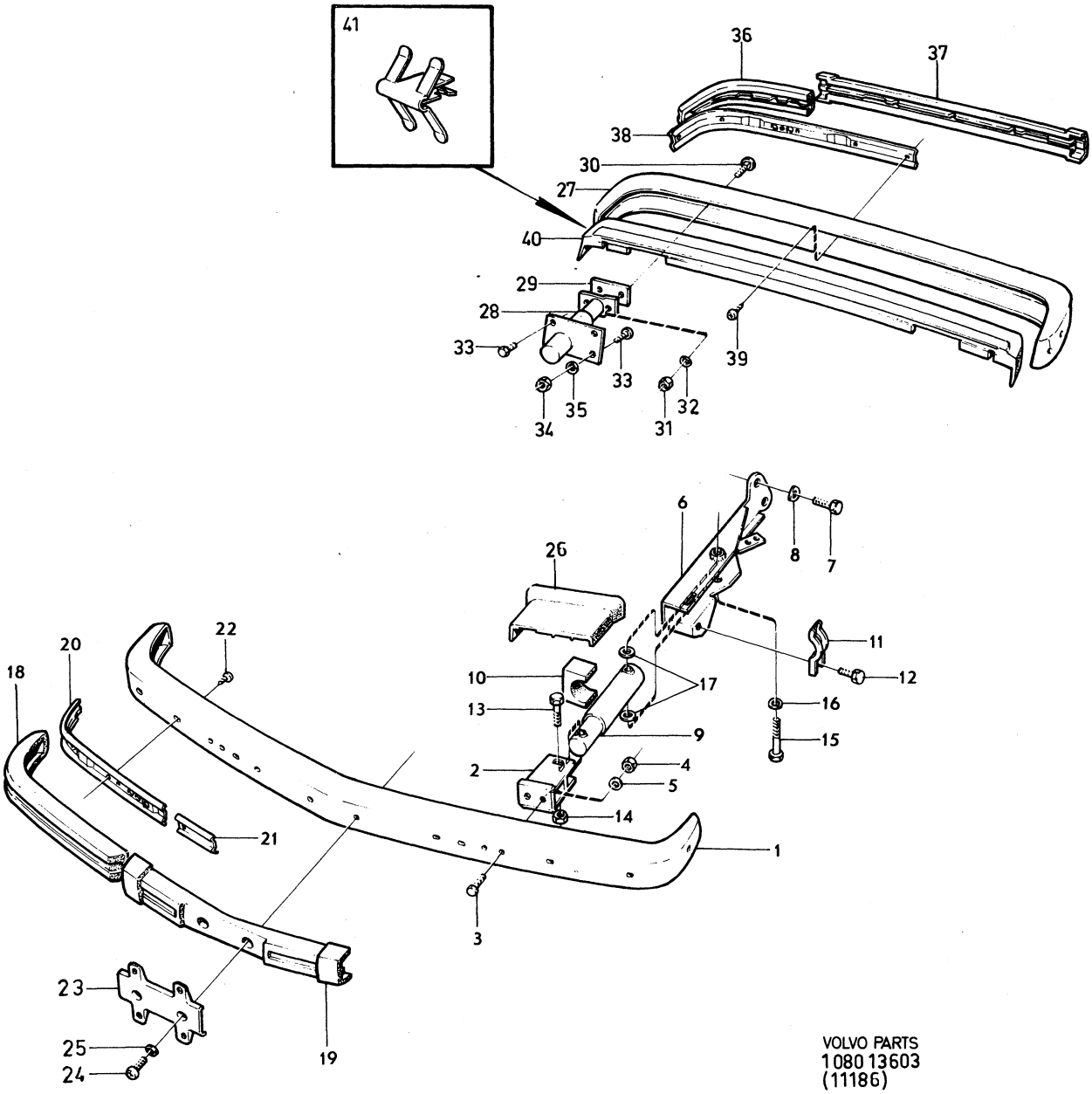

VOLVO PARTS
1080 13603
(11186)

Sida Page	Grupp Group	Stötfångare USA, CAN.	Bumpers USA, CAN	Illustration	1550
		142 CH 393950–, 144 CH 428000–	142 CH 393950–, 144 CH 428000–	12201	
102	8	145 CH 210050–	145 CH 210050–	1980–04	

	Pos. Fig.	Antal/Quantity				Artikel nr Part No	Benämning	Description	Sats Kit	B P S R	Anmärkning Notes	
x	1	1	–	–	–	1254569-5	Stötfångare, främre	Bumper, front		2	(1213196)	1010
	2	2	–	–	–	1213495-3	Fäste	Anchorage				1020
	3	4	–	–	–	940114-2	Skruv	Screw				1030
	4	4	–	–	–	940097-9	Bricka	Washer				1040
	5	1	–	–	–	1202695-1	Bärjärn, V	Support arm, L		2	(1203691)	1050
		1	–	–	–	1202696-9	Bärjärn, H	Support arm, R		2	(1203692)	1060
	6	4	–	–	–	955561-6	Skruv	Screw				1070
	7	4	–	–	–	960145-1	Bricka	Washer				1080
	8	2	–	–	–	1203163-9	Dämpare	Energy absorber				1090
	9	2	–	–	–	1213179-3	Mellanlägg	Spacer				1100
	10	2	–	–	–	1213175-1	Klammer	Clamp				[illegible]
	11	2	–	–	–	940132-4	Skruv	Screw				1120
		2	–	–	–	946163-3	Bricka	Washer				1125
	12	2	–	–	–	962912-2	Skruv	Bolt				1130
x	13	2	–	–	–	945879-5	Mutter	Nut			(963109)	1140
	14	2	–	–	–	962912-2	Skruv	Bolt				1150
	15	2	–	–	–	941911-0	Fjädrande bricka	Resilient washer				1[illegible]
	16	4	–	–	–	946163-3	Bricka	Washer				1170
	17	1	–	–	–	1213629-7	Stötfångarlist, yttre, V	Bumper moulding, outer, L.				1180
		1	–	–	–	1213630-5	Stötfångarlist, yttre, H	Bumper moulding, outer, R.				1190
	18	1	–	–	–	1213631-3	Stötfångarlist, mitt	Bumper moulding, centr.		8	ERS AV 1 ST 1246799–9,	1200
											1 ST 1246800–5,	1201
											2 ST 1254074–6	1202
	19	2	–	–	–	1213632-1	Hållare, yttre	Bumper retainer, outer				1210
x	20	2	–	–	–	1254074-6	Hållare, mitt	Bumper retainer, centre		2	(1213633)	1220 1221
	21	20	–	–	–	958237-0	Skruv	Screw				1230
	22	4	–	–	–	1203680-2	Clips	Clip		2	(1203165)	1240
	23	1	–	–	–	1211842-8	Nummerplåtshållare	Number plate holder				1250
	24	2	–	–	–	946501-4	Skruv	Screw				1260
	25	1	–	–	–	1203159-7	Täckkåpa, V	Rubber boot, L				1270
		1	–	–	–	1203160-5	Täckkåpa, H	Rubber boot, R				1280
	26	1	–	–	–	1203291-8	Stöd, V	Support, L				1290
		1	–	–	–	1203292-6	Stöd, H	Support, R				1300
	27	4	–	–	–	955141-7	Skruv	Screw				1310
	28	1	–	–	–	1213198-3	Stötfångare, bakre	Bumper, rear				1320
	29	2	–	–	–	1213565-3	Fäste	Anchorage				1330
	30	4	–	–	–	940114-2	Skruv	Bolt				1[illegible]
	31	4	–	–	–	940097-9	Bricka	Washer				1[illegible]
	32	2	–	–	–	1203163-9	Dämpare	Energy absorber				1360
	33	2	–	–	–	1203195-1	Styrbricka	Guide bracket				1370
	34	2	–	–	–	1203196-9	Mellanlägg	Spacer				1380
	35	4	–	–	–	940133-2	Skruv	Screw				1390
	36	4	–	–	–	960141-0	Bricka	Washer				1[illegible]
	37	2	–	–	–	962912-2	Skruv	Screw				1410
	38	4	–	–	–	955899-0	Bricka	Washer				1420
x	39	2	–	–	–	945879-5	Mutter	Nut			(963109)	1425
	40	2	–	–	–	962912-2	Skruv	Screw				1430
	41	2	–	–	–	955899-0	Bricka	Washer				1435
	42	1	–	–	–	1213639-6	Stötfångarlist, yttre, V	Bumper moulding, outer, L.				1440
		1	–	–	–	1213640-4	Stötfångarlist, yttre, H	Bumper moulding, outer, R.				1450
x	43	1	–	–	–	1246807-0	Stötfångarlist, mittdel	Bumper moulding, centre		2	(1213641)	1460 1461
	44	2	–	–	–	1213642-0	Hållare	Retainer				1470
	45	20	–	–	–	958237-0	Skruv	Screw				1480
	46	4	–	–	–	1203680-2	Clips	Clip		2	(1203165)	1490
	47	1	–	–	–	1213643-8	Täcklist, V	Cover moulding, L				1500
		1	–	–	–	1213644-6	Täcklist, H	Cover moulding, R				1510
	48	1	–	–	–	1203279-3	Hållare, V	Retainer, L				1520
		1	–	–	–	1203280-1	Hållare, H	Retainer, R				1530
	49	2	–	–	–	945407-5	Mutter	Nut				1540
	50	2	–	–	–	955892-5	Bricka	Washer				1550
	51	1	–	–	–	1213645-3	Täcklist, mitt	Cover moulding, centre				1560

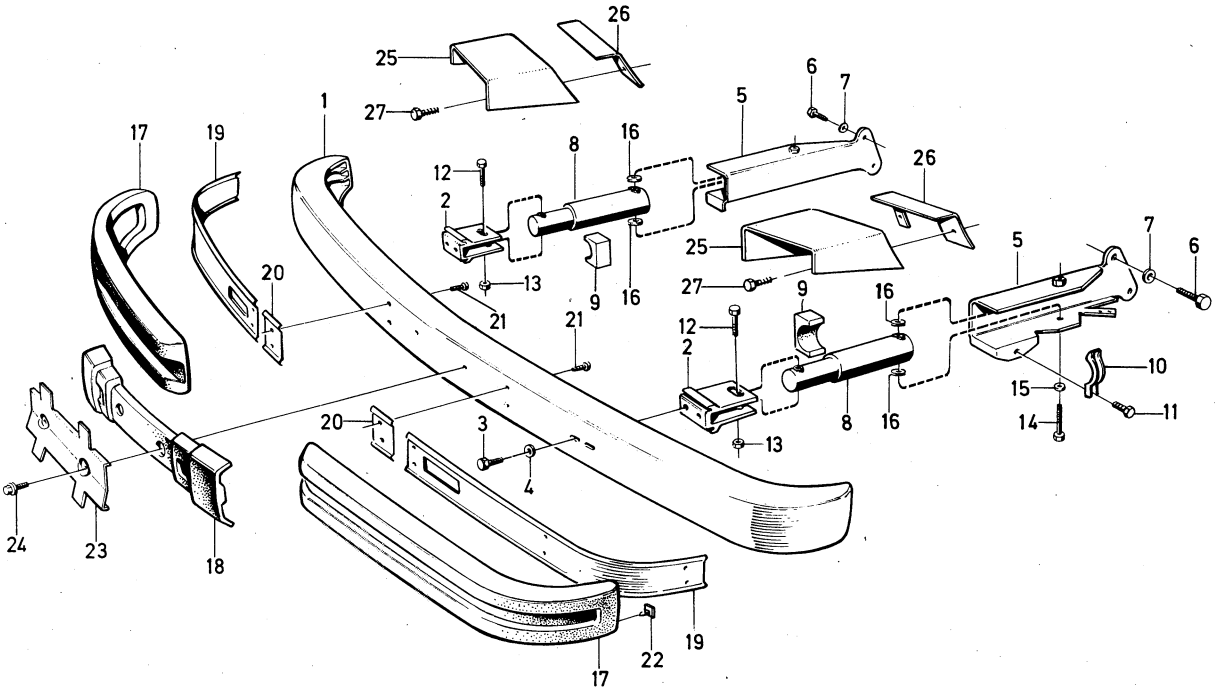

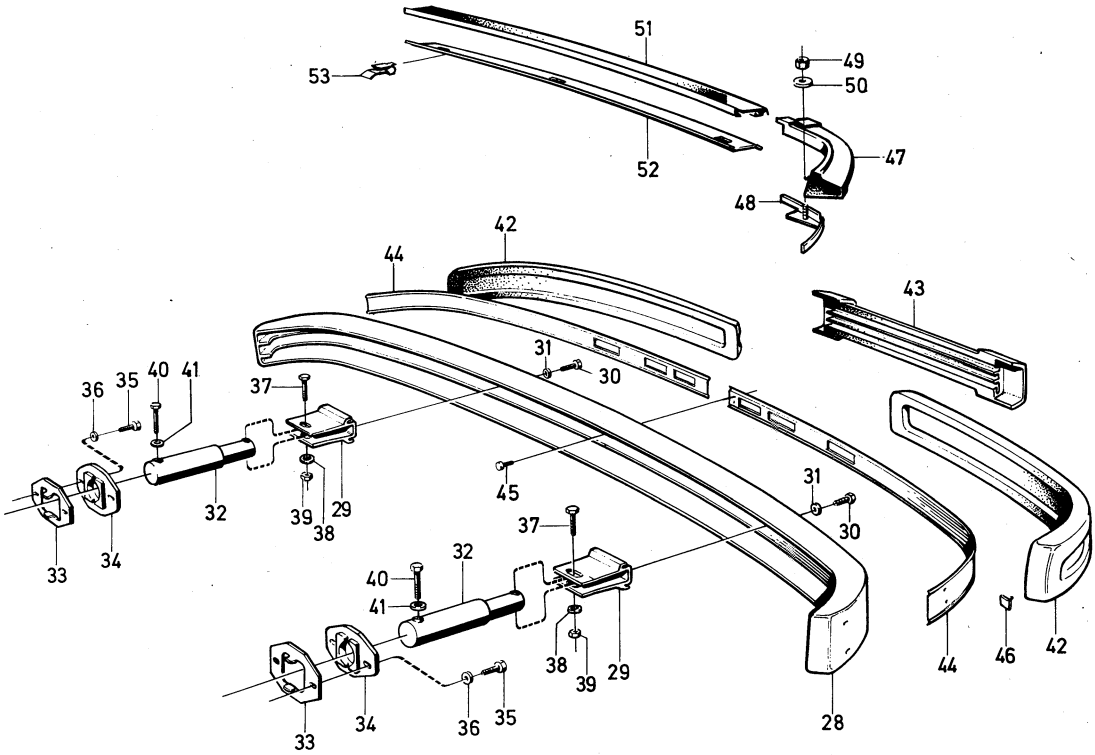

VOLVO PARTS
1 080 12201

Sida Page	Grupp Group	Stötfångare USA, CAN.	Bumpers USA, CAN	Illustration	1550
		142 CH 393950–, 144 CH 428000–	142 CH 393950–, 144 CH 428000–	12201	
104	8	145 CH 210050–	145 CH 210050–	1980–04	

Pos. Fig.	Antal/Quantity				Artikel nr Part No	Benämning	Description	Sats Kit	B P S R	Anmärkning Notes	
52	1	–	–	–	1203085-4	Stöd	Support				1570
53	3	–	–	–	1203156-3	Clips	Clip				1580

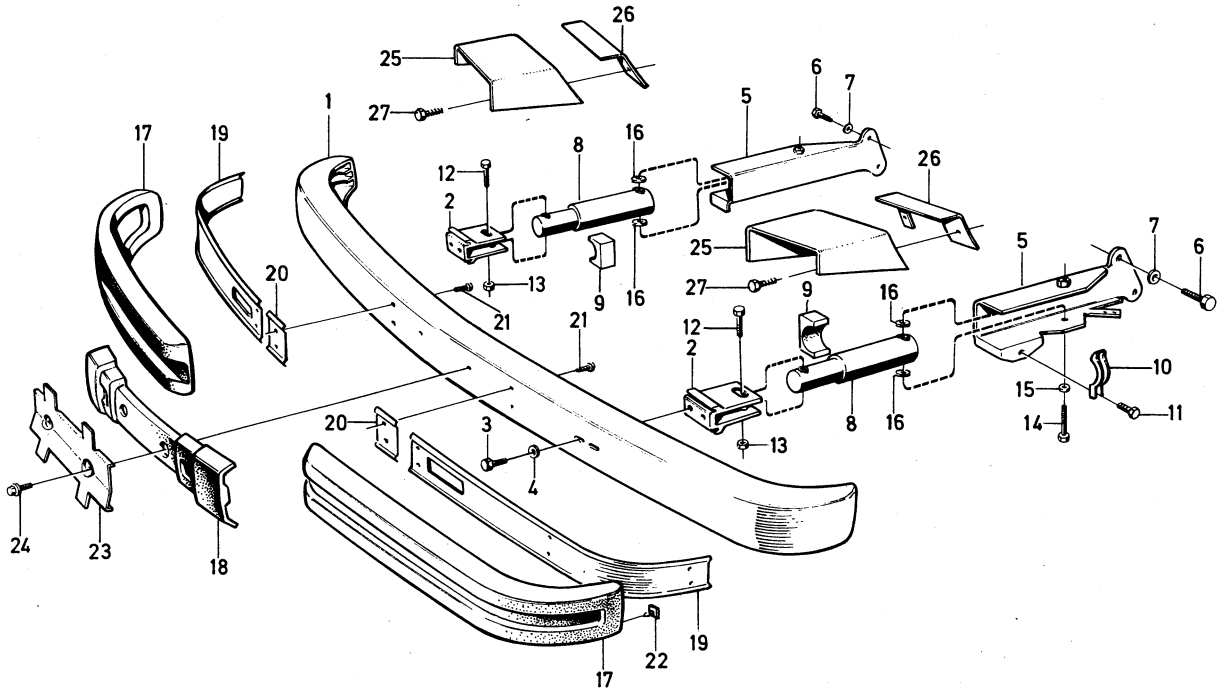

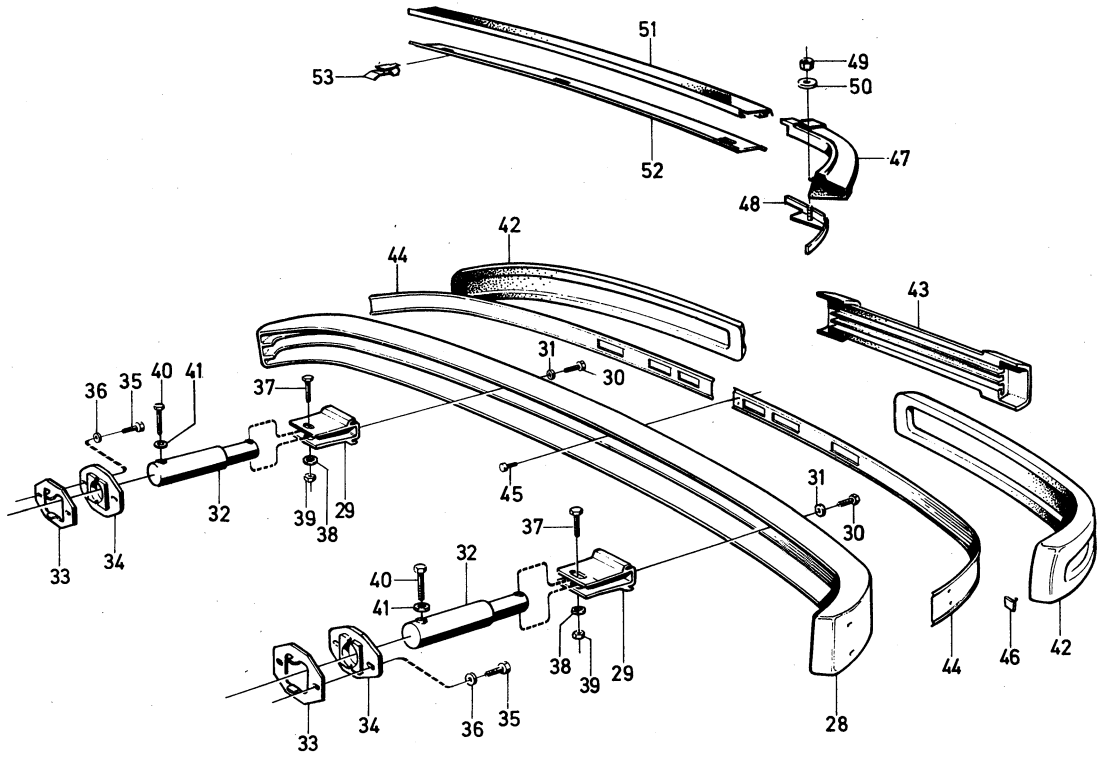

VOLVO PARTS
1 080 12201

Sida Page	Grupp Group	Utvändiga prydnadsdetaljer	Exterior trim	Illustration	1600
		utvändig backspegel	external rear view mirror	11027	
106	8	142 CH –393949	142 CH –393949	1980–04	

	Pos. Fig.	Antal/Quantity				Artikel nr Part No	Benämning	Description	Sats Kit	B P S R	Anmärkning Notes	
	1	1	–	–	–		Kylargaller	Radiator grille			SE KYLARGALLER SEE RADIATOR GRILLE	1010 1020
	2	–	–	–	–		Prydnadslist	Trim moulding			SE SIDA 92, 2-K13	1030
	3	–	–	–	–		Prydnadslist	Trim moulding			SE SIDA 92, 2-K13	1040
	4	–	–	–	–		Prydnadslist	Trim moulding			SE SIDA 92, 2-K13	1050
	5	–	–	–	–		Emblem	Emblem			SE SIDA 92, 2-K13	1070
	6	1	–	–	–	1211403-9	Prydnadslist	Trim moulding				1080
x	7	10	–	–	–	1247708-9	Fäste	Anchorage		2	(679885)	1090
	8	2	–	–	–	677534-0	Prydnadslist	Trim moulding				1100
x	9	12	–	–	–	1247708-9	Fäste	Anchorage		2	(679885)	1110
	10	2	–	–	–	677536-5	Prydnadslist	Trim moulding				11[illegible]
x	11	18	–	–	–	1247708-9	Fäste	Anchorage		2	(679885)	11[illegible]
	12	2	–	–	–	677539-9	Prydnadslist	Trim moulding				1140
	13	12	–	–	–	679885-4	Fäste	Anchorage				1150
	14	1	–	–	–	682021-1	Prydnadslist, övre	Trim moulding, upper				1160
	15	1	–	–	–	682022-9	Prydnadslist, undre	Trim moulding, lower				1170
	16	1	–	–	–	682023-7	Prydnadslist, V	Trim moulding, L				11[illegible]
	17	1	–	–	–	682024-5	Prydnadslist, H	Trim moulding, R			ERS AV 682023–7	11[illegible]
	18	2	–	–	–	682025-2	Skarvstycke, övre	Junction, upper				1200
	19	2	–	–	–	687955-5	Skarvstycke, undre	Junction, lower				1210
	20	23	–	–	–	682321-5	Fäste	Anchorage				1220
	21	1	–	–	–	675867-6	Prydnadslist, V	Trim moulding, L				1230
		1	–	–	–	675868-4	Prydnadslist, H	Trim moulding, R				1240
	22	2	–	–	–	675869-2	Skarvbleck	Junction				1250
	23	1	–	–	–	686933-3	Prydnadslist, V	Trim moulding, L			BAS	1251
		1	–	–	–	686934-1	Prydnadslist, H	Trim moulding, R			BAS	1252
	24	1	–	–	–	686937-4	Prydnadslist, V	Trim moulding, L			BAS	1253
		1	–	–	–	686938-2	Prydnadslist, H	Trim moulding, R			BAS	1254
	25	1	–	–	–	685640-5	Prydnadslist	Trim moulding				1255
x	26	6	–	–	–	1247708-9	Fäste	Anchorage		2	(679885)	1256
	26a	1	–	–	–	1203108-4	Takskarvlist, V	Roof joint moulding, L			(1213205)	1257
		1	–	–	–	1203109-2	Takskarvlist, H	Roof joint moulding, R			(1213206)	1258
	26b	2	–	–	–	946305-0	Skruv	Screw				1259
	27	2	–	–	–	1211738-8	Emblem	Emblem			B20A	1260
		2	–	–	–	1211764-4	Emblem	Emblem			B20B	1270
		2	–	–	–	1211762-8	Emblem	Emblem			B20E, F	1280
	27a	1	–	–	–	1213757-6	Emblem	Emblem			GRAND LUXE	1281
	28	1	–	–	–	1211725-5	Emblem	Emblem			B20A, B	12[illegible]
		1	–	–	–	1211744-6	Emblem	Emblem			B20E, F	13[illegible]
	29	1	–	–	–	1213449-0	Emblem DE LUXE	DE LUXE emblem			ALT 1	1310
		1	–	–	–	1213696-6	Emblem FUEL INJECTION	FUEL INJECTION emblem			ALT 2	1320
		1	–	–	–	1213447-4	Emblem GRAND LUXE	GRAND LUXE emblem			ALT 3	1330
	29a	1	–	–	–	1213771-7	Emblem	Emblem			BAS	1331
		1	–	–	–	281098-4	Sats för montering av prydnadslister fram– och bakskärm	Trim moulding kit front and rear mudguards		8		13[illegible] 13[illegible] 1360
	30	1	–	–	–	680262-3	.Prydnadslist, V	.Trim moulding, L			4)	1370
		1	–	–	–	680263-1	.Prydnadslist, H	.Trim moulding, R			4)	1380
x	31	18	–	–	–	1247708-9	Fäste	Anchorage		2	(679885)	1390
	32	1	–	–	–	679343-4	.Prydnadslist, V	.Trim moulding, L			4)	1400
		1	–	–	–	679344-2	.Prydnadslist, H	.Trim moulding, R			4)	1410
x	33	16	–	–	–	1247708-9	Fäste	Anchorage		2	(679885)	1420
		1	–	–	–	281097-6	Sats för montering av prydnadslister bottensvällare	Trim moulding kit bottom rail		8		1430 1440 1450
	34	2	–	–	–	679346-7	.Prydnadslist	.Trim moulding			4)	1460
	35	16	–	–	–	680462-9	.Fäste	.Anchorage			4)	1470
	36	1	–	–	–	680466-0	.Prydnadslist, V	.Trim moulding, L			4)	1480

4. Ej standardutrustning. Säljes som tillbehör. Optional extra. N'est pas equipement standard. Est vendur comme accessoire. Nicht serienmässig. Verkauf als Zubehör. No forma parti del equipo standard. Se vende como accesorio.

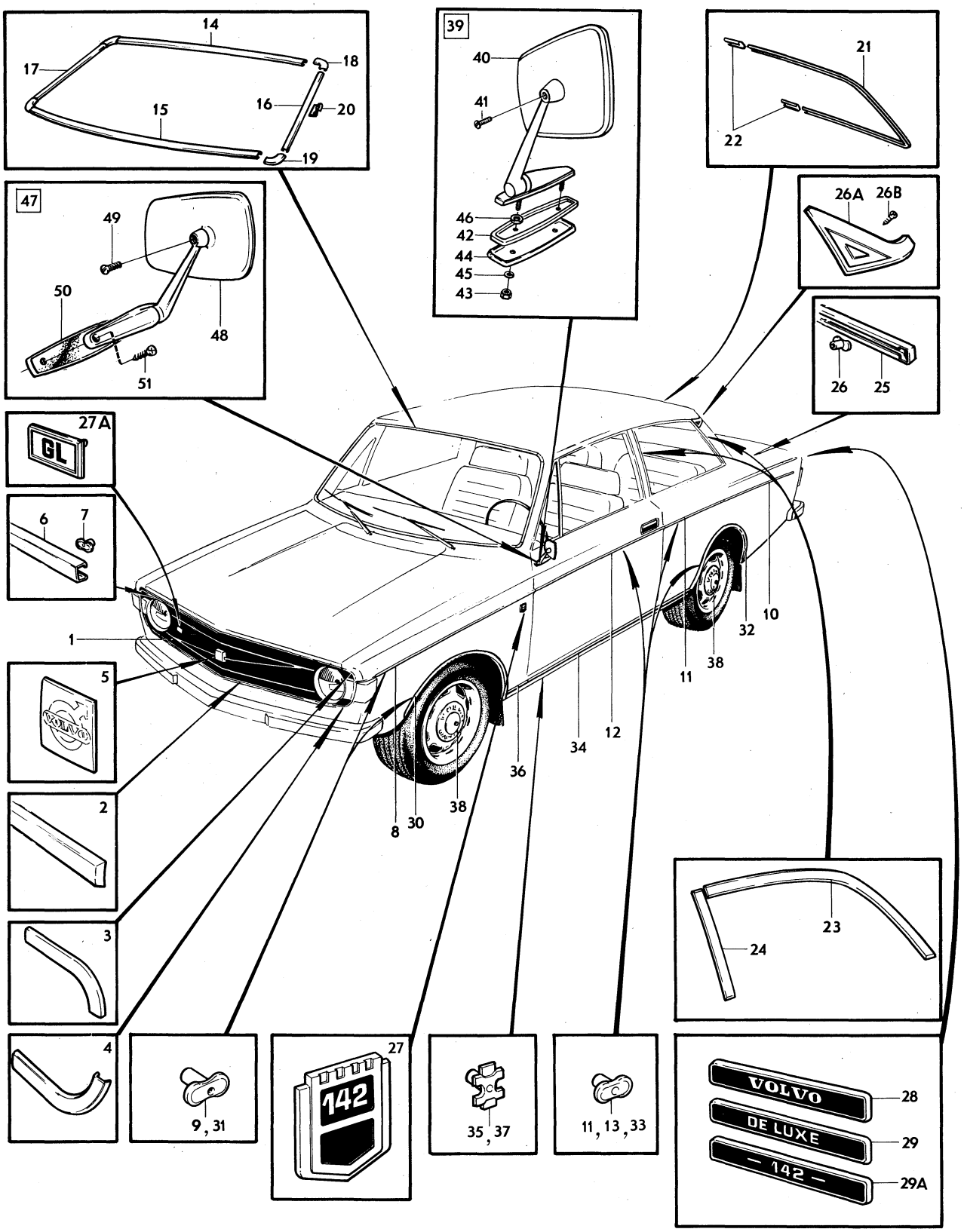

VOLVO PARTS
1 080 11027

Sida Page	Grupp Group	Utvändiga prydnadsdetaljer	Exterior trim	Illustration	1600
		utvändig backspegel	external rear view mirror	11027	
108	8	142 CH –393949	142 CH –393949	1980–04	

Pos. Fig.	Antal/Quantity				Artikel nr Part No	Benämning	Description	Sats Kit	B P S R	Anmärkning Notes	
	1	–	–	–	680467-8	.Prydnadslist, H	.Trim moulding, R			4)	1490
37	4	–	–	–	680462-9	.Fäste	.Anchorage			4)	1500
38	–	–	–	–		Navkapsel	Hub cap			SE GRUPP 6	1510
39	2	–	–	–	281497-8	Backspegel, blåtonat plant glas	Rear view mirror, blue–tinted flat glass		2	TID UTF ERS AV 276614–5	2010 2020
40	2	–	–	–	681610-2	.Backspegelhuvud, blåtonat plant glas	.Mirror head blue–tinted flat glass		3	ERS AV 1213607–3	2030 2040
41	2	–	–	–	941637-1	.Skruv	.Screw				2050
42	2	–	–	–	679979-5	.Packning	.Gasket				2060
43	4	–	–	–	955781-0	.Mutter	.Nut				2070
44	4	–	–	–	683499-8	.Bricka	.Washer				2[illegible]
45	4	–	–	–	955948-5	.Låsbricka	.Lock washer				20[illegible]
46	2	–	–	–	955893-3	.Bricka	.Washer				2100
47	2	–	–	–	276614-5	Backspegel, blåtonat plant glas	Rear view mirror, blue–tinted flat glass			(1213604) SEN UTF	2110 2120
	2	–	–	–	276612-9	Backspegel, blåtonat konvext glas	Rear view mirror blue–tinted convex glass			EXCL EEC (1213606)	2130 21[illegible]
	2	–	–	–	276613-7	Backspegel, blåtonat konvext glas	Rear view mirror, blue–tinted convex glass			EEC (1213605)	21[illegible] 2160
48	2	–	–	–	1213607-3	.Backspegelhuvud, blåtonat plant glas	.Mirror head, blue–tinted flat glass				2170 2180
	2	–	–	–	1213609-9	.Backspegelhuvud, blåtonat konvext glas	.Mirror head, blue–tinted convex glass			EXCL EEC	2190 2200
	2	–	–	–	1213608-1	.Backspegelhuvud, blåtonat konvext glas	.Mirror head, blue–tinted convex glass			EEC	2210 2220
49	2	–	–	–	941637-1	.Skruv	.Screw				2230
50	2	–	–	–	1211722-2	.Underlägg	.Pad				2240
51	2	–	–	–	961328-2	.Skruv	.Screw			L 14	2250
	2	–	–	–	961332-4	.Skruv	.Screw			L 25	2260

4. Ej standardutrustning. Säljes som tillbehör. Optional extra. N'est pas equipement standard. Est vendur comme accessoire. Nicht serienmässig. Verkauf als Zubehör. No forma parti del equipo standard. Se vende como accesorio.

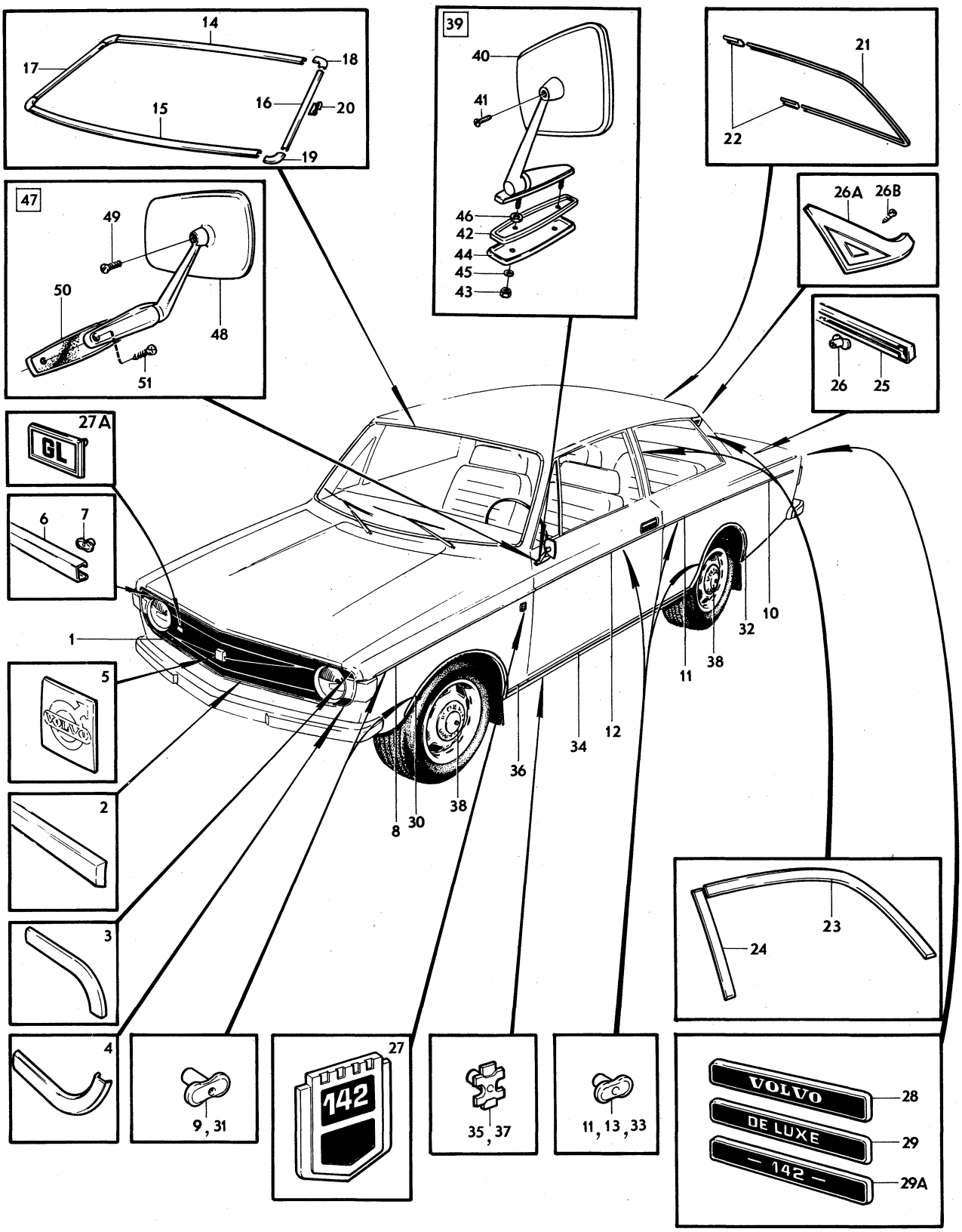

VOLVO PARTS
1 080 11027

Sida Page	Grupp Group	Utvändiga prydnadsdetaljer	Exterior trim	Illustration	1650
		utvändig backspegel	external rear view mirror	12202	
110	8	142 CH 393950–	142 CH 393950–	1980–04	

	Pos. Fig.	Antal/Quantity				Artikel nr Part No	Benämning	Description	Sats Kit	B P S R	Anmärkning Notes	
	1	1	–	–	–		Kylargaller	Radiator grille			SE KYLARGALLER SEE RADIATOR GRILLE	1010 1020
	2	–	–	–	–		Prydnadslist	Trim moulding			SE SIDA 92, 2-K13	1030
	3	–	–	–	–		Prydnadslist	Trim moulding			SE SIDA 92, 2-K13	1040
	4	–	–	–	–		Prydnadslist	Trim moulding			SE SIDA 92, 2-K13	1050
	5	–	–	–	–		Emblem	Emblem			SE SIDA 92, 2-K13	1060
	6	1	–	–	–	1211403-9	Prydnadslist	Trim moulding				1070
x	7	10	–	–	–	1247708-9	Fäste	Anchorage		2	(679885)	1080
	8	2	–	–	–	677534-0	Prydnadslist	Trim moulding				1090
x	9	12	–	–	–	1247708-9	Fäste	Anchorage		2	(679885)	1100
	9a	2	–	–	–	1203732-1	Friktionsklots	Friction block		8		1125
	10	2	–	–	–	1203026-8	Prydnadslist	Trim moulding				[illegible]
x	11	20	–	–	–	1247708-9	Fäste	Anchorage		2	(679885)	1120
	11a	2	–	–	–	1203732-1	Friktionsklots	Friction block		8		1125
	12	2	–	–	–	677539-9	Prydnadslist	Trim moulding				1130
x	13	12	–	–	–	1247708-9	Fäste	Anchorage		2	(679885)	1140
	13a	2	–	–	–	1203732-1	Friktionsklots	Friction block		8		1145
	14	1	–	–	–	1213316-1	Prydnadslist, V	Trim moulding, L				1[illegible]
		1	–	–	–	1213317-9	Prydnadslist, H	Trim moulding, R				1160
	15	1	–	–	–	1213318-7	Prydnadslist, V	Trim moulding, L				1170
		1	–	–	–	1213319-5	Prydnadslist, H	Trim moulding, R				1180
	15a	–	–	–	–		List	Moulding			SE SIDA 64, 2-J09	1185
	16	1	–	–	–	1213663-6	Prydnadsplåt, V	Trim plate, L			18)	1190
		1	–	–	–	1213665-1	Prydnadsplåt, V	Trim plate, L			19)	1200
		1	–	–	–	1213664-4	Prydnadsplåt, H	Trim plate, R			18)	1210
		1	–	–	–	1213666-9	Prydnadsplåt, H	Trim plate, R			19)	1220
	17	1	–	–	–	1213332-8	Bricka	Washer			ALT	1230
	18	1	–	–	–	956312-3	Skruv	Screw			ALT	1240
	19	1	–	–	–	682021-1	Prydnadslist, övre	Trim moulding, upper				1250
	20	1	–	–	–	682022-9	Prydnadslist, undre	Trim moulding, lower				1260
	21	2	–	–	–	682023-7	Prydnadslist	Trim moulding				1270
	22	2	–	–	–	682025-2	Skarvstycke, övre	Junction, upper				1280
	23	2	–	–	–	687955-5	Skarvstycke, undre	Junction, lower				1290
	24	23	–	–	–	682321-5	Fäste	Anchorage				1300
	25	1	–	–	–	675867-6	Prydnadslist, V	Trim moulding, L				1310
		1	–	–	–	675868-4	Prydnadslist, H	Trim moulding, R				1320
	26	2	–	–	–	675869-2	Skarvbleck	Junction				1330
x	27	1	–	–	–	1254212-2	Prydnadslist, V	Trim moulding, L		2	(1213376) BAS	1340
x		1	–	–	–	1254213-0	Prydnadslist, H	Trim moulding, R		2	(1213377) BAS	1[illegible]
	28	1	–	–	–	1213378-1	Prydnadslist, V	Trim moulding, L			BAS	1360
		1	–	–	–	1213379-9	Prydnadslist, H	Trim moulding, R			BAS	1370
	29	1	–	–	–	1203344-5	Prydnadslist, V	Trim moulding, L			BAS	1380
		1	–	–	–	1203345-2	Prydnadslist, H	Trim moulding, R			BAS	1390
	30	1	–	–	–	685640-5	Prydnadslist	Trim moulding				1400
x	31	6	–	–	–	1247708-9	Fäste	Anchorage		2	(679885)	1[illegible]
	32	1	–	–	–	1203108-4	Takskarvlist, V	Roof joint moulding, L				1420
		1	–	–	–	1203109-2	Takskarvlist, H	Roof joint moulding, R				1430
	33	2	–	–	–	946305-0	Skruv	Screw				1440
	34	2	–	–	–	1211738-8	Emblem	Emblem			B20A	1450
		2	–	–	–	1211764-4	Emblem	Emblem			B20B	1460
		2	–	–	–	1211762-8	Emblem	Emblem			B20E,F	1470
	35	1	–	–	–	1213757-6	Emblem	Emblem			GRAND LUXE	1480
	36	1	–	–	–	1211725-5	Emblem	Emblem			B20A,B	1490
		1	–	–	–	1211744-6	Emblem	Emblem			B20E,F	1500
	37	1	–	–	–	1213449-0	Emblem DE LUXE	DE LUXE emblem			ALT 1	1510

18. Avsedd för montering av backspegel. For installation of driving mirror. Destiné au montage des rétroviseurs. Für Einbau von Rückblickspiegeln vorgesehen. Destinado para el montaje de espejos retrovisores.

19. Ej avsedd för montering av backspegel. Not for installation of driving mirror. Non destiné au montage des rétroviseurs. Nicht für Einbau von Rückblickspiegeln vorgesehen. No apropiado para el montaje de espejos retrovisores.

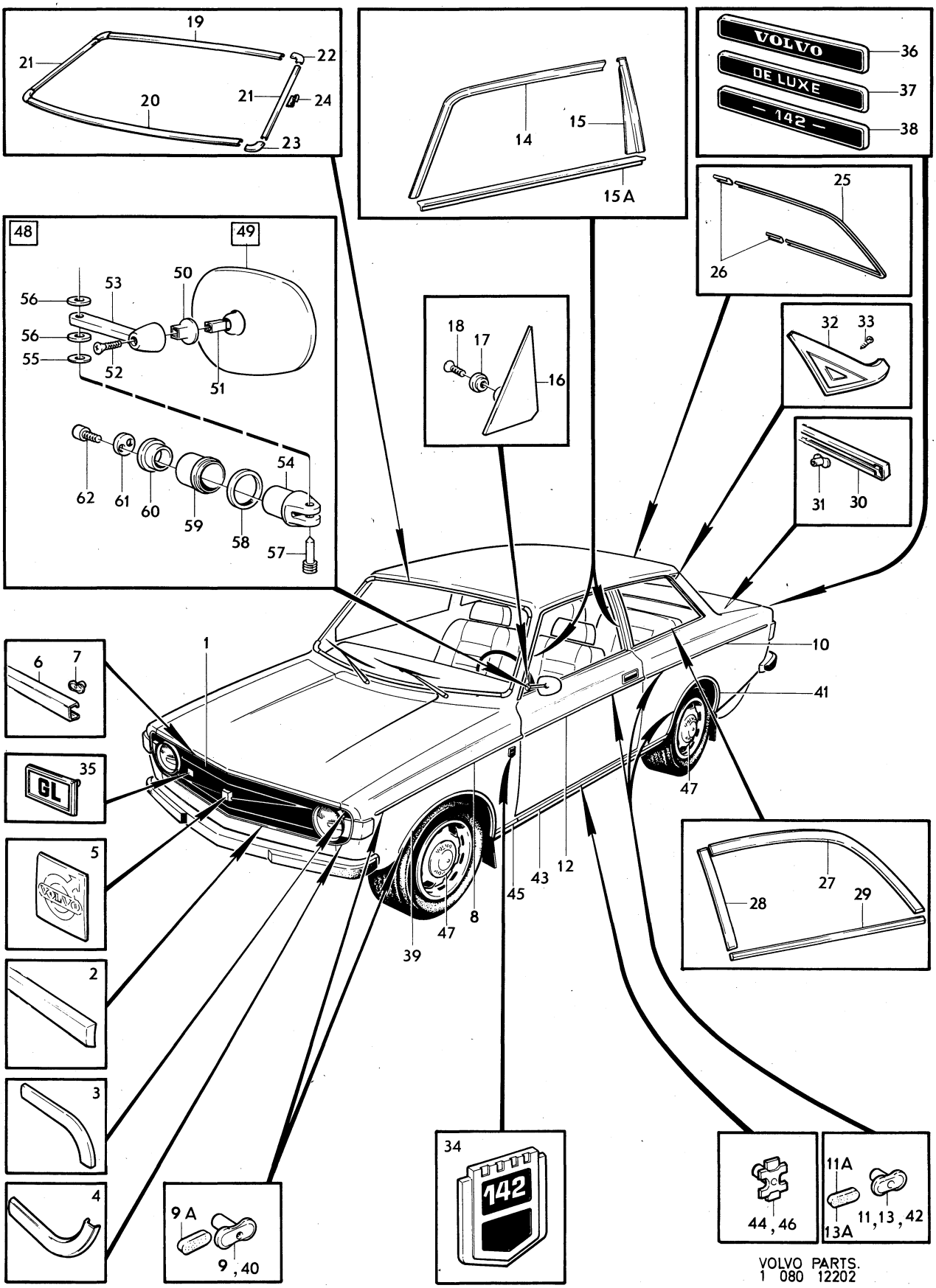

VOLVO PARTS.
1 080 12202

Sida Page	Grupp Group	Utvändiga prydnadsdetaljer	Exterior trim	Illustration	1650
		utvändig backspegel	external rear view mirror	12202	
112	8	142 CH 393950–	142 CH 393950–	1980–04	

	Pos. Fig.	Antal/Quantity				Artikel nr Part No	Benämning	Description	Sats Kit	B P S R	Anmärkning Notes	
		1	–	–	–	1213696-6	Emblem FUEL INJECTION.	FUEL INJECTION emblem.			ALT 2	1520
		1	–	–	–	1213447-4	Emblem GRAND LUXE	GRAND LUXE emblem			ALT 3	1530
	38	1	–	–	–	1213771-7	Emblem	Emblem			BAS	1540
		1	–	–	–	281098-4	Sats för montering av ..... prydnadslister fram– och bakskärm	Trim moulding kit, ... front and rear mudguards		8	4)	2010 2020 2030
	39	1	–	–	–	680262-3	.Prydnadslist, V	.Trim moulding, L			4)	2040
		1	–	–	–	680263-1	.Prydnadslist, H	.Trim moulding, R			4)	2050
x	40	18	–	–	–	1247708-9	Fäste	Anchorage		2	(679885)	2060
	41	1	–	–	–	679343-4	.Prydnadslist, V	.Trim moulding, L			4)	2070
		1	–	–	–	679344-2	.Prydnadslist, H	.Trim moulding, R			4)	2080
x	42	16	–	–	–	1247708-9	Fäste	Anchorage		2	(679885)	[illegible]
		1	–	–	–	281097-6	Sats för montering av ..... prydnadslister bottensvällare	Trim moulding kit, ... bottom rail		8	4)	2100 2110 2120
	43	2	–	–	–	679346-7	.Prydnadslist	.Trim moulding			4)	2130
	44	16	–	–	–	680462-9	.Fäste	.Anchorage			4)	2140
	45	1	–	–	–	680466-0	.Prydnadslist, V	.Trim moulding, L			4)	[illegible]
		1	–	–	–	680467-8	.Prydnadslist, H	.Trim moulding, R			4)	2160
	46	4	–	–	–	680462-9	.Fäste	.Anchorage			4)	2170
	47	–	–	–	–		Navkapsel	Hub cap			SE GRUPP 6	2180
	48	2	–	–	–	1213993-7	Backspegel, blåtonat ..... plant glas	Rear view mirror, ... blue–tinted flat glass			ALT 1	2190 2200
		2	–	–	–	1213992-9	Backspegel, blåtonat ..... konvext glas	Rear view mirror, ... blue–tinted convex glass			ALT 2	2210 2220
	49	2	–	–	–	1203647-1	.Backspegelhuvud, ... blåtonat plantglas	.Rear view mirror, ... blue–tinted flat glass			ALT 1	2230 2240
		2	–	–	–	1203646-3	.Backspegelhuvud, ... blåtonat konvext glas	.Mirror head, ... blue–tinted convex glass			ALT 2	2250 2260
	50	2	–	–	–	1203272-8	..Kulskål	..Ball race				2270
	51	2	–	–	–		..Kulled	..Ball joint		8		2280
	52	2	–	–	–	946710-1	..Skruv	..Screw				2290
	53	–	–	–	–		.Arm	.Arm		8		2300
	54	–	–	–	–		.Fäste	.Attachment		8		2310
	55	2	–	–	–	1213951-5	.Flänsbricka	.Flange washer				2320
	56	4	–	–	–	1203318-9	.Stödbricka	.Support washer				2330
	57	2	–	–	–	1203025-0	.Styrtapp	.Locating pin				2340
	58	2	–	–	–	1203024-3	.O–ring	.O–ring				2350
	59	2	–	–	–	1213954-9	.Styrhylsa	.Guide sleeve				[illegible]
	60	2	–	–	–	1213953-1	.Flänsbricka	.Flange washer				2370
	61	2	–	–	–	1203303-1	.Styrbricka	.Flange washer				2380
	62	4	–	–	–	959202-3	.Skruv	.Screw				2390
		–	–	–	–		Backspegel, ... inifrån ställbar	Rear view mirror, ... remote control			SE SIDA 130, 3-A13	2395 2396

4. Ej standardutrustning. Säljes som tillbehör. Optional extra. N'est pas equipement standard. Est vendur comme accessoire. Nicht serienmässig. Verkauf als Zubehör. No forma parti del equipo standard. Se vende como accesorio.

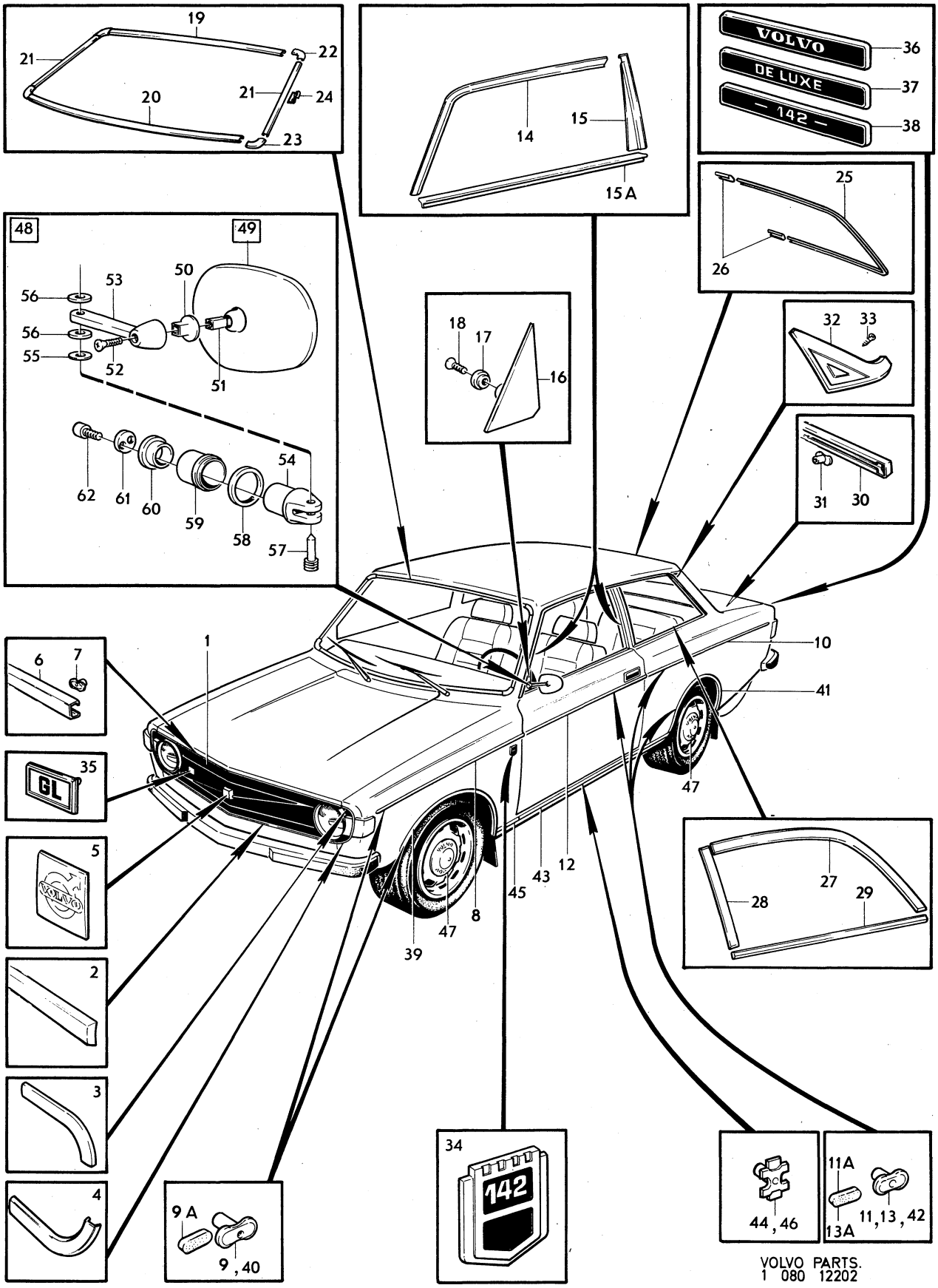

VOLVO PARTS.
1 080 12202

Sida Page	Grupp Group	Utvändiga prydnadsdetaljer	External trim	Illustration	1700
		utvändig backspegel	external rear view mirror	11658	
114	8	144 CH –427999	144 CH –427999	1980–04	

	Pos. Fig.	Antal/Quantity				Artikel nr Part No	Benämning	Description	Sats Kit	B P S R	Anmärkning Notes	
	1	1	–	–	–		Kylargaller	Radiator grille			SE KYLARGALLER	1010
											SEE RADIATOR GRILLE	1020
	2	–	–	–	–		Prydnadslist	Trim moulding			SE SIDA 92, 2-K13	1030
	3	–	–	–	–		Prydnadslist	Trim moulding			SE SIDA 92, 2-K13	1040
	4	–	–	–	–		Prydnadslist	Trim moulding			SE SIDA 92, 2-K13	1050
	5	–	–	–	–		Emblem	Emblem			SE SIDA 92, 2-K13	1070
	6	1	–	–	–	1211403-9	Prydnadslist	Trim moulding				1080
x	7	10	–	–	–	1247708-9	Fäste	Anchorage		2	(679885)	1090
	8	2	–	–	–	677534-0	Prydnadslist	Trim moulding				1100
x	9	12	–	–	–	1247708-9	Fäste	Anchorage		2	(679885)	1110
	10	2	–	–	–	677535-7	Prydnadslist	Trim moulding				[illegible]
x	11	14	–	–	–	1247708-9	Fäste	Anchorage		2	(679885)	[illegible]
	12	2	–	–	–	677537-3	Prydnadslist	Trim moulding				1140
x	13	10	–	–	–	1247708-9	Fäste	Anchorage		2	(679885)	1150
	14	2	–	–	–	677538-1	Prydnadslist	Trim moulding				1160
x	15	10	–	–	–	1247708-9	Fäste	Anchorage		2	(679885)	1170
	16	1	–	–	–	682021-1	Prydnadslist, övre	Trim moulding, upper				[illegible]
	17	1	–	–	–	682022-9	Prydnadslist, undre	Trim moulding, lower				[illegible]
	18	1	–	–	–	682023-7	Prydnadslist, V	Trim moulding, L				1200
	19	1	–	–	–	682024-5	Prydnadslist, H	Trim moulding, R			ERS AV 682023–7	1210
	20	2	–	–	–	682025-2	Skarvstycke, övre	Junction, upper				1220
	21	2	–	–	–	687955-5	Skarvstycke, undre	Junction, lower				1230
	22	23	–	–	–	682321-5	Fäste	Anchorage				1240
	23	1	–	–	–	675867-6	Prydnadslist, V	Trim moulding, L				1250
		1	–	–	–	675868-4	Prydnadslist, H	Trim moulding, R				1260
	24	2	–	–	–	675869-2	Skarvbleck	Junction				1270
	25	1	–	–	–	676344-5	Prydnadslist, V	Trim moulding, L				1280
		1	–	–	–	676345-2	Prydnadslist, H	Trim moulding, R				1290
	25a	1	–	–	–	685640-5	Prydnadslist	Trim moulding				1291
x	25b	6	–	–	–	1247708-9	Fäste	Anchorage		2	(679885)	1292
	25c	1	–	–	–	1203108-4	Takskarvlist, V	Roof joint moulding, L			(1213205)	1293
		1	–	–	–	1203109-2	Takskarvlist, H	Roof joint moulding, R			(1213206)	1294
	25d	2	–	–	–	946305-0	Skruv	Screw				1295
	26	2	–	–	–	1211739-6	Emblem	Emblem			B20A	1300
		2	–	–	–	1211765-1	Emblem	Emblem			B20B	1310
		2	–	–	–	1211763-6	Emblem	Emblem			B20E, F	1320
	26a	1	–	–	–	1213757-6	Emblem	Emblem			GRAND LUXE	1325
	27	1	–	–	–	1211725-5	Emblem	Emblem			B20A, B	[illegible]
		1	–	–	–	1211744-6	Emblem	Emblem			B20E, F	[illegible]
	28	1	–	–	–	1213449-0	Emblem DE LUXE	DE LUXE emblem			ALT 1	1350
		1	–	–	–	1213696-6	Emblem FUEL INJECTION.	FUEL INJECTION emblem.			ALT 2	1360
		1	–	–	–	1213447-4	Emblem GRAND LUXE	GRAND LUXE emblem			ALT 3	1370
	28a	1	–	–	–	1213773-3	Emblem 144	144 emblem			BAS	1371
	28b	1	–	–	–	649915-6	Emblem TAXI	TAXI emblem			TAXI	[illegible]
	29	–	–	–	–		Navkapsel	Hub cap			SE GRUPP 6	[illegible]
		1	–	–	–	281098-4	Sats för montering av prydnadslister fram och bakskärm	Trim moulding kit, front and rear mudguards		8	4)	1390 1400 1410
	30	1	–	–	–	680262-3	.Prydnadslist, V	.Trim moulding, L			4)	1420
		1	–	–	–	680263-1	.Prydnadslist, H	.Trim moulding, R			4)	1430
x	31	18	–	–	–	1247708-9	.Fäste	.Anchorage		2	(679885)	1440
	32	1	–	–	–	679343-4	.Prydnadslist, V	.Trim moulding, L			4)	1450
		1	–	–	–	679344-2	.Prydnadslist, H	.Trim moulding, R			4)	1460
x	33	16	–	–	–	1247708-9	.Fäste	.Anchorage		2	(679885)	1470
		1	–	–	–	281097-6	Sats för montering av prydnadslister bottensvällare	Trim moulding kit bottom rail		8	4)	1480 1490 1500
	34	2	–	–	–	679346-7	.Prydnadslist	.Trim moulding			4)	1510

4. Ej standardutrustning. Säljes som tillbehör. Optional extra. N'est pas equipement standard. Est vendur comme accessoire. Nicht serienmässig. Verkauf als Zubehör. No forma parti del equipo standard. Se vende como accesorio.

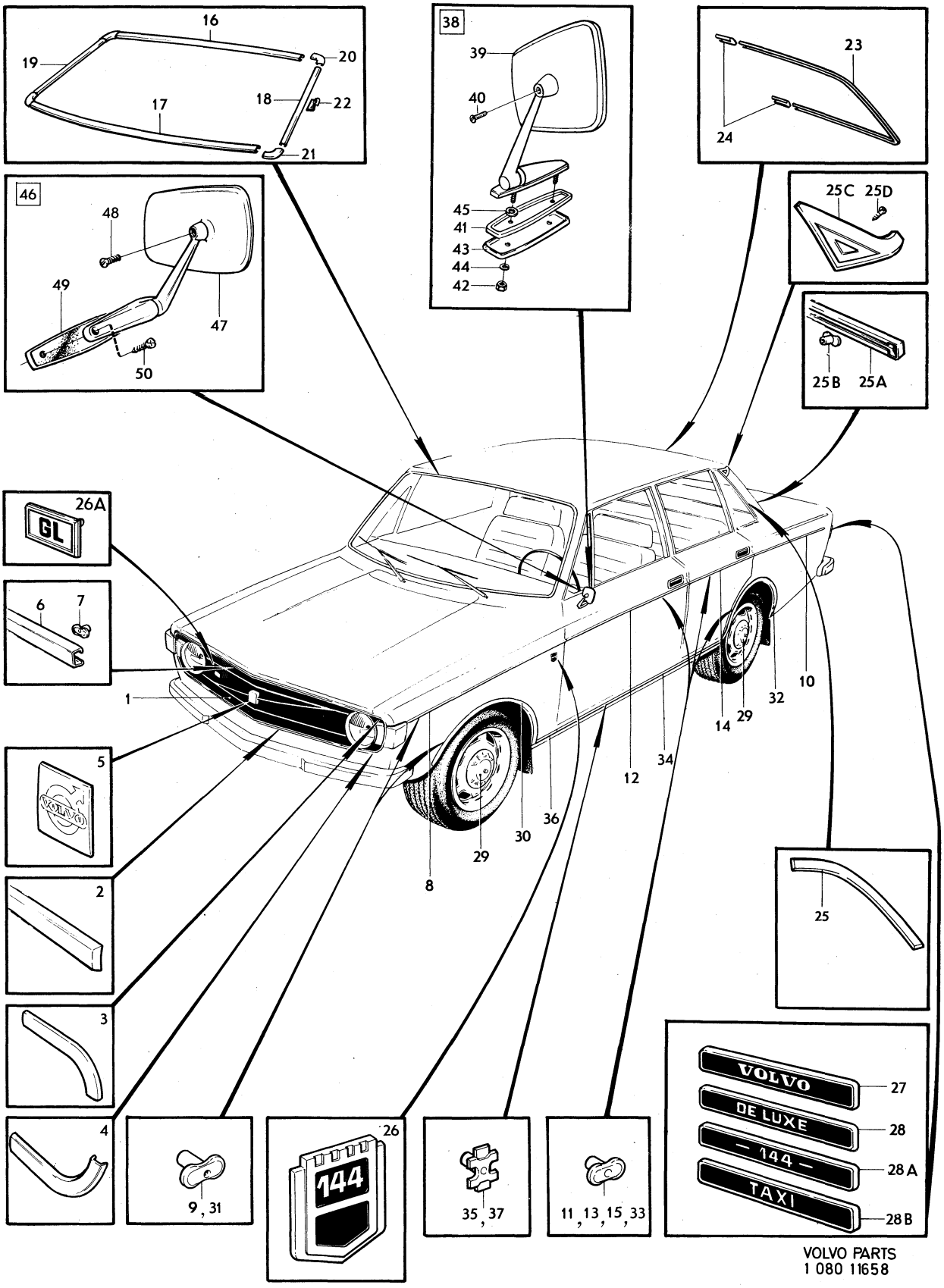

VOLVO PARTS
1 080 11658

Sida Page	Grupp Group	Utvändiga prydnadsdetaljer	External trim	Illustration	1700
		utvändig backspegel	external rear view mirror	11658	
116	8	144 CH –427999	144 CH –427999	1980–04	

Pos. Fig.	Antal/Quantity				Artikel nr Part No	Benämning	Description	Sats Kit	B P S R	Anmärkning Notes	
35	16	–	–	–	680462-9	.Fäste	.Anchorage			4)	1520
36	1	–	–	–	680466-0	.Prydnadslist, V	.Trim moulding, L			4)	1530
	1	–	–	–	680467-8	.Prydnadslist, H	.Trim moulding, R			4)	1540
37	4	–	–	–	680462-9	.Fäste	.Anchorage			4)	1550
38	2	–	–	–	281497-8	Backspegel, blåtonat	Rear view mirror,		2	TID UTF	2010
						plant glas	blue–tinted flat glass			ERS AV 276614	2020
39	2	–	–	–	1213607-3	.Backspegelhuvud	.Mirror head			(681610)	2030
						blåtonat plant glas	blue–tinted flat glass				2040
40	2	–	–	–	941637-1	.Skruv	.Screw				2050
41	2	–	–	–	679979-5	.Packning	.Gasket				2060
42	4	–	–	–	955781-0	.Mutter	.Nut				2[illegible]
43	4	–	–	–	683499-8	.Bricka	.Washer				2[illegible]
44	4	–	–	–	955948-5	.Låsbricka	.Lock washer				2090
45	2	–	–	–	955893-3	.Bricka	.Washer				2100
46	2	–	–	–	276614-5	Backspegel, blåtonat	Rear view mirror,			(1213604) SEN UTF	2110
						plant glas	blue–tinted flat glass				2120
	2	–	–	–	276612-9	Backspegel, blåtonat	Rear view mirror			EXCL EEC	2[illegible]
						konvext glas	blue–tinted convex glass			(1213606)	2[illegible]
	2	–	–	–	276613-7	Backspegel, blåtonat	Rear view mirror,			EEC	2150
						konvext glas	blue–tinted convex glass			(1213605)	2160
47	2	–	–	–	1213607-3	.Backspegelhuvud,	.Mirror head,				2170
						blåtonat plant glas	blue–tinted flat glass				2180
	2	–	–	–	1213609-9	.Backspegelhuvud,	.Mirror head,			EXCL EEC	2190
						blåtonat konvext glas	blue–tinted convex glass				2200
	2	–	–	–	1213608-1	.Backspegelhuvud,	.Mirror head,			EEC	2210
						blåtonat konvext glas	blue–tinted convex glass				2220
48	2	–	–	–	941637-1	.Skruv	.Screw				2230
49	2	–	–	–	1211722-2	.Underlägg	.Pad				2240
50	2	–	–	–	961328-2	.Skruv	.Screw			L 14	2250
	2	–	–	–	961332-4	.Skruv	.Screw			L 25	2260

4. Ej standardutrustning. Säljes som tillbehör. Optional extra. N'est pas equipement standard. Est vendur comme accessoire. Nicht serienmässig. Verkauf als Zubehör. No forma parti del equipo standard. Se vende como accesorio.

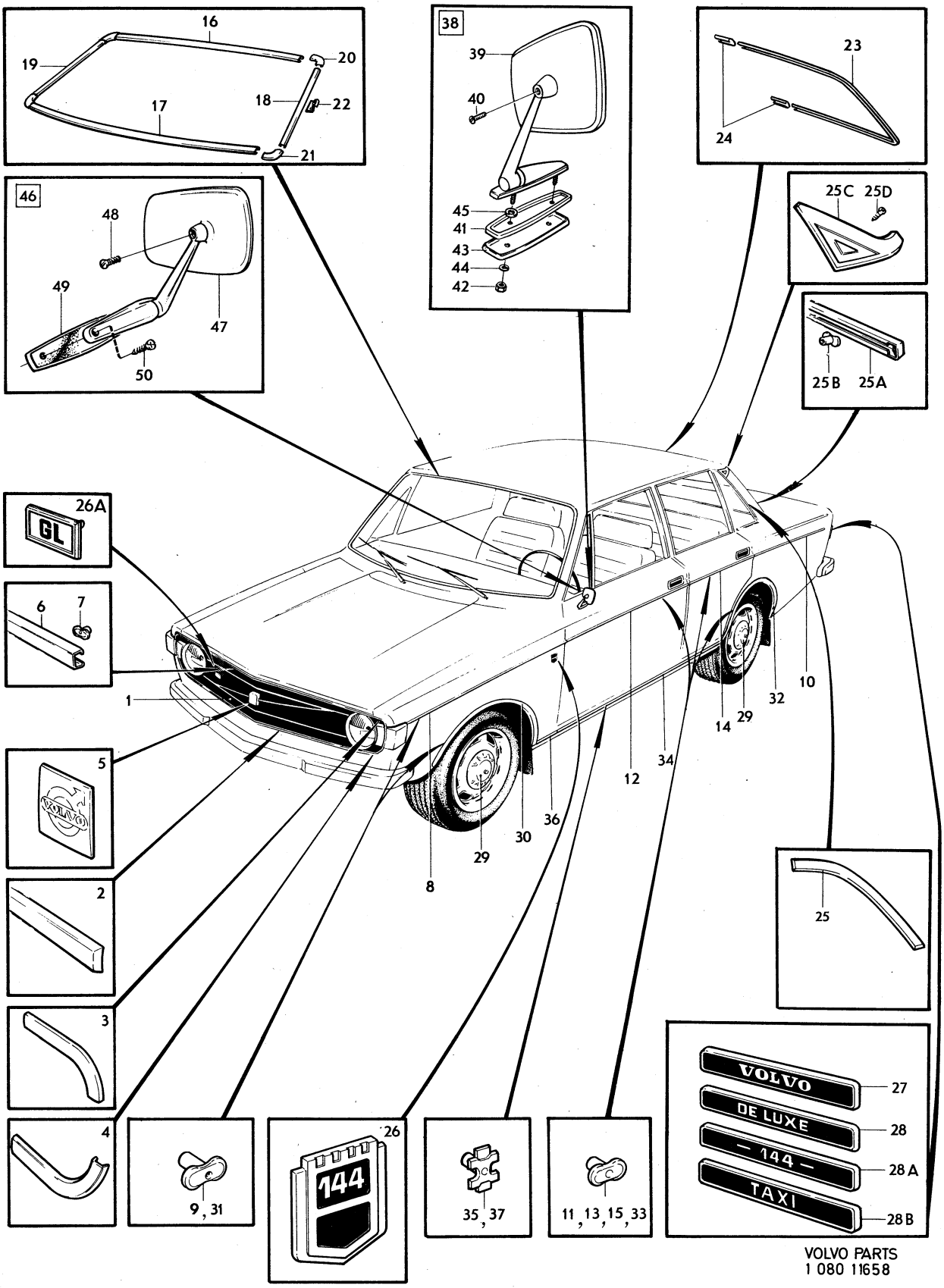

VOLVO PARTS
1 080 11658

Sida Page	Grupp Group	Utvändiga prydnadsdetaljer	Exterior trim	Illustration	1750
		utvändig backspegel	external rear view mirror	12203	
118	8	144 CH 428000–	144 CH 428000–	1980–04	

	Pos. Fig.	Antal/Quantity				Artikel nr Part No	Benämning	Description	Sats Kit	B P S R	Anmärkning Notes	
	1	1	–	–	–		Kylargaller	Radiator grille			SE KYLARGALLER SEE RADIATOR GRILLE	1010 1020
	2	–	–	–	–		Prydnadslist	Trim moulding			SE SIDA 92, 2-K13	1030
	3	–	–	–	–		Prydnadslist	Trim moulding			SE SIDA 92, 2-K13	1040
	4	–	–	–	–		Prydnadslist	Trim moulding			SE SIDA 92, 2-K13	1050
	5	–	–	–	–		Emblem	Emblem			SE SIDA 92, 2-K13	1060
	6	1	–	–	–	1211403-9	Prydnadslist	Trim moulding				1070
x	7	10	–	–	–	1247708-9	Fäste	Anchorage		2	(679885)	1080
	8	2	–	–	–	677534-0	Prydnadslist	Trim moulding				1090
x	9	12	–	–	–	1247708-9	Fäste	Anchorage		2	(679885)	1100
	9a	2	–	–	–	1203732-1	Friktionsklots	Friction block		8		1105
	10	2	–	–	–	1203027-6	Prydnadslist	Trim moulding				
x	11	16	–	–	–	1247708-9	Fäste	Anchorage		2	(679885)	1120
	11a	2	–	–	–	1203732-1	Friktionsklots	Friction block		8		1125
	12	2	–	–	–	677537-3	Prydnadslist	Trim moulding				1130
x	13	10	–	–	–	1247708-9	Fäste	Anchorage		2	(679885)	1140
	13a	2	–	–	–	1203732-1	Friktionsklots	Friction block		8		1145
	14	2	–	–	–	677538-1	Prydnadslist	Trim moulding				
x	15	10	–	–	–	1247708-9	Fäste	Anchorage		2	(679885)	1160
	15a	2	–	–	–	1203732-1	Friktionsklots	Friction block		8		1165
	16	1	–	–	–	1213311-2	Prydnadslist, V	Trim moulding, L				1170
		1	–	–	–	1213312-0	Prydnadslist, H	Trim moulding, R				1180
	17	1	–	–	–	1213313-8	Prydnadslist, V	Trim moulding, L				1190
		1	–	–	–	1213314-6	Prydnadslist, H	Trim moulding, R				1200
	17a	–	–	–	–		List	Moulding			SE SIDA 64, 2-J09	1205
	18	1	–	–	–	1213321-1	Prydnadslist, V	Trim moulding, L				1210
		1	–	–	–	1213322-9	Prydnadslist, H	Trim moulding, R				1220
	19	1	–	–	–	1213323-7	Prydnadslist, V	Trim moulding, L				1230
		1	–	–	–	1213324-5	Prydnadslist, H	Trim moulding, R				1240
	20	1	–	–	–	1213325-2	Prydnadslist, V	Trim moulding, L				1250
		1	–	–	–	1213326-0	Prydnadslist, H	Trim moulding, R				1260
	20a	–	–	–	–		List	Moulding			SE SIDA 76, 2-J21	1265
	21	1	–	–	–	1213663-6	Prydnadsplåt V	Trim plate, L			18)	1270
		1	–	–	–	1213665-1	Prydnadsplåt V	Trim plate, L			19)	1280
		1	–	–	–	1213664-4	Prydnadsplåt, H	Trim plate, R			18)	1290
		1	–	–	–	1213666-9	Prydnadsplåt, H	Trim plate, R			19)	1300
	22	1	–	–	–	1213332-8	Bricka	Washer			ALT	1310
	23	1	–	–	–	956312-3	Skruv	Screw			ALT	1320
	24	1	–	–	–	682021-1	Prydnadslist, övre	Trim moulding, upper				1
	25	1	–	–	–	682022-9	Prydnadslist, undre	Trim moulding, lower				1340
	26	2	–	–	–	682023-7	Prydnadslist	Trim moulding				1350
	27	2	–	–	–	682025-2	Skarvstycke, övre	Junction, upper				1360
	28	2	–	–	–	687955-5	Skarvstycke, undre	Junction, lower				1370
	29	23	–	–	–	682321-5	Fäste	Anchorage				1380
	30	1	–	–	–	675867-6	Prydnadslist, V	Trim moulding, L				
		1	–	–	–	675868-4	Prydnadslist, H	Trim moulding, R				1400
	31	2	–	–	–	675869-2	Skarvbleck	Junction				1410
x	32	1	–	–	–	1202981-5	Prydnadslist, V	Trim moulding, L		3	(1213349)	1420
x		1	–	–	–	1202982-3	Prydnadslist, H	Trim moulding, R		3	(1213350)	1430
	33	1	–	–	–	1213351-8	Prydnadslist, V	Trim moulding, L				1440
		1	–	–	–	1213352-6	Prydnadslist, H	Trim moulding, R				1450
	34	1	–	–	–	685640-5	Prydnadslist	Trim moulding				1460
x	35	6	–	–	–	1247708-9	Fäste	Anchorage		2	(679885)	1470
	36	1	–	–	–	1203108-4	Takskarvlist, V	Roof joint moulding, L				1480
		1	–	–	–	1203109-2	Takskarvlist, H	Roof joint moulding, R				1490

18. Avsedd för montering av backspegel. For installation of driving mirror. Destiné au montage des rétroviseurs. Für Einbau von Rückblickspiegeln vorgesehen. Destinado para el montaje de espejos retrovisores.

19. Ej avsedd för montering av backspegel. Not for installation of driving mirror. Non destiné au montage des rétroviseurs. Nicht für Einbau von Rückblickspiegeln vorgesehen. No apropiado para el montaje de espejos retrovisores.

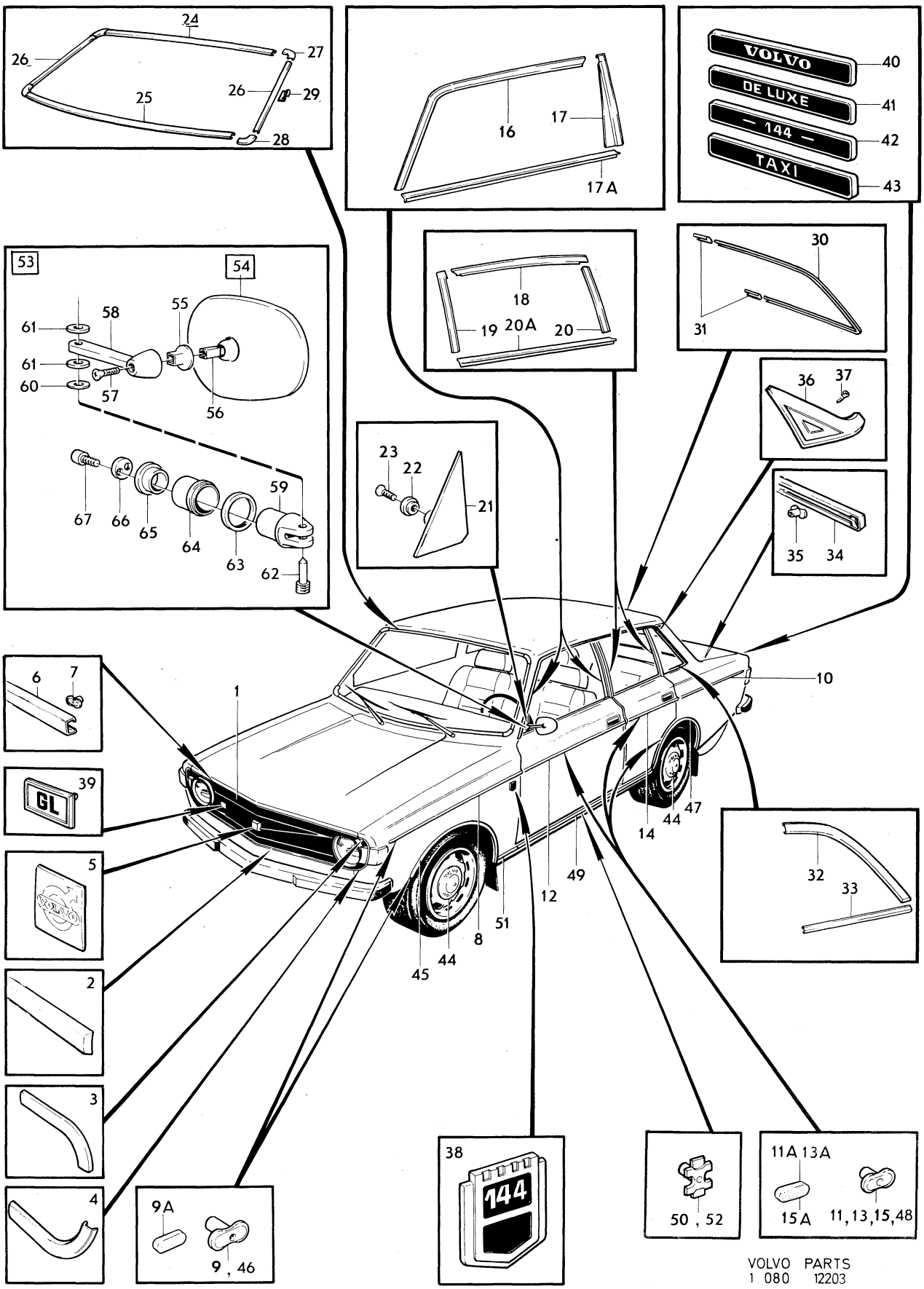

VOLVO PARTS
1 080 12203

Sida Page	Grupp Group	Utvändiga prydnadsdetaljer	Exterior trim	Illustration	1750
		utvändig backspegel	external rear view mirror	12203	
120	8	144 CH 428000–	144 CH 428000–	1980–04	

Pos. Fig.	Antal/Quantity				Artikel nr Part No	Benämning	Description	Sats Kit	B P S R	Anmärkning Notes	
37	2	–	–	–	946305-0	Skruv	Screw				1500
38	2	–	–	–	1211739-6	Emblem	Emblem			B20A	1510
	2	–	–	–	1211765-1	Emblem	Emblem			B20B	1520
	2	–	–	–	1211763-6	Emblem	Emblem			B20E, F	1530
39	1	–	–	–	1213757-6	Emblem	Emblem			GRAND LUXE	1540
40	1	–	–	–	1211725-5	Emblem	Emblem			B20A, B	1550
	1	–	–	–	1211744-6	Emblem	Emblem			B20E, F	1560
41	1	–	–	–	1213449-0	Emblem DE LUXE	DE LUXE emblem			ALT 1	1570
	1	–	–	–	1213696-6	Emblem FUEL INJECTION.	FUEL INJECTION emblem.			ALT 2	1580
	1	–	–	–	1213447-4	Emblem GRAND LUXE	GRAND LUXE emblem			ALT 3	1590
42	1	–	–	–	1213773-3	Emblem 144	144 emblem			BAS	[illegible]10
43	1	–	–	–	649915-6	Emblem taxi	TAXI emblem			TAXI	[illegible]1
44	–	–	–	–		Navkapsel	Hub cap			SE GRUPP 6	2012
	1	–	–	–	281098-4	Sats för montering av prydnadslister fram och bakskärm	Trim moulding kit, front and rear mudguards		8	4)	2013 2020 2030
45	1	–	–	–	680262-3	.Prydnadslist, V	.Trim moulding, L			4)	[illegible]40
	1	–	–	–	680263-1	.Prydnadslist, H	.Trim moulding, R			4)	[illegible]0
x 46	18	–	–	–	1247708-9	Fäste	Anchorage		2	(679885)	2060
47	1	–	–	–	679343-4	.Prydnadslist, V	.Trim moulding, L			4)	2070
	1	–	–	–	679344-2	.Prydnadslist, H	.Trim moulding, R			4)	2080
x 48	16	–	–	–	1247708-9	.Fäste	.Anchorage		2	(679885)	2090
	1	–	–	–	281097-6	Sats för montering av prydnadslister bottensvällare	Trim moulding kit bottom rail		8	4)	2100 2110 2120
49	2	–	–	–	679346-7	.Prydnadslist	.Trim moulding			4)	2130
50	16	–	–	–	680462-9	.Fäste	.Anchorage			4)	2140
51	1	–	–	–	680466-0	.Prydnadslist, V	.Trim moulding, L			4)	2150
	1	–	–	–	680467-8	.Prydnadslist, H	.Trim moulding, R			4)	2160
52	4	–	–	–	680462-9	.Fäste	.Anchorage			4)	2170
53	2	–	–	–	1213993-7	Backspegel, blåtonat plant glas	Rear view mirror, blue–tinted flat glass			ALT 1	2180 2190
	2	–	–	–	1213992-9	Backspegel, blåtonat konvext glas	Rear view mirror, blue–tinted convex glass			ALT 2	2200 2210
54	2	–	–	–	1203647-1	.Backspegelhuvud, blåtonat plant glas	.Rear view mirror, blue–tinted flat glass			ALT 1	2220 2230
	2	–	–	–	1203646-3	.Backspegelhuvud, blåtonat konvext glas	.Mirror head, blue–tinted convex glass			ALT 2	2240 2250
55	2	–	–	–	1203272-8	..Kulskål	..Ball race				0
56	2	–	–	–		..Kulled	..Ball joint		8		2270
57	2	–	–	–	946710-1	..Skruv	..Screw				2280
58	–	–	–	–		.Arm	.Arm		8		2290
59	–	–	–	–		.Fäste	.Attachment		8		2300
60	2	–	–	–	1213951-5	.Flänsbricka	.Flange washer				2310
61	4	–	–	–	1203318-9	.Stödbricka	.Support washer				0
62	2	–	–	–	1203025-0	.Styrtapp	.Locating pin				2330
63	2	–	–	–	1203024-3	.O–ring	.O–ring				2340
64	2	–	–	–	1213954-9	.Styrhylsa	.Guide sleeve				2350
65	2	–	–	–	1213953-1	.Flänsbricka	.Flange washer				2360
66	2	–	–	–	1203303-1	.Styrbricka	.Guide washer				2370
67	4	–	–	–	959202-3	.Skruv	.Screw				2380
	–	–	–	–		Backspegel, inifrån ställbar	Rear view mirror, remote control			SE SIDA 130, 3-A13	2385 2386

4. Ej standardutrustning. Säljes som tillbehör. Optional extra. N'est pas equipement standard. Est vendur comme accessoire. Nicht serienmässig. Verkauf als Zubehör. No forma parti del equipo standard. Se vende como accesorio.

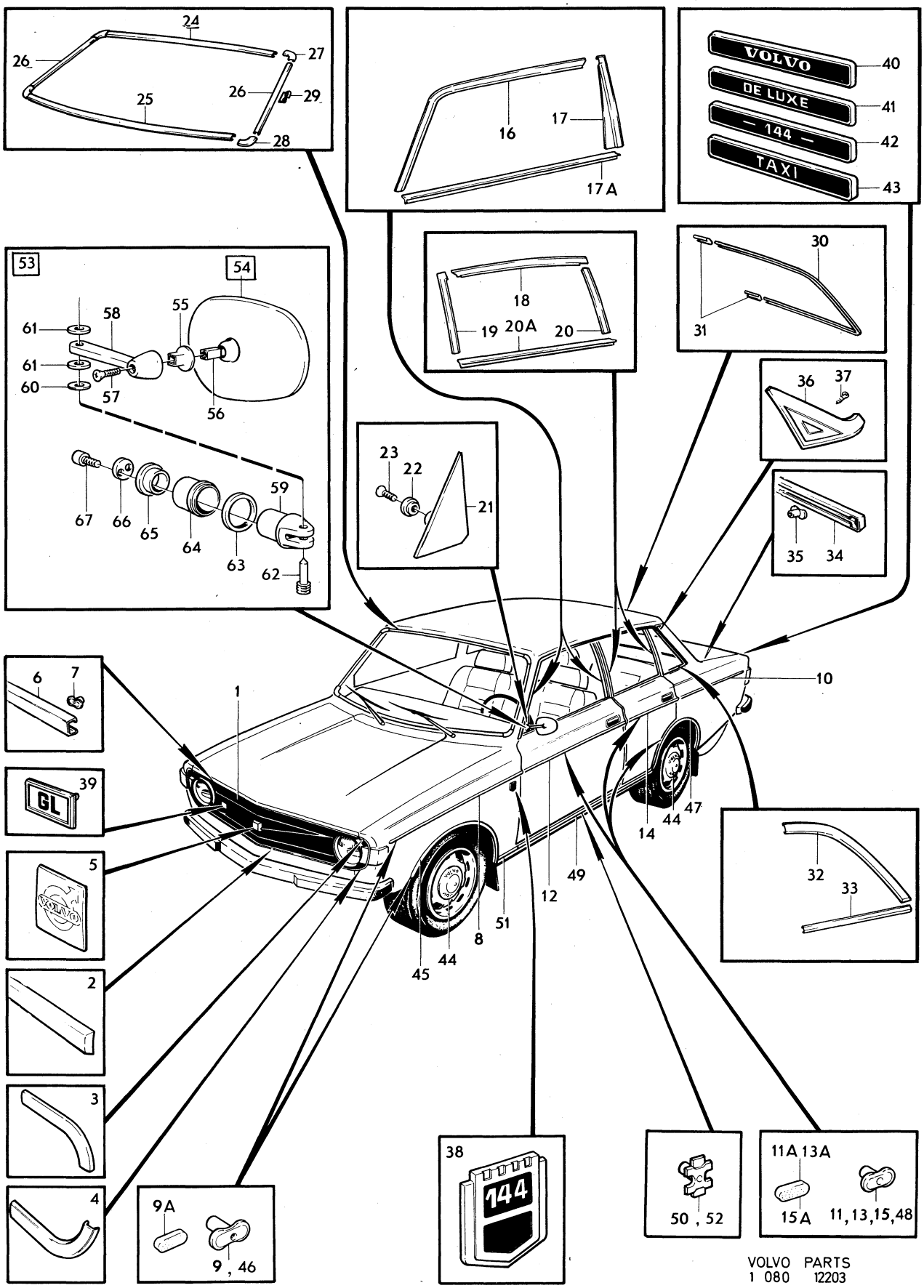

VOLVO PARTS
1 080 12203

Sida Page	Grupp Group	Utvändiga prydnadsdetaljer	Exterior trim	Illustration	1800
		utvändig backspegel	external rear view mirror	13317	
122	8	145 CH –210049	145 CH –210049	1980–04	

	Pos. Fig.	Antal/Quantity				Artikel nr Part No	Benämning	Description	Sats Kit	B P S R	Anmärkning Notes	
	1	1	–	–	–		Kylargaller	Radiator grille			SE KYLARGALLER	1010
											SEE RADIATOR GRILLE	1020
	2	–	–	–	–		Prydnadslist	Trim moulding			SE SIDA 92, 2-K13	1030
	3	–	–	–	–		Prydnadslist	Trim moulding			SE SIDA 92, 2-K13	1040
	4	–	–	–	–		Prydnadslist	Trim moulding			SE SIDA 92, 2-K13	1050
	5	–	–	–	–		Emblem	Emblem			SE SIDA 92, 2-K13	1070
	6	1	–	–	–	1211403-9	Prydnadslist	Trim moulding				1080
x	7	10	–	–	–	1247708-9	Fäste	Anchorage		2	(679885)	1090
	8	2	–	–	–	677534-0	Prydnadslist	Trim moulding				1100
x	9	12	–	–	–	1247708-9	Fäste	Anchorage		2	(679885)	1110
	10	2	–	–	–	679016-6	Prydnadslist	Trim moulding				[illegible]
x	11	16	–	–	–	1247708-9	Fäste	Anchorage		2	(679885)	[illegible]
	12	2	–	–	–	677537-3	Prydnadslist	Trim moulding				1140
x	13	10	–	–	–	1247708-9	Fäste	Anchorage		2	(679885)	1150
	14	2	–	–	–	677538-1	Prydnadslist	Trim moulding				1160
x	15	10	–	–	–	1247708-9	Fäste	Anchorage		2	(679885)	1170
	16	1	–	–	–	1213150-4	Prydnadslist, V	Trim moulding, L			NT	[illegible]
	17	1	–	–	–	1213151-2	Prydnadslist, H	Trim moulding, R			NT	[illegible]
	18	1	–	–	–	1203966-5	Prydnadslist, V	Trim moulding, L		2	(1213152) NT	1210
	19	1	–	–	–	1203966-5	Prydnadslist, H	Trim moulding, R		2	(1213153) NT	1220
	19a	2	–	–	–	1203965-7	Clips	Clip		2		1230
	20	1	–	–	–	682021-1	Prydnadslist, övre	Trim moulding, upper				1240
	21	1	–	–	–	682022-9	Prydnadslist, undre	Trim moulding, lower				1250
	22	1	–	–	–	682023-7	Prydnadslist, V	Trim moulding, L				1260
	23	1	–	–	–	682024-5	Prydnadslist, H	Trim moulding, R			ERS AV 682023–7	1270
	24	2	–	–	–	682025-2	Skarvstycke, övre	Junction, upper				1280
	25	2	–	–	–	687955-5	Skarvstycke, undre	Junction, lower				1290
	26	23	–	–	–	682321-5	Fäste	Anchorage				1300
	27	1	–	–	–	677020-0	Prydnadslist, V	Trim moulding, L			NT	1310
		1	–	–	–	677021-8	Prydnadslist, H	Trim moulding, R			NT	1320
	28	2	–	–	–	660151-2	Skarvbleck	Junction			NT	1330
	29	1	–	–	–	677348-5	Prydnadslist, V	Trim moulding, L			NT	1340
		1	–	–	–	677349-3	Prydnadslist, H	Trim moulding, R			NT	1350
	30	1	–	–	–	683085-5	Prydnadslist, V	Trim moulding, L			NT	1360
		1	–	–	–	683086-3	Prydnadslist, H	Trim moulding, R			NT	1370
	31	1	–	–	–	683087-1	Prydnadslist, nedre	Trim moulding, lower			NT	1380
	32	2	–	–	–	683088-9	Skarvbleck	Junction			NT	1390
	33	2	–	–	–	1211740-4	Emblem	Emblem			B20 A	[illegible]
		2	–	–	–	1211746-1	Emblem	Emblem			B20 B	[illegible]
		2	–	–	–	1211781-8	Emblem	Emblem			B20 E, F	1420
	34	1	–	–	–	1211725-5	Emblem	Emblem			B20A, B	1430
		1	–	–	–	1211744-6	Emblem	Emblem			B20E, F	1440
	35	1	–	–	–	1213449-0	Emblem DE LUXE	DE LUXE emblem			ALT 1	1450
		1	–	–	–	1213696-6	Emblem FUEL INJECTION.	FUEL INJECTION emblem.			ALT 2	[illegible]
	35a	1	–	–	–	1213775-8	Emblem	Emblem			BAS, VARU	[illegible]
	35b	1	–	–	–	649915-6	Emblem TAXI	TAXI emblem			TAXI	1466
	36	–	–	–	–		Navkapsel	Hub cap			SE GRUPP 6	1470
		1	–	–	–	281098-4	Sats för montering av prydnadslister fram– och bakskärm	Trim moulding kit, front and rear mudguards		8	4)	2010 2020 2030
	37	1	–	–	–	680262-3	.Prydnadslist, V	.Trim moulding, L			4)	2040
		1	–	–	–	680263-1	.Prydnadslist, H	.Trim moulding, R			4)	2050
x	38	18	–	–	–	1247708-9	.Fäste	.Anchorage		2	(679885)	2060
	39	1	–	–	–	679343-4	.Prydnadslist, V	.Trim moulding, L			4)	2070
		1	–	–	–	679344-2	.Prydnadslist, H	.Trim moulding, R			4)	2080
x	40	16	–	–	–	1247708-9	.Fäste	.Anchorage		2	(679885)	2090

4. Ej standardutrustning. Säljes som tillbehör. Optional extra. N'est pas equipement standard. Est vendur comme accessoire. Nicht serienmässig. Verkauf als Zubehör. No forma parti del equipo standard. Se vende como accesorio.

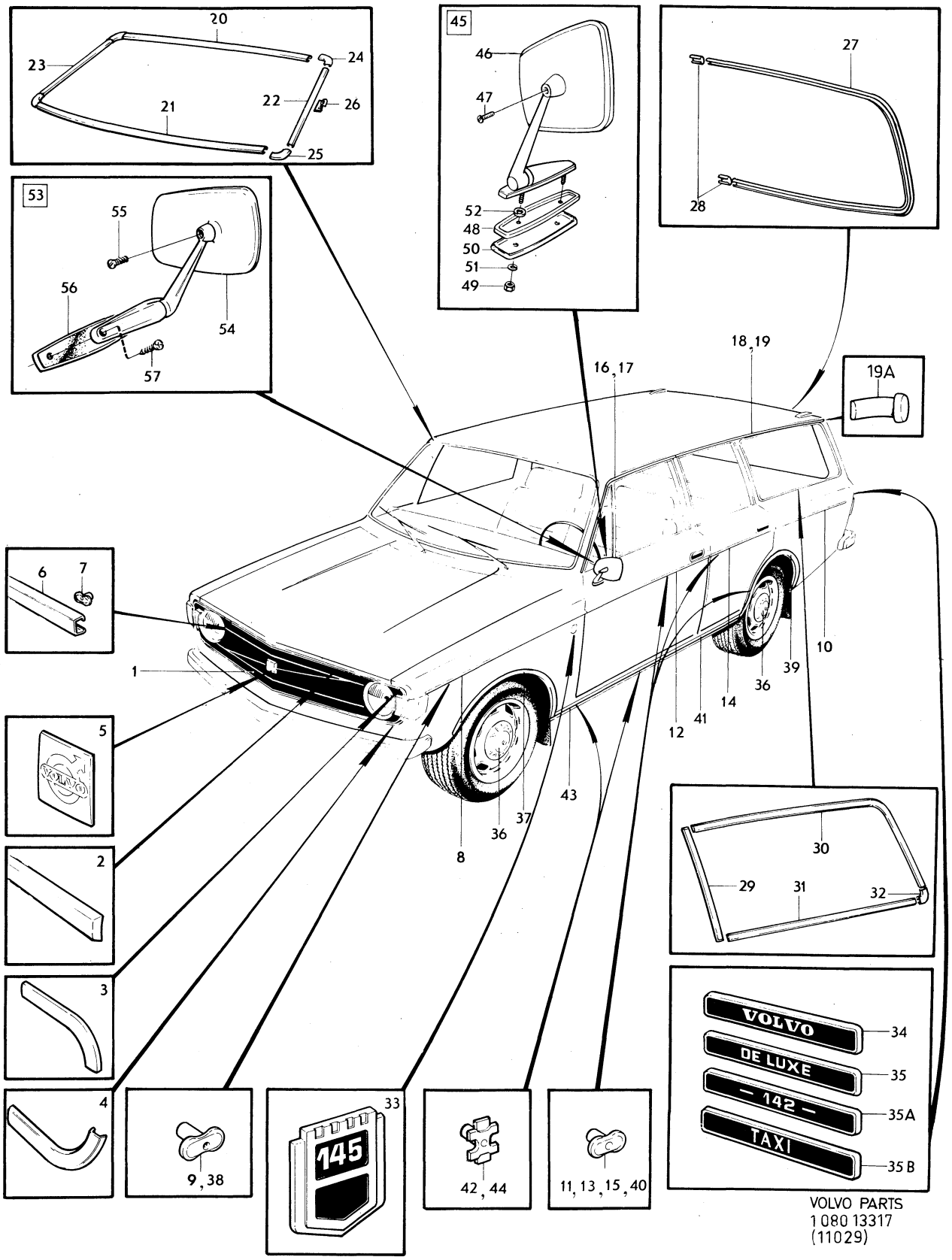

VOLVO PARTS
1 080 13317
(11029)

Sida Page	Grupp Group	Utvändiga prydnadsdetaljer	Exterior trim	Illustration	1800
		utvändig backspegel	external rear view mirror	13317	
124	8	145 CH –210049	145 CH –210049	1980–04	

Pos. Fig.	Antal/Quantity				Artikel nr Part No	Benämning	Description	Sats Kit	B P S R	Anmärkning Notes	
	1	–	–	–	281097-6	Sats för montering av prydnadslister bottensvällare	Trim moulding kit bottom rail		8		2100 2110 2120
41	2	–	–	–	679346-7	.Prydnadslist	.Trim moulding			4)	2130
42	16	–	–	–	680462-9	.Fäste	.Anchorage			4)	2140
43	1	–	–	–	680466-0	.Prydnadslist, V	.Trim moulding, L			4)	2150
	1	–	–	–	680467-8	.Prydnadslist, H	.Trim moulding, R			4)	2160
44	4	–	–	–	680462-9	.Fäste	.Anchorage			4)	2170
45	2	–	–	–	281497-8	Backspegel, blåtonat plant glas	Rear view mirror, blue–tinted flat glass		2	TID UTF ERS AV 277614	2180 2190
46	2	–	–	–	1213607-3	.Backspegelhuvud, blåtonat plant glas	.Mirror head, blue–tinted flat glass			(1213607)	2200 2210
47	2	–	–	–	941637-1	.Skruv	.Screw				2220
48	2	–	–	–	679979-5	.Packning	.Gasket				2230
49	4	–	–	–	955781-0	.Mutter	.Nut				2240
50	4	–	–	–	683499-8	.Bricka	.Washer				2250
51	4	–	–	–	955948-5	.Låsbricka	.Lock washer				2260
52	2	–	–	–	955893-3	.Bricka	.Washer				2270
53	2	–	–	–	276614-5	Backspegel, blåtonat plant glas	Rear view mirror, blue–tinted flat glass			(1213604) SEN UTF	2280 2290
	2	–	–	–	276612-9	Backspegel, blåtonat konvext glas	Rear view mirror, blue–tinted convex glass			EXCL EEC (1213606)	2300 2310 2311
	2	–	–	–	276613-7	Backspegel, blåtonat konvext glas	Rear view mirror, blue–tinted convex glass			EEC (1213605)	2320 2330 2331
54	2	–	–	–	1213607-3	.Backspegelhuvud, blåtonat plant glas	.Mirror head, blue–tinted flat glass				2340 2350
	2	–	–	–	1213609-9	.Backspegelhuvud, blåtonat konvext glas	.Mirror head, blue–tinted convex glass			EXCL EEC	2360 2370
	2	–	–	–	1213608-1	.Backspegelhuvud, blåtonat konvext glas	.Mirror head, blue–tinted convex glass			EEC	2380 2390
55	2	–	–	–	941637-1	.Skruv	.Screw				2400
56	2	–	–	–	1211722-2	.Underlägg	.Pad				2410
57	2	–	–	–	961328-2	.Skruv	.Screw			L 14	2420
	2	–	–	–	961332-4	.Skruv	.Screw			L 25	2430

4. Ej standardutrustning. Säljes som tillbehör. Optional extra. N'est pas equipement standard. Est vendur comme accessoire. Nicht serienmässig. Verkauf als Zubehör. No forma parti del equipo standard. Se vende como accesorio.

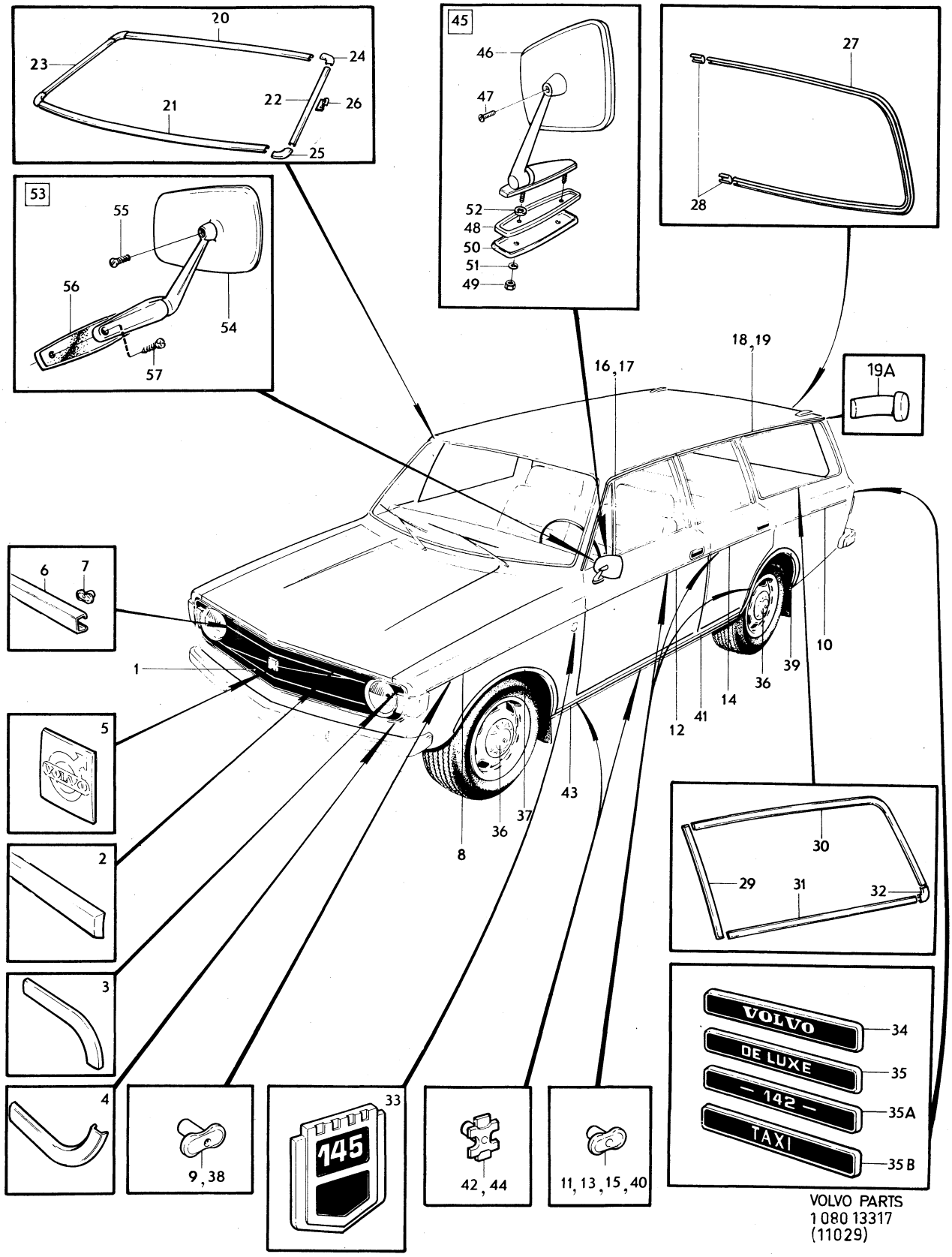

VOLVO PARTS
1 080 13317
(11029)

Sida Page	Grupp Group	Utvändiga prydnadsdetaljer	Exterior trim	Illustration	1850
		utvändig backspegel	external rear view mirror	13318	
126	8	145 CH 210050–	145 CH 210050–	1980–04	

	Pos. Fig.	Antal/Quantity				Artikel nr Part No	Benämning	Description	Sats Kit	B P S R	Anmärkning Notes	
	1	1	–	–	–		Kylargaller	Radiator grille			SE KYLARGALLER	1010
											SEE RADIATOR GRILLE	1020
	2	–	–	–	–		Prydnadslist	Trim moulding			SE SIDA 92, 2-K13	1030
	3	–	–	–	–		Prydnadslist	Trim moulding			SE SIDA 92, 2-K13	1040
	4	–	–	–	–		Prydnadslist	Trim moulding			SE SIDA 92, 2-K13	1050
	5	–	–	–	–		Emblem	Emblem			SE SIDA 92, 2-K13	1060
	6	1	–	–	–	1211403-9	Prydnadslist	Trim moulding				1070
x	7	10	–	–	–	1247708-9	Fäste	Anchorage		2	(679885)	1080
	8	2	–	–	–	677534-0	Prydnadslist	Trim moulding				1090
x	9	12	–	–	–	1247708-9	Fäste	Anchorage		2	(679885)	1100
	9a	2	–	–	–	1203732-1	Friktionsklots	Friction block		8		[illegible]5
	10	2	–	–	–	679016-6	Prydnadslist	Trim moulding				[illegible]10
x	11	16	–	–	–	1247708-9	Fäste	Anchorage		2	(679885)	1120
	11a	2	–	–	–	1203732-1	Friktionsklots	Friction block		8		1125
	12	2	–	–	–	677537-3	Prydnadslist	Trim moulding				1130
x	13	10	–	–	–	1247708-9	Fäste	Anchorage		2	(679885)	1140
	13a	2	–	–	–	1203732-1	Friktionsklots	Friction block		8		[illegible]5
	14	2	–	–	–	677538-1	Prydnadslist	Trim moulding				[illegible]0
x	15	10	–	–	–	1247708-9	Fäste	Anchorage		2	(679885)	1160
	15a	2	–	–	–	1203732-1	Friktionsklots	Friction block		8		1165
	16	1	–	–	–	1213311-2	Prydnadslist, V	Trim moulding, L				1170
		1	–	–	–	1213312-0	Prydnadslist, H	Trim moulding, R				1180
	17	1	–	–	–	1213313-8	Prydnadslist, V	Trim moulding, L				1190
		1	–	–	–	1213314-6	Prydnadslist, H	Trim moulding, R				1200
	17a	–	–	–	–		List	Moulding			SE SIDA 64, 2-J09	1205
	18	1	–	–	–	1213321-1	Prydnadslist, V	Trim moulding, L				1210
		1	–	–	–	1213322-9	Prydnadslist, H	Trim moulding, R				1220
	19	1	–	–	–	1213323-7	Prydnadslist, V	Trim moulding, L				1230
		1	–	–	–	1213324-5	Prydnadslist, H	Trim moulding, R				1240
	20	1	–	–	–	1213325-2	Prydnadslist, V	Trim moulding, L				1250
		1	–	–	–	1213326-0	Prydnadslist, H	Trim moulding, R				1260
	20a	–	–	–	–		List	Moulding			SE SIDA 76, 2-J21	1265
	21	1	–	–	–	1213663-6	Prydnadsplåt, V	Trim plate, L			18)	1270
		1	–	–	–	1213665-1	Prydnadsplåt, V	Trim plate, L			19)	1280
		1	–	–	–	1213664-4	Prydnadsplåt, H	Trim plate, R			18)	1290
		1	–	–	–	1213666-9	Prydnadsplåt, H	Trim plate, R			19)	1300
	22	1	–	–	–	1213332-8	Bricka	Washer			ALT	1310
	23	1	–	–	–	956312-3	Skruv	Screw			ALT	[illegible]0
	24	1	–	–	–	1213150-4	Prydnadslist, V	Trim moulding, L			BAS, DE LUXE	[illegible]0
		1	–	–	–	1213151-2	Prydnadslist, H	Trim moulding, R			BAS, DE LUXE	1340
	25	2	–	–	–	1203966-5	Prydnadslist	Trim moulding		2	(1213152)	1350
	25a	2	–	–	–	1203965-7	Clips	Clip		2		1355
	26	1	–	–	–	682021-1	Prydnadslist, övre	Trim moulding, upper				1360
	27	1	–	–	–	682022-9	Prydnadslist, undre	Trim moulding, lower				[illegible]70
	28	1	–	–	–	682023-7	Prydnadslist, V	Trim moulding, L				[illegible]0
	29	1	–	–	–	682023-7	Prydnadslist, H	Trim moulding, R				1390
	30	2	–	–	–	682025-2	Skarvstycke, övre	Junction, upper				1400
	31	2	–	–	–	687955-5	Skarvstycke, undre	Junction, lower				1410
	32	23	–	–	–	682321-5	Fäste	Anchorage				1420
	33	1	–	–	–	677020-0	Prydnadslist, V	Trim moulding, L			BAS, DE LUXE	1430
		1	–	–	–	677021-8	Prydnadslist, H	Trim moulding, R			BAS, DE LUXE	1440
	34	2	–	–	–	660151-2	Skarvbleck	Junction			BAS, DE LUXE	1450
	35	1	–	–	–	1213368-2	Prydnadslist, V	Trim moulding, L			BAS, DE LUXE	1460
		1	–	–	–	1213369-0	Prydnadslist, H	Trim moulding, R			BAS, DE LUXE	1470
	36	1	–	–	–	1213365-8	Prydnadslist, V	Trim moulding, L			BAS, DE LUXE	1480

18. Avsedd för montering av backspegel. For installation of driving mirror. Destiné au montage des rétroviseurs. Für Einbau von Rückblickspiegeln vorgesehen. Destinado para el montaje de espejos retrovisores.

19. Ej avsedd för montering av backspegel. Not for installation of driving mirror. Non destiné au montage des rétroviseurs. Nicht für Einbau von Rückblickspiegeln vorgesehen. No apropiado para el montaje de espejos retrovisores.

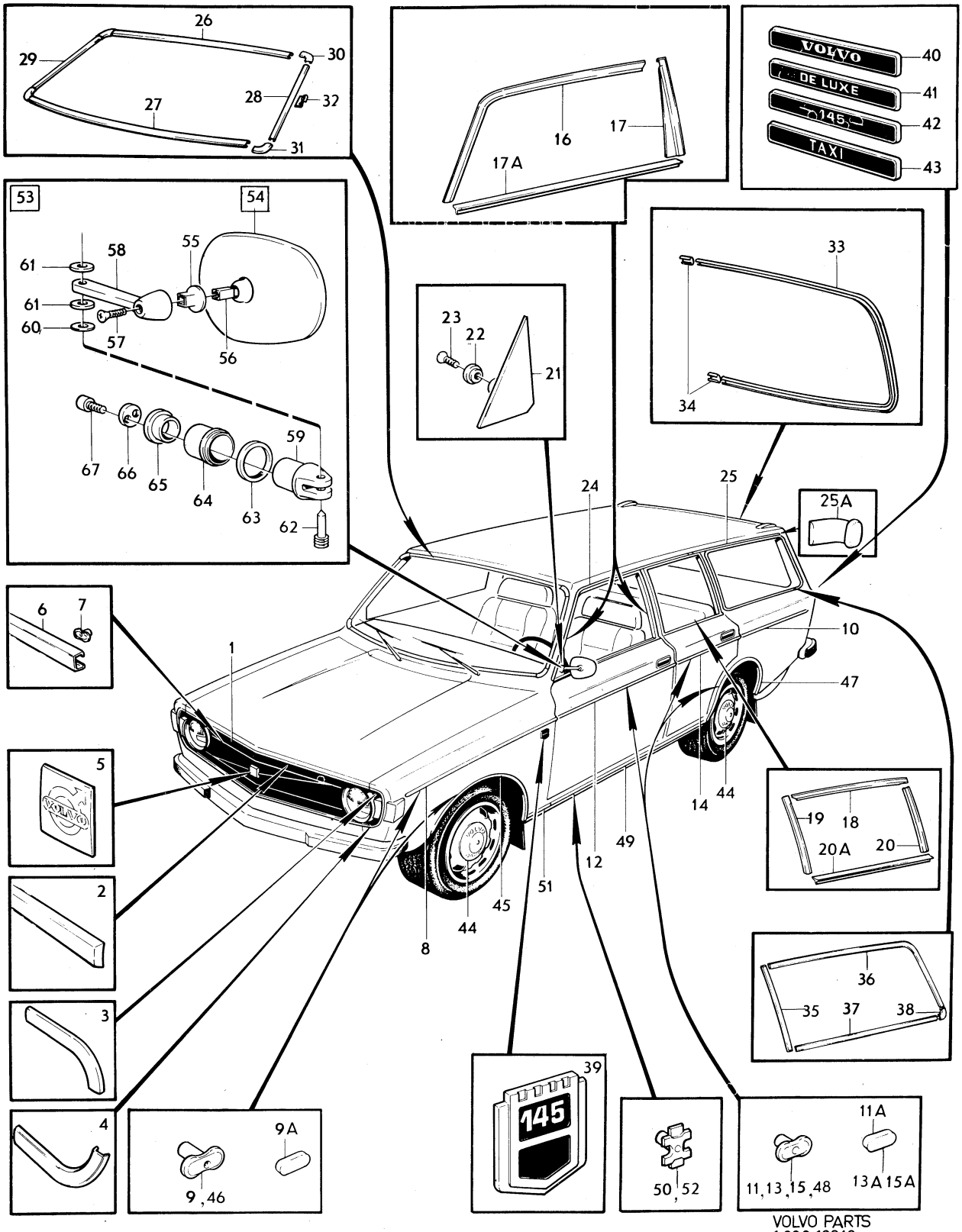

VOLVO PARTS
1 080 13318
(12204)

Sida Page	Grupp Group	Utvändiga prydnadsdetaljer	Exterior trim	Illustration	1850
		utvändig backspegel	external rear view mirror	13318	
128	8	145 CH 210050–	145 CH 210050–	1980–04	

Pos. Fig.	Antal/Quantity				Artikel nr Part No	Benämning	Description	Sats Kit	B P S R	Anmärkning Notes	
	1	–	–	–	1213366-6	Prydnadslist, H	Trim moulding, R			BAS, DE LUXE	1490
37	1	–	–	–	1213367-4	Prydnadslist, nedre	Trim moulding, lower			BAS, DE LUXE	1500
38	2	–	–	–	1213370-8	Skarvbleck	Junction			BAS, DE LUXE	1510
39	2	–	–	–	1211740-4	Emblem	Emblem			B20A	1520
	2	–	–	–	1211746-1	Emblem	Emblem			B20B	1530
	2	–	–	–	1211781-8	Emblem	Emblem			B20E, F	1540
40	1	–	–	–	1211725-5	Emblem	Emblem			B20A, B	1550
	1	–	–	–	1211744-6	Emblem	Emblem			B20E, F	1560
41	1	–	–	–	1213449-0	Emblem DE LUXE	DE LUXE emblem			ALT 1	1570
	1	–	–	–	1213696-6	Emblem FUEL INJECTION.	FUEL INJECTION emblem.			ALT 2	1580
42	1	–	–	–	1213775-8	Emblem	Emblem			BAS, VARU	[illegible]
43	1	–	–	–	649915-6	Emblem Taxi	TAXI emblem			TAXI	2011
44	–	–	–	–		Navkapsel	Hub cap			SE GRUPP 6	2012
	1	–	–	–	281098-4	Sats för montering av	Trim moulding kit,		8		2013
						prydnadslister fram–	front and rear mudguards			4)	2020
						och bakskärm					2030
45	1	–	–	–	680262-3	.Prydnadslist, V	.Trim moulding, L			4)	[illegible]
	1	–	–	–	680263-1	.Prydnadslist, H	.Trim moulding, R			4)	[illegible]
x 46	18	–	–	–	1247708-9	.Fäste	.Anchorage		2	(679885)	2060
47	1	–	–	–	679343-4	.Prydnadslist, V	.Trim moulding, L			4)	2070
	1	–	–	–	679344-2	.Prydnadslist, H	.Trim moulding, R			4)	2080
x 48	16	–	–	–	1247708-9	.Fäste	.Anchorage		2	(679885)	2090
	1	–	–	–	281097-6	Sats för montering av	Trim moulding kit		8		2100
						prydnadslister	bottom rail				2110
						bottensvällare					2120
49	2	–	–	–	679346-7	.Prydnadslist	.Trim moulding			4)	2130
50	16	–	–	–	680462-9	.Fäste	.Anchorage			4)	2140
51	1	–	–	–	680466-0	.Prydnadslist, V	.Trim moulding, L			4)	2150
	1	–	–	–	680467-8	.Prydnadslist, H	.Trim moulding, R			4)	2160
52	4	–	–	–	680462-9	.Fäste	.Anchorage			4)	2170
53	2	–	–	–	1213993-7	Backspegel, blåtonat	Rear view mirror,			ALT 1	2180
						plant glas	blue–tinted flat glass				2190
	2	–	–	–	1213992-9	Backspegel, blåtonat	Rear view mirror,			ALT 2	2200
						konvext glas	blue–tinted convex glass				2210
54	2	–	–	–	1203647-1	.Backspegelhuvud,	.Rear view mirror,			ALT 1	2220
						blåtonat plant glas	blue–tinted flat glass				2230
	2	–	–	–	1203646-3	.Backspegelhuvud,	.Rear view mirror,			ALT 2	2240
						blåtonat konvext glas	blue–tinted convex glass				[illegible]
55	2	–	–	–	1203272-8	..Kulskål	..Ball race				[illegible]
56	2	–	–	–		..Kulled	..Ball joint		8		2270
57	2	–	–	–	946710-1	..Skruv	..Screw				2280
58	–	–	–	–		.Arm	.Arm		8		2290
59	–	–	–	–		.Fäste	.Attachment		8		2300
60	2	–	–	–	1213951-5	.Flänsbricka	.Flange washer				[illegible]
61	4	–	–	–	1203318-9	.Stödbricka	.Support washer				[illegible]
62	2	–	–	–	1203025-0	.Styrtapp	.Locating pin				2330
63	2	–	–	–	1203024-3	.O–ring	.O–ring				2340
64	2	–	–	–	1213954-9	.Styrhylsa	.Guide sleeve				2350
65	2	–	–	–	1213953-1	.Flänsbricka	.Flange washer				2360
66	2	–	–	–	1203303-1	.Styrbricka	.Guide washer				2370
67	4	–	–	–	959202-3	.Skruv	.Screw				2380
	–	–	–	–		Backspegel,	Rear view mirror,			SE SIDA 130, 3-A13	2385
						inifrån ställbar	remote control				2386

4. Ej standardutrustning. Säljes som tillbehör. Optional extra. N'est pas equipement standard. Est vendur comme accessoire. Nicht serienmässig. Verkauf als Zubehör. No forma parti del equipo standard. Se vende como accesorio.

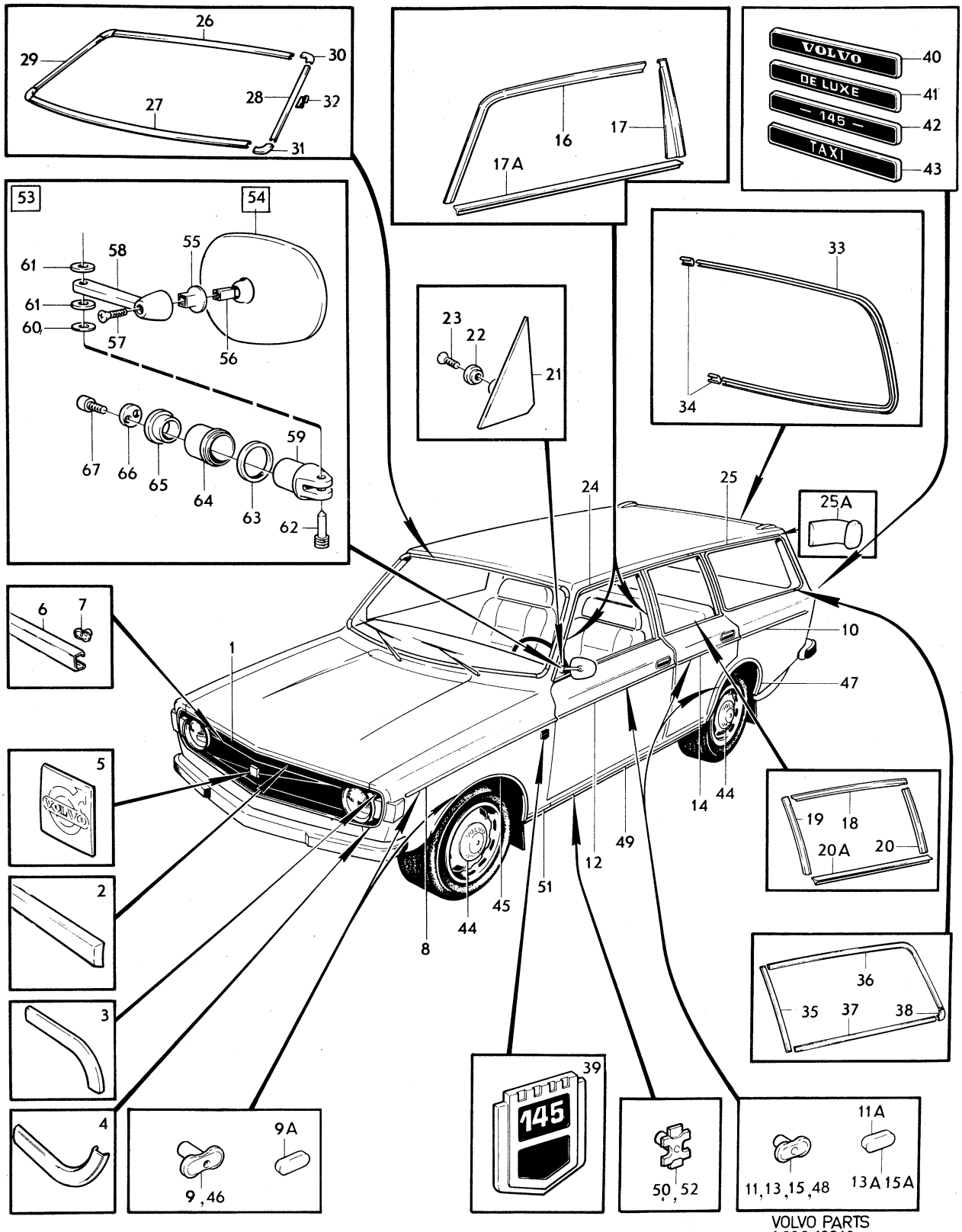

VOLVO PARTS
1 080 13318
(12204)

Sida Page	Grupp Group	Utvändig backspegel, inifrån ställbar	External rear view mirror, remote control	Illustration 11982 1980–04	1900
130	8				

Pos. Fig.	Antal/Quantity				Artikel nr Part No	Benämning	Description	Sats Kit	B P S R	Anmärkning Notes	
1	1	–	–	–	283281-4	Backspegel, blåtonat konvext glas	Rear view mirror blue–tinted convex glass		8	4) EXCL USA, CAN, EEC	1010 1020
	1	–	–	–	283282-2	Backspegel, blåtonat konvext glas	Rear view mirror blue–tinted convex glass		8	4) EEC	1030 1040
	1	–	–	–	283283-0	Backspegel, blåtonat plant glas	Rear view mirror blue–tinted flat glass		8	4) USA, CAN	1050 1060
2	1	–	–	–	1203646-3	.Backspegelhuvud, blåtonat konvext glas	.Mirror head, blue–tinted convex glass			EXCL USA, CAN	1070 1080
	1	–	–	–	1203647-1	.Backspegelhuvud, blåtonat plant glas	.Mirror head, blue–tinted flat glass			USA, CAN	1090 1100
3	1	–	–	–	1203272-8	..Kulskål	..Ball race				10
4	–	–	–	–		..Kulled	..Ball joint		8		.20
5	1	–	–	–	946710-1	..Skruv	..Screw				1130
6	1	–	–	–	1203396-5	.Spegelarm	.Mirror arm				1140
7	1	–	–	–	1203297-5	.Axel	.Axle				1150
8	1	–	–	–	1203379-1	.Ledtapp	.Pivot pin				1160
9	1	–	–	–	1203662-0	.Bricka	.Washer				70
10	1	–	–	–	1203378-3	.Stödbricka	.Support washer				30
11	1	–	–	–	1203663-8	.Vikbleck	.Tab washer				1190
12	1	–	–	–	1203380-9	.Mutter	.Nut				1200
13	1	–	–	–	1203298-3	.Styrhylsa	.Guide bushing				1210
14	1	–	–	–	1203377-5	.Flänsring	.Flange washer				1220
15	1	–	–	–	1203295-9	.Platta	.Plate				1230
16	1	–	–	–	1203296-7	.Styrbana	.Guide way				1240
17	2	–	–	–	946828-1	.Skruv	.Screw				1250
18	1	–	–	–	1203293-4	.Glidplatta	.Slide plate				1260
19	1	–	–	–	1203299-1	.Låsbygel	.Locking clamp				1270
20	1	–	–	–	1203294-2	.Låspinne	.Locking pin				1280
21	1	–	–	–	1203383-3	.Handtag med låstapp	.Handle with lock pin				1290
22	1	–	–	–	1203384-1	.Bälg	.Boot				1300
23	1	–	–	–	1203385-8	.Bygelskydd	.Lock clamp protection				1310
24	1	–	–	–	1203387-4	.Banskydd	.Guide way protection				1320

4. Ej standardutrustning. Säljes som tillbehör. Optional extra. N'est pas equipement standard. Est vendur comme accessoire. Nicht serienmässig. Verkauf als Zubehör. No forma parti del equipo standard. Se vende como accesorio.

1

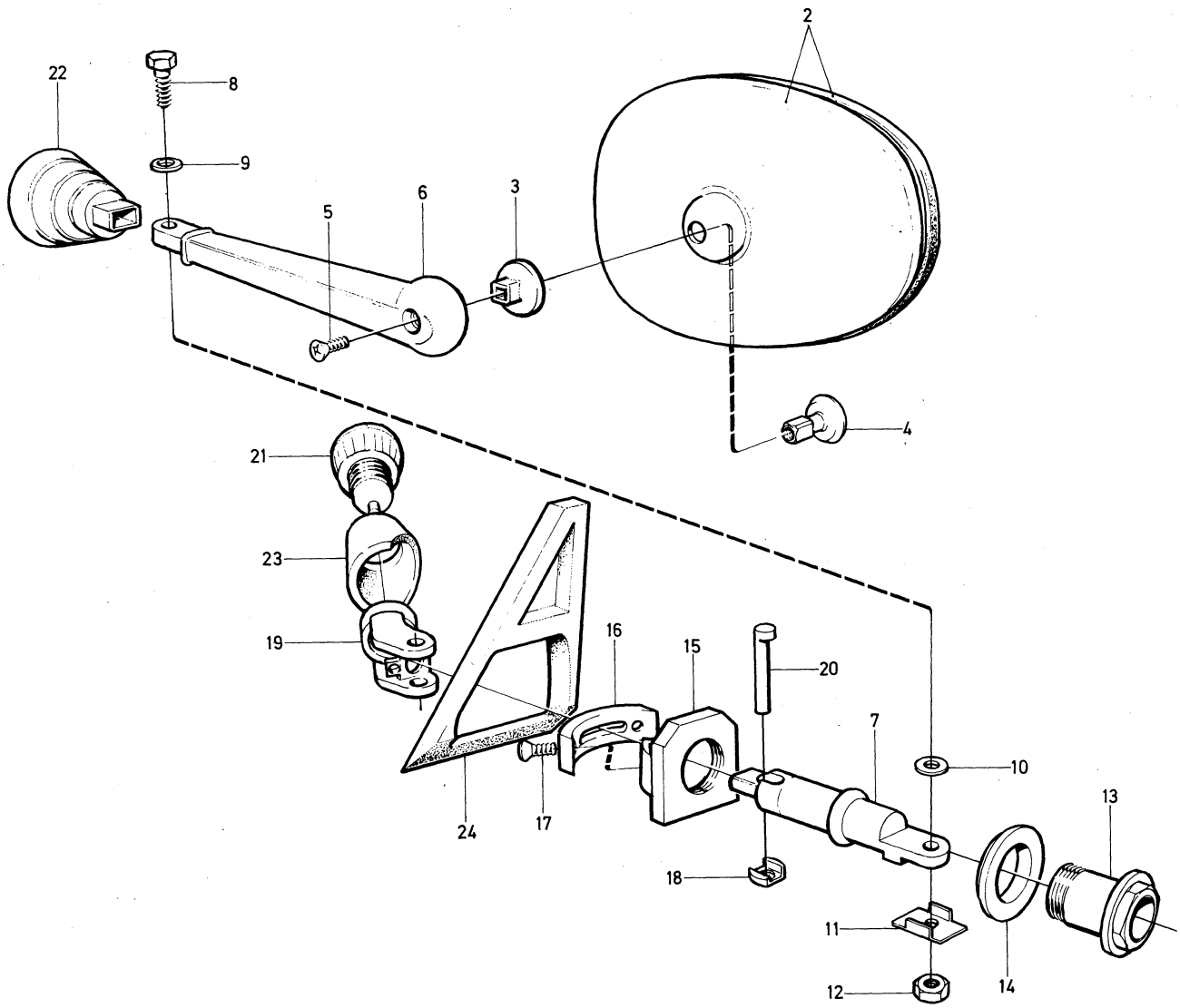

VOLVO PARTS
1 080 11982

Sida Page	Grupp Group	Utvändiga prydnadsdetaljer / GT utförande	Exterior trim / GT model	Illustration 10323 1980–04	1950
132	8				

Pos. Fig.	Antal/Quantity 142	144			Artikel nr Part No	Benämning	Description	Sats Kit	B P S R	Anmärkning Notes	
	1	–	–	–	282675-8	GT stripe sats	GT stripe kit		8	4) ALT 1 SVART–VIT	1010
	1	–	–	–	282676-6	GT stripe sats	GT stripe kit		8	4) ALT 2 VIT–SVART	1020
	–	1	–	–	282677-4	GT stripe sats	GT stripe kit		8	4) ALT 1 SVART–VIT	1030
	–	1	–	–	282678-2	GT stripe sats	GT stripe kit		8	4) ALT 2 VIT–SVART	1040
1	1	1	–	–		.GT stripe, V	.GT stripe, L	S			1050
	1	1	–	–		.GT stripe, H	.GT stripe, R	S			1060
2	1	1	–	–		.GT stripe, V	.GT stripe, L	S			1070
	1	1	–	–		.GT stripe, H	.GT stripe, R	S			1080
3	–	1	–	–		.GT stripe, V	.GT stripe, L	S			1090
	–	1	–	–		.GT stripe, H	.GT stripe, R	S			1100
4	1	1	–	–		.GT stripe, V	.GT stripe, L	S			1110
	1	1	–	–		.GT stripe, H	.GT stripe, R	S			.0
	1	1	–	–	282754-1	GT stripe sats	GT stripe kit		8	4) ALT 1 SVART–VIT	1130
	1	1	–	–	282755-8	GT stripe sats	GT stripe kit		8	4) ALT 2 VIT–SVART	1140
5	1	1	–	–		.GT stripe, V	.GT stripe, L	S			1150
	1	1	–	–		.GT stripe, H	.GT stripe, R	S			1160

4. Ej standardutrustning. Säljes som tillbehör. Optional extra. N'est pas equipement standard. Est vendur comme accessoire. Nicht serienmässig. Verkauf als Zubehör. No forma parti del equipo standard. Se vende como accesorio.



VOLVO PARTS
1 080 10323

Sida Page	Grupp Group	Instrumentbräda	Instrument panel	Illustration	2000
134	8			12095 1980–04	

	Pos. Fig.	Antal/Quantity				Artikel nr Part No	Benämning	Description	Sats Kit	B P S R	Anmärkning Notes	
		–	–	–	–		Instrumentbräda	Instrument panel		8		0020
x	1	1	–	–	–	1215234-4	.Stoppning, övre	.Upholstery, upper		5	(685771) VST	0040
		1	–	–	–	685772-6	.Stoppning, övre	.Upholstery, upper			HST	0060
	2	1	–	–	–	685779-1	.Stoppning, nedre, V	.Upholstery, lower, L			VST	0080
		1	–	–	–	685780-9	.Stoppning, nedre, H	.Upholstery, lower, R			HST	0100
x	3	1	–	–	–	1234795-1	.Stoppning, nedre, H	.Upholstery, lower, R		4	(685784) VST	0120
		1	–	–	–	685783-3	.Stoppning, nedre, V	.Upholstery, lower, L			HST	0140
	4	1	–	–	–	1210645-6	.Balk, V	.Member, L			VST	0160
		1	–	–	–	1210646-4	.Balk, H	.Member, R			HST	0180
x	5	1	–	–	–	1215240-1	.Balk, mittendel	.Member, centre section		5	(685907)	0200 [illegible]
x	6	1	–	–	–	1215239-3	.Balk, H	.Member, R		5	(685902) VST	[illegible]
x		1	–	–	–	1215260-9	.Balk, V	.Member, L		5	(1214163) HST	0240
	7	–	–	–	–	1210660-5	.Livplåt, instrumentdel	.Web plate, instrument section		8	142 VST CH–367997 144 VST CH –394256 145 VST CH –188687 ERS AV 1 ST 1214709–6, 1 ST 1214707–0	0260 0280 0300 [illegible] [illegible]
		1	–	–	–	1215124-7	.Livplåt, instrumentdel	.Web plate, instrument section		8	(1214709) 142 VST CH 367998–393949 144 VST CH 394257–427999 145 VST CH 188688–210049 ERS AV 1 ST 1215241–9, 1 ST 1214707–0	0360 0380 0400 0420 0440 0460 0480 0500 0520
		1	–	–	–	1215124-7	.Livplåt, instrumentdel	.Web plate instrument section		8	142 VST CH 393950– 144 VST CH 428000– 145 VST CH 210050– ERS AV 1 ST 1215241–9, 1 ST 1214707–0	0540 0560 0580 0600 0620
		1	–	–	–	1215125-4	.Livplåt, instrumentdel	.Web plate			(1214710)	0640 0641
	8	4	–	–	–	1210286-9	..Clips	..Clip				0660
	9	1	–	–	–	1214653-6	.Livplåt, mittendel	.Web plate centre section			VST (1210668)	0680 0700
		1	–	–	–	1214654-4	.Livplåt, mittendel	.Web plate, centre section			HST (1210669)	[illegible] [illegible]
	10	8	–	–	–	1210286-9	..Clips	..Clip				0760
x	11	1	–	–	–	1215243-5	.Livplåt, handskfacksdel	.Web plate, glove box section		5	VST (1215126)	0780 0800
		1	–	–	–	1215127-0	.Livplåt, handskfacksdel	.Web plate, glove box section		8	HST (1214712)	0840 [illegible]
	12	4	–	–	–	1210286-9	..Clips	..Clip				[illegible]
	13	4	–	–	–	684223-1	.Ventil	.Valve				1000
	14	8	–	–	–	950021-6	.Skruv	.Screw			TID UTF UNC NR 10	1020
		8	–	–	–	946479-3	.Skruv, självgängande	.Screw, tapping			SEN UTF	1040
	15	17	–	–	–	950045-5	.Skruv	.Screw				1060
	16	1	–	–	–	950018-2	.Skruv	.Screw			TID UTF UNC NR 10	1080
		1	–	–	–	946479-3	.Skruv, självgängande	.Screw, tapping			SEN UTF	1100
	17	2	–	–	–	955127-6	.Skruv	.Screw				1120
	18	2	–	–	–	945805-0	.Fjädermutter	.Springnut		8		1140
x	19	1	–	–	–	1215617-0	Konsol, V	Bracket, L		4	(1211445)	1160
x		1	–	–	–	1215231-0	Konsol, H	Bracket, R		5	(1211446)	1180
	20	4	–	–	–	940113-4	Skruv	Screw				1200
	21	4	–	–	–	941907-8	Fjädrande bricka	Resilient washer				1220
	22	6	–	–	–	950045-5	Skruv	Screw				1240
	23	1	–	–	–	684502-8	Instrumentbräda, främre del	Instrument panel, forward section				1260 1280
	24	3	–	–	–	686301-3	Bussning	Bushing				1300
	25	8	–	–	–	950045-5	Skruv	Screw				1320
x	26	1	–	–	–	1259802-5	Tätningslist	Seal moulding		4	(1214223)	1340

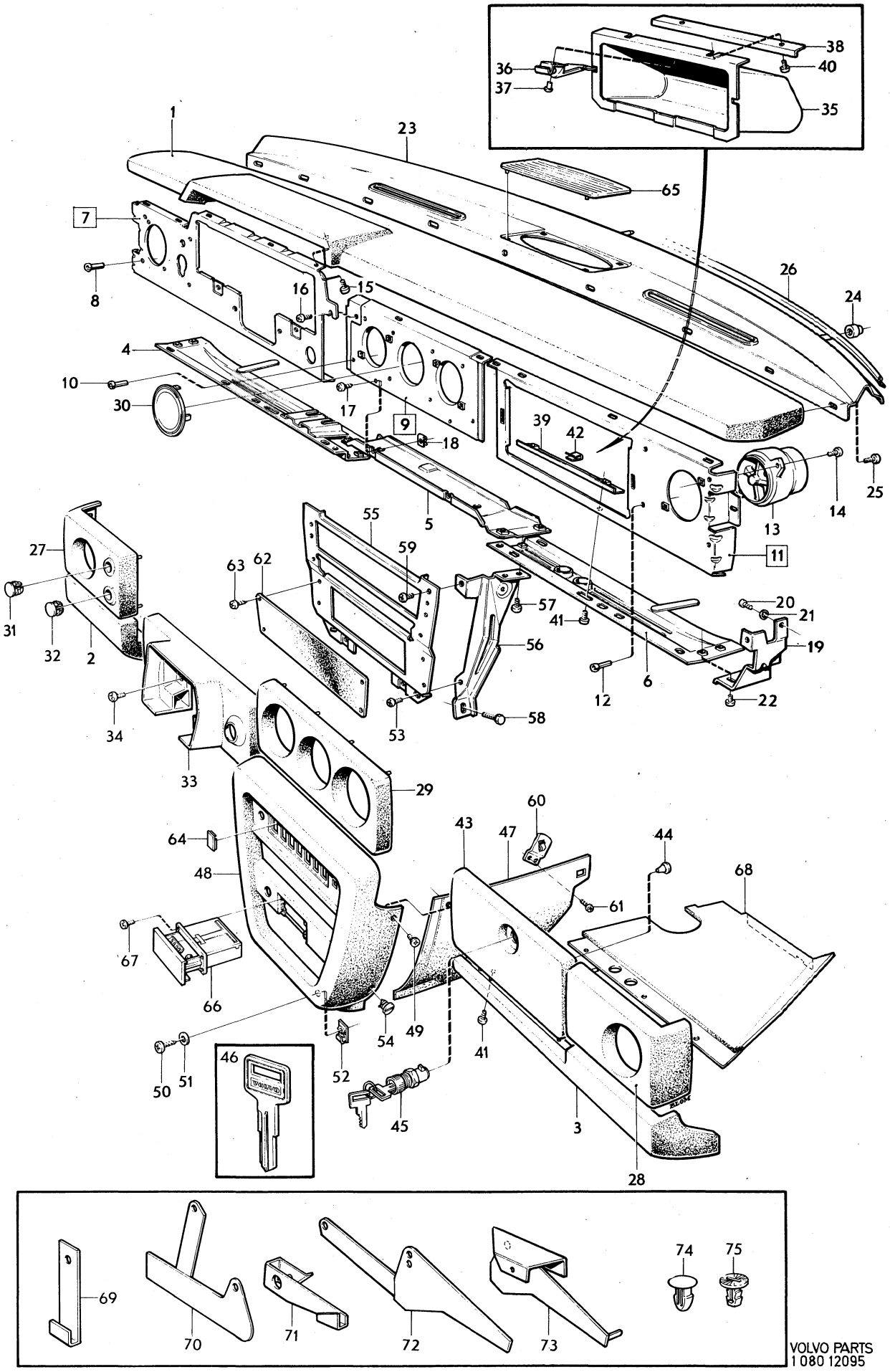

VOLVO PARTS
1 080 12095

Sida Page	Grupp Group	Instrumentbräda	Instrument panel	Illustration	2000
136	8			12095 1980–04	

Pos. Fig.	Antal/Quantity				Artikel nr Part No	Benämning	Description	Sats Kit	B P S R	Anmärkning Notes	
27	1	–	–	–	685798-1	Hörnklots, V	Corner block, L			VST EXCL CAN	1360
	1	–	–	–	1214258-4	Hörnklots, V	Corner block, L			VST CAN	1380
	1	–	–	–	685799-9	Hörnklots, H	Corner block, R			HST	1400
28	1	–	–	–	1210675-3	Hörnklots, H	Corner block, R			VST EXCL CAN	1420
	1	–	–	–	1214257-6	Hörnklots, H	Corner block, R			VST CAN	1440
	1	–	–	–	1210676-1	Hörnklots, V	Corner block, L			HST	1460
29	1	–	–	–	685800-5	Mellanklots	Centre block			EXCL CAN	1480
	1	–	–	–	1214255-0	Mellanklots	Centre block			CAN	1500
30	1	–	–	–	1214014-1	Lock	Cover			BAS. 145 HT.	1520
31	1	–	–	–	1210681-1	Bussning	Bushing			B20E, F	1540
	2	–	–	–	1210681-1	Bussning	Bushing			B20A, B	[illegible]
32	1	–	–	–	1215583-4	Propp	Plug			(1210723)	[illegible]
										B20E,F EXCL CAN	1600
	1	–	–	–	1215584-2	Propp	Plug			B20E,F CAN	1700
33	1	–	–	–	685801-3	Bygelklots	Brace block			142 VST CH –367997	1780
										144 VST CH –394256	1800
										145 VST CH –188687	[illegible]
	1	–	–	–	1214707-0	Bygelklots	Brace block			142 VST CH 367998–	[illegible]
										144 VST CH 394257–	1860
										145 VST CH 188688–	1880
	1	–	–	–	1210709-0	Bygelklots	Brace block			HST	1900
34	2	–	–	–	950044-8	Skruv	Screw			VST TID UTF UNC 1/4	1920
	2	–	–	–	946496-7	Skruv	Screw			VST SEN UTF UNC NR 10	1940
	2	–	–	–	950044-8	Skruv	Screw			HST	1960
	1	–	–	–	1210650-6	Handskfack, kmpl	Glove box, cpl			VST	1980
	1	–	–	–	1214461-4	Handskfack, kmpl	Glove box, cpl			HST	2000
35	–	–	–	–		.Handskfack	.Glove box		8		2020
36	–	–	–	–		.Kontaktbleck	.Contact fitting		8		2040
37	–	–	–	–		.Nit	.Rivet		8		2060
38	–	–	–	–		.Förstyvning	.Stiffener		8		2080
39	1	–	–	–	1210651-4	Förstyvning	Stiffener			142 CH –443834	2100
										144 CH –496725	2120
										145 CH –253266	2140
40	2	–	–	–	950045-5	Skruv	Screw				2160
41	2	–	–	–	950046-3	Skruv	Screw				2180
42	1	–	–	–	192366-3	Hållare	Retainer			142 CH –443834	2200
										144 CH –496725	2220
										145 CH –253266	[illegible]
	2	–	–	–	941975-5	Fjädermutter	Spring nut			142 CH 443835–	[illegible]
										144 CH 496726–	2280
										145 CH 253267–	2300
43	1	–	–	–	1214262-6	Handskfacklucka	Lid			EXCL CAN	2320
	1	–	–	–	1214263-4	Handskfacklucka	Lid			CAN	2340
44	2	–	–	–	1210673-8	.Buffert	.Cushion				[illegible]
45	1	–	–	–	1213238-7	Lås med två nycklar	Lock with two keys			1)	[illegible]
46	ERF	–	–	–	1213202-3	Nyckel, ämne	Key, blank				2400
47	1	–	–	–	685857-5	Lucka, V	Lid, L			UCOMBU	2420
	1	–	–	–	1215512-3	Lucka, V	Lid, L		5	(1210682) MCOMBU	2440
	1	–	–	–	685858-3	Lucka, H	Lid, R			UCOMBU	2460
	1	–	–	–	1215513-1	Lucka, H	Lid, R		5	(1210683) MCOMBU	2480
48	1	–	–	–	685850-0	Reglagepanel	Panel				2500
49	2	–	–	–	945525-4	Skruv	Screw				2520

1. Låscylindersats bestående av 4 st låscylindrar (dörr V och H, baklucka samt handskfack) med 2 st gemensamma nycklar beställes under det.nr 1213540. Lock cylinder kit consisting of 4 lock cylinders (left and right doors, luggage compartement and glove box) with two common keys has Kit No. 1213540. Le jeu de cylindres de fermeture se compose de 4 cylindres de fermeture (porte G et D, porte de coffre à bagages et boite à gants) ayant 2 clés communes. Ces cylindres de fermeture sont commandés sous le no de dét. 1213540. Der Schlosszylindersats besteht aus 4 Schlosszylindern (Tür links und rechts, Kofferraumdeckel sowie Handschuhkasten) mit 2 gemeinsamen Schlüsseln sind unter der Ersatzteilnummer 1213540 zu bestellen. El juego del cilindro de carradura se compone de 4 cilindros de carradura (puertas izq. y der., tapa baúl y guantera), con 2 llaves comunes. Se solicita bajo el número de detalle 1213540.

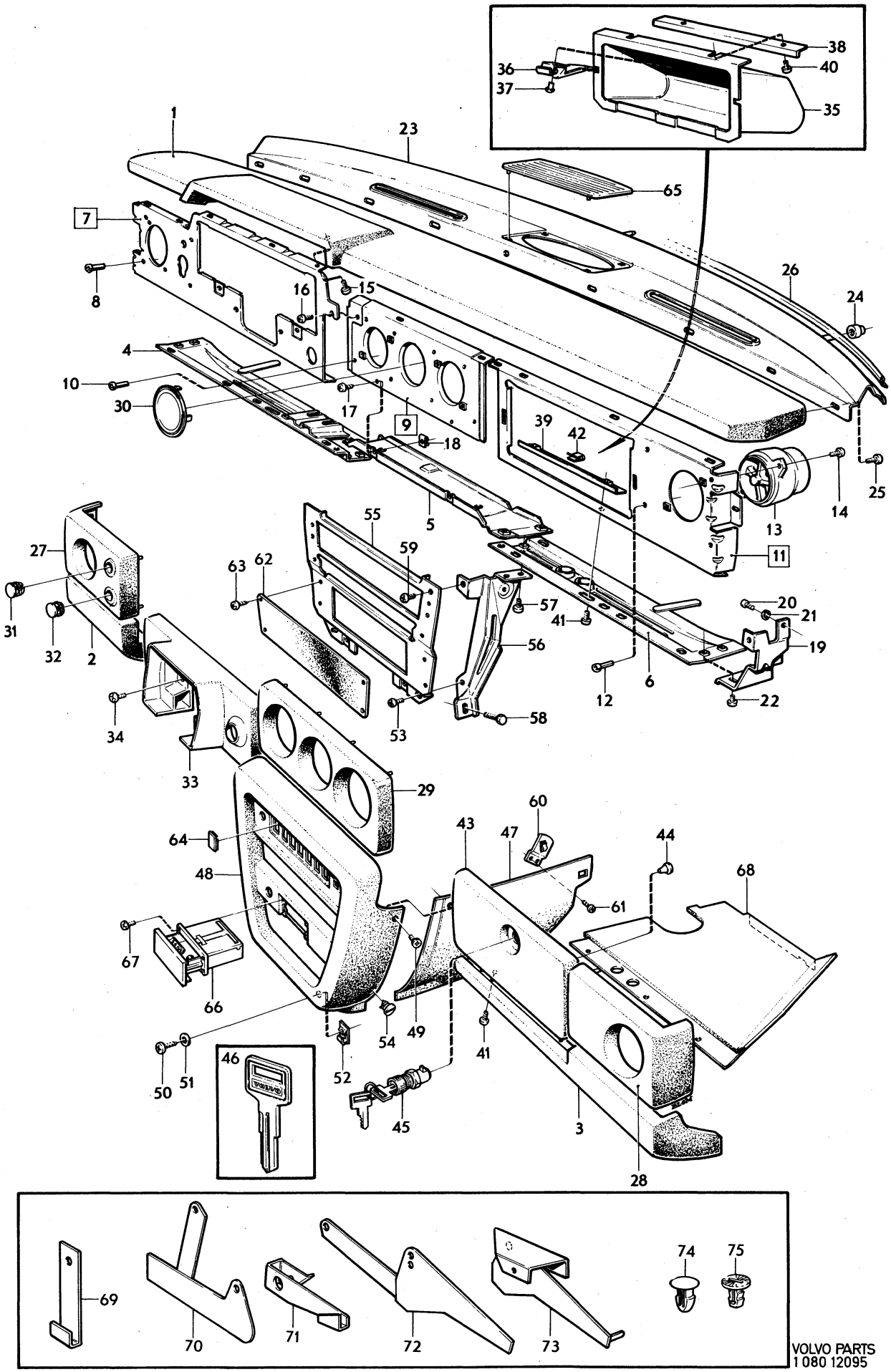

VOLVO PARTS
1 080 12095

Sida Page	Grupp Group	Instrumentbräda	Instrument panel	Illustration	2000
138	8			12095 1980–04	

	Pos. Fig.	Antal/Quantity				Artikel nr Part No	Benämning	Description	Sats Kit	B P S R	Anmärkning Notes	
	50	2	–	–	–	958238-8	Skruv	Screw				2540
	51	2	–	–	–	955892-5	Bricka	Washer				2560
	52	2	–	–	–	120401-5	Fjädermutter	Spring nut				2580
	53	2	–	–	–	950045-5	Skruv	Screw				2600
x	54	2	–	–	–	1234286-1	Clips	Clip		3	(685763)	2620
	55	1	–	–	–	1215365-6	Frontplåt	Front plate		5	(1210684)	2640
x	56	1	–	–	–	1215227-8	Stöd, V	Support, L		5	(1210678)	2660
x		1	–	–	–	1215228-6	Stöd, H	Support, R		5	(1210679)	2680
	57	4	–	–	–	950045-5	Skruv	Screw				2700
	58	2	–	–	–	942624-8	Skruv	Screw				2720
	59	2	–	–	–	950045-5	Skruv	Screw				2[illegible]
	60	1	–	–	–	1212470-7	Konsol	Bracket			MCOMBU	2[illegible]
	61	2	–	–	–	941739-5	Skruv	Screw			MCOMBU	2780
	62	1	–	–	–	1210686-0	Täckpanel	Panel				2800
	63	4	–	–	–	955126-8	Skruv	Screw				2820
	64	ERF	–	–	–	1210690-2	Lock	Cover				2840
	65	1	–	–	–	1214061-2	Högtalargaller	Loudspeaker grille				28[illegible]
	66	1	–	–	–	1210687-8	Askkopp	Ash–tray				2[illegible]
	67	4	–	–	–	955154-0	Skruv	Screw				2900
		–	–	–	–		Paneler	Panels		8	142 CH –393949	2920
											144 CH –427999	2940
											145 CH –210049	2960
	68	1	–	–	–	1213646-1	.Panel, V	.Panel, L		6	VST UCOMBU.	2980
											ERS AV 1 ST 1254470–6	3000
											1 ST 1203785–9.	3020
		1	–	–	–	1213648-7	.Panel, V	.Panel, L		3	HST UCOMBU,	3040
											ERS AV 1 ST 1203605–9,	3060
											1 ST 1203785–9	3080
		1	–	–	–	1213650-3	.Panel, V	.Panel, L		6	VST MCOMBU,	3100
											ERS AV 1 ST 1203607–5,	3120
											1 ST 1203785–9	3140
		1	–	–	–	1213652-9	.Panel, V	.Panel, L			HST MCOMBU.	3160
											ERS AV 1 ST 1203609–1	3180
											1 ST 1203785–9.	3200
		1	–	–	–	1213647-9	.Panel, H	.Panel, R			VST UCOMBU	3220
											ERS AV 1 ST 1254473–0	3240
											1 ST 1203787–5	3260
		1	–	–	–	1213649-5	.Panel, H	.Panel, R		4	HST UCOMBU,	32[illegible]
											ERS AV 1 ST 1203606–7,	3[illegible]
											1 ST 1203788–3	3320
		1	–	–	–	1213651-1	.Panel, H	.Panel, R		3	VST MCOMBU,	3340
											ERS AV 1 ST 1203608–3	3360
		1	–	–	–	1213653-7	.Panel, H	.Panel, R		6	HST MCOMBU.	3400
											ERS AV 1 ST 1203610–9,	34[illegible]
											1 ST 1203788–3	3[illegible]
		–	–	–	–		Paneler	Panels		8	142 CH 393950–	3460
											144 CH 428000–	3480
											145 CH 210050–	3500
		1	–	–	–	1203603-4	.Panel, V	.Panel, L			VST UCOMBU,	3520
											ERS AV 1 ST 1254470–6	3540
		1	–	–	–	1203605-9	.Panel, V	.Panel, L			HST UCOMBU	3560
		1	–	–	–	1203607-5	.Panel, V	.Panel, L			VST MCOMBU	3580
		1	–	–	–	1203609-1	.Panel, V	.Panel, L			HST MCOMBU	3600
		1	–	–	–	1203604-2	.Panel, H	.Panel, R			VST UCOMBU,	3620
											ERS AV 1 ST 1254473–0	3640
		1	–	–	–	1203606-7	.Panel, H	.Panel, R			HST UCOMBU	3660
		1	–	–	–	1203608-3	.Panel, H	.Panel, R			VST MCOMBU	3680
		1	–	–	–	1203610-9	.Panel, H	.Panel, R			HST MCOMBU	3700
	69	1	–	–	–	1213886-3	Fäste, V	Anchorage, L			VST TID UTF	3720
		1	–	–	–	1213887-1	Fäste, V	Anchorage, L			HST UCOMBU TID UTF	3740
		1	–	–	–	1203290-0	Fäste, V	Anchorage, L			HST MCOMBU TID UTF	3760
	70	1	–	–	–	1203785-9	Fäste, V	Anchorage, L		5	(1203559) SEN UTF	3780
	71	1	–	–	–	1213888-9	Fäste, H	Anchorage, R			TID UTF	3800

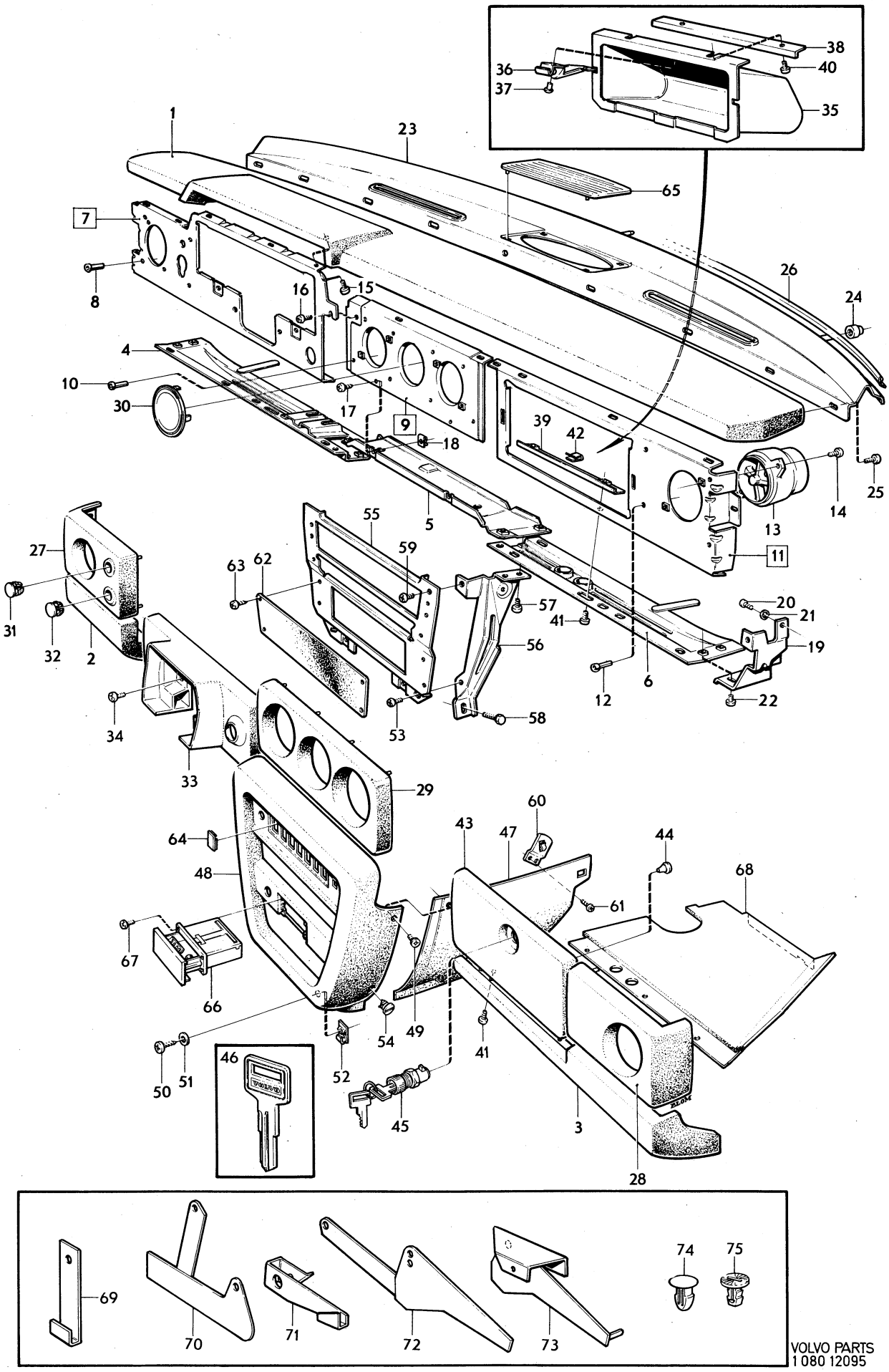
1
2
3
4
5
6
7
8
9
10
11
12
13
14
15
16
17
18
19
20
21
22
23
24
25
26
27
28
29
30
31
32
33
34
35
36
37
38
39
40
41
42
43
44
45
46
47
48
49
50
51
52
53
54
55
56
57
58
59
60
61
62
63
64
65
66
67
68
69
70
71
72
73
74
75
VOLVO PARTS
1 080 12095

Sida Page	Grupp Group	Instrumentbräda	Instrument panel	Illustration	2000
140	8			12095 1980–04	

Pos. Fig.	Antal/Quantity				Artikel nr Part No	Benämning	Description	Sats Kit	B P S R	Anmärkning Notes	
72	1	–	–	–	1203787-5	Fäste, H	Anchorage, R		5	(1203562) VST UCOMBU SEN UTF	3820 3840
73	1	–	–	–	1203564-8	Fäste, H	Anchorage, R		8		3860
	1	–	–	–	1203788-3	Fäste, H	Anchorage, R		5	(1203563) HST SEN UTF	3880
x 74	6	–	–	–	948690-3	Clips	Clip		2	(945790)	3900
75	6	–	–	–	1203602-6	Clips	Clip			SEN UTF	3920

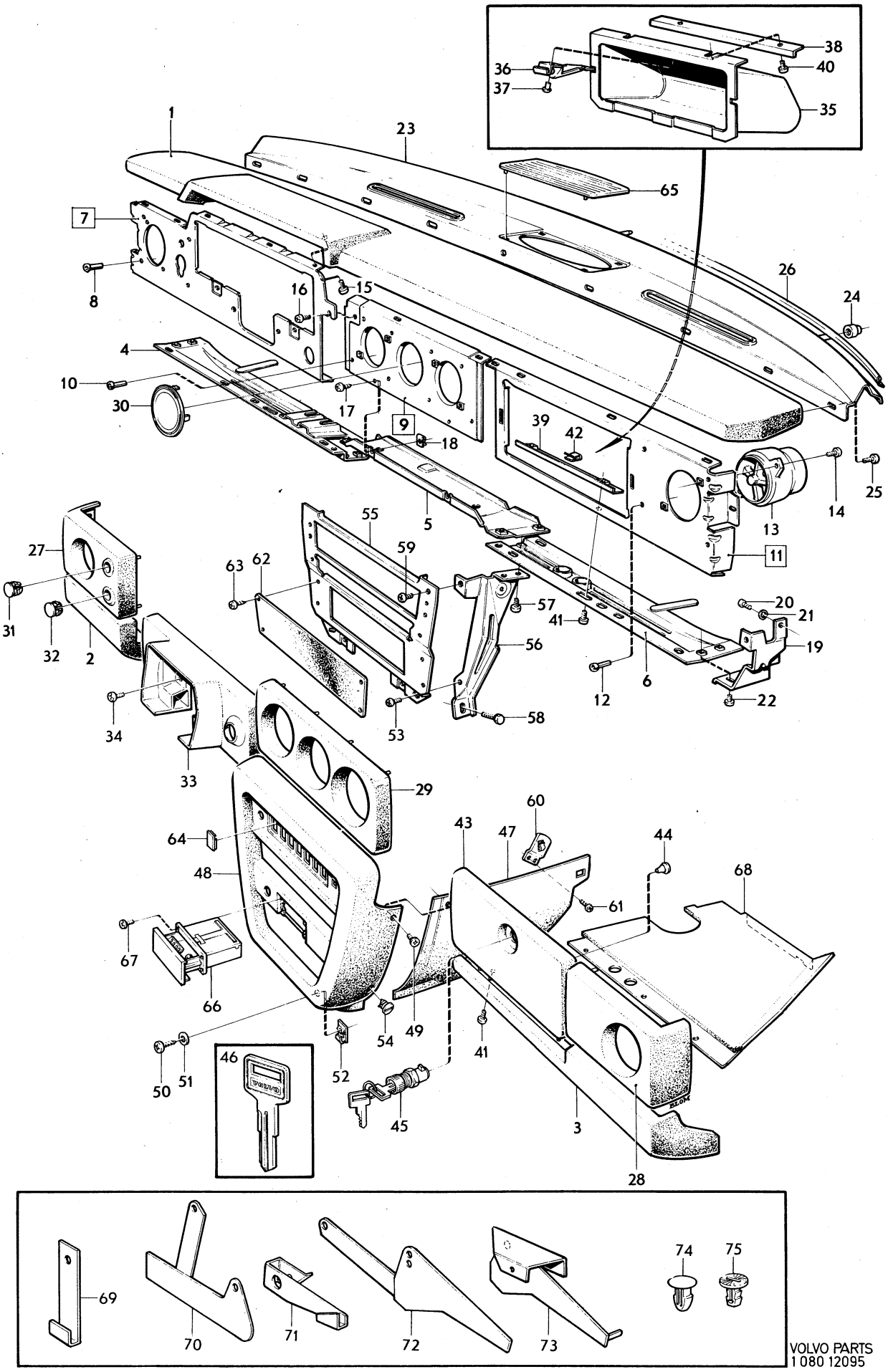

VOLVO PARTS
1 080 12095

Sida Page	Grupp Group	Inre utrustning	Interior equipment	Illustration	2050
142	8			13610 1980–04	

	Pos. Fig.	Antal/Quantity				Artikel nr Part No	Benämning	Description	Sats Kit	BPSR	Anmärkning Notes	
	1	2	–	–	–	678753-5	Askkopp	Ash–tray			142	1010
		2	–	–	–	676337-9	Askkopp	Ash–tray			144, 145	1020
	2	2	–	–	–	677061-4	.Låda	.Box		8		1030
x	3	1	–	–	–	1221267-6	Solskydd, V	Sunvisor, L			(1210412) VST STD	1035
x		1	–	–	–	1221270-0	Solskydd, V	Sunvisor, L			(1210412) HST STD	1040
x		1	–	–	–	1225674-9	Solskydd, V	Sunvisor, L		3	SPEC UTF 5450	1041
											(1210416)	1042
x		1	–	–	–	1221269-2	Solskydd, H	Sunvisor, R			(1210413) VST STD	1045
x		1	–	–	–	1221268-4	Solskydd, H	Sunvisor, R			(1210413) HST STD	1050
x		1	–	–	–	1225675-6	Solskydd, H	Sunvisor, R		3	SPEC UTF 5450	1051
											(1210417)	[illegible]
	4	6	–	–	–	955138-3	Skruv	Screw				[illegible]
	5	2	–	–	–	680128-6	Stöd	Support				1070
	6	4	–	–	–	955138-3	Skruv	Screw				1080
	7	1	–	–	–		Backspegel med	Rear view mirror		8	142, 144, 145 NT HV	1090
							monteringsdetaljer	with installation			145 NT VARU SEN UTF	1100
								components				[illegible]
	8	1	–	–	–	1207718-6	.Backspegel, vit	.Rear view mirror, white			TID UTF	[illegible]
		1	–	–	–	1224135-2	.Backspegel, svart	.Rear view mirror, black		2	SEN UTF	1125
	9	1	–	–	–	1221025-8	.Fästplatta, vit	.Anchorage plate, white			TID UTF	1130
		1	–	–	–	1224136-0	.Fästplatta, svart	.Anchorage plate, black		3	SEN UTF	1135
	10	3	–	–	–	955174-8	.Skruv	.Screw				1140
	11	2	–	–	–	681447-9	.Låspinne	.Lock pin				1150
	12	1	–	–	–		Backspegel med	Rear view mirror		8	145 HT. 145 NT VARU.	1160
							monteringsdetaljer	with installation			TID UTF	1161
								components				1162
	13	1	–	–	–	681736-5	.Backspegel	.Rear view mirror				1190
	14	1	–	–	–	680845-5	.Hållare	.Retainer				1200
	15	2	–	–	–	950217-0	.Skruv	.Screw				1210
	16	1	–	–	–	679957-1	.Överfall	.Cap				1220
	17	1	–	–	–	676896-4	.Fjäder	.Spring				1230
	18	2	–	–	–	955138-3	.Skruv	.Screw				1240
		–	–	–	–		Instegshandtag med	Courtesy handle with		8	142 CH –OMKR 379675	1272
							monteringsdetaljer	installation components			144 CH –OMKR 409000	1273
											145 CH –OMKR 198600	1274
	19	2	–	–	–	677160-4	.Instegshandtag	.Courtesy handle			BAS, DE LUXE,	1280
											GRAND LUXE	1285
	20	8	–	–	–	192400-0	.Skruv	.Screw			BAS, DE LUXE,	[illegible]
											GRAND LUXE	[illegible]
		2	–	–	–	678961-4	.Instegshandtag	.Courtesy handle			MTL	1300
		1	–	–	–	678961-4	.Instegshandtag	.Courtesy handle			UTL	1301
		8	–	–	–	192400-0	.Skruv	.Screw			MTL	1310
		4	–	–	–	192400-0	.Skruv	.Screw			UTL	1311
		4	–	–	–	680538-6	.Plåtmutter	.Speed nut			MTL	[illegible]
		2	–	–	–	680538-6	.Plåtmutter	.Speed nut			UTL	[illegible]
	21	2	–	–	–	677156-2	.Klädhängare	.Clothes hook			BAS DE LUXE,	1330
											GRAND LUXE	1340
		–	–	–	–		Instegshandtag med	Courtesy handle with			142 CH OMKR 379675–	1350
							monteringsdetaljer	installation components			144 CH OMKR 409000–	1360
											145 CH OMKR 198600–	1370
	22	3	–	–	–	1204594-4	.Instegshandtag	.Courtesy handle			BAS, DE LUXE UTL,	1380
											GRAND LUXE UTL	1390
		4	–	–	–	1204594-4	.Instegshandtag	.Courtesy handle			MTL	1400
	23	12	–	–	–	192400-0	.Skruv	.Screw			BAS, DE LUXE UTL,	1410
											GRAND LUXE UTL	1420
	24	12	–	–	–	120085-6	.Bricka	.Washer			BAS, DE LUXE UTL	1425
											GRAND LUXE UTL	1426
		16	–	–	–	192400-0	.Skruv	.Screw			MTL	1430
		16	–	–	–	120085-6	.Bricka	.Washer			MTL	1435
	25	2	–	–	–	1210713-2	.Klädhängare	.Clothes hook			BAS, DE LUXE,	1440
											GRAND LUXE	1450

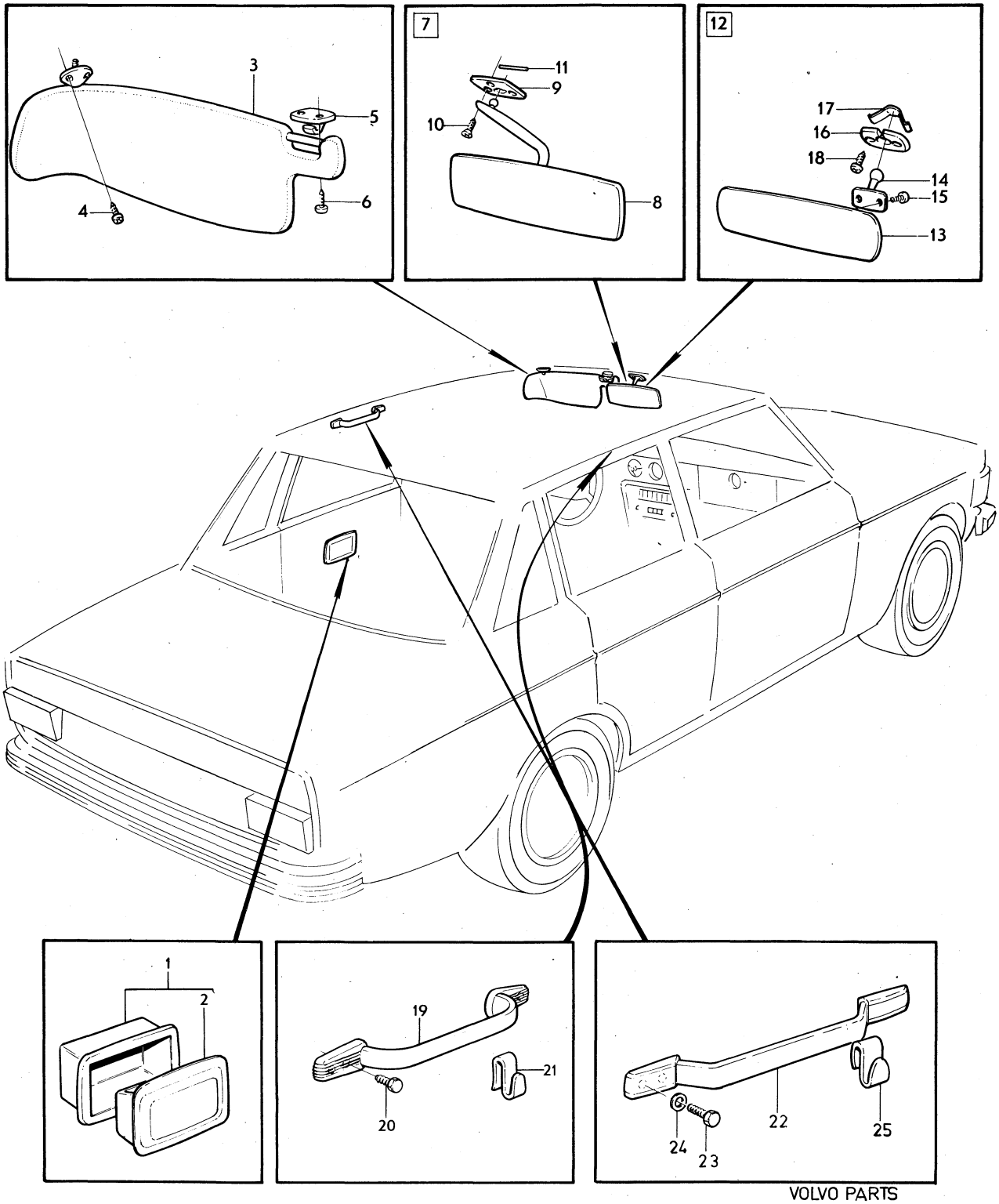

VOLVO PARTS
1 080 13610
(10172)

Sida Page	Grupp Group	Taxi utrustning	Taxi equipment	Illustration	2100
144	8			12208 1980–04	

Pos. Fig.	Antal/Quantity				Artikel nr Part No	Benämning	Description	Sats Kit	B P S R	Anmärkning Notes	
1	–	–	–	–		Förarskydd	Driver hood		8		1010
2	1	–	–	–	649893-5	.Kåpa	.Hood				1020
3	1	–	–	–	649909-9	.Stötskydd, rött	.Shock pad, red			ALT 1 ERS AV 248093–7	1030
	1	–	–	–	649910-7	.Stötskydd, blått	.Shock pad, blue			ALT 2 ERS AV 248093–7	1040
	1	–	–	–	248093-7	.Stötskydd, svart	.Shock pad, black		6	ALT 3	1045
4	8	–	–	–	950020-8	.Skruv	.Screw				1050
5	8	–	–	–	960138-6	.Bricka	.Washer				1060
6	ERF	–	–	–	678238-7	.Kantskyddslist	.Edge moulding				1070
7	1	–	–	–	248042-4	Bricka, V	Washer, L			(649883)	1080
	1	–	–	–	248043-2	Bricka, H	Washer, R			(649882)	1090
8	2	–	–	–	248040-8	Bussning	Bushing			(649886)	1[illegible]
9	4	–	–	–	955141-7	Skruv	Screw				1[illegible]
10	2	–	–	–	955174-8	Skruv	Screw				1120
11	2	–	–	–	959058-9	Bricka	Washer				1130
12	2	–	–	–	674636-6	Cykelställ	Cycle rack			TID UTF.	1140
										ERS AV 248092–9	1145
13	2	–	–	–	248092-9	Cykelställ	Cycle rack		3	SEN UTF	1[illegible]
										ERS AV 248631–4	1[illegible]
14	2	–	–	–	248089-5	Konsol, övre	Bracket, upper		6	SEN UTF	1160
15	2	–	–	–	248090-3	Konsol, undre	Bracket, lower		6	SEN UTF	1170
16	2	–	–	–	944012-4	Skruv	Screw				1180
17	2	–	–	–	945457-0	Mutter	Nut				1190

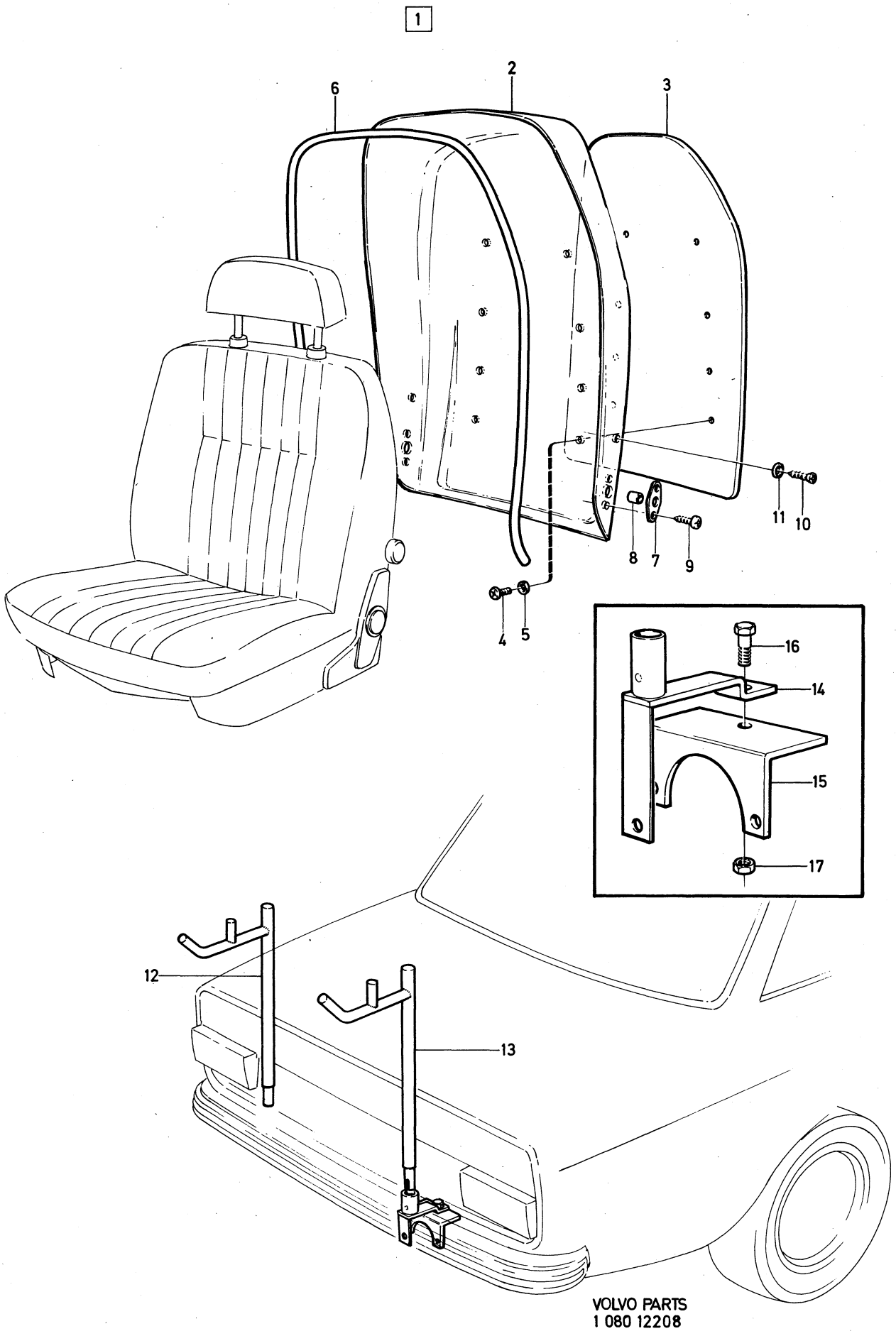
1
2
3
6
11
10
8
7
9
4
5
16
14
15
17
12
13
VOLVO PARTS
1 080 12208

Sida Page	Grupp Group	Mattor	Mats	Illustration	2150
		142 CH –393949. 144 CH –427999	142 CH –393949. 144 CH –427999	11130	
146	8	145 CH –210049	145 CH –210049	1980–04	

Pos. Fig.	Antal/Quantity VST	HST			Artikel nr Part No	Benämning	Description	Sats Kit	B P S R	Anmärkning Notes	
1	1	–	–	–	696270-8	Matta	Mat		8	16) KOMB 540, 545	1010
										551, 670, 675, 681,	1020
										876, 881	1030
	1	–	–	–	697595-7	Matta	Mat		8	17) KOMB 540, 545	1040
										551, 670, 675, 681,	1050
										876, 881	1060
	–	1	–	–	696272-4	Matta	Mat		8	16) KOMB 540, 545	1070
										551, 670, 675, 681,	1080
										876, 881	1090
	–	1	–	–	697597-3	Matta	Mat		8	17) KOMB 540, 545	1100
										551, 670, 675, 681,	[illegible]
										876, 881	[illegible]
	1	–	–	–	696397-9	Matta	Mat		8	16) KOMB 541, 546, 549	1130
										671, 676, 679, 877,	1140
										882, 885	1150
	1	–	–	–	697599-9	Matta	Mat		8	17) KOMB 541, 546,549,	1160
										671, 676, 679, 877,	[illegible]
										882, 885	[illegible]
	–	1	–	–	696399-5	Matta	Mat		8	16) KOMB 541, 546,	1190
										549, 671, 676, 679,	1200
										877, 882, 885	1210
	–	1	–	–	697601-3	Matta	Mat			17) KOMB 541, 546,	1220
										549, 671, 676, 679,	1230
										877, 882, 885	1240
	1	–	–	–	696401-9	Matta	Mat		8	16) KOMB 542, 543,544,	1250
										547, 548, 550, 553,	1260
										672, 673, 674, 677,	1270
										678, 680, 684,	1280
										878, 883, 884, 886,	1290
	1	–	–	–	697603-9	Matta	Mat		8	17) KOMB 542, 544,	1300
										547, 550, 553, 672,	1310
										674, 677, 680, 684,	1320
										878, 883, 884	1330
	1	–	–	–	697643-5	Matta	Mat			17) KOMB 543, 548,	1340
										673, 678, 886	1350
	–	1	–	–	696403-5	Matta	Mat		8	16) KOMB 542, 543, 544	1360
										547, 548, 550, 553,	1370
										672, 673, 674, 677,	[illegible]
										678, 680, 684,	[illegible]
										878, 883, 884, 886	1400
	–	1	–	–	697605-4	Matta	Mat			17) KOMB 542, 544,	1410
										547, 550, 553, 672,	1420
										674, 677, 680, 684,	1430
										878, 883, 884	[illegible]
	–	1	–	–	697644-3	Matta	Mat		8	17) KOMB 543, 548,	[illegible]
										673, 678, 886	1460
	1	1	–	–	1210613-4	Gummimatta	Rubber mat			KOMB 552, 682, 888,	1470
										891, 894.	1480
										TAXI.	1490
2	2	2	–	–	1221320-3	Clips	Clip		8		1500
3	1	1	–	–	697074-3	Matta	Mat			16) KOMB 540, 545, 551	2010
										ERS AV 697615–3	2011
	1	1	–	–	697615-3	Matta	Mat			17) KOMB 540, 545, 551	2020
	1	1	–	–	697076-8	Matta	Mat		8	16) KOMB 541, 546, 549	2030
	1	1	–	–	697616-1	Matta	Mat			17) KOMB 541, 546, 549	2040

16. Tidigare utförande. Mattans undersida filtbelagd. Early prod. Felt back. Ancienne version. Dessous de tapis en feutre. Frühere Ausführung. Die Unterseite des Teppichs ist mit Filz verkleidet. Modelo anterior. La parte inferior de la mogueta con fieltro.
17. Senare utförande. Mattans undersida plastbelagd. Late prod. Plastic–coated back. Nouvelle version. Dessous de tapis en matière plastique. Spätere Ausführung. Die Unterseite des Teppichs ist mit Kunststoff verkleidet. Modelo último. La parte inferior de la mogueta de plástico

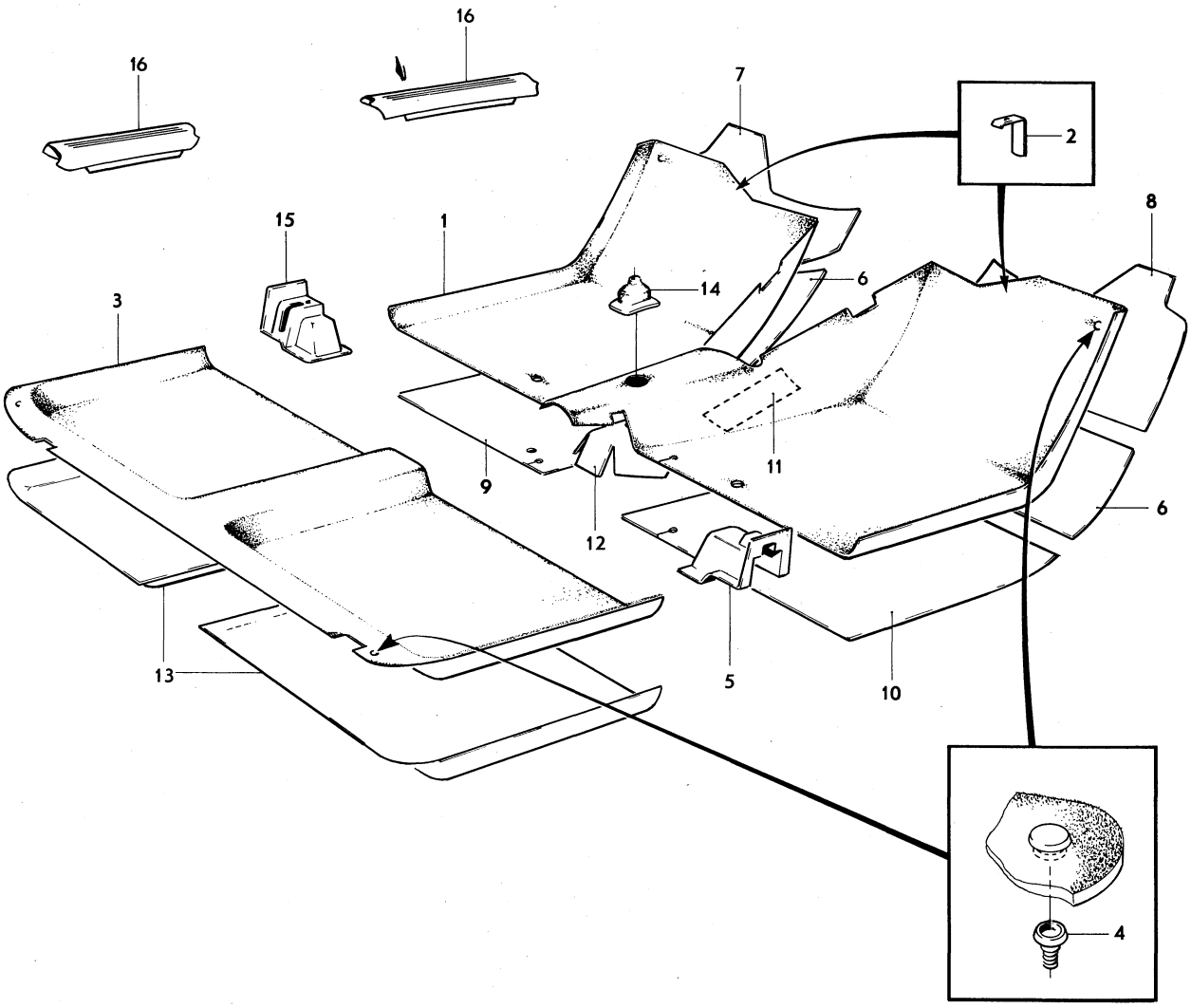

VOLVO PARTS
1 080 11130

Sida Page	Grupp Group	Mattor	Mats	Illustration	2150
		142 CH –393949. 144 CH –427999	142 CH –393949. 144 CH –427999	11130	
148	8	145 CH –210049	145 CH –210049	1980–04	

Pos. Fig.	Antal/Quantity VST	HST			Artikel nr Part No	Benämning	Description	Sats Kit	B P S R	Anmärkning Notes	
	1	1	–	–	697077-6	Matta	Mat		8	16) KOMB 542, 543, 544	2050
										547, 548, 550, 553	2051
	–	–	–	–						547, 548, 550, 553	2060
	1	1	–	–	697648-4	Matta	Mat			17) KOMB 543, 548, 553	2070
	1	1	–	–	697617-9	Matta	Mat		8	17) KOMB 542, 544,	2080
										547, 550	2090
	1	1	–	–	686260-1	Gummimatta	Rubber mat			KOMB 552, 891, 894,	2100
										TAXI	2110
	1	1	–	–	697069-3	Matta	Mat		8	16) KOMB 670, 675, 681	2120
	1	1	–	–	697611-2	Matta	Mat			17) KOMB 670, 675, 681	2130
	1	1	–	–	697071-9	Matta	Mat		8	16) KOMB 671, 676, 679	2[illegible]
	1	1	–	–	697612-0	Matta	Mat			17) KOMB 671, 676, 679	2150
	1	1	–	–	697072-7	Matta	Mat		8	16) KOMB 672, 673,674,	2160
										677, 678, 680, 684	2170
	1	1	–	–	697613-8	Matta	Mat		8	17) KOMB 672, 674,	2180
										677, 680, 684	2190
	1	1	–	–	697647-6	Matta	Mat			17) KOMB 673, 678	2[illegible]
	1	1	–	–	683740-5	Matta	Mat			KOMB 682	2210
	1	1	–	–	697074-3	Matta	Mat			16) KOMB 876, 881,	2220
										(697084)	2221
										ERS AV 697615–3	2222
	1	1	–	–	697619-5	Matta	Mat		3	17) KOMB 876, 881	2230
										ERS AV 697615–3	2235
	1	1	–	–	697076-8	Matta	Mat		8	(697086)	2240
										16) KOMB 877 882, 885	2241
	1	1	–	–	697616-1	Matta	Mat			(697620)	2250
										17) KOMB 877, 882, 885	2251
	1	1	–	–	697616-1	Matta	Mat			(697077)	2260
										16) KOMB 878, 883,	2261
										884, 886	2262
	–	–	–	–						883, 884, 886	2270
	1	1	–	–	697617-9	Matta	Mat		8	17) KOMB 878, 883,	2280
										884.	2290
										(697621)	2295
	1	1	–	–	697648-4	Matta	Mat			(697649)	2300
										17) KOMB 886	2301
4	ERF	ERF	–	–	94942-0	Fäste	Anchorage		8		2310
5	1	–	–	–	678093-6	Matta	Mat				2[illegible]
	–	1	–	–	678094-4	Matta	Mat				2[illegible]
6	2	2	–	–	1213183-5	Isoleringsmatta	Insulating matting				2340
7	1	1	–	–	1213184-3	Isoleringsmatta, V	Insulating matting, L				2350
8	1	1	–	–	1213185-0	Isoleringsmatta, H	Insulating matting, R				2360
9	1	1	–	–	1211181-1	Isoleringsmatta, V	Insulating matting, L				2370
10	1	1	–	–	1211182-9	Isoleringsmatta, H	Insulating matting, R				2[illegible]
11	4	4	–	–	685979-7	Isoleringsmatta	Insulating matting		8	B20E, F	2[illegible]
12	1	1	–	–	1211185-2	Isoleringsmatta	Insulating matting				2400
13	2	2	–	–	695160-2	Isoleringsmatta	Insulating matting				2410
14	–	–	–	–		Kåpa, växelspak	Boot, gear lever			SE GRUPP 4	2420
15	–	–	–	–		Kåpa, handbromsspak	Boot, handbrake lever			SE GRUPP 5	2430
16	–	–	–	–		Tröskelplåt	Sill plate			SE DÖRRDETALJER	2440
										SEE DOOR COMPONENTS	2450

16. Tidigare utförande. Mattans undersida filtbelagd. Early prod. Felt back. Ancienne version. Dessous de tapis en feutre. Frühere Ausführung. Die Unterseite des Teppichs ist mit Filz verkleidet. Modelo anterior. La parte inferior de la mogueta con fieltro.

17. Senare utförande. Mattans undersida plastbelagd. Late prod. Plastic–coated back. Nouvelle version. Dessous de tapis en matière plastique. Spätere Ausführung. Die Unterseite des Teppichs ist mit Kunststoff verkleidet. Modelo último. La parte inferior de la mogueta de plástico

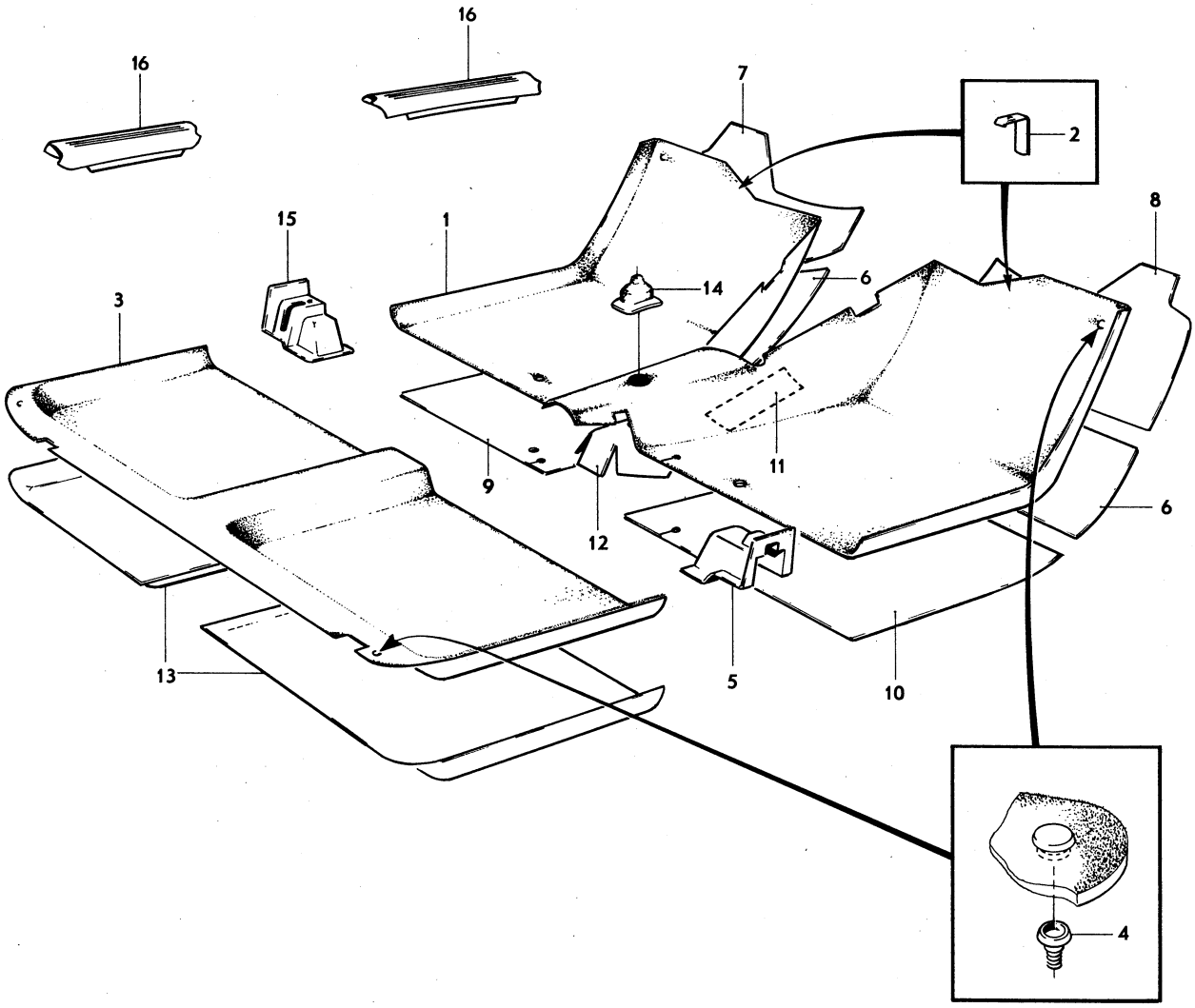

VOLVO PARTS
1 080 11130

Sida Page	Grupp Group	Mattor	Mats	Illustration	2175
150	8	142 CH 393950– 144 CH 428000– 145 CH 210050–	142 CH 393950– 144 CH 428000– 145 CH 210050–	13300 1980–04	

Pos. Fig.	Antal/Quantity VST	HST			Artikel nr Part No	Benämning	Description	Sats Kit	B P S R	Anmärkning Notes	
1	1	–	–	–	698265-6	Matta	Mat			KOMB 240, 245, 554,	0020
										559, 689, 694	0040
	–	1	–	–	698982-6	Matta	Mat		5	(698266)	0060
										142 KOMB 689, 694,	0080
										144 KOMB 554, 559,	0100
										145 NT KOMB 240, 245	0120
	1	–	–	–	698267-2	Matta	Mat			KOMB 241, 246, 555,	0140
										560, 690, 695	0160
	–	1	–	–	698984-2	Matta	Mat		5	(698268)	0180
										142 KOMB 690, 695,	0200
										144 KOMB 555, 560,	[illegible]
										145 NT KOMB 241, 246	[illegible]
	1	–	–	–	698279-7	Matta	Mat			24) KOMB 998, 999	0260
	1	–	–	–	698150-0	Matta	Mat			24) KOMB 999	0280
	1	–	–	–	698359-7	Matta	Mat			KOMB 243, 248, 256,	0300
										557, 562, 567, 668,	0320
										692, 697, 700	[illegible]
	–	1	–	–	698988-3	Matta	Mat		5	(698361)	[illegible]
										142 KOMB 668, 692,	0380
										697, 700,	0400
										144 KOMB 256, 557,	0420
										562, 567,	0440
										145 KOMB 243, 248	0460
	1	1	–	–	1210613-4	Gummimatta	Rubber mat			KOMB 251, 253, 255,	0480
										565, 667	0500
	1	–	–	–	698271-4	Matta	Mat			KOMB 257, 669	0520
	–	1	–	–	698990-9	Matta	Mat		5	(698272)	0540
										142 KOMB 669,	0560
										144 KOMB 257	0580
	1	–	–	–	698269-8	Matta	Mat			KOMB 556, 691	0600
	–	1	–	–	698986-7	Matta	Mat		5	(698270)	0620
										142 KOMB 691	0640
										144 KOMB 556	0660
2	2	2	–	–	1221320-3	Clips	Clip		8		0680
3	1	1	–	–	698092-4	Matta	Mat			KOMB 240, 245,	0700
	–	–	–	–						554, 559	0720
	1	1	–	–	697636-9	Matta	Mat			KOMB 241, 246	0740
	1	1	–	–	697648-4	Matta	Mat			KOMB 243, 248, 256,	[illegible]
										557, 562, 567	[illegible]
	1	1	–	–	686260-1	Gummimatta	Rubber mat			KOMB 251, 253, 255,	0800
										565, 667. TAXI.	0820
	1	1	–	–	698095-7	Matta	Mat			KOMB 257	0840
	1	1	–	–	697636-9	Matta	Mat			KOMB 555, 560	0860
	1	1	–	–	698094-0	Matta	Mat			KOMB 556	[illegible]
	1	1	–	–	697647-6	Matta	Mat			KOMB 668, 692, 697, 700	[illegible]
	1	1	–	–	698091-6	Matta	Mat			KOMB 669	0920
	1	1	–	–	698087-4	Matta	Mat			KOMB 689, 694	0940
	1	1	–	–	698089-0	Matta	Mat			KOMB 690, 695	0960
	1	1	–	–	698090-8	Matta	Mat			KOMB 691	0980
	1	–	–	–	698145-0	Matta	Mat			24) KOMB 998	1000
4	ERF	ERF	–	–	94942-0	Fäste	Anchorage		8		1020
5	1	–	–	–	678093-6	Matta	Mat				1040
	–	1	–	–	678094-4	Matta	Mat				1060
6	2	2	–	–	1213183-5	Isoleringsmatta	Insulating matting				1080
7	1	1	–	–	1213184-3	Isoleringsmatta, V	Insulating matting, L				1100
8	1	1	–	–	1213185-0	Isoleringsmatta, H	Insulating matting, R				1120
9	1	1	–	–	1211181-1	Isoleringsmatta, V	Insulating matting, L				1140
10	1	1	–	–	1211182-9	Isoleringsmatta, H	Insulating matting, R				1160
11	4	4	–	–	685979-7	Isoleringsmatta	Insulating matting		8	B20E, F	1180

24. Anskaffas lokalt. Procure locally. Est approvisionné localement. Wird örtlich beschafft. Se adquiere localmente.

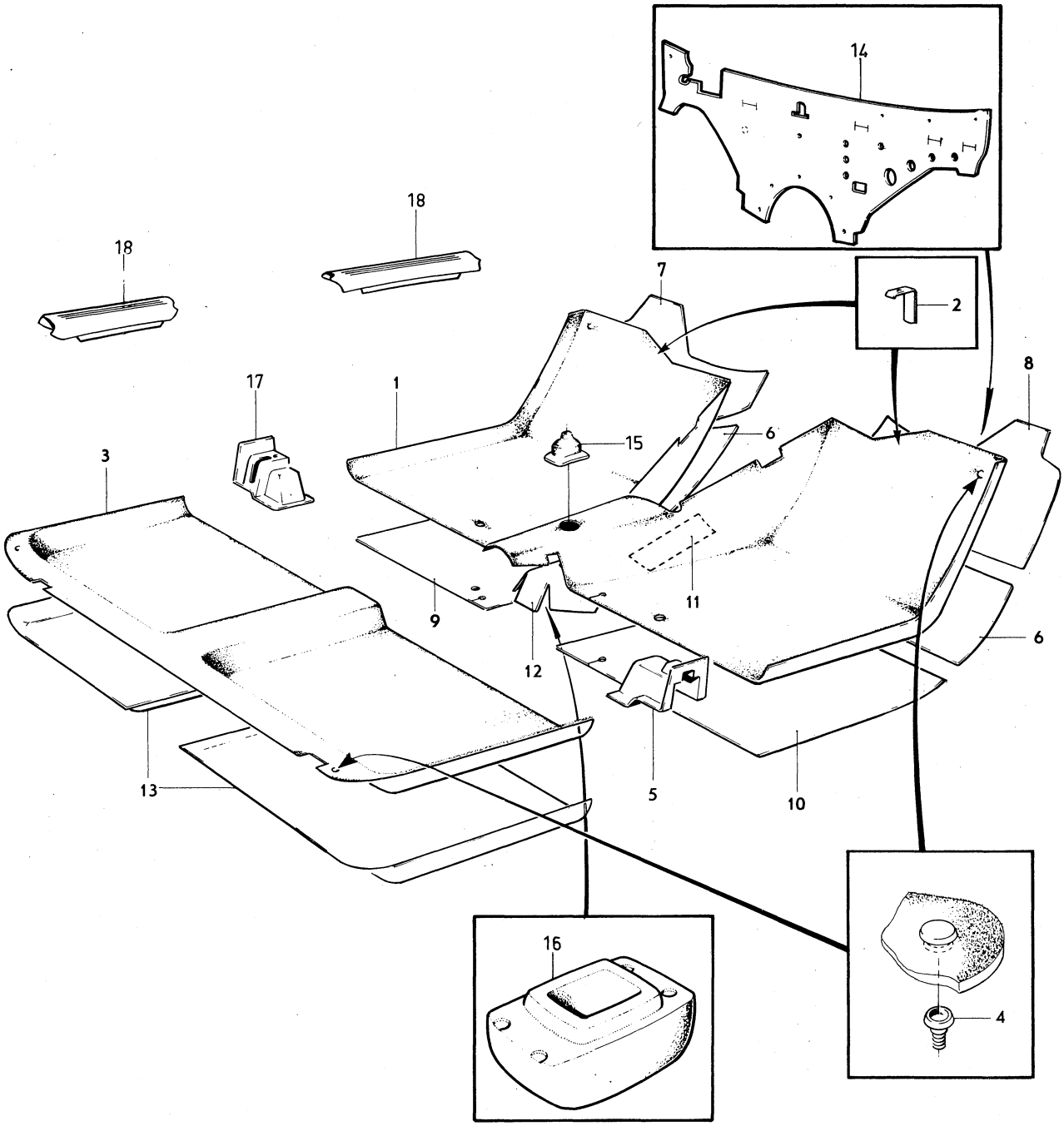

VOLVO PARTS
1 080 13300
(11130)

Sida Page	Grupp Group	Mattor	Mats	Illustration	2175
		142 CH 393950– 144 CH 428000–	142 CH 393950– 144 CH 428000–	13300	
152	8	145 CH 210050–	145 CH 210050–	1980–04	

Pos. Fig.	Antal/Quantity VST	HST			Artikel nr Part No	Benämning	Description	Sats Kit	B P S R	Anmärkning Notes	
12	1	1	–	–	1211185-2	Isoleringsmatta	Insulating matting				1200
13	2	2	–	–	695160-2	Isoleringsmatta	Insulating matting				1220
14	1	1	–	–	1203763-6	Isoleringsmatta	Insulating matting				1240
15	–	–	–	–		Kåpa, växelspak	Boot gear lever			SE GRUPP 4	1260
16	1	–	–	–	1203777-6	Växelspakstätning	Sealing gear lever				1280
17	–	–	–	–		Kåpa, handbromsspak	Boot handbrake lever			SE GRUPP 5	1300
18	–	–	–	–		Tröskelplåt	Sill plate			SE DÖRRDETALJER	1320
										SEE DOOR COMPONENTS	1340

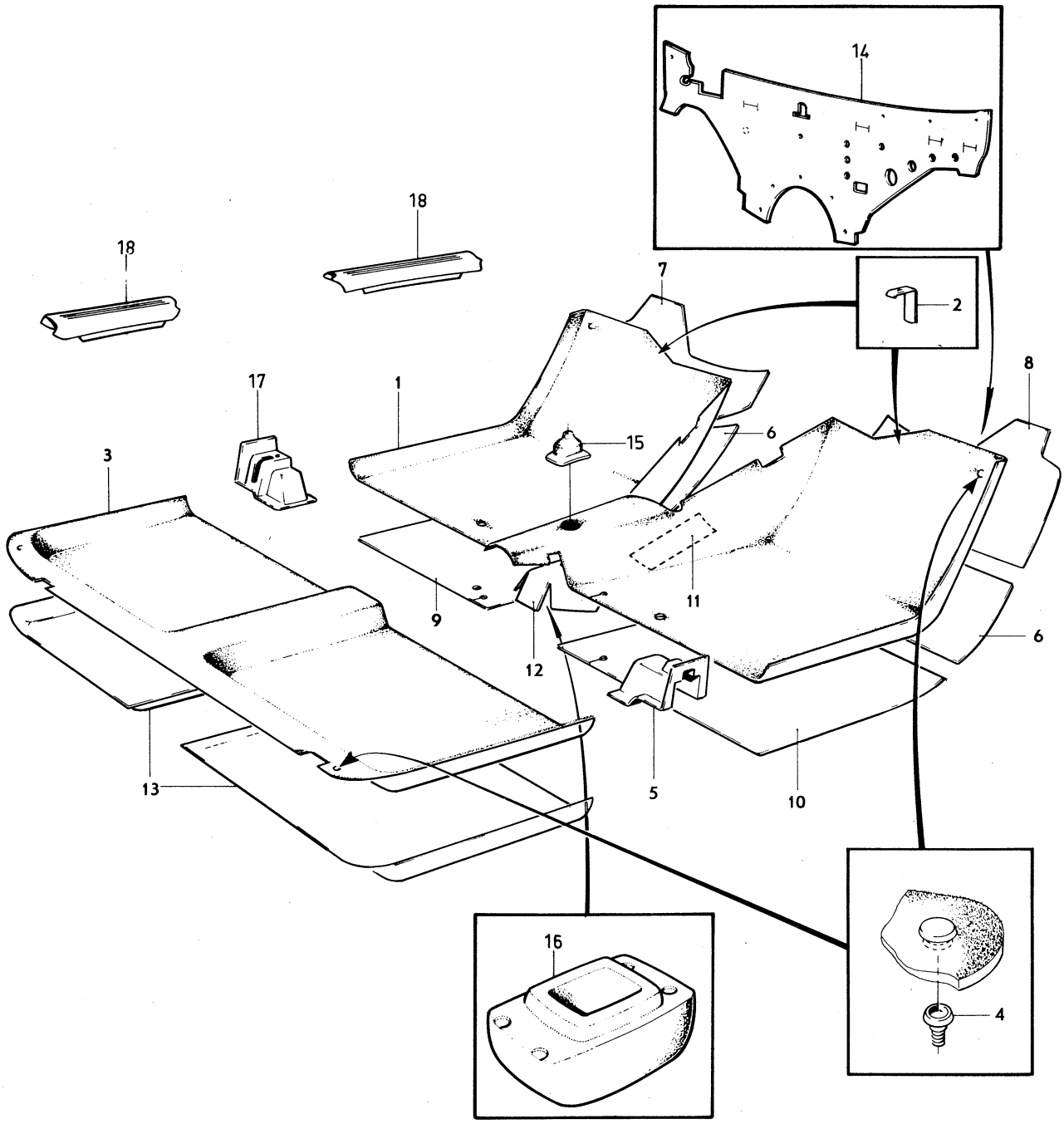

VOLVO PARTS
1 080 13300
(11130)

Sida Page	Grupp Group	Beklädnad för bagageutrymme	Luggage compartment	Illustration	2200
		142 CH –393949	upholstery. 142 CH –393949	10326	
154	8	144 CH –427999	144 CH –427999	1980–04	

Pos. Fig.	Antal/Quantity				Artikel nr Part No	Benämning	Description	Sats Kit	B P S R	Anmärkning Notes	
1	1	–	–	–	677723-9	Golvplatta	Floor plate				1010
2	4	–	–	–	190071-1	Skruv	Screw				1020
3	1	–	–	–	677814-6	Lock	Cover				1030
4	1	–	–	–	1210610-0	Panel, V	Panel, L				1040
5	1	–	–	–	1210611-8	Panel, H	Panel, R				1050
6	120	–	–	–	672172-4	Kantskyddslist	Edge moulding				1060
7	150	–	–	–	672172-4	Kantskyddslist	Edge moulding				1070
8	400	–	–	–	672172-4	Kantskyddslist	Edge moulding				1080
9	1	–	–	–	680903-2	Matta	Mat				1090
10	1	–	–	–	679799-7	Spännband	Tensioner strap			ALT 1	1100
11	1	–	–	–	1203048-2	Spännband	Tensioner strap			(687171) ALT 2	0

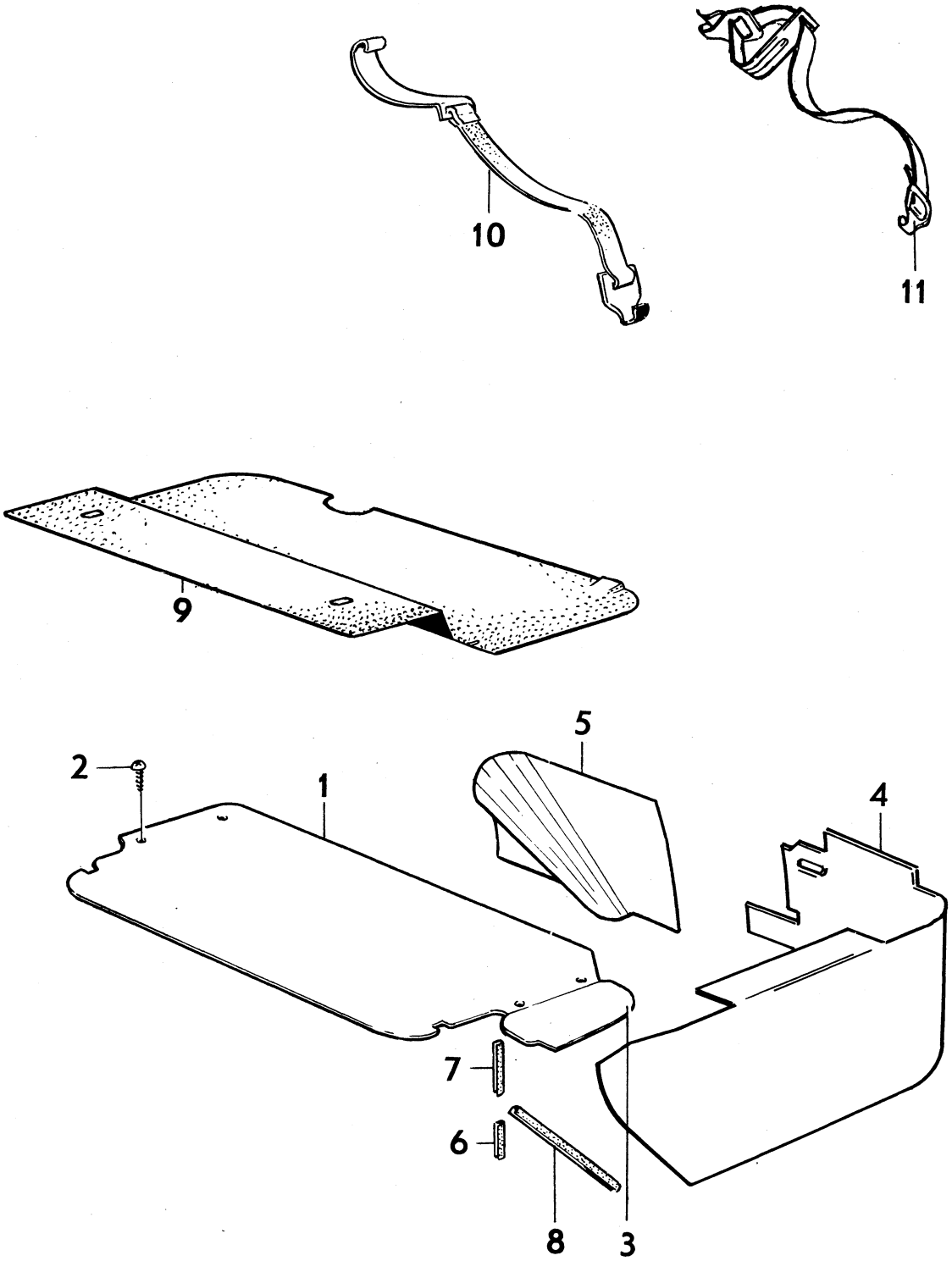

VOLVO PARTS
1 080 10326

Sida Page	Grupp Group	Beklädnad för bagageutrymme	Luggage compartment	Illustration	2250
		142 CH 393950–	upholstery. 142 CH 393950–	13271	
156	8	144 CH 428000–	144 CH 428000–	1980–04	

	Pos. Fig.	Antal/Quantity				Artikel nr Part No	Benämning	Description	Sats Kit	B P S R	Anmärkning Notes	
	1	1	–	–	–	1221345-0	Matta	Mat				1010
	2	1	–	–	–	1203392-4	Värmeisolering	Heat insulation				1020
	3	1	–	–	–	1207717-8	Lock	Cover				1030
	4	1	–	–	–	1204699-1	Panel	Panel		5		1040
x	5	1	–	–	–	1264341-7	Panel, V	Panel, L		5	(1204712)	1050
x	6	1	–	–	–	1264342-5	Panel, H	Panel, R		5	(1204713)	1060
	7	2	–	–	–	1224234-3	Plastnit	Plastic rivet		5		1070
	8	1	–	–	–	679199-0	Spännband	Tensioner strap				1080
	9	1	–	–	–	1207805-1	Panel	Panel			ERS AV 1 ST 1224781–3,	1090
											1 ST 1224786–2	1095
	10	4	–	–	–	1221346-8	Fäste	Anchorage				1100

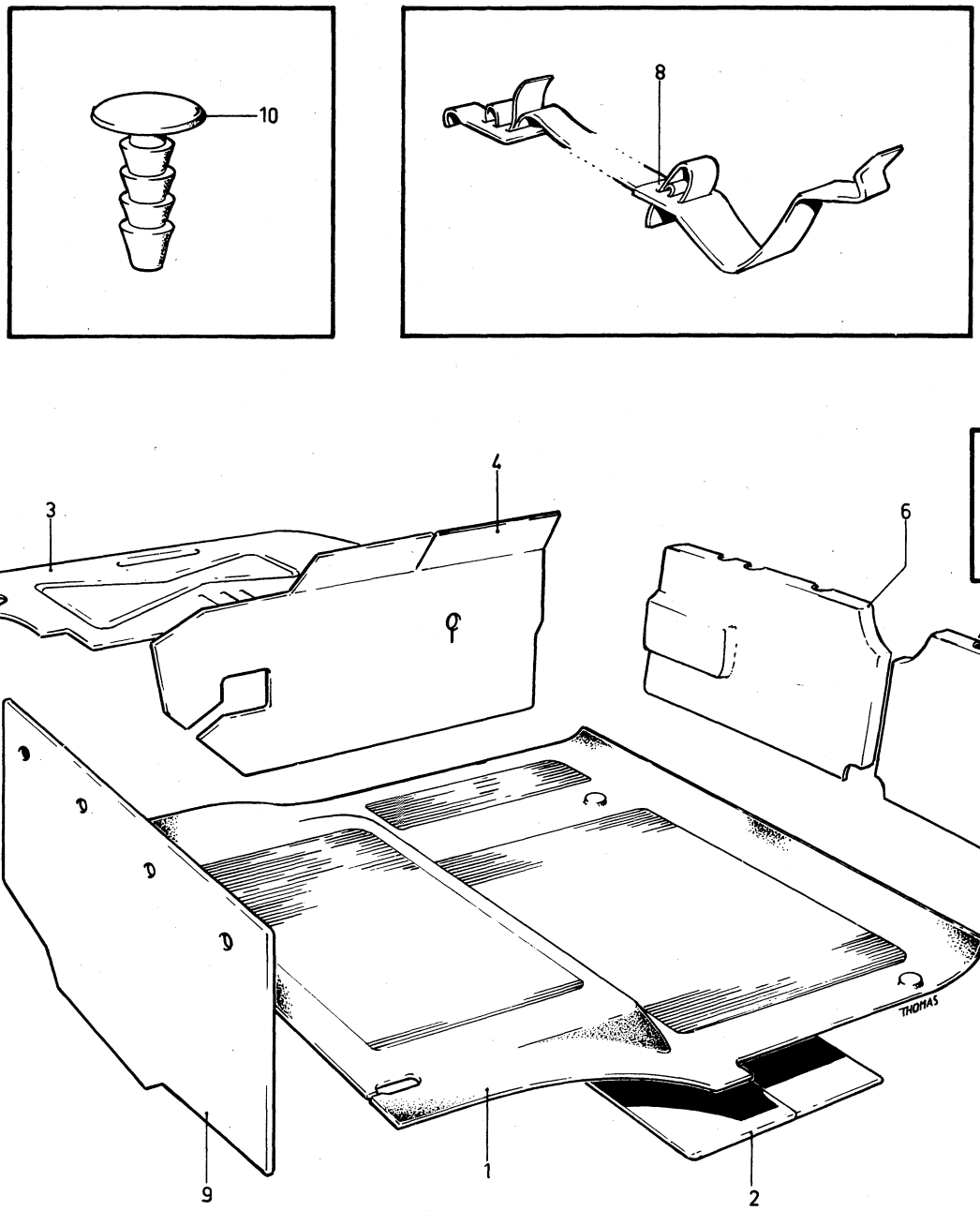

VOLVO PARTS
1080 13271
(11601)

Sida Page	Grupp Group	Beklädnad bagageutrymme	Cargo space upholstery	Illustration	2300
158	8	145 NT CH –210049	145 NT CH –210049	12209 1980–04	

Pos. Fig.	Antal/Quantity				Artikel nr Part No	Benämning	Description	Sats Kit	B P S R	Anmärkning Notes	
	1	–	–	–		Golv	Flooring		8	(697292) KOMB 876, 881	1010
	1	–	–	–		Golv	Flooring		8	(697293) KOMB 877,	1020
										882, 885	1021
	1	–	–	–		Golv	Flooring		8	(697294) KOMB 878,	1030
										883, 884, 886, 894	1031
	–	–	–	–		.Golvlucka, kmpl	.Hatch, cpl		8		1040
x 1	1	–	–	–	1264256-7	..Golvlucka	..Hatch		5	(678471)	1050
2	1	–	–	–	679190-9	..Länk, V	..Link, L				1060
	1	–	–	–	679191-7	..Länk, H	..Link, R				1070
3	4	–	–	–	940397-3	..Inslagsmutter	..Nut				1080
4	4	–	–	–	950045-5	..Skruv	..Screw				90
5	4	–	–	–	941906-0	..Fjädrande bricka	..Resilient washer				1100
6	1	–	–	–	678476-3	..Gångjärn	..Hinge				1110
7	11	–	–	–	955129-2	..Skruv	..Screw				1120
8	ERF	–	–	–	699192-1	..Matta	..Mat			11) KOMB 876, 881	1130
	ERF	–	–	–	699193-9	..Matta	..Mat			11) KOMB 877, 882, 885	1140
	ERF	–	–	–	699194-7	..Matta	..Mat			11) KOMB 878, 883, 884,	50
										886, 894.	60
9	1	–	–	–	678482-1	..Fästlist	..Anchorage strip				1170
10	2	–	–	–	942799-8	.Skruv	.Screw				1180
11	2	–	–	–	960141-0	.Bricka	.Washer				1190
12	2	–	–	–	925053-1	.O–ring	.O–ring				1200
13	1	–	–	–	678781-6	.Golvlucka	.Hatch				1210
14	1	–	–	–	678725-3	..Balk	..Member				1220
15	1	–	–	–	678759-2	..Gångjärn	..Hinge				1230
16	1	–	–	–	678750-1	..Fästplåt	..Anchorage plate				1240
17	10	–	–	–	955140-9	.Skruv	.Screw				1250
18	–	–	–	–		.Golvlucka, kmpl	.Hatch, cpl		8		1260
	1	–	–	–	678484-7	..Golvlucka	..Hatch				1265
19	ERF	–	–	–	699192-1	..Matta	..Mat			11) KOMB 876, 881	1270
	ERF	–	–	–	699193-9	..Matta	..Mat			11) KOMB 877, 882, 885	1280
	ERF	–	–	–	699194-7	..Matta	..Mat			11) KOMB 878, 883, 884,	1290
										886, 894.	1300
20	1	–	–	–	678492-0	..Fästlist	..Anchorage strip				1310
21	1	–	–	–	678493-8	..Fästlist, V	..Anchorage strip, L				1320
	1	–	–	–	678494-6	..Fästlist, H	..Anchorage strip, R		8		1330
22	2	–	–	–	678491-2	..Klammer	..Clamp				1340
23	6	–	–	–	955120-1	..Skruv	..Screw				50
24	2	–	–	–	680099-9	..Gummiknopp	..Rubber button				60
25	1	–	–	–	677600-9	..Handtag	..Handle		8		1370
26	1	–	–	–	678490-4	..Lock	..Cover				1380
27	3	–	–	–	955174-8	..Skruv	..Screw				1390
28	9	–	–	–	955128-4	.Skruv	.Screw				1400
29	1	–	–	–	697327-5	Golvlucka, bakre	Hatch, rear		8	KOMBI 876, 881	10
	1	–	–	–	697328-3	Golvlucka, bakre	Hatch, rear		8	KOMBI 877, 882, 885	20
	1	–	–	–	697329-1	Golvlucka, bakre	Hatch, rear			KOMB 878, 883, 884,	2030
										886, 894.	2040
30	1	–	–	–	678499-5	.Beslag, V	.Fitting, L		8		2050
	1	–	–	–	678500-0	.Beslag, H	.Fitting, R		8		2060
31	8	–	–	–	950050-5	.Skruv	.Screw				2070
32	8	–	–	–	941906-0	.Fjädrande bricka	.Resilient washer				2080
33	8	–	–	–	940397-3	.Inslagsmutter	.Nut				2090
34	ERF	–	–	–	699192-1	.Matta	.Mat			11) KOMB 876, 881	2100
	ERF	–	–	–	699193-9	.Matta	.Mat			11) KOMB 877, 882, 885	2110
	ERF	–	–	–	699194-7	.Matta	.Mat			11) KOMB 878, 883, 884,	2120
										886, 894	2130
35	1	–	–	–	678492-0	.Fästlist	.Anchorage strip				2140
36	1	–	–	–	678505-9	.Fästlist	.Anchorage strip		8		2150

11. Enhet längdmeter. Metervarans bredd = 90 cm. Unit, linear metres. Width of material = 90 cm. Unité, en mètre, Au mètre de largeur 90 cm. Einhet, laufendes Meter. Breite der Meterware = 90 cm. Unidad, en metros. Por metro, ancho 90 cm.

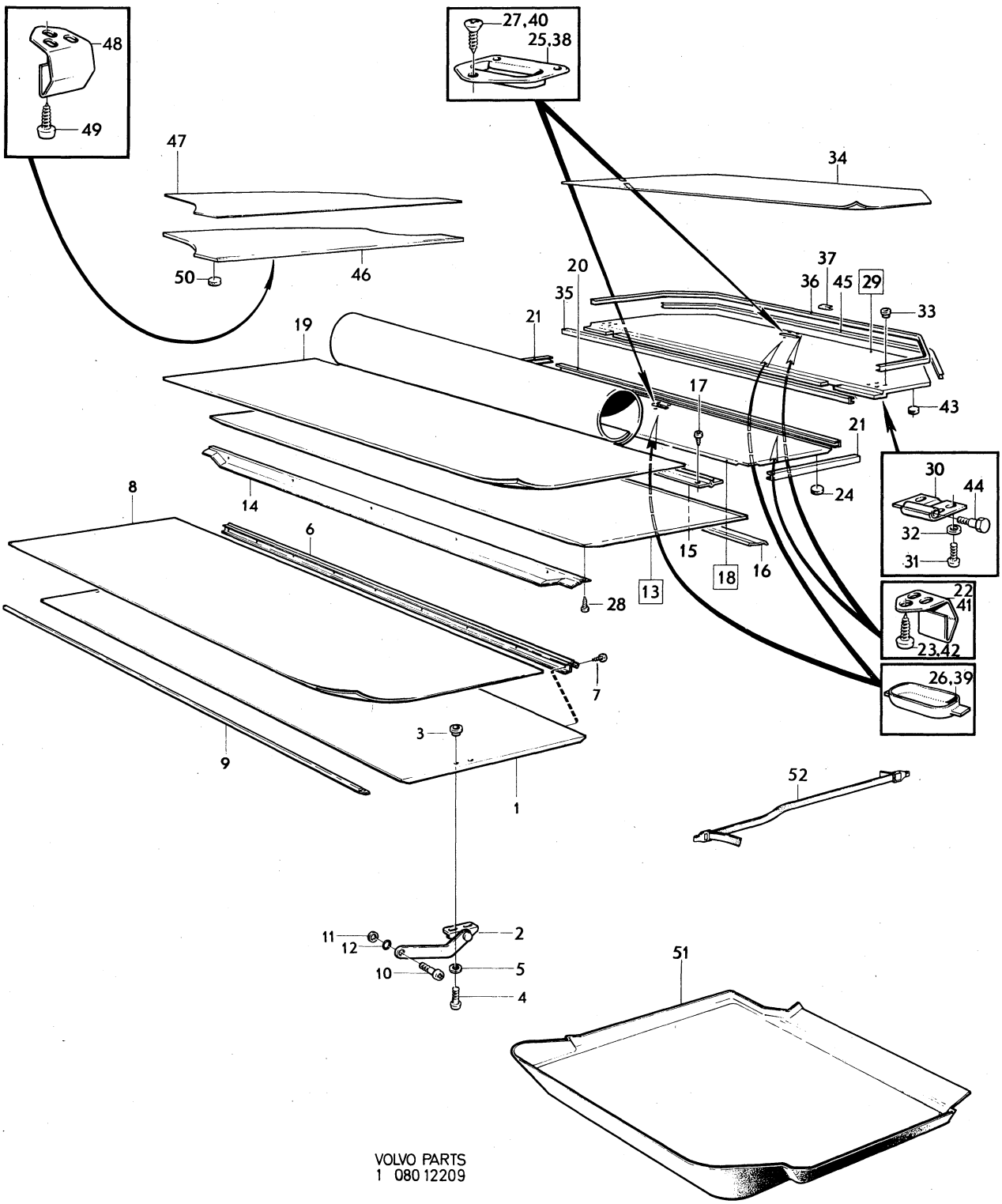

VOLVO PARTS
1 080 12209

Sida Page	Grupp Group	Beklädnad bagageutrymme	Cargo space upholstery	Illustration	2300
160	8	145 NT CH –210049	145 NT CH –210049	12209 1980–04	

Pos. Fig.	Antal/Quantity				Artikel nr Part No	Benämning	Description	Sats Kit	B P S R	Anmärkning Notes	
37	40MM	–	–	–	672172-4	.Kantlist	.Beading			METERVARA	2160
38	1	–	–	–	677600-9	.Handtag	.Handle		8		2170
39	1	–	–	–	678490-4	.Lock	.Hatch				2180
40	3	–	–	–	955174-8	.Skruv	.Screw				2190
41	1	–	–	–	678491-2	.Klammer	.Clamp				2200
42	3	–	–	–	955120-1	.Skruv	.Screw				2210
43	2	–	–	–	680099-9	.Gummiknopp	.Rubber button				2220
44	2	–	–	–	192558-5	Skruv	Screw				2230
45	975	–	–	–	672172-4	Kantskyddslist	Edge guard				2240
46	1	–	–	–	697331-7	Lucka	Hatch			KOMB 876, 881	2250
	1	–	–	–	697332-5	Lucka	Hatch			KOMB 877, 882, 885	2260
	1	–	–	–	697333-3	Lucka	Hatch			KOMB 878, 883, 884, 886, 894	2270 2280
47	1	–	–	–	699192-1	.Matta	.Mat			11) KOMB 876, 881	2290
	1	–	–	–	699193-9	.Matta	.Mat			11) KOMB 877, 882, 885	2300
	1	–	–	–	699194-7	.Matta	.Mat			11) KOMB 878, 883, 884, 886, 894	2310 2320
48	4	–	–	–	678491-2	Klammer	Clamp				2330
49	12	–	–	–	955119-3	Skruv	Screw				2340
50	2	–	–	–	680099-9	Gummiknopp	Rubber button				2350
51	1	–	–	–	679318-6	Gummimatta	Rubber mat				2360
52	1	–	–	–	679199-0	Spännrem	Tensioner strap				2370

11. Enhet längdmeter. Metervarans bredd = 90 cm. Unit, linear metres. Width of material = 90 cm. Unité, en mètre, Au mètre de largeur 90 cm. Einhet, laufendes Meter. Breite der Meterware = 90 cm. Unidad, en metros. Por metro, ancho 90 cm.

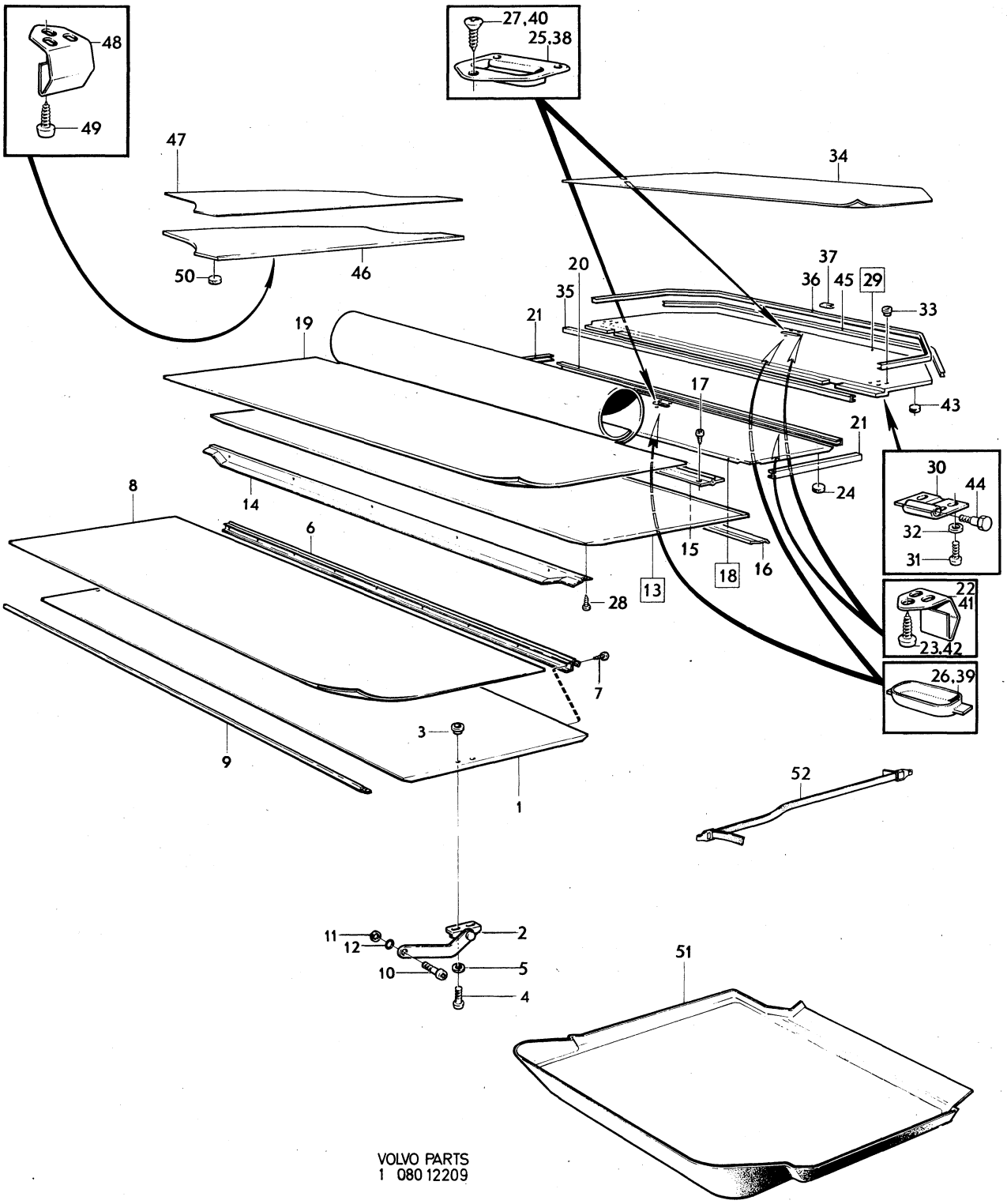

VOLVO PARTS
1 080 12209

Sida Page	Grupp Group	Beklädnad bagageutrymme	Cargo space upholstery	Illustration	2350
		145 NT BAS, DE LUXE	145 NT BAS, DE LUXE	11557	
162	8	CH 210050–	CH 210050–	1980–04	

	Pos. Fig.	Antal/Quantity				Artikel nr Part No	Benämning	Description	Sats Kit	B P S R	Anmärkning Notes	
		–	–	–	–		Golvlucka, kmpl	Hatch, cpl		8		1010
x	1	1	–	–	–	1264256-7	.Golvlucka	.Hatch		5	(678471)	1020
	2	1	–	–	–	679190-9	.Länk, V	.Link, L				1030
		1	–	–	–	679191-7	.Länk, H	.Link, R				1040
	3	4	–	–	–	940397-3	.Inslagsmutter	.Nut				1050
	4	4	–	–	–	950045-5	.Skruv	.Screw				1060
	5	4	–	–	–	941906-0	.Fjädrande bricka	.Resilient washer				1070
	6	1	–	–	–	678476-3	.Gångjärn	.Hinge				1080
	7	11	–	–	–	955129-2	.Skruv	.Screw				1090
	8	ERF	–	–	–	699310-9	.Matta	.Mat			KOMB 240, 245	1100
		ERF	–	–	–	699311-7	.Matta	.Mat			KOMB 241, 246	1110
		ERF	–	–	–	699312-5	.Matta	.Mat			KOMB 243, 248, 251	1120
	9	1	–	–	–	678482-1	.Fästlist	.Anchorage strip				1130
	10	2	–	–	–	946923-0	Skruv	Screw				1140
	11	2	–	–	–	960141-0	Bricka	Washer				1150
	12	2	–	–	–	925053-1	O–ring	O–ring				1160
		–	–	–	–		Golv, övre, kmpl	Flooring, upper, cpl		8		1170
	13	1	–	–	–	1213612-3	.Golv, övre	.Flooring, upper				1180
	14	1	–	–	–	678725-3	.Balk	.Member				1190
x	15	1	–	–	–	1224898-5	.Fästlist	.Anchorage strip		4	(1213613)	1200
x	16	2	–	–	–	1224898-5	.Fästlist	.Anchorage strip		4	(1213868)	1210
	17	ERF	–	–	–	699310-9	.Matta	.Mat			KOMB 240, 245	1220
		ERF	–	–	–	699311-7	.Matta	.Mat			KOMB 241, 246	1230
		ERF	–	–	–	699312-5	.Matta	.Mat			KOMB 243, 248, 251	1240
	18	10	–	–	–	955140-9	Skruv	Screw				1245
	19	1	–	–	–	697975-1	Golvlucka, kmpl	Hatch, cpl		8	KOMB 240, 245,	1250
											ERS AV 1 ST 1213619–8	1251
		1	–	–	–	697983-5	Golvlucka, kmpl	Hatch, cpl		8	KOMB 241, 246,	1260
											ERS AV 1 ST 1213619–8	1261
		1	–	–	–	697991-8	Golvlucka, kmpl	Hatch, cpl		8	KOMB 243, 248, 251,	1270
											ERS AV 1 ST 1213619–8	1271
	20	1	–	–	–	1213619-8	.Golvlucka	.Hatch				1280
	21	1	–	–	–	1203621-6	.Förstärkningsbalk	.Reinforcement		4	ERS AV	1290
											1 ST 1264017–3	1291
											1 ST 1264019–9	1292
	22	ERF	–	–	–	699310-9	.Matta	.Mat			KOMB 240, 245	1300
		ERF	–	–	–	699311-7	.Matta	.Mat			KOMB 241, 246	1310
		ERF	–	–	–	699312-5	.Matta	.Mat			KOMB 243, 248, 251	1320
	23	1	–	–	–	1213620-6	.Fästlist	.Anchorage strip				1330
x	24	1	–	–	–	1224899-3	.Fästlist	.Anchorage strip		4	(1213621)	1340
	25	1	–	–	–	1213622-2	.Handtag	.Handle				1350
	26	2	–	–	–	1203063-1	.Klammer	.Clamp				1360
	27	6	–	–	–	955118-5	.Skruv	.Screw				1370
	28	1	–	–	–	678491-2	.Klammer	.Clamp				1380
	29	3	–	–	–	955118-5	.Skruv	.Screw				1390
	30	2	–	–	–	1203045-8	.Stöd	.Support				1400
	31	5	–	–	–	1203044-1	.Gummiknapp	.Rubber button				1410
		–	–	–	–		Lucka, kmpl	Hatch, cpl		8		1420
	32	1	–	–	–	1213870-7	.Lucka	.Hatch				1430
	33	ERF	–	–	–	699310-9	.Matta	.Mat				1440
		ERF	–	–	–	699311-7	.Matta	.Mat			KOMB 241, 246	1450
		ERF	–	–	–	699312-5	.Matta	.Mat			KOMB 243, 248, 251	1460
	34	1	–	–	–	678789-9	.Fästlist	.Anchorage strip				1470
	35	3	–	–	–	678491-2	.Klammer	.Clamp				1480
	36	9	–	–	–	955119-3	.Skruv	.Screw				1490
	37	2	–	–	–	680099-9	.Gummiknapp	.Rubber button				1500
	38	1	–	–	–	1203248-8	.Kåpa	.Casing				1510
	39	1	–	–	–	1203392-4	Värmeisolering	Heat insulation				1530
x	40	1	–	–	–	1241941-2	Matta	Mat		5	(1224054)	1535
	41	1	–	–	–	679199-0	Spännrem	Tensioner strap				1540

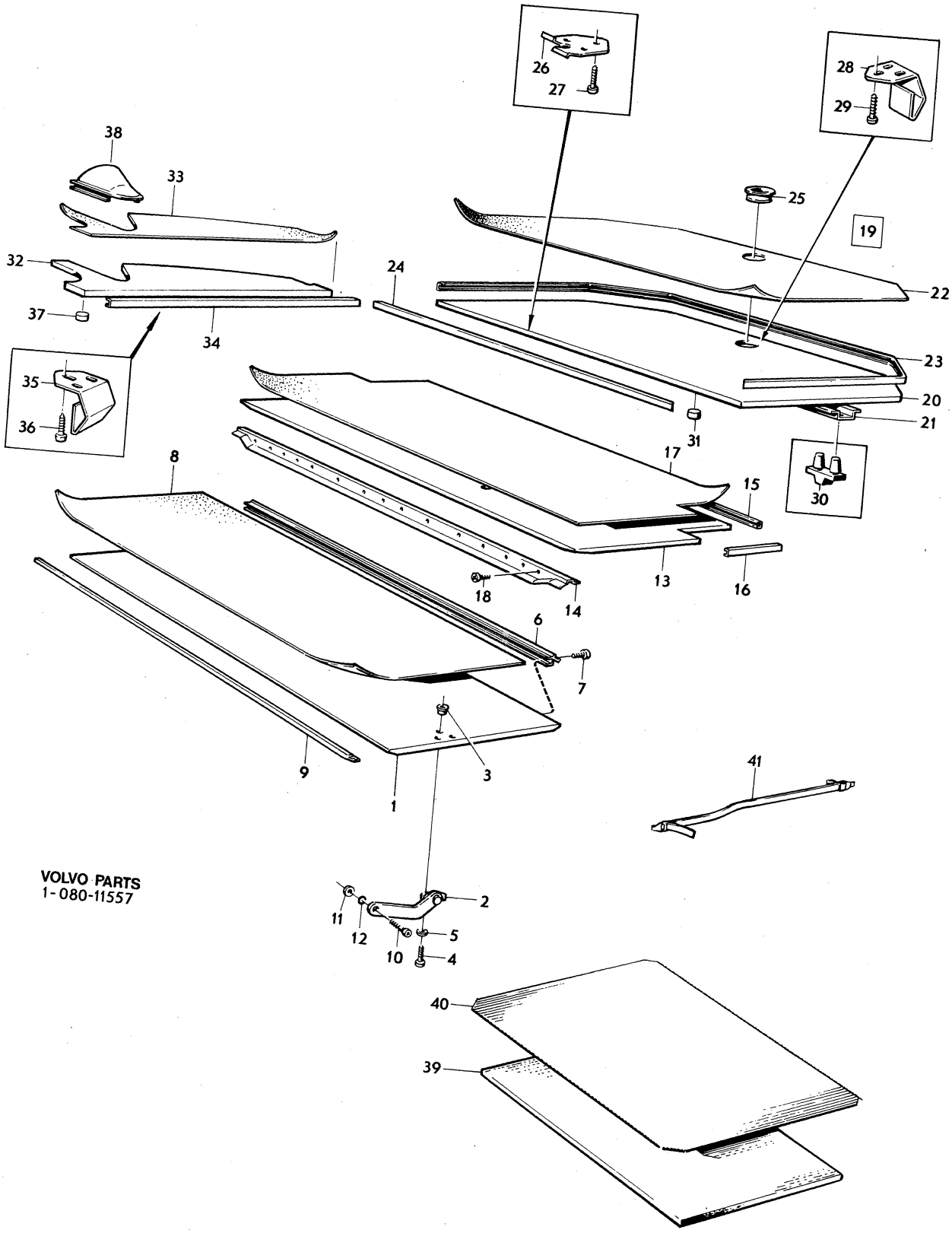
26
27
28
29
38
33
25
19
32
24
22
37
34
23
35
20
36
21
31
17
8
15
30
13
16
18
14
6
7
9
3
41
1
VOLVO PARTS
1-080-11557
2
11
12
5
10
4
40
39

Sida Page	Grupp Group	Detaljer lastutrymme	Components, cargo space	Illustration	2400
		145 HT HV, 145 NT VARU HV	145 HT HV, 145 NT VARU HV	11092	
164	8	CH –210049	CH –210049	1980–04	

	Pos. Fig.	Antal/Quantity				Artikel nr Part No	Benämning	Description	Sats Kit	B P S R	Anmärkning Notes	
	1	–	–	–	–		Rygg	Back rest			SE BAKSÄTE 145 HV	1010
											SEE REAR SEAT 145 HV	1020
x	2	1	–	–	–	1264256-7	Golv, främre	Flooring, front		5	(678471)	1030
	3	8	–	–	–	1203617-4	Trälist	Wooden strip			(686909)	1040
	4	32	–	–	–	955157-3	Skruv	Screw				1050
	5	1	–	–	–	686910-1	Gångjärn	Hinge				1060
	6	10	–	–	–	955129-2	Skruv	Screw				1070
	7	10	–	–	–	955137-5	Skruv	Screw				1080
	8	1	–	–	–	686913-5	Länk, V	Link, L				1090
		1	–	–	–	686914-3	Länk, H	Link, R				1100
	9	4	–	–	–	950045-5	Skruv	Screw				1110
	10	4	–	–	–	941906-0	Fjädrande bricka	Resilient washer				0
	11	4	–	–	–	940397-3	Inslagsmutter	Nut				1130
	12	2	–	–	–	942799-8	Skruv	Screw				1140
	13	2	–	–	–	960141-0	Bricka	Washer				1150
	14	2	–	–	–	925053-1	O–ring	O–ring				1160
	15	1	–	–	–	1211348-6	Golv, bakre	Flooring, rear				1170
	16	8	–	–	–	1203617-4	Trälist	Wooden strip			(686921)	0
	17	32	–	–	–	955156-5	Skruv	Screw				1190
	18	1	–	–	–	686922-6	List	Strip				1200
	19	1	–	–	–	678725-3	Balk	Member				1210
	20	–	–	–	–		Golvlucka, kmpl	Hatch, cpl				1220
	21	1	–	–	–	686429-2	.Golvlucka	.Hatch				1230
	22	2	–	–	–	684147-2	.Låsbleck	.Striker plate				1240
	23	8	–	–	–	955119-3	.Skruv	.Screw				1250
	24	2	–	–	–	1203617-4	.Trälist	.Wooden strip			(684138)	1260
	25	1	–	–	–		.Trälist, V	.Wooden strip, L				1270
		1	–	–	–		.Trälist, H	.Wooden strip, R				1280
	26	1	–	–	–	1203617-4	.Trälist	.Wooden strip			(684140)	1290
	27	2	–	–	–		.Trälist	.Wooden strip				1300
	28	36	–	–	–	955157-3	.Skruv	.Screw				1310
	29	1	–	–	–	684148-0	.Lås	.Lock				1320
	30	1	–	–	–	683850-2	..Handtag	..Handle				1330
	31	–	–	–	–		..Låsvred	..Lock arm				1340
	32	1	–	–	–	950049-7	..Skruv	..Screw				1350
	33	1	–	–	–	960140-2	..Bricka	..Washer				1360
	34	1	–	–	–	941906-0	..Fjädrande bricka	..Resilient washer				1370
	35	1	–	–	–	955825-5	..Mutter	..Nut				1380
	36	5	–	–	–	955156-5	.Skruv	.Screw				0
	37	2	–	–	–	680099-9	.Gummiknopp	.Rubber button				1400
	38	1	–	–	–	685651-2	Gummiring	Rubber ring				1410
	39	1	–	–	–	686432-6	Golvlucka	Hatch				1420
	40	1	–	–	–	1203617-4	Trälist	Wooden strip			(684138)	1430
	41	1	–	–	–	1203617-4	Trälist	Wooden strip			(684145)	1440
	42	8	–	–	–	955157-3	Skruv	Screw				0
	43	4	–	–	–	678491-2	Klammer	Clamp				1460
	44	12	–	–	–	955119-3	Skruv	Screw				1470

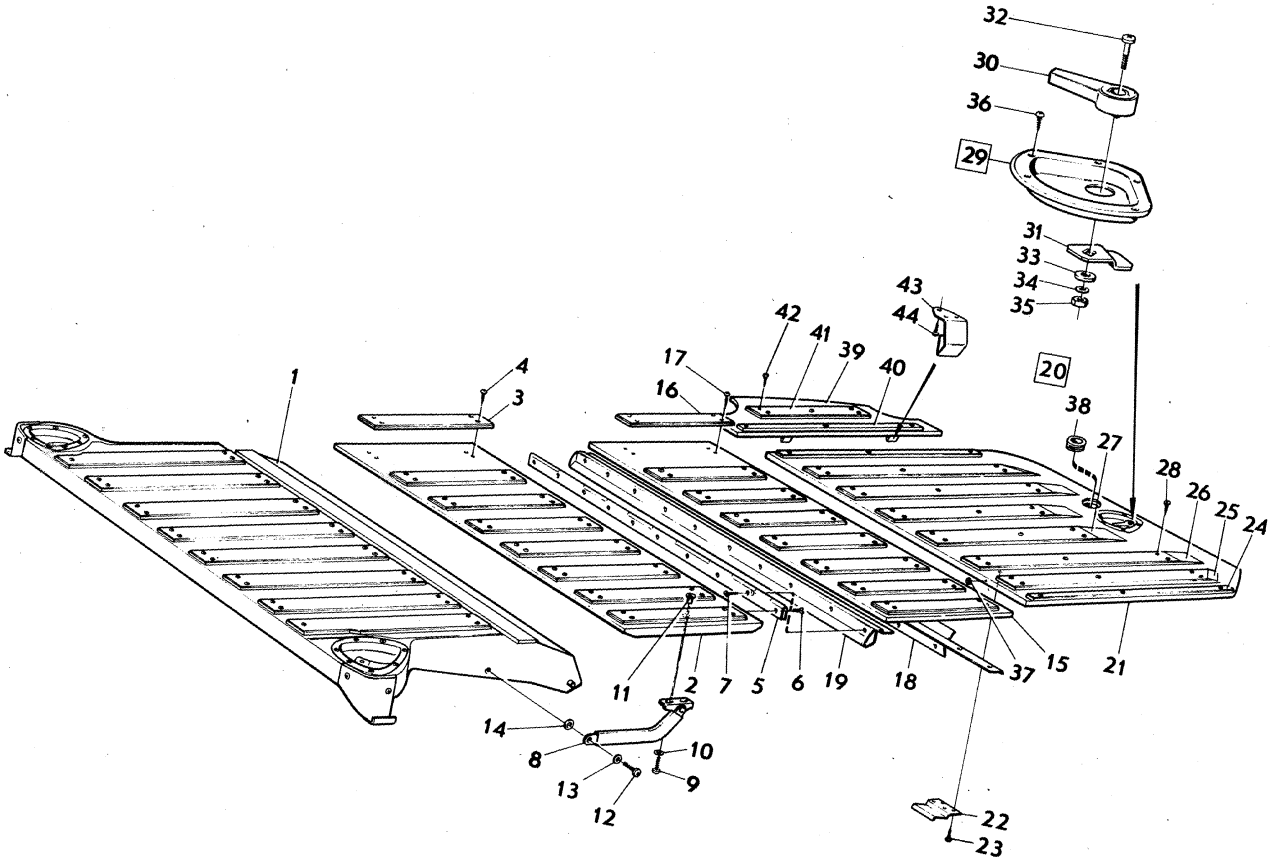

VOLVO PARTS
1 080 11092

Sida Page	Grupp Group	Detaljer lastutrymme	Components, cargo space	Illustration	2450
		145 NT VARU HV	145 NT VARU HV	12210	
166	8	CH 210050–	CH 210050–	1980–04	

	Pos. Fig.	Antal/Quantity				Artikel nr Part No	Benämning	Description	Sats Kit	B P S R	Anmärkning Notes	
	1	–	–	–	–		Rygg	Back rest			SE BAKSÄTE 145 HV	1010
											SEE REAR SEAT 145 HV	1020
		–	–	–	–		Golvlucka, kmpl	Hatch, cpl		8		1030
x	2	1	–	–	–	1264256-7	.Golvlucka	.Hatch		5	(678471)	1040
	3	8	–	–	–	1203617-4	.Trälist	.Wooden strip			(686909)	1050
	4	32	–	–	–	955157-3	.Skruv	.Screw				1060
	5	1	–	–	–	686910-1	.Gångjärn	.Hinge				1070
	6	10	–	–	–	955129-2	.Skruv	.Screw				1080
	7	10	–	–	–	955137-5	.Skruv	.Screw				1090
	8	1	–	–	–	686913-5	.Länk, V	.Link, L				1100
		1	–	–	–	686914-3	.Länk, H	.Link, R				1110
	9	4	–	–	–	950045-5	.Skruv	.Screw				[illegible]
	10	4	–	–	–	941906-0	.Fjädrande bricka	.Resilient washer				1130
	11	4	–	–	–	940397-3	.Inslagsmutter	.Nut				1140
	12	2	–	–	–	946923-0	Skruv	Screw				1150
	13	2	–	–	–	960141-0	Bricka	Washer				1160
	14	2	–	–	–	925053-1	O–ring	O–ring				1170
		–	–	–	–		Golv, övre, kmpl	Flooring, upper, cpl		8		
	15	–	–	–	–	1213612-3	.Golv,övre	.Flooring, upper				1190
	16	6	–	–	–	1203617-4	.Trälist, ämne	.Wooden strip, blank			(1213935)	1200
	17	2	–	–	–	1203617-4	.Trälist	.Wooden strip			(1213930)	1210
	18	36	–	–	–	955156-5	.Skruv	.Screw				1220
	19	1	–	–	–	678725-3	.Balk	.Member				1230
		–	–	–	–		Golvlucka, kmpl	Hatch, cpl		8		1240
	20	1	–	–	–	1203287-6	.Golvlucka	.Hatch		8		1250
	21	1	–	–	–	1203621-6	.Förstärkningsbalk	.Reinforcement		4	ERS AV 1 ST 1264017–3,	1260
											1 ST 1264019–9	1261
	21a	10	–	–	–	955119-3	.Skruv	.Screw				1265
	22	4	–	–	–	1203617-4	.Trälist	.Wooden strip			(1213935)	1270
	23	1	–	–	–	1203617-4	.Trälist, V, ämne	.Wooden strip, L, blan			(1213935)	1280
		1	–	–	–	1203617-4	.Trälist, H, ämne	.Wooden strip, R, blan			(1213935)	1290
	24	2	–	–	–	1203617-4	.Trälist, ämne	.Wooden strip, blank			(1213935)	1300
	25	36	–	–	–	955156-5	.Skruv	.Screw				1310
	26	1	–	–	–	1213622-2	.Handtag	.Handle				1320
	27	2	–	–	–	1203063-1	.Klammer	.Clamp				1330
	28	6	–	–	–	955119-3	.Skruv	.Screw				1340
	29	1	–	–	–	678491-2	.Klammer	.Clamp				1350
	30	3	–	–	–	955119-3	.Skruv	.Screw				1360
	31	2	–	–	–	1203045-8	.Stöd	.Support				[illegible]
	32	5	–	–	–	1203044-1	.Gummiknapp	.Rubber button				1380
		–	–	–	–		Lucka, kmpl	Hatch, cpl		8		1390
	33	1	–	–	–	1213870-7	.Lucka	.Hatch				1400
	34	1	–	–	–	1203617-4	.Trälist	.Wooden strip			(1213927)	1410
	35	1	–	–	–	1203617-4	.Trälist	.Wooden strip			(1213926)	1420
	36	9	–	–	–	955156-5	.Skruv	.Screw				[illegible]
	37	3	–	–	–	678491-2	.Klammer	.Clamp				1440
	38	9	–	–	–	955119-3	.Skruv	.Screw				1450
	39	2	–	–	–	680099-9	.Gummiknopp	.Rubber button				1460
	40	1	–	–	–	1203248-8	.Kåpa	.Casing				1470
x	41	1	–	–	–	1241941-2	Matta	Mat		5	(1224054)	1475
	42	1	–	–	–	1203392-4	Värmeisolering	Heat insulation				1480

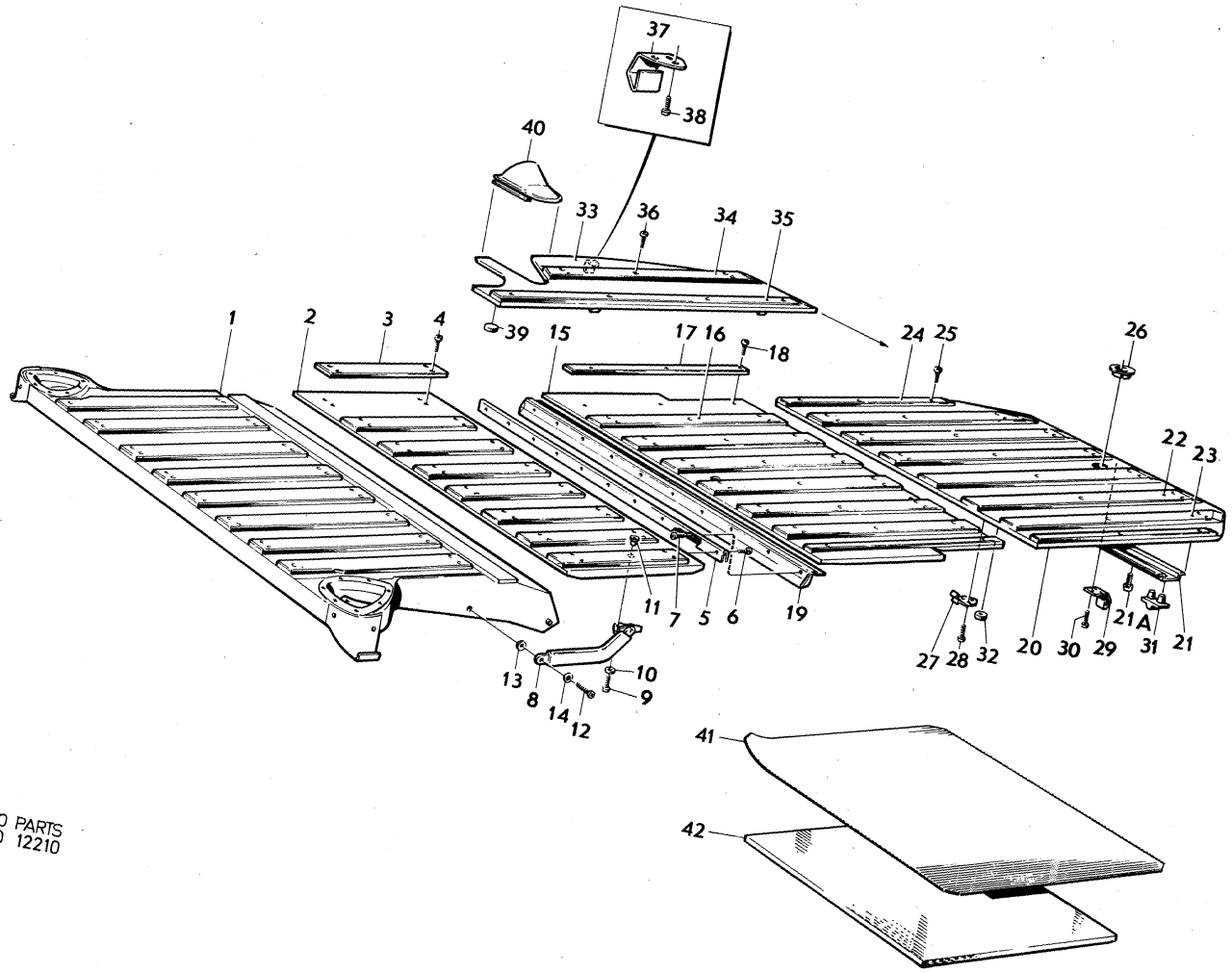

VOLVO PARTS
1 080 12210

Sida Page	Grupp Group	Detaljer lastutrymme	Components, cargo space	Illustration	2500
168	8	145 SV	145 SV	12037	
				1980–04	

Pos. Fig.	Antal/Quantity				Artikel nr Part No	Benämning	Description	Sats Kit	B P S R	Anmärkning Notes	
1	1	–	–	–	1203618-2	Golv, främre	Flooring, front		8		1010
2	8	–	–	–	1203617-4	Trälist	Wooden strip			(684134)	1020
3	1	–	–	–	1203617-4	Trälist, V	Wooden strip, L			(684135)	1030
	1	–	–	–	1203617-4	Trälist, H	Wooden strip, R			(684136)	1040
4	50	–	–	–	955156-5	Skruv	Screw				1050
	–	–	–	–		Golvlucka, kmpl	Hatch, cpl		8		1060
5	1	–	–	–	686429-2	.Golvlucka	.Hatch			CH –210049	1070
x	1	–	–	–	1264952-1	.Golvlucka	.Hatch		5	(1203620) CH 210050–	1080
6	2	–	–	–	684147-2	.Låsbleck	.Striker plate			CH –210049	1090
7	8	–	–	–	955119-3	.Skruv	.Screw			CH –210049	1100
8	2	–	–	–	1203617-4	.Trälist	.Wooden strip			(684138)	1110
9	1	–	–	–	1203617-4	.Trälist, V, ämne	.Wooden strip, L, blan			(684140)	1120
	1	–	–	–	1203617-4	.Trälist, H, ämne	.Wooden strip, R, blan			(684140)	1130
10	2	–	–	–	1203617-4	.Trälist	.Wooden strip			(684140)	1140
11	2	–	–	–	1203617-4	.Trälist, ämne	.Wooden strip			(684140)	1150
12	36	–	–	–	955157-3	.Skruv	.Screw				1160
13	1	–	–	–	684148-0	.Lås	.Lock				1170
14	1	–	–	–	683850-2	..Handtag	..Handle				1180
15	–	–	–	–		..Låsvred	..Lock arm		8		1190
16	1	–	–	–	950049-7	..Skruv	..Screw				1200
17	1	–	–	–	960140-2	..Bricka	..Washer				1210
18	1	–	–	–	941906-0	..Fjädrande bricka	..Resilient washer				1220
19	1	–	–	–	955825-5	..Mutter	..Nut				1230
20	5	–	–	–	955156-5	.Skruv	.Screw				1240
21	1	–	–	–	685651-2	.Gummiring	.Rubber ring				1250
22	2	–	–	–	1203044-1	.Gummiknapp	.Rubber button			CH 210050–	1260
	1	–	–	–		Lucka, kmpl	Hatch, cpl			CH –210049	1270
23	1	–	–	–	686432-6	.Lucka	.Hatch				1280
24	1	–	–	–	1203617-4	.Trälist	.Wooden strip			(684138)	1290
25	1	–	–	–	1203617-4	.Trälist	.Wooden strip			(684145)	1300
26	8	–	–	–	955157-3	.Skruv	.Screw				1310
27	4	–	–	–	678491-2	.Klammer	.Clamp				1320
28	12	–	–	–	955119-3	.Skruv	.Screw				1330
	1	–	–	–		Lucka, kmpl	Hatch, cpl			CH 210050–	1340
29	1	–	–	–	1213870-7	.Lucka	.Hatch				1350
30	1	–	–	–	1203617-4	.Trälist	.Wooden strip			(1213927)	1360
31	1	–	–	–	1203617-4	.Trälist	.Wooden strip			(1213926)	1370
32	9	–	–	–	955156-5	.Skruv	.Screw				1380
33	3	–	–	–	678491-2	.Klammer	.Clamp				1390
34	9	–	–	–	955119-3	.Skruv	.Screw				1400
35	2	–	–	–	680099-9	.Gummiknapp	.Rubber button				1410
36	1	–	–	–	1203248-8	.Kåpa	.Casing				1420
37	1	–	–	–	1203392-4	Värmeisolering	Heat insulation			CH 210050–	1430
38	1	–	–	–	683134-1	Skyddsnät	Guard net			SV HT	2010
x	1	–	–	–	1299716-9	Skyddsnät	Guard net			(1204715) SV NT	2020
39	2	–	–	–	684479-9	.Fäste	.Anchorage				2030
40	2	–	–	–	942624-8	.Skruv	.Bolt				2040
41	2	–	–	–	943123-0	.Nitmutter	.Rivet nut				2050
42	3	–	–	–	950047-1	Skruv	Bolt				2060
43	3	–	–	–	955893-3	Bricka	Resilient washer				2070
44	2	–	–	–	942624-8	Skruv	Bolt				2080
45	1	–	–	–	683135-8	Skyddsplåt	Plate				2090
46	360	–	–	–	672172-4	Kantskyddslist	Edge moulding			2 X 180	2100

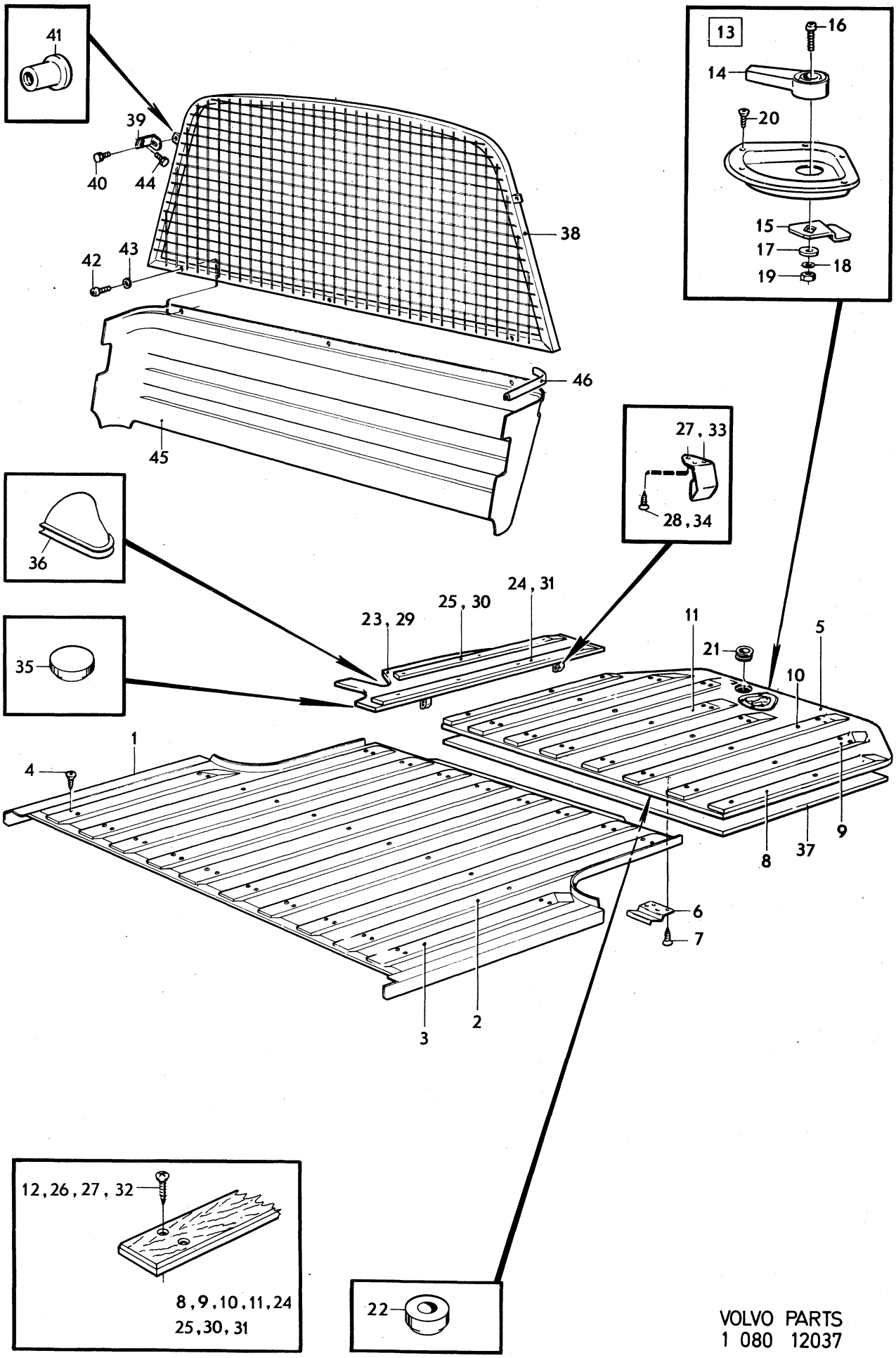

VOLVO PARTS
1 080 12037

Sida Page	Grupp Group	Takräcke 145 HT	Roof rack 145 HT	Illustration 10314 1980–04	2550
170	8				

Pos. Fig.	Antal/Quantity				Artikel nr Part No	Benämning	Description	Sats Kit	B P S R	Anmärkning Notes	
1	–	–	–	–	685750-2	Rör	Tube				1010
2	1	–	–	–	683100-2	Fäste, främre, V	Anchorage, forward, L				1020
	1	–	–	–	683101-0	Fäste, främre, H	Anchorage, forward, R				1030
3	2	–	–	–	683102-8	Underlägg	Base				1040
4	4	–	–	–	943841-7	Skruv	Screw				1050
5	4	–	–	–	941906-0	Fjädrande bricka	Resilient washer				1060
6	4	–	–	–	942668-5	Nit	Rivet				1070
7	1	–	–	–	683104-4	Fäste, bakre, V	Anchorage, rear, L				1080
	1	–	–	–	683105-1	Fäste, bakre, H	Anchorage, rear, R				1090
8	4	–	–	–	961319-1	Skruv	Screw				1100
9	2	–	–	–	683107-7	Bussning	Bushing				1110
10	1	–	–	–	683108-5	List	Moulding				1[illegible]
11	5	–	–	–	683174-7	Clips	Clip				1130
12	ERF	–	–	–	683109-3	Tejp	Tape		5		1140

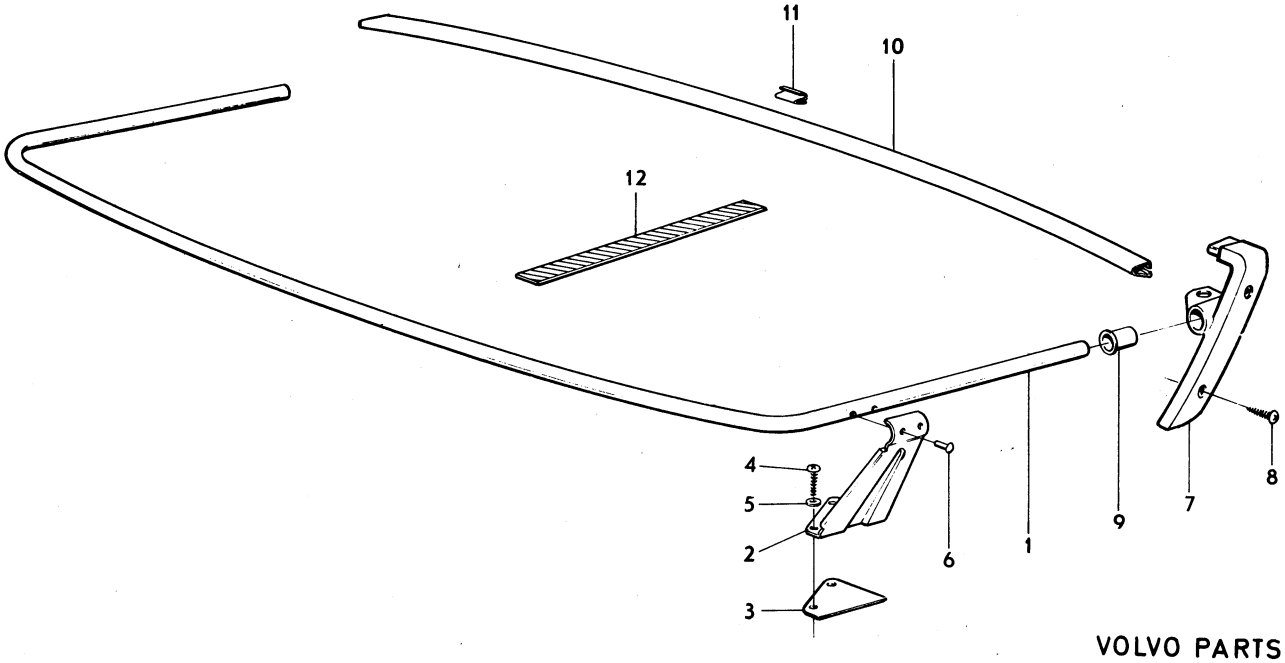

VOLVO PARTS
1 080 10314

Sida Page	Grupp Group	Innerklädsel sammanställning	Upholstery, assembly	Illustration	2575
172	8			26908 1980–04	

Pos. Fig.	Antal/Quantity				Artikel nr Part No	Benämning	Description	Sats Kit	B P S R	Anmärkning Notes	
1	–	–	–	–		INNERKLÄDSEL	UPHOLSTERY				0020
						142	142				0060
											0080
	–	–	–	–		.INREDNINGSKOD	.UPHOLSTERY CODE				0100
	–	–	–	–		..667, 668, 669	..667, 668, 669			SE SIDA 174, 3-C09	0120
	–	–	–	–		..670, 671, 672,673	..670, 671, 672, 673			SE SIDA 180, 3-C15	0140
	–	–	–	–		..674, 675, 676,677	..674, 675, 676, 677			SE SIDA 186, 3-C21	0160
	–	–	–	–		..678, 679, 680	..678, 679, 680			SE SIDA 192, 3-D03	0180
	–	–	–	–		..681, 682, 684	..681, 682, 684			SE SIDA 198, 3-D09	0200
	–	–	–	–		..689, 690, 691,692	..689, 690, 691, 692			SE SIDA 204, 3-D15	02[illegible]
	–	–	–	–		..694, 695, 697	..694, 695, 697			SE SIDA 212, 3-D23	02[illegible]
	–	–	–	–		..700, 998	..700, 998			SE SIDA 218, 3-E05	0260
											0280
											0290
2	–	–	–	–		INNERKLÄDSEL	UPHOLSTERY				0300
						144	144				0340
											03[illegible]
	–	–	–	–		.INREDNINGSKOD	.UPHOLSTERY CODE				0380
	–	–	–	–		..256, 257	..256, 257			SE SIDA 222, 3-E09	0400
	–	–	–	–		..540, 541, 542, 543	..540, 541, 542, 543			SE SIDA 226, 3-E13	0420
	–	–	–	–		..544, 545, 546, 547	..544, 545, 546, 547			SE SIDA 234, 3-E21	0440
	–	–	–	–		..548, 549, 550	..548, 549, 550			SE SIDA 242, 3-F05	0460
	–	–	–	–		..551, 552, 553	..551, 552, 553			SE SIDA 248, 3-F11	0480
	–	–	–	–		..554, 555, 556, 557	..554, 555, 556, 557			SE SIDA 254, 3-F17	0500
	–	–	–	–		..559, 560	..559, 560			SE SIDA 262, 3-G01	0520
	–	–	–	–		..562, 565	..562, 565			SE SIDA 268, 3-G07	0540
	–	–	–	–		..567, 999	..567, 999			SE SIDA 274, 3-G13	0560
											0580
											0590
3	–	–	–	–		INNERKLÄDSEL	UPHOLSTERY				0600
						145	145				0620
											0640
	–	–	–	–		.INREDNINGSKOD	.UPHOLSTERY				0660
						145 NT	145 NT				0680
	–	–	–	–		..240, 241, 243, 245	..240, 241, 243, 245			SE SIDA 278, 3-G17	0700
	–	–	–	–		..246, 248, 251	..246, 248, 251			SE SIDA 286, 3-H01	0720
	–	–	–	–		..876, 877, 878, 881	..876, 877, 878, 881			SE SIDA 292, 3-H07	0740
	–	–	–	–		..882, 883, 884, 885	..882, 883, 884, 885			SE SIDA 298, 3-H13	07[illegible]
	–	–	–	–		..886, 894	..886, 894			SE SIDA 304, 3-H19	078[illegible]
	–	–	–	–		..253	..253			SE SIDA 308, 3-H23	0800
	–	–	–	–		..891	..891			SE SIDA 312, 3-I03	0820
	–	–	–	–		..255	..255			SE SIDA 316, 3-I07	0840
	–	–	–	–		..888 NT VARU SV	..888 NT VARU SV			SE SIDA 320, 3-I11	0860
	–	–	–	–							08[illegible]
	–	–	–	–		.INREDNINGSKOD	.UPHOLSTERY CODE				0900
						145 HT	145 HT				0920
	–	–	–	–		..891	..891			SE SIDA 324, 3-I15	0940
	–	–	–	–		..876 HT	..876 HT			SE SIDA 328, 3-I19	0960
	–	–	–	–		..888 HT SV	..888 HT SV			SE SIDA 332, 3-I23	0980

1

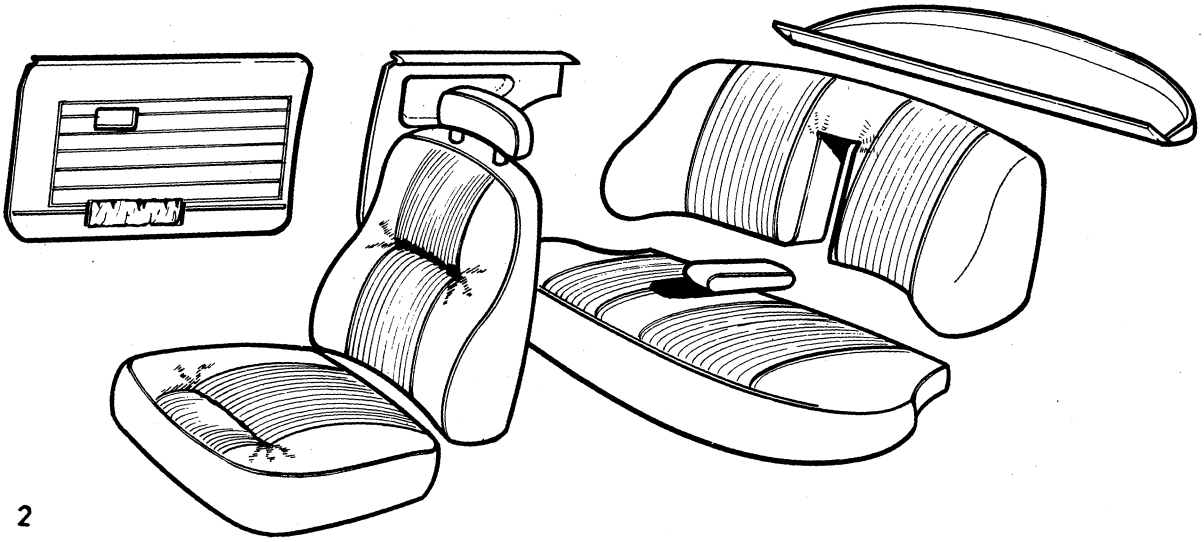

2

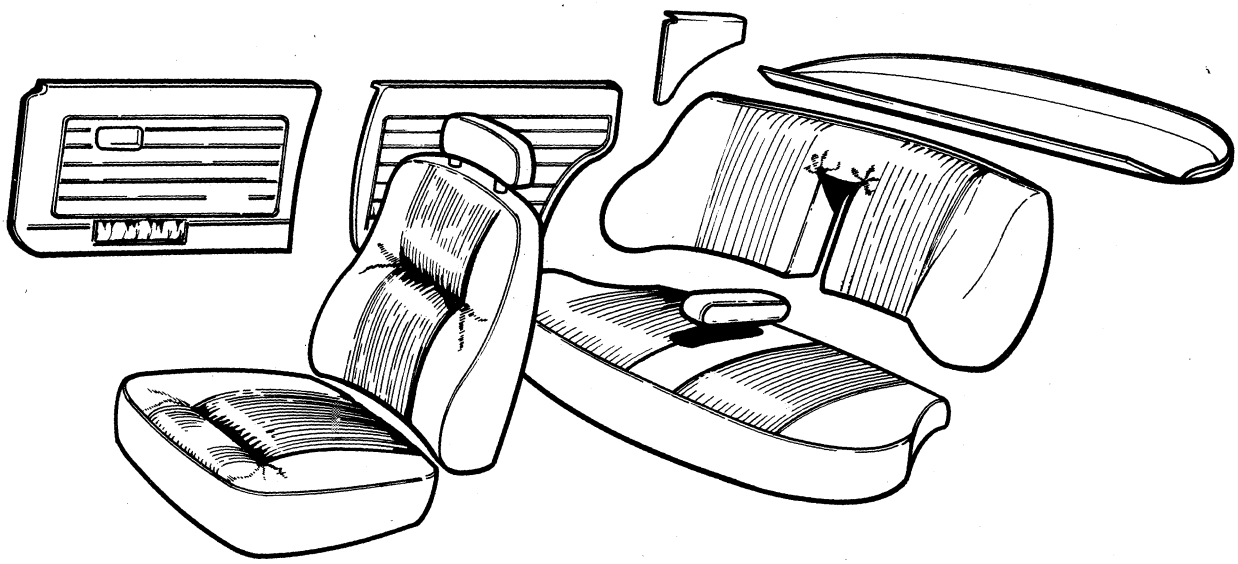

3

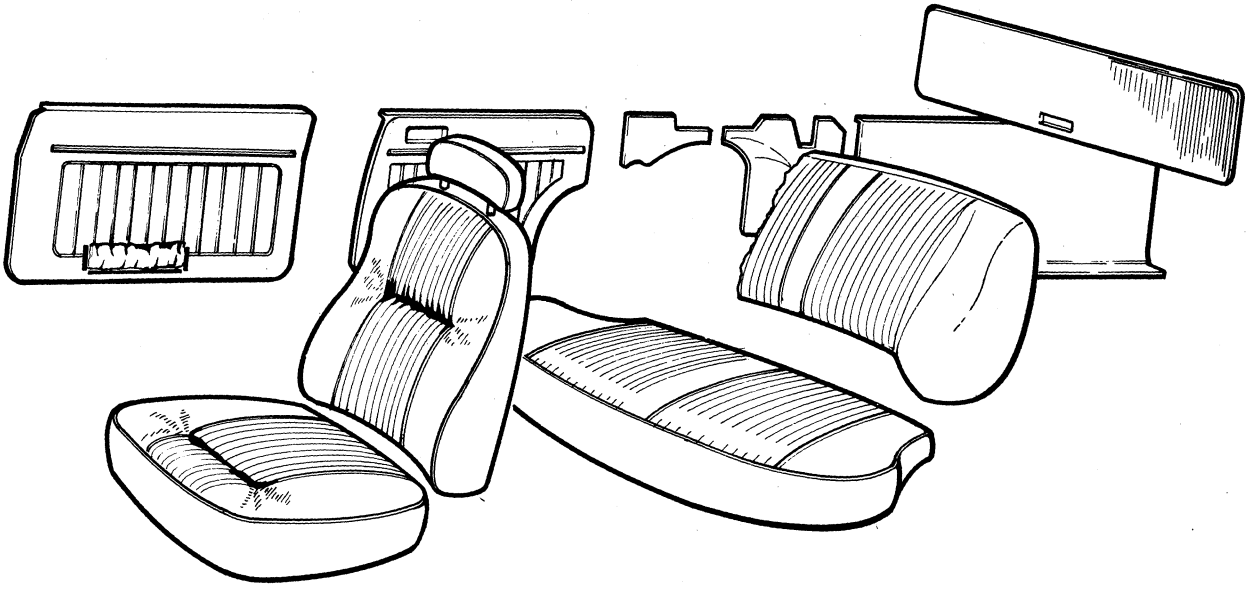

Sida Page	Grupp Group	Innerklädsel, 142 klädselkombination 667, 668, 669	Upholstery, 142 upholstery combination 667, 668, 669	Illustration 12111 1980–04	2600
174	8				

Pos. Fig.	Antal/Quantity 667	668	669		Artikel nr Part No	Benämning	Description	Sats Kit	B P S R	Anmärkning Notes	
1	ERF	–	–	–	699383-6	Tyg, svart	Material, black			8) METERVARA	0020
	ERF	–	–	–	699288-7	Trikåplast, svart	Plastic–coated fabric, elastic, black			8) METERVARA	0040 0060
	ERF	–	–	–	699293-7	Vävplast, svart	Plastic–coated fabric, black			9) METERVARA ERS AV 699419–8	0080 0100
	–	–	–	–		Produktskylten stämplad 667	Designation plate stamped 667				0120 0140 0160
	–	ERF	–	–		Läder, läderfärgat	Leather, hide		8		0180
	–	ERF	–	–	699290-3	Vävplast, läderfärgad	Plastic–coated fabric, hide			9) METERVARA	0200 [illegible]
	–	–	–	–		Produktskylten stämplad 668	Designation plate stamped 668				0240 0260 0280
	–	–	ERF	–		Läder, svart	Leather, black		8		0300
	–	–	ERF	–	699293-7	Vävplast, svart	Plastic–coated fabric, black			9) METERVARA, ERS AV 699419–8	0320 [illegible]
	–	–	–	–		Produktskylten stämplad 669	Designation plate stamped 669				[illegible] 0380 0400
2	2	–	–	–	697829-0	Klädsel	Cover				0420
	–	2	–	–	697462-0	Klädsel	Cover				0440
	–	–	2	–	697880-3	Klädsel	Cover				0460
3	12	2	2	–	94944-6	.Knapp	.Button				0480
4	12	2	2	–	94945-3	.Hållare	.Retainer				0500
5	–	4	4	–	1224372-1	.Stropp	.Strap			(1204947)	0520
6	–	4	4	–	94944-6	..Knapp	..Knapp				0540
7	–	4	4	–	94945-3	..Hållare	..Retainer				0560
8	2	–	–	–	697831-6	Klädsel	Cover				0580
	–	2	–	–	697464-6	Klädsel	Cover				0600
	–	–	2	–	697881-1	Klädsel	Cover		8		0620
9	2	–	2	–	697808-4	Klädsel	Cover				0640
	–	2	–	–	697698-9	Klädsel	Cover				0660
10	1	–	–	–	697833-2	Klädsel	Cover		8		0680
	–	1	–	–	697466-1	Klädsel	Cover				0700
	–	–	1	–	697882-9	Klädsel	Cover		8		0720
	1	–	–	–	697833-2	Klädsel	Cover		8		0740
11	1	–	–	–	697837-3	Klädsel	Cover				[illegible]
	–	1	–	–	697468-7	Klädsel, V	Cover, L				[illegible]
	–	1	–	–	697469-5	Klädsel, H	Cover, R				0800
	–	–	1	–	697883-7	Klädsel, V	Cover, L				0820
	–	–	1	–	697884-5	Klädsel, H	Cover, R				0840
12	–	1	–	–	697470-3	Klädsel	Cover				0860
	–	–	1	–	697885-2	Klädsel	Cover				[illegible]
13	2	–	–	–	283046-1	Nackskydd baksäte, svart klädsel, kmpl	Head restraint, rear seat, black cover, cpl		8	4)	[illegible] 0920 0940
	–	2	2	–	282098-3	Nackskydd baksäte, svart klädsel	Head restraint, black cover		8	4)	0960 0980
13a	4	–	–	–	1221032-4	.Låsmuff	.Lock unit				1000
13b	4	–	–	–	688900-0	.Fäste	.Anchorage				1020
13c	4	–	–	–	1224010-7	.Täckbricka	.Cover plate		8		1040

4. Ej standardutrustning. Säljes som tillbehör. Optional extra. N'est pas equipement standard. Est vendur comme accessoire. Nicht serienmässig. Verkauf als Zubehör. No forma parti del equipo standard. Se vende como accesorio.
8. Enhet längdmeter. Metervarans bredd = 150 cm. Unit. Linear metre. Width of material = 150 cm. Unité, en mètres. Au mètre, de largeur 150 cm. Einheit, laufendes Meter. Breite der Meterware = 150 cm. Unidad, en metros. Por metro, ancho 150 cm.
9. Enhet kvadratmeter. Metervarans bredd = 130 cm. Unit: Square metres. Width of material = 130 cm. Unités, en mètres carrés. Au mètre de largeur 130 cm. Einheit, Quadratmeter. Breite der Meterware = 130 cm. Unidad, en metros cuadrados. Por metro, ancho 130 cm.

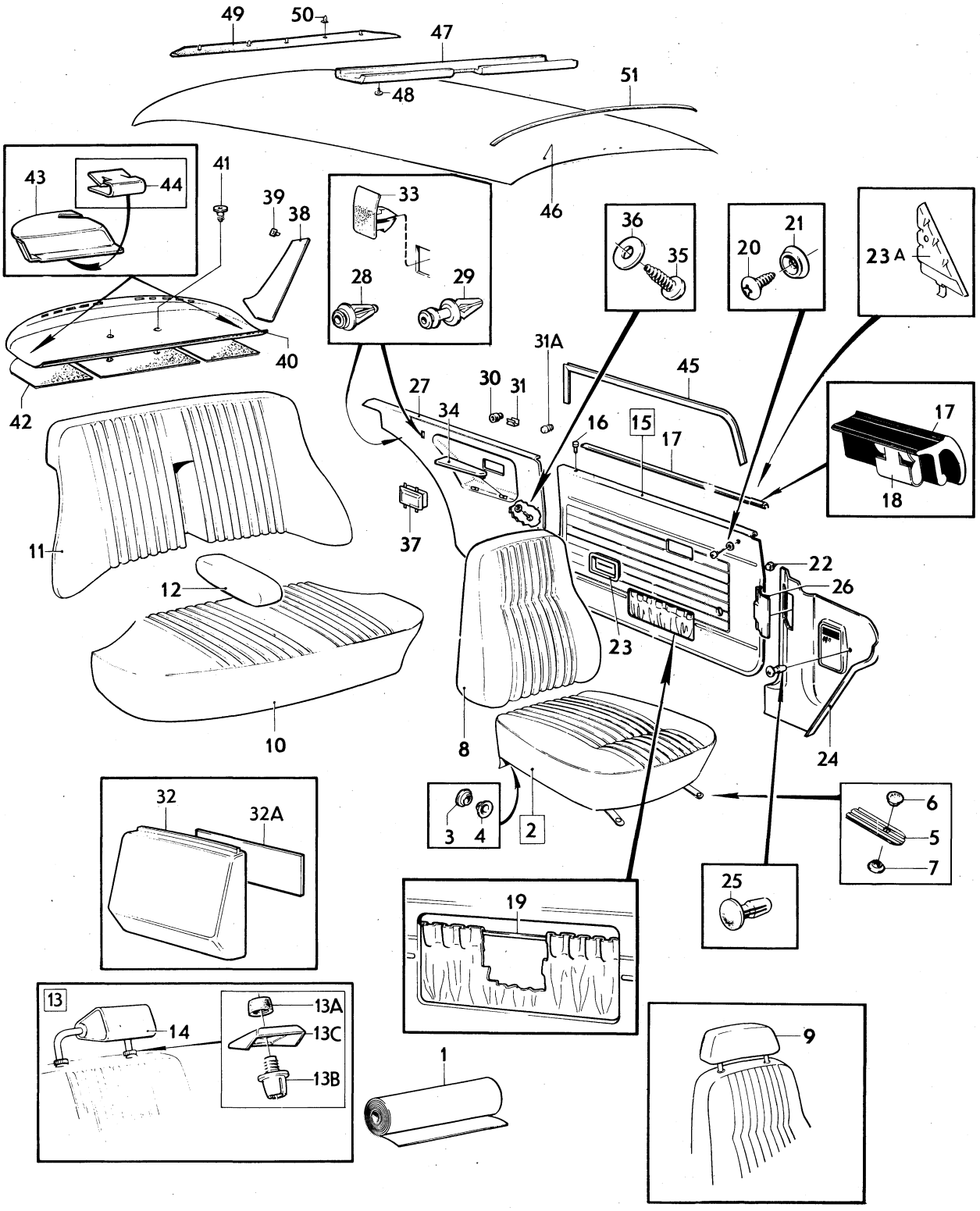

VOLVO PARTS
1 080 12111

Sida Page	Grupp Group	Innerklädsel, 142 klädselkombination 667, 668, 669	Upholstery, 142 upholstery combination 667, 668, 669	Illustration 12111 1980–04	2600
176	8				

	Pos. Fig.	Antal/Quantity 667	668	669		Artikel nr Part No	Benämning	Description	Sats Kit	B P S R	Anmärkning Notes	
	14	2	–	2	–	697810-0	Klädsel	Cover			4)	1060
		–	2	–	–	697481-0	Klädsel	Cover			4)	1080
	15	1	–	–	–	697843-1	Dörrpanel, V	Door panel, L			ERS AV 1 ST 697812–6	1100
		–	1	–	–	697704-5	Dörrpanel, V	Door panel, L				1120
		–	–	1	–	697812-6	Dörrpanel, V	Door panel, L				1140
		1	–	–	–	697845-6	Dörrpanel, H	Door panel, R			ERS AV 1 ST 697813–4	1160
		–	1	–	–	697705-2	Dörrpanel, H	Door panel, R				1180
		–	–	1	–	697813-4	Dörrpanel, H	Door panel, R				1200
	16	2	2	2	–	677003-6	.Bussning	.Bushing				1220
x	17	2	2	2	–	1264547-9	.List	.Moulding		5	(1210425)	1240
	18	22	22	22	–	1210439-4	.Clips	.Clip				12[illegible]
	19	–	600	600	–	1224099-0	.Resårband	.Rubber strap			(13391) METERVARA	1280
											2 X 300	1300
	20	4	4	4	–	955156-5	Skruv	Screw				1320
	21	4	4	4	–	959057-1	Bricka	Washer				1340
	22	50	50	50	–	680097-3	Fäste	Anchorage				1360
	23	2	2	2	–	1210476-6	Sarg	Frame				138[illegible]
	23a	1	1	1	–	1204630-6	Panel, V	Panel, L				1400
		1	1	1	–	1204631-4	Panel, H	Panel, R				1420
	24	1	1	1	–	1210666-2	Panel, V	Panel, L		5	ERS AV 1 ST 1224756–5,	1440
											1 ST 1224832–4,	1460
											1 ST 1224833–2,	1480
											1 ST 1264867–1	1500
		1	1	1	–	1221109-0	Panel, H	Panel, R				1520
x	25	2	2	2	–	948690-3	Clips	Clip		2	(945790)	1540
	26	1	1	1	–	1207699-8	Lucka	Lid				1560
x	27	1	–	–	–	698831-5	Panel, V	Panel, L		5	(687515) SBUR	1580
x		1	–	–	–	698831-5	Panel, V	Panel, L		5	(687081) SBMR	1600
		–	1	–	–	697706-0	Panel, V	Panel, L		8		1620
x		–	–	1	–	698831-5	Panel, V	Panel, L		5	(697814)	1640
x		1	–	–	–	698832-3	Panel, H	Panel, R		5	(687516)	1660
x		1	–	–	–	698832-3	Panel, H	Panel, R		5	(687082)	1680
		–	1	–	–	697707-8	Panel, H	Panel, R		8		1700
x		–	–	1	–	698832-3	Panel, H	Panel, R		5	(697815)	1720
	28	–	2	2	–	1207632-9	Clips	Clip			ALT 1	1740
	29	–	4	4	–	1207633-7	Clips	Clip			ALT 1	1760
	30	4	4	4	–	680720-0	Plugg	Plug			ALT 2	1780
	31	6	6	6	–	943131-3	Clips	Clip			ALT 2	180[illegible]
	31a	2	2	2	–	678446-6	Buffert	Cushion			CH 398200–	182[illegible]
	32	2	2	2	–	686538-0	Kåpa	Casing				1840
	32a	1	1	1	–	1207716-0	Täckskiva	Cover disc		1	SBMR	1860
	33	2	–	–	–	1204718-9	Clips	Clip			EXCL SM CH– 417831	1880
	34	1	1	1	–	1210813-0	Armstöd, V	Armrest, L				1900
		1	1	1	–	1210814-8	Armstöd, H	Armrest, R				192[illegible]
	35	4	4	4	–	955139-1	Skruv	Screw				194[illegible]
	36	4	4	4	–	192292-1	Bricka	Washer				1960
	37	–	–	–	–		Askkopp	Ash–tray			SE INRE UTRUSTNING	1980
											SEE INTERIOR EQUIPMENT	2000
	38	1	1	1	–	695610-6	Panel, V	Panel, L				2020
		1	1	1	–	695611-4	Panel, H	Panel, R				2040
	39	8	8	8	–	680097-3	Fäste	Anchorage				2060
x	40	1	–	–	–	1264913-3	Hatthylla	Hat shelf		5	(1210578) (1224387)	2080
											ALT 1	2100
x		1	–	–	–	1264913-3	Hatthylla	Hat shelf		5	(1210598) (1224387)	2120
											ALT 2	2140
x		–	1	–	–	1264913-3	Hatthylla	Hat shelf		5	(1210876) (1224394)	2160
											EXCL USA, CAN	2180
x		–	1	–	–	1264885-3	Hatthylla	Hat shelf		5	(1221046) USA, CAN	2200

4. Ej standardutrustning. Säljes som tillbehör. Optional extra. N'est pas equipement standard. Est vendur comme accessoire. Nicht serienmässig. Verkauf als Zubehör. No forma parti del equipo standard. Se vende como accesorio.

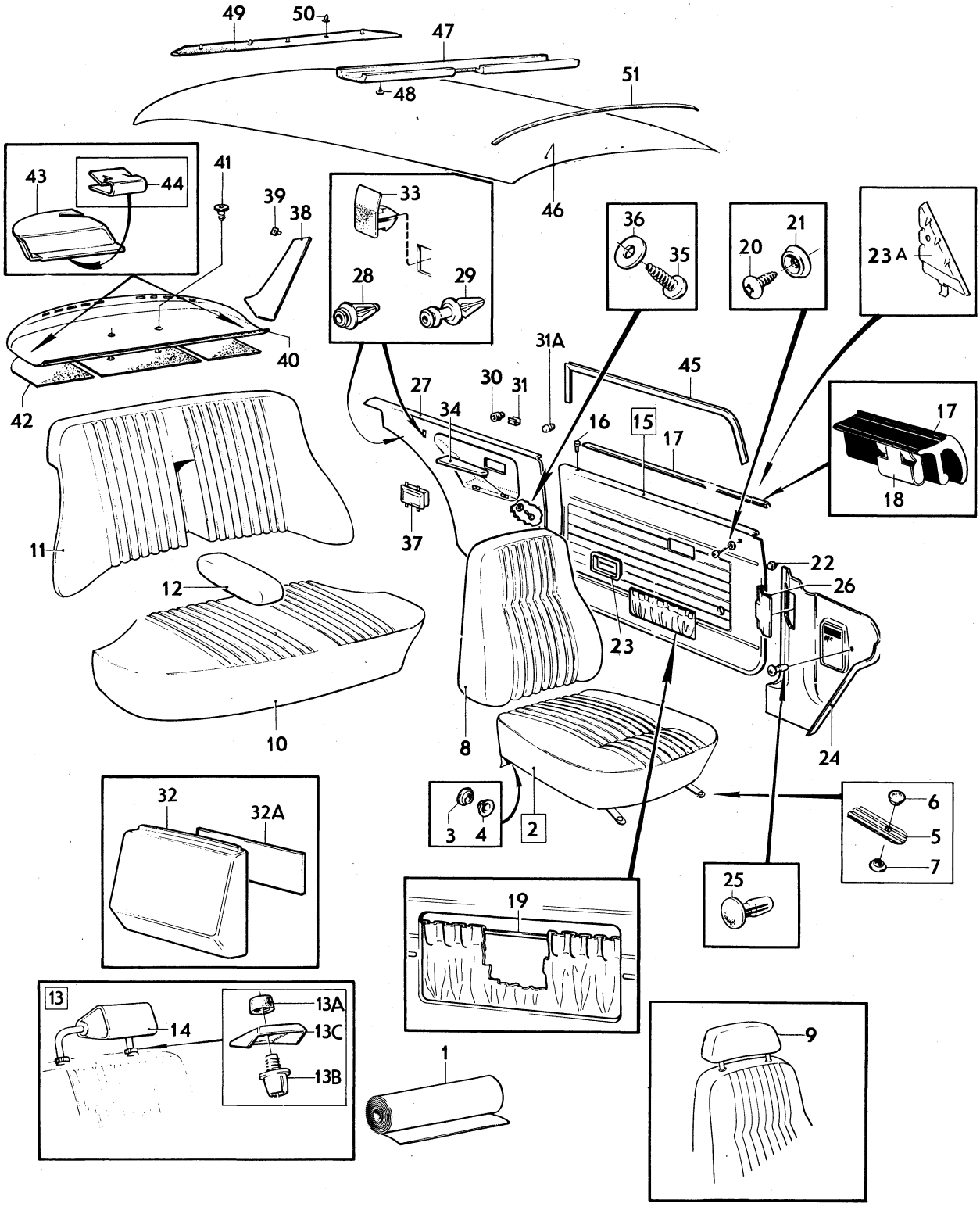

VOLVO PARTS
1 080 12111

Sida Page	Grupp Group	Innerklädsel, 142 klädselkombination	Upholstery, 142 upholstery combination	Illustration
178	8	667, 668, 669	667, 668, 669	12111 1980–04

	Pos. Fig.	Antal/Quantity 667	668	669		Artikel nr Part No	Benämning	Description	Sats Kit	B P S R	Anmärkning Notes	
												2600
x		–	–	1	–	1264913-3	Hatthylla	Hat shelf		5	(1210578) (1224387)	2220
											EXCL USA, CAN	2240
x		–	–	1	–	1264885-3	Hatthylla	Hat shelf		5	(1210579) (1224392)	2260
											USA, CAN	2280
	41	2	2	2	–	1221346-8	Fäste	Anchorage				2300
	42	1	1	1	–	1213462-3	Isoleringsmatta, V	Insulating matting, L				2320
		1	1	1	–	1213463-1	Isoleringsmatta, H	Insulating matting, R				2340
		1	1	1	–	1213476-3	Isoleringsmatta, mitt	Insulating matting, centre				2360
												2380
	43	–	1	1	–	1210580-5	Kåpa, säkerhetsbälte, V	Casing, safety belt, L			USA, CAN	2400
		–	1	1	–	1210581-3	Kåpa, säkerhetsbälte, H	Casing, safety belt, R			USA, CAN	2[illegible]
	44	–	2	2	–	1221347-6	Clips	Clip			USA, CAN	24[illegible]
x	45	5600	5600	5600	–	1254784-0	Kantskyddslist	Edge moulding		2	(678238) 2X2800	2460
	46	1	1	1	–	691865-0	Innertak	Head lining			UTL	2480
		1	1	1	–	692702-4	Innertak	Head lining			MTL	2500
		ERF	ERF	ERF	–	99755-1	.Trikåplast	.Plastic–coated fabric		8	9)	2520
	47	1	1	1	–	692067-2	Stoppning	Upholstery			UTL	2[illegible]
	48	6	6	6	–	666629-1	Plugg	Plug			UTL	2[illegible]
	49	1	1	1	–	692081-3	Stoppning	Upholstery		8		2580
	50	5	5	5	–	678274-2	Clips	Clip				2600
	51	5	5	5	–	677517-5	Taksprygel	Roof bow			UTL	2620
		1	1	1	–	677517-5	Taksprygel	Roof bow			MTL	2640
		1	1	1	–	681569-0	Taksprygel	Roof bow			MTL	2660

9. Enhet kvadratmeter. Metervarans bredd = 130 cm. Unit: Square metres. Width of material = 130 cm. Unités, en mètres carrés. Au mètre de largeur 130 cm. Einheit, Quadratmeter. Breite der Meterware = 130 cm. Unidad, en metros cuadrados. Por metro, ancho 130 cm.

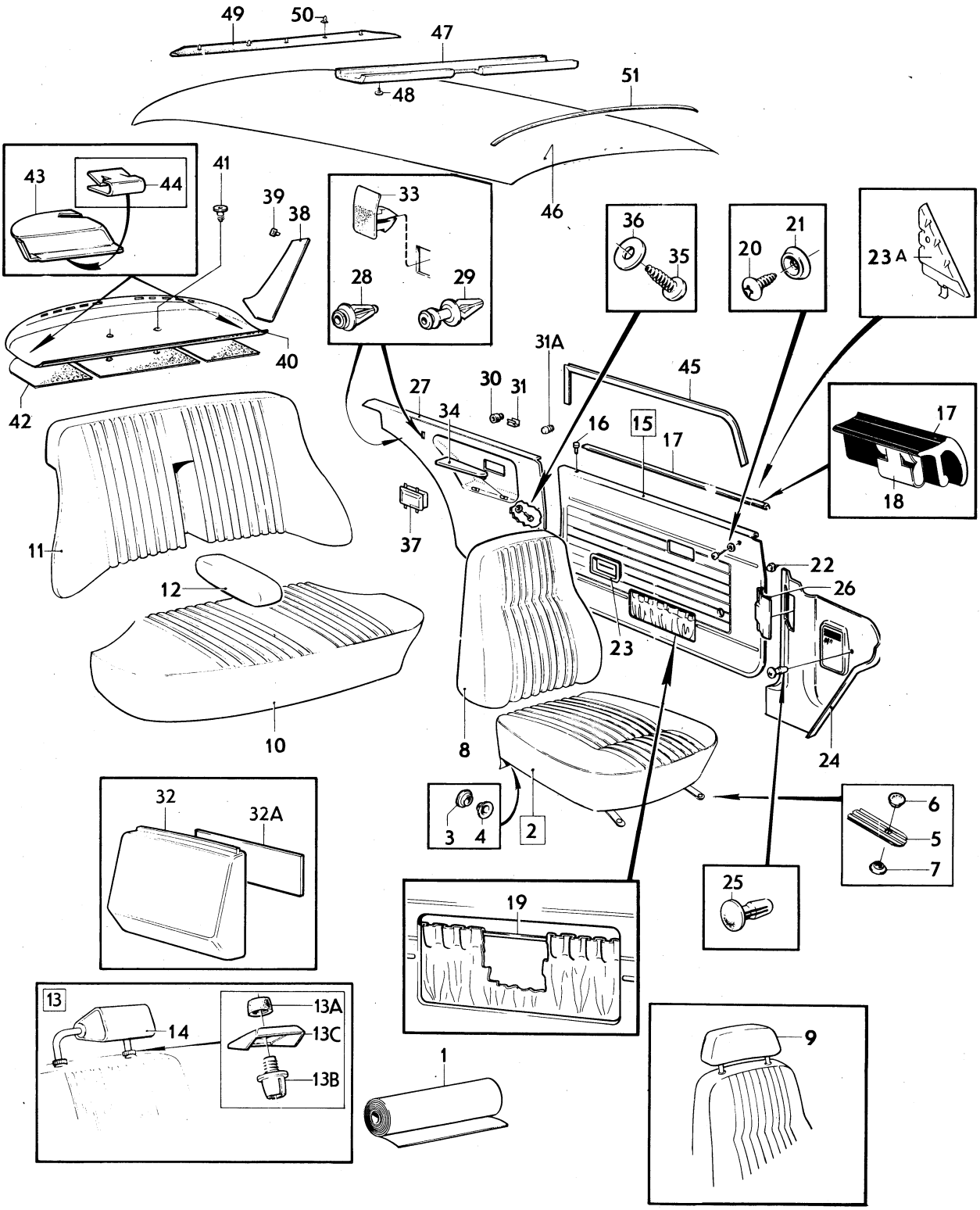

VOLVO PARTS
1 080 12111

Sida Page	Grupp Group	Innerklädsel, 142	Upholstery, 142	Illustration	2650
		klädselkombination	upholstery combination	12222	
180	8	670–673	670–673	1980–04	

Pos. Fig.	Antal/Quantity 670	671	672	673	Artikel nr Part No	Benämning	Description	Sats Kit	BPSR	Anmärkning Notes	
1	ERF	–	–	–	699206-9	Tyg, blått	Material, blue			8) METERVARA	1010
	ERF	–	–	–	699225-9	Vävplast, blå	Plastic–coated fabric, blue			9) METERVARA	1020 1030
	–	–	–	–		Produktskylten stämplad 670–824	Designation plate stamped 670–824				1040 1050 1060
	–	ERF	–	–	699207-7	Tyg, rött	Material, red			8) METERVARA	1070
x	–	ERF	–	–	699065-9	Vävplast, röd	Plastic–coated fabric, red			9) (699229) METERVARA	1080 1090
	–	–	–	–		Produktskylten stämplad 671–825	Designation plate stamped 671–825				1100 1120
	–	–	ERF	–	699208-5	Tyg, brunt	Material, brown			8) METERVARA	1130
x	–	–	ERF	–	699419-8	Vävplast, svart	Plastic–coated fabric, black		6	9) (99949) METERVARA	1140 1150
	–	–	–	–		Produktskylten stämplad 672–826	Designation plate stamped 672–826				1160 1180
	–	–	–	ERF	699209-3	Tyg, brunt	Material, brown			8) METERVARA	1190
	–	–	–	ERF	699215-0	Vävplast, brun	Plastic–coated fabric, brown			9) METERVARA	1200 1210
	–	–	–	–		Produktskylten stämplad 673–827	Designation plate stamped 673–827				1220 1230 1240
2	2	–	–	–	696236-9	Klädsel	Cover				1250
	–	2	–	–	696276-5	Klädsel	Cover		8		1260
	–	–	2	–	696404-3	Klädsel	Cover				1270
	–	–	–	2	696405-0	Klädsel	Cover				1280
3	12	12	12	12	94944-6	.Knapp	.Button				1290
4	12	12	12	12	94945-3	.Hållare	.Retainer				1300
5	2	–	–	–	696237-7	Klädsel	Cover				1310
	–	2	–	–	696277-3	Klädsel	Cover				1320
	–	–	2	–	696409-2	Klädsel	Cover				1330
	–	–	–	2	696410-0	Klädsel	Cover				1340
5a	2	–	–	–	696250-0	Klädsel	Cover				1350
	–	2	–	–	696288-0	Klädsel	Cover				1360
	–	–	2	–	697808-4	Klädsel	Cover			(696430)	1370
	–	–	–	2	697774-8	Klädsel	Cover			(696431)	1[illegible]
6	1	–	–	–	696240-1	Klädsel	Cover				1[illegible]
	–	1	–	–	696280-7	Klädsel	Cover				1400
	–	–	1	–	696416-7	Klädsel	Cover				1410
	–	–	–	1	696417-5	Klädsel	Cover				1420
7	1	–	–	–	696241-9	Klädsel	Cover				1430
	–	1	–	–	696281-5	Klädsel	Cover				1[illegible]
	–	–	1	–	696423-3	Klädsel	Cover				1450
	–	–	–	1	696424-1	Klädsel	Cover				1460
8	1	–	–	–	696252-6	Klädsel	Cover				1470
	–	1	–	–	696291-4	Klädsel	Cover		8		1480
	–	–	1	–	696436-5	Klädsel	Cover				1490
	–	–	–	1	696437-3	Klädsel	Cover				1500
8a	2	2	2	2	282098-3	Nackskydd baksäte, svart klädsel	Head restraint seat black cover		8		1510 1520

8. Enhet längdmeter. Metervarans bredd = 150 cm. Unit. Linear metre. Width of material = 150 cm. Unité, en mètres. Au mètre, de largeur 150 cm. Einheit, laufendes Meter. Breite der Meterware = 150 cm. Unidad, en metros. Por metro, ancho 150 cm.

9. Enhet kvadratmeter. Metervarans bredd = 130 cm. Unit: Square metres. Width of material = 130 cm. Unités, en mètres carrés. Au mètre de largeur 130 cm. Einheit, Quadratmeter. Breite der Meterware = 130 cm. Unidad, en metros cuadrados. Por metro, ancho 130 cm.

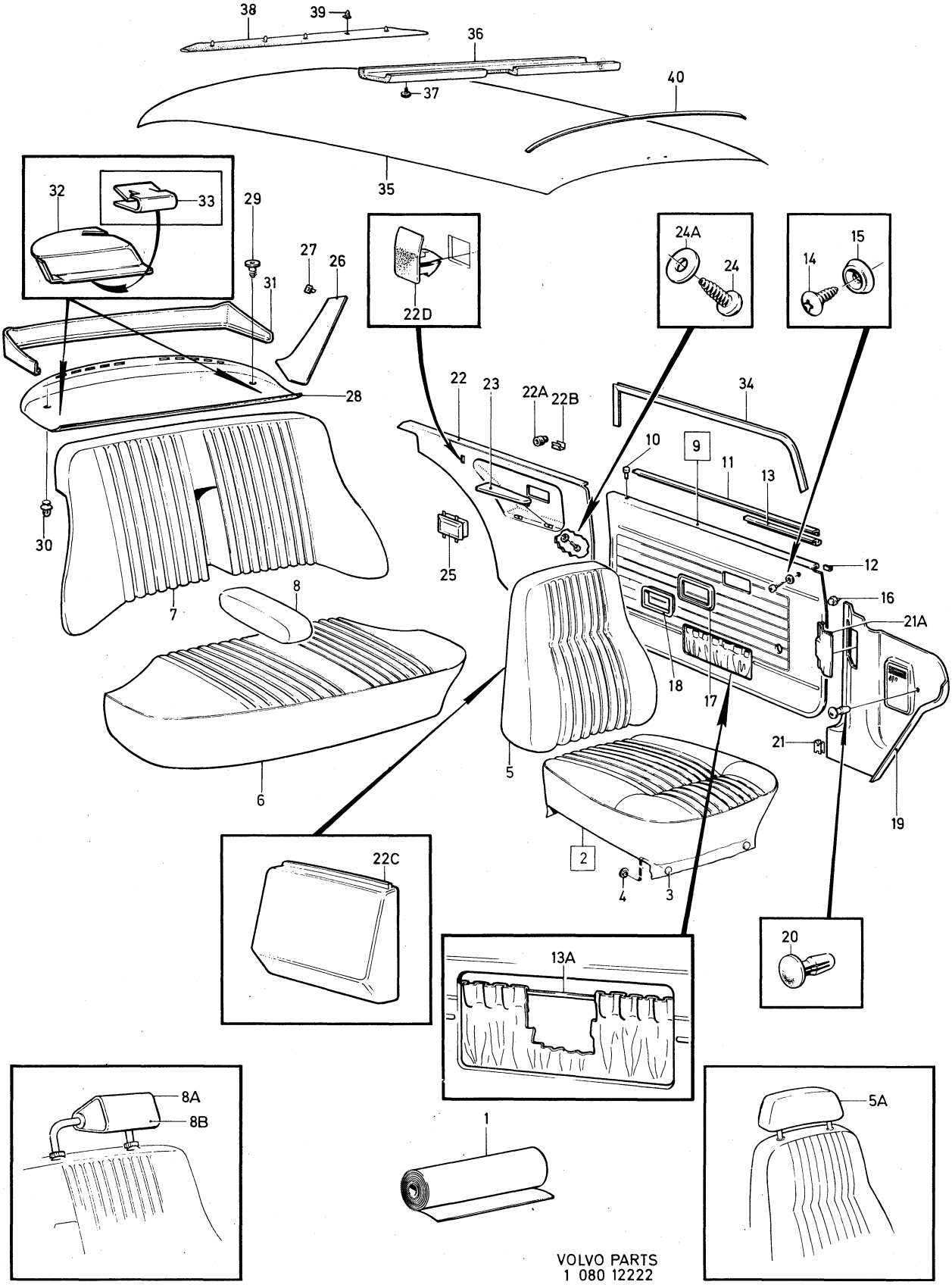

VOLVO PARTS
1 080 12222

Sida Page	Grupp Group	Innerklädsel, 142 klädselkombination	Upholstery, 142 upholstery combination	Illustration 12222	2650
182	8	670–673	670–673	1980–04	

	Pos. Fig.	Antal/Quantity 670	671	672	673	Artikel nr Part No	Benämning	Description	Sats Kit	BPSR	Anmärkning Notes	
	8b	2	–	–	–	696249-2	Klädsel	Cover		8	4)	1530
		–	2	–	–	696289-8	Klädsel	Cover		8	4)	1540
		–	–	2	–	696432-4	Klädsel	Cover		8	4)	1550
		–	–	–	2	696433-2	Klädsel	Cover		8	4)	1560
	9	1	–	–	–	696255-9	Dörrpanel, V	Door panel, L				2010
		–	1	–	–	696294-8	Dörrpanel, V	Door panel, L				2020
		–	–	1	–	696442-3	Dörrpanel, V	Door panel		6	ERS AV 1 ST 696308–6,	2030
											1 ST 696309–4	2031
		–	–	–	1	696443-1	Dörrpanel, V	Door panel, L				2040
		1	–	–	–	696256-7	Dörrpanel, H	Door panel, R				2050
		–	1	–	–	696295-5	Dörrpanel, H	Door panel, R				[illegible]
		–	–	1	–	696444-9	Dörrpanel, H	Door panel, R				[illegible]
		–	–	–	1	696445-6	Dörrpanel, H	Door panel, R		8		2080
	10	2	2	2	2	677003-6	.Bussning	.Bushing				2090
	11	2	2	2	2	678200-7	.List	.Moulding		8		2100
	12	26	26	26	26	678201-5	.Clips	.Clip				2110
	13	1	1	1	1	686781-6	.Tätningslist, V	.Seal moulding, L				[illegible]
		1	1	1	1	686782-4	.Tätningslist, H	.Seal moulding, R				[illegible]
	13a	600	600	600	600	1224099-0	.Resårband	.Rubber strap			(13391) METERVARA	2140
											2 X 300	2141
	14	4	4	4	4	955154-0	Skruv	Screw				2150
	15	4	4	4	4	959057-1	Bricka	Washer				2160
	16	48	48	48	48	680097-3	Fäste	Anchorage				2170
	17	2	2	2	2	678096-9	Ram	Frame				2180
	18	2	2	2	2	677950-8	Sarg	Frame				2190
	19	1	1	1	1	1210666-2	Panel, V	Panel, L		5	ERS AV 1 ST 1224756–5,	2200
											1 ST 1224832–4,	2201
											1 ST 1224833–2,	2202
											1 ST 1264867–1	2203
		1	1	1	1	1221109-0	Panel, H	Panel, R				2210
x	20	2	2	2	2	948690-3	Clips	Clip		2	(945790)	2220
	21	8	8	8	8	944385-4	Clips	Clip				2230
	21a	1	1	1	1	1221217-1	Lucka	Lid				2240
	22	1	–	–	–	696257-5	Panel, V	Panel, L		8		2250
		–	1	–	–	696296-3	Panel, V	Panel, L				2260
		–	–	1	–	696446-4	Panel, V	Panel, L				2270
		–	–	–	1	696447-2	Panel, V	Panel, L				2280
		1	–	–	–	696258-3	Panel, H	Panel, R				[illegible]
		–	1	–	–	696297-1	Panel, H	Panel, R				[illegible]
x		–	–	1	–	698832-3	Panel, H	Panel, R		5	(696448)	2310
		–	–	–	1	696449-8	Panel, H	Panel, R				2320
	22a	4	4	4	4	680720-0	Plugg	Plug				2330
	22b	8	8	8	8	943131-3	Clips	Clip				2340
	22c	2	2	2	2	686538-0	Kåpa	Casing				[illegible]
	22d	2	2	2	2	1204718-9	Clips	Clip			BAS EXCL SM	[illegible]
	23	1	1	1	1	1210813-0	Armstöd, V	Armrest, L				2360
		1	1	1	1	1210814-8	Armstöd, H	Armrest, R				2370
	24	4	4	4	4	955139-1	Skruv	Screw				2380
	24a	4	4	4	4	192292-1	Bricka	Washer				2390
	25	1	1	1	1		Askkopp	Ash–tray			SE INRE UTRUSTNING	2400
											SEE INTERIOR EQUIPMENT	2410
	26	1	1	1	1	695610-6	Panel, V	Panel, L				2420
		1	1	1	1	695611-4	Panel, H	Panel, R		8		2430
	27	8	8	8	8	680097-3	Fäste	Anchorage				2440
	28	1	–	–	–	1210874-2	Hatthylla	Hat shelf			EXCL USA, CAN	3010
x		1	–	–	–	1264885-3	Hatthylla	Hat shelf		5	(1221326) (1224392)	3020
											USA, CAN,	3025
											CH–OMKR 341500	3026

4. Ej standardutrustning. Säljes som tillbehör. Optional extra. N'est pas equipement standard. Est vendur comme accessoire. Nicht serienmässig. Verkauf als Zubehör. No forma parti del equipo standard. Se vende como accesorio.

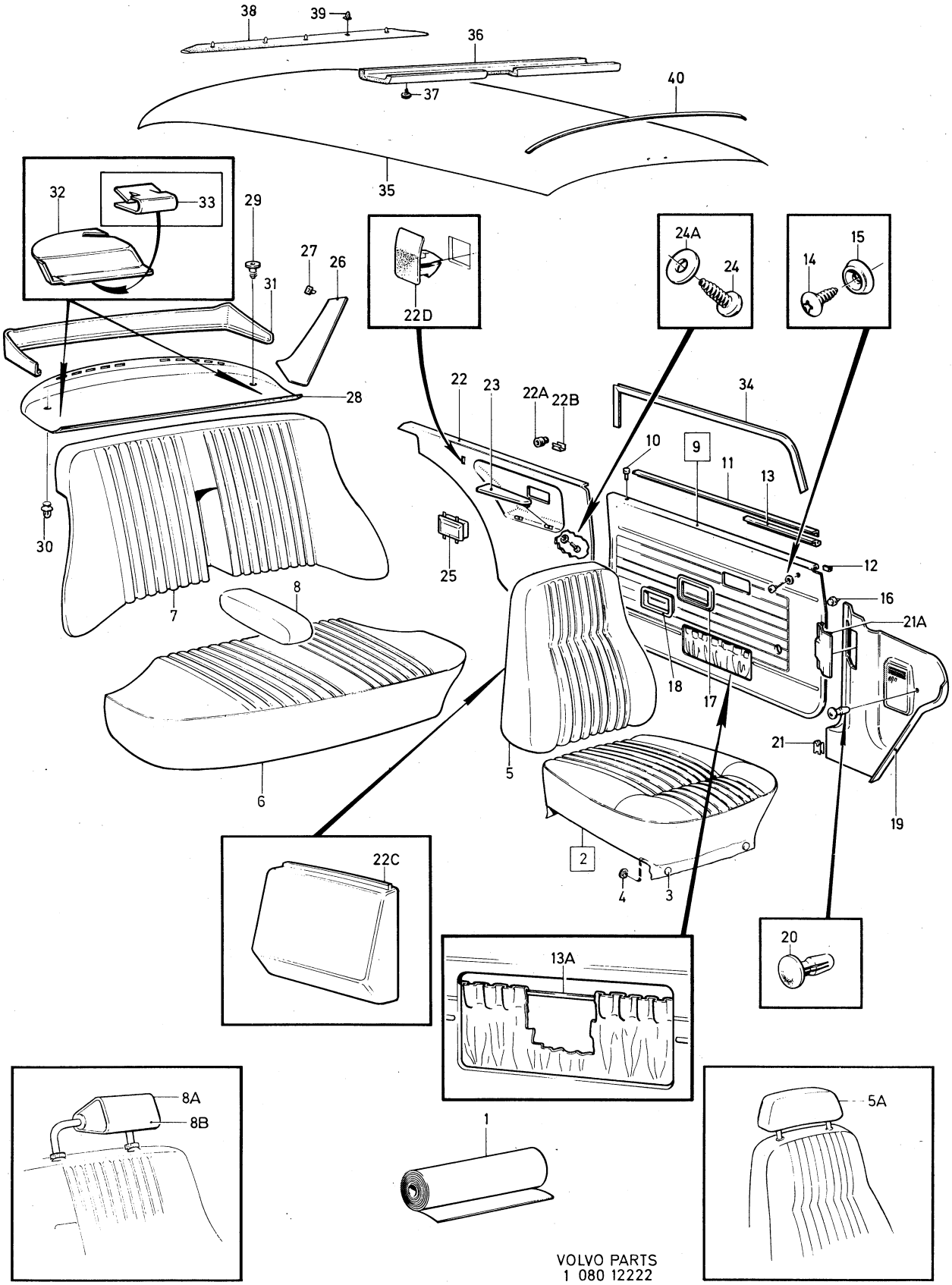

VOLVO PARTS
1 080 12222

Sida Page	Grupp Group	Innerklädsel, 142 klädselkombination 670–673	Upholstery, 142 upholstery combination 670–673	Illustration 12222 1980–04	2650
184	8				

	Pos. Fig.	Antal/Quantity 670	671	672	673	Artikel nr Part No	Benämning	Description	Sats Kit	B P S R	Anmärkning Notes	
x		1	–	–	–	1224393-7	Hatthylla	Hat shelf		5	(1221048) USA, CAN	3030
		–	–	–	–						CH OMKR 341500–	3035
x		–	1	–	–	1264913-3	Hatthylla	Hat shelf		5	(1210875)	3040
											EXCL USA, CAN	3041
x		–	1	–	–	1264885-3	Hatthylla	Hat shelf		5	(1221325) (1224392)	3050
											USA, CAN,	3051
											CH –OMKR 341500	3055
x		–	1	–	–	1264885-3	Hatthylla	Hat shelf		5	(1221047) (1224392)	3060
											USA, CAN,	3061
											CH OMKR 341500–	3065
x		–	–	1	–	1264913-3	Hatthylla	Hat shelf		5	(1210876) (1224394)	3[illegible]
											EXCL USA, CAN,	30[illegible]
											CH–OMKR 341500	3080
x		–	–	1	–	1264913-3	Hatthylla	Hat shelf		5	(1210598) (1224387)	3090
											EXCL USA, CAN,	3091
											CH OMKR 341500–	3100
x		–	–	1	–	1264885-3	Hatthylla	Hat shelf		5	(1221327) (1224392)	3[illegible]
		–	–	–	–						CH –OMKR 341500	3[illegible]
		–	–	–	–						CH –OMKR 341500	3115
x		–	–	1	–	1264885-3	Hatthylla	Hat shelf		5	(1210599) (1224392)	3120
											USA, CAN,	3121
											CH OMKR 341500–	3125
x		–	–	–	1	1264913-3	Hatthylla	Hat shelf		5	(1210876) (1224394)	3130
											EXCL USA CAN	3131
x		–	–	–	1	1264885-3	Hatthylla	Hat shelf		5	(1221327) (1224392)	3140
											USA, CAN	3141
											CH –OMKR 341500	3145
x		–	–	–	1	1264885-3	Hatthylla	Hat shelf		5	(1221046) USA, CAN,	3150
											CH OMKR 341500–	3155
	29	2	2	2	2	1221346-8	Fäste	Anchorage			SEN UTF	3160
	30	3	3	3	3	683258-8	Fäste	Anchorage			TID UTF	3170
	31	1	1	1	1	682968-3	Panel	Panel			USA, CAN	3180
											CH –OMKR 341500	3185
	32	1	1	1	1	1210580-5	Kåpa, säkerhetsbälte, V	Casing, safety belt, L			(688824) USA, CAN	3190
											CH OMKR 341500–	3200
		1	1	1	1	1210581-3	Kåpa, säkerhetsbälte, H	Casing, safety belt, R			(688825) USA, CAN	3210
											CH OMKR 341500–	3220
	33	2	2	2	2	1221347-6	Clips	Clip			USA, CAN	3[illegible]
											CH OMKR 341500–	3[illegible]
x	34	5600	5600	5600	5600	1254784-0	Kantskyddslist	Edge moulding		2	(678238) 2X2800	3240
	35	1	1	1	1	691865-0	Innertak	Head lining			UTL	3250
		1	1	1	1	692702-4	Innertak	Head lining			MTL	3260
		ERF	ERF	ERF	ERF	99755-1	.Trikåplast	.Plastic–coated fabric		8	9)	3270
	36	1	1	1	1	692067-2	Stoppning	Upholstery			UTL	3[illegible]
	37	6	6	6	6	666629-1	Plugg	Plug			UTL	3[illegible]
	38	1	1	1	1	692081-3	Stoppning	Upholstery		8		3300
	39	5	5	5	5	678274-2	Clips	Clip				3310
	40	5	5	5	5	677517-5	Taksprygel	Roof bow			UTL	3320
		1	1	1	1	677517-5	Taksprygel	Roof bow			MTL	3330
		1	1	1	1	681569-0	Taksprygel	Roof bow			MTL	3340

9. Enhet kvadratmeter. Metervarans bredd = 130 cm. Unit: Square metres. Width of material = 130 cm. Unités, en mètres carrés. Au mètre de largeur 130 cm. Einheit, Quadratmeter. Breite der Meterware = 130 cm. Unidad, en metros cuadrados. Por metro, ancho 130 cm.

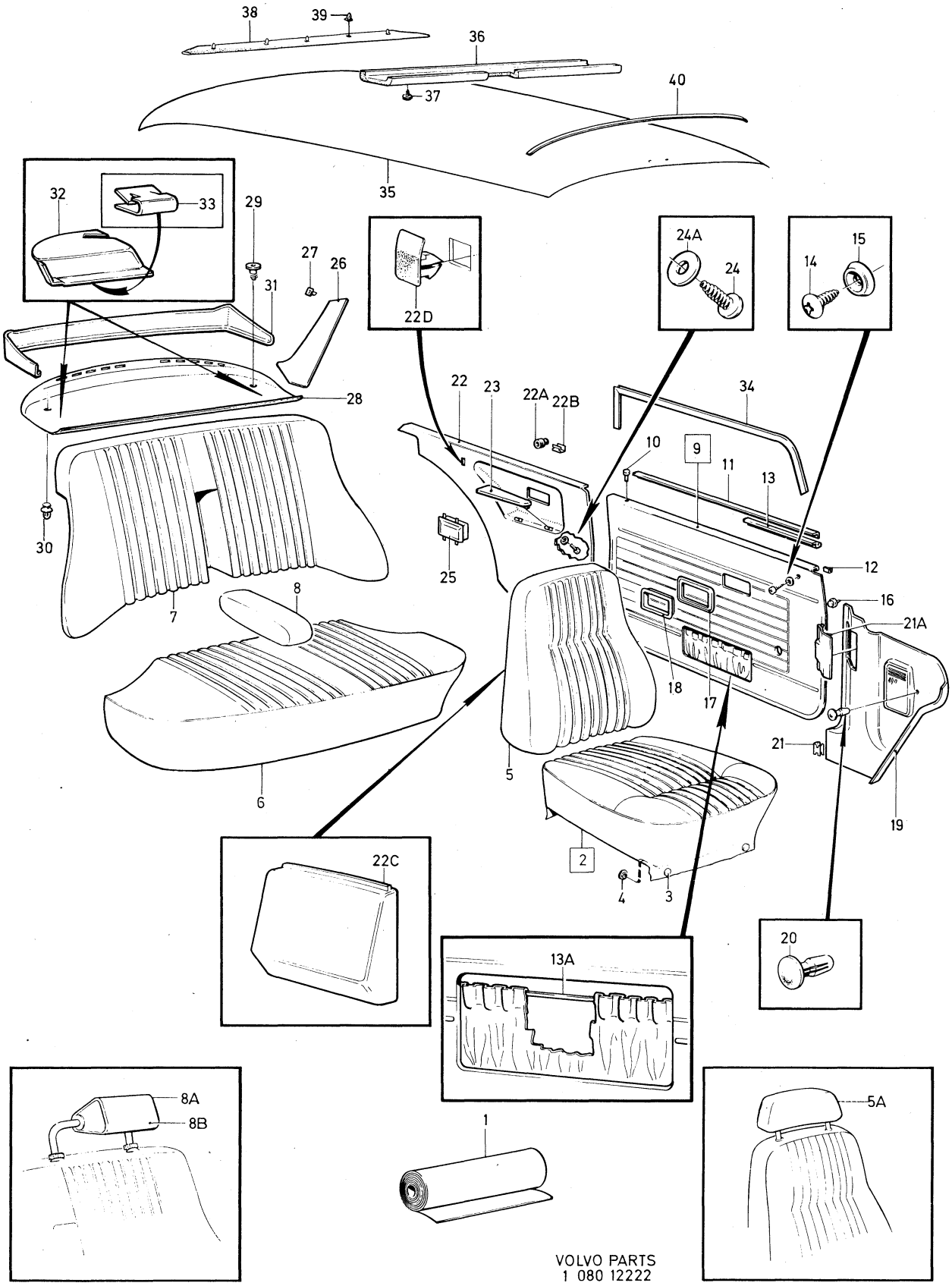

VOLVO PARTS
1 080 12222

Sida Page	Grupp Group	Innerklädsel, 142 klädselkombination 674–677	Upholstery, 142 upholstery combination 674–677	Illustration 12222 1980–04	2700
186	8				

	Pos. Fig.	Antal/Quantity 674	675	676	677	Artikel nr Part No	Benämning	Description	Sats Kit	B P S R	Anmärkning Notes	
	1	ERF	–	–	–	699253-1	Tyg, grönt	Material, green			8) METERVARA	0020
		ERF	–	–	–	699255-6	Vävplast, grön	Plastic–coated fabric, green		8	9) METERVARA	0040 0060
		–	–	–	–		Produktskylten stämplad 674–828	Designation plate stamped 674–828				0080 0100 0120
		–	ERF	–	–	699224-2	Trikåplast, blå	Plastic–coated fabric, elastic, blue			8) METERVARA	0140 0160
		–	ERF	–	–	699225-9	Vävplast, blå	Plastic–coated fabric, blue			9) METERVARA	0180 0200
		–	–	–	–		Produktskylten stämplad 675–829	Designation plate stamped 675–829				0 0240 0260
x		–	–	ERF	–	699065-9	Trikåplast, röd	Plastic–coated fabric, elastic, red			8) (699228) METERVARA	0280 0320
x		–	–	ERF	–	699065-9	Vävplast, röd	Plastic–coated fabric, red			9) (699229) METERVARA	0340 0
		–	–	–	–		Produktskylten stämplad 676–830	Designation plate stamped 676–830				0400 0420 0440
x		–	–	–	ERF	699419-8	Trikåplast, svart	Plastic–coated fabric, black		6	10) (99976) METERVARA	0460 0500
x		–	–	–	ERF	699419-8	Vävplast, svart	Plastic–coated fabric, black		6	9) (99949) METERVARA	0520 0560
		–	–	–	–		Produktskylten stämplad 677–831	Designation plate stamped 677–831				0580 0600 0620
	2	2	–	–	–	696634-5	Klädsel	Cover				0640
		–	2	–	–	696238-5	Klädsel	Cover		8		0660
		–	–	2	–	696278-1	Klädsel	Cover				0680
		–	–	–	2	696406-8	Klädsel	Cover		8		0700
	3	12	12	12	12	94944-6	.Knapp	.Button				0720
	4	12	12	12	12	94945-3	.Hållare	.Retainer				0740
	5	2	–	–	–	696635-2	Klädsel	Cover		8		0760
		–	2	–	–	696239-3	Klädsel	Cover				0780
		–	–	2	–	696279-9	Klädsel	Cover		8		0800
		–	–	–	2	696411-8	Klädsel	Cover				0820
	5a	1	–	–	–	696638-6	Klädsel	Cover		8		0
		–	1	–	–	696250-0	Klädsel	Cover				0860
		–	–	1	–	696288-0	Klädsel	Cover				0880
		–	–	–	1	697808-4	Klädsel	Cover			(696430)	0900
	6	1	–	–	–	696636-0	Klädsel	Cover				0920
		–	1	–	–	696242-7	Klädsel	Cover		8		0940
		–	–	1	–	696282-3	Klädsel	Cover		8		0
		–	–	–	1	696418-3	Klädsel	Cover				0980
	7	1	–	–	–	696637-8	Klädsel	Cover		8		1000
		–	1	–	–	696243-5	Klädsel	Cover		8		1020
		–	–	1	–	696283-1	Klädsel	Cover		8		1040
		–	–	–	1	696425-8	Klädsel	Cover				1060
	8	1	–	–	–	696775-6	Klädsel	Cover				1080
		–	1	–	–	696253-4	Klädsel	Cover		8		1100
		–	–	1	–	696292-2	Klädsel	Cover		8		1120

8. Enhet längdmeter. Metervarans bredd = 150 cm. Unit. Linear metre. Width of material = 150 cm. Unité, en mètres. Au mètre, de largeur 150 cm. Einheit, laufendes Meter. Breite der Meterware = 150 cm. Unidad, en metros. Por metro, ancho 150 cm.
9. Enhet kvadratmeter. Metervarans bredd = 130 cm. Unit: Square metres. Width of material = 130 cm. Unités, en mètres carrés. Au mètre de largeur 130 cm. Einheit, Quadratmeter. Breite der Meterware = 130 cm. Unidad, en metros cuadrados. Por metro, ancho 130 cm.
10. Enhet kvadratmeter. Metervarans bredd 140 cm. Unit: Square metres. Width of material = 140 cm. Unité, en mètres carrés. Au mètre, de largeur 140 cm. Einheit, Quadratmeter. Breite der Meterware = 140 cm. Unidad, en metros cuadrados. Por metro, ancho 140 cm.

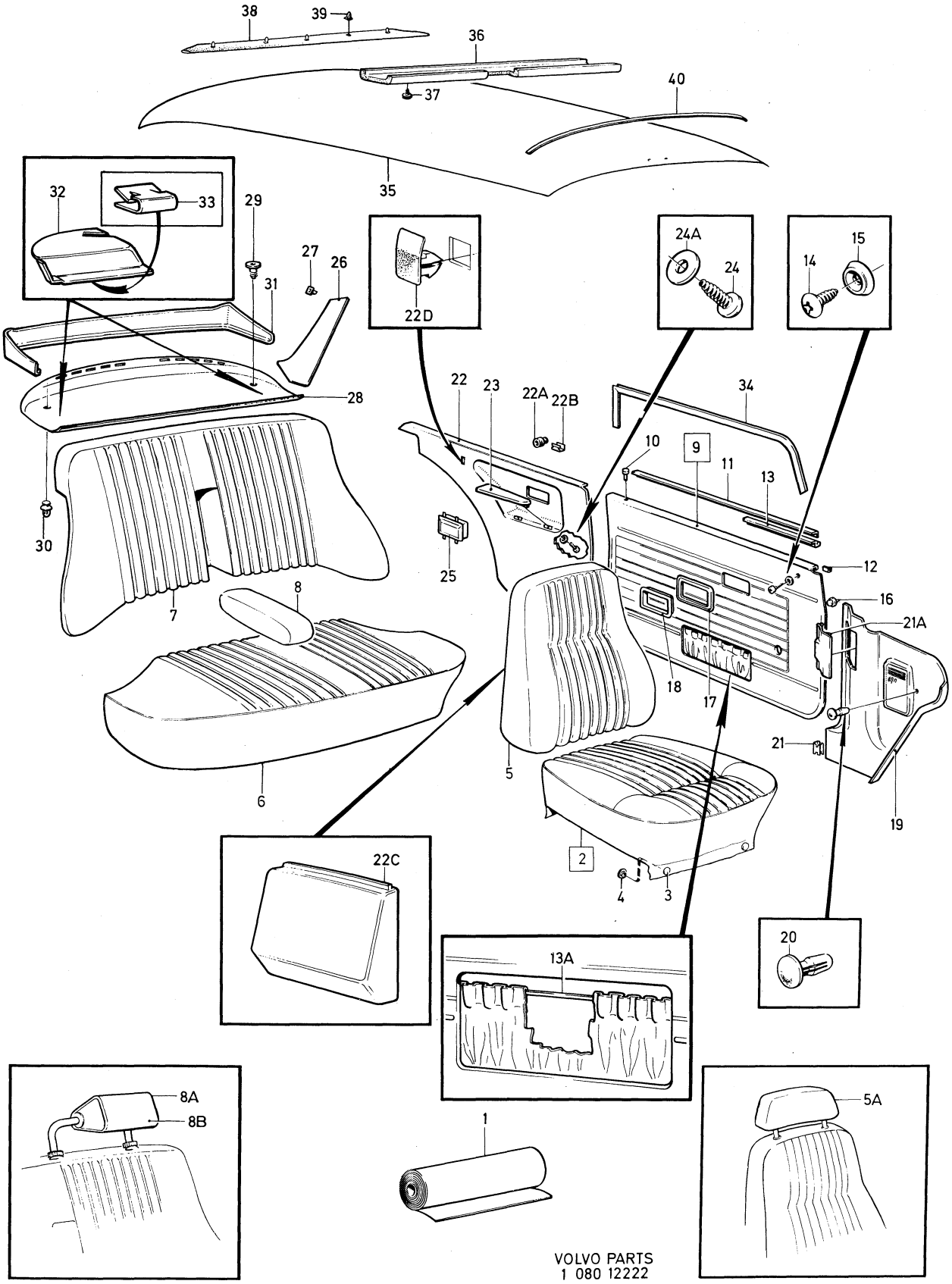

VOLVO PARTS
1 080 12222

Sida Page	Grupp Group	Innerklädsel, 142 klädselkombination	Upholstery, 142 upholstery combination	Illustration	2700
188	8	674–677	674–677	12222 1980–04	

Pos. Fig.	Antal/Quantity 674	675	676	677	Artikel nr Part No	Benämning	Description	Sats Kit	B P S R	Anmärkning Notes	
	–	–	–	1	696438-1	Klädsel	Cover				1140
8a	2	2	2	2	282098-3	Nackskydd baksäte, svart klädsel	Head restaint, rear seat, black cover		8	4)	1160 1180 1181
8b	2	–	–	–	696639-4	Klädsel	Cover		8	4)	1200
	–	2	–	–	696251-8	Klädsel	Cover		8	4)	1220
	–	–	2	–	696290-6	Klädsel	Cover		8	4)	1240
	–	–	–	2	696434-0	Klädsel	Cover		8	4)	1260
9	1	–	–	–	696777-2	Dörrpanel, V	Door panel, L		8		1280
	–	1	–	–	696255-9	Dörrpanel, V	Door panel, L				1300
	–	–	1	–	696294-8	Dörrpanel, V	Door panel, L				1320
	–	–	–	1	696442-3	Dörrpanel, V	Door panel, L		6	ERS AV 1 ST 696308–6, 1 ST 696309–4	340 1360
	1	–	–	–	696778-0	Dörrpanel, H	Door panel, R				1380
	–	1	–	–	696256-7	Dörrpanel, H	Door panel, R				1400
	–	–	1	–	696295-5	Dörrpanel, H	Door panel, R				1420
	–	–	–	1	696444-9	Dörrpanel, H	Door panel, R				1440
10	2	2	2	2	677003-6	.Bussning	.Bushing				160
11	2	2	2	2	678200-7	.List	.Moulding		8		1480
12	26	26	26	26	678201-5	.Clips	.Clip				1500
13	1	1	1	1	686781-6	.Tätningslist, V	.Seal moulding, L				1520
	1	1	1	1	686782-4	.Tätningslist, H	.Seal moulding, R				1540
13a	600	600	600	600	1224099-0	.Resårband	.Rubber strap			(13391) METERVARA 2 X 300	1560 1580
14	4	4	4	4	955154-0	Skruv	Screw				1600
15	4	4	4	4	959057-1	Bricka	Washer				1620
16	48	48	48	48	680097-3	Fäste	Anchorage				1640
17	2	2	2	2	678096-9	Ram	Frame				1660
18	2	2	2	2	677950-8	Sarg	Frame				1680
19	1	1	1	1	1210666-2	Panel, V	Panel, L		5	ERS AV 1 ST 1224756–5, 1 ST 1224832–4, 1 ST 1224833–2, 1 ST 1264867–1	1700 1720 1740 1760
	1	1	1	1	1221109-0	Panel, H	Panel, R				1780
20	2	2	2	2	945790-4	Clips	Clip		3		1800
21	8	8	8	8	944385-4	Clips	Clip				1820
21a	1	1	1	1	1221217-1	Lucka	Lid				1840
22	1	–	–	–	696779-8	Panel, V	Panel, L				1860
	–	1	–	–	696257-5	Panel, V	Panel, L		8		380
	–	–	1	–	696296-3	Panel, V	Panel, L				1900
	–	–	–	1	696446-4	Panel, V	Panel, L				1920
	1	–	–	–	696780-6	Panel, H	Panel, R				1940
	–	1	–	–	696258-3	Panel, H	Panel, R				1960
	–	–	1	–	696297-1	Panel, H	Panel, R				1980
x	–	–	–	1	698832-3	Panel, H	Panel, R		5	(696448)	000
22a	4	4	4	4	680720-0	Plugg	Plug				2020
22b	8	8	8	8	943131-3	Clips	Clip				2040
22c	2	2	2	2	686538-0	Kåpa	Casing				2060
22d	2	2	2	2	1204718-9	Clips	Clip			BAS EXCL SM	2080
23	1	1	1	1	1210813-0	Armstöd, V	Armrest, L				2100
	1	1	1	1	1210814-8	Armstöd, H	Armrest, R				2120
24	4	4	4	4	955139-1	Skruv	Screw				2140
24a	4	4	4	4	192292-1	Bricka	Washer				2160
25	1	1	1	1		Askkopp	Ash–tray			SE INRE UTRUSTNING SEE INTERIOR EQUIPMENT	2180 2200
26	1	1	1	1	695610-6	Panel, V	Panel, L				2220
	1	1	1	1	695611-4	Panel, V	Panel, L		8		2240
27	8	8	8	8	680097-3	Fäste	Anchorage				2260

4. Ej standardutrustning. Säljes som tillbehör. Optional extra. N'est pas equipement standard. Est vendur comme accessoire. Nicht serienmässig. Verkauf als Zubehör. No forma parti del equipo standard. Se vende como accesorio.

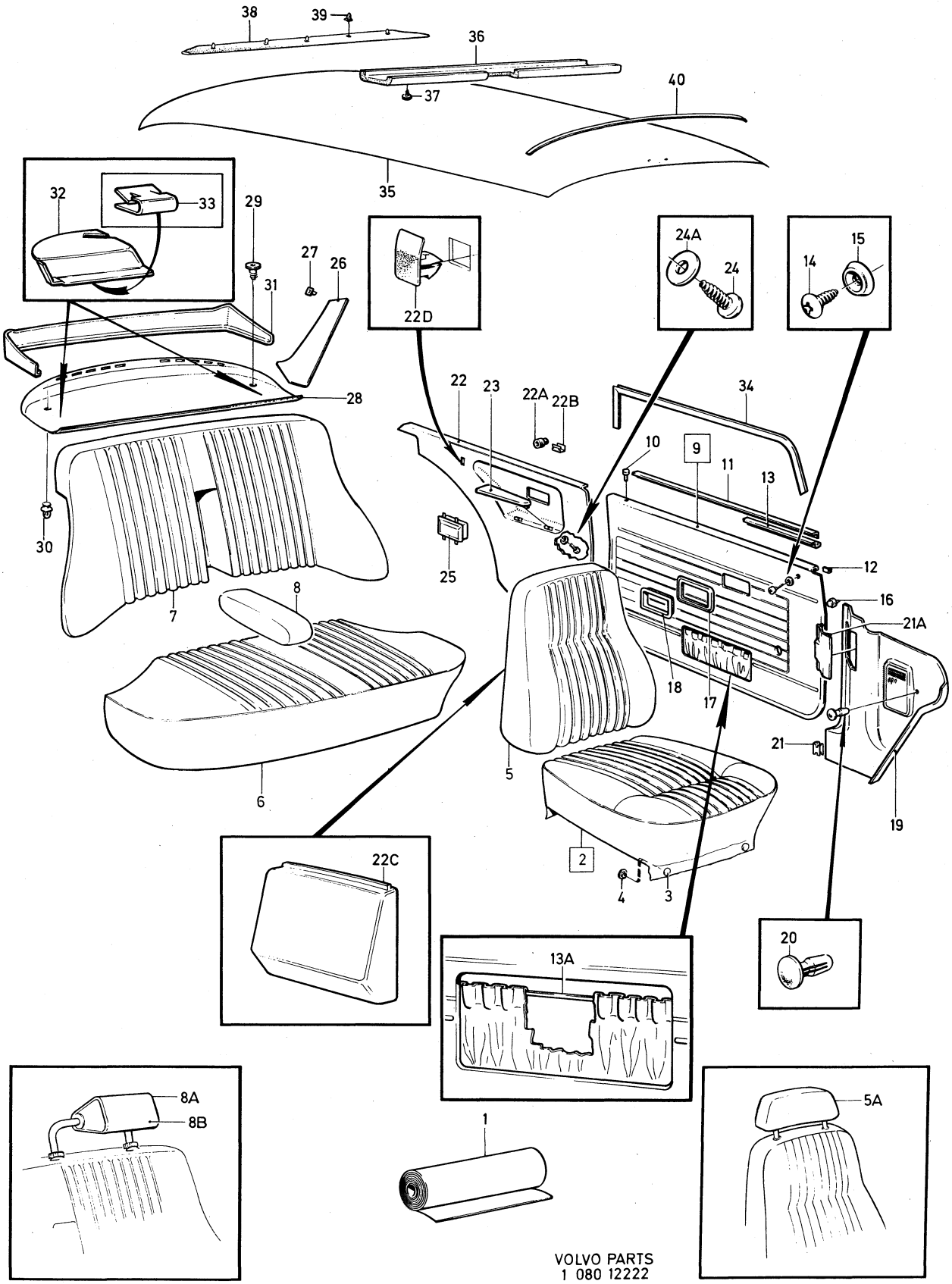

VOLVO PARTS
1 080 12222

Sida Page	Grupp Group	Innerklädsel, 142 klädselkombination 674–677	Upholstery, 142 upholstery combination 674–677	Illustration 12222 1980–04	2700
190	8				

	Pos. Fig.	Antal/Quantity 674	675	676	677	Artikel nr Part No	Benämning	Description	Sats Kit	BPSR	Anmärkning Notes	
x	28	1	–	–	1	1224394-5	Hatthylla	Hat shelf			(1210876)	2280
											EXCL USA, CAN,	2300
											CH –OMKR 341500	2320
x		1	–	–	1	1224387-9	Hatthylla	Hat shelt			(1210598)	2340
											EXCL USA CAN,	2360
											CH OMKR 341500–	2380
x		1	–	–	–	1264885-3	Hatthylla	Hat shelf		5	(1221327) (1224392)	2400
											USA CH –OMKR 341500	2420
x		–	–	–	–	1264885-3	Hatthylla	Hat shelf		5	(1210599) (1224392)	2440
											USA CH OMKR 341500–	2460
x		1	–	–	–	1264885-3	Hatthylla	Hat shelf		5	(1221328) (1224392)	[illegible]
											CAN CH –OMKR 341500	[illegible]
x		1	–	–	–	1264885-3	Hatthylla	Hat shelf		5	(1221045) (1224392)	2520
											CAN CH OMKR 341500–	2540
x		–	–	–	1	1264885-3	Hatthylla	Hat shelf		5	(1221327) (1224392)	2560
											USA, CAN,	2580
											CH –OMKR 341500	[illegible]
x		–	–	–	1	1264885-3	Hatthylla	Hat shelf		5	(1210599) (1224392)	[illegible]
											USA, CAN,	2640
											CH OMKR 341500–	2660
		–	1	–	–	1210874-2	Hatthylla	Hat shelf			EXCL USA, CAN	2680
x		–	1	–	–	1264885-3	Hatthylla	Hat shelf		5	(1221326) (1224392)	2700
											USA, CAN,	2720
											CH –OMKR 341500	2740
x		–	1	–	–	1224393-7	Hatthylla	Hat shelf		5	(1221048) USA, CAN	2760
		–	–	–	–						CH OMKR 341500–	2780
x		–	–	1	–	1264913-3	Hatthylla	Hat shelf		5	(1210875)	2800
											EXCL USA, CAN	2820
x		–	–	1	–	1264885-3	Hatthylla	Hat shelf		5	(1221325) (1224392)	2840
											USA, CAN,	2860
											CH –OMKR 341500	2880
x		–	–	1	–	1264885-3	Hatthylla	Hat shelf		5	(1221047) (1224392)	2900
											USA, CAN	2920
											CH OMKR 341500–	2940
	29	2	2	2	2	1221346-8	Fäste	Anchorage			SEN UTF	2960
	30	3	3	3	3	683258-8	Fäste	Anchorage			TID UTF	2980
	31	1	1	1	1	682968-3	Panel	Panel			USA, CAN	3000
											CH –OMKR 341500	[illegible]
	32	1	1	1	1	1210580-5	Kåpa, säkerhetsbälte, V	Casing, safety belt, L			USA, CAN	[illegible]
											CH OMKR 341500–	3060
		1	1	1	1	1210581-3	Kåpa, säkerhetsbälte, H	Casing, safety belt, R			USA, CAN	3080
											CH OMKR 341500–	3100
	33	2	2	2	2	1221347-6	Clips	Clip			USA, CAN	3120
											CH OMKR 341500–	[illegible]
x	34	5600	5600	5600	5600	1254784-0	Kantskyddslist	Edge moulding		2	(678238) 2X2800	[illegible]
	35	1	1	1	1	691865-0	Innertak	Head lining			UTL	3180
		1	1	1	1	692702-4	Innertak	Head lining			MTL	3200
		ERF	ERF	ERF	ERF	99755-1	.Trikåplast	.Plastic–coated fabric		8	9)	3220
	36	1	1	1	1	692067-2	Stoppning	Upholstery			UTL	3240
	37	6	6	6	6	666629-1	Plugg	Plug			UTL	3260
	38	1	1	1	1	692081-3	Stoppning	Upholstery		8		3280
	39	5	5	5	5	678274-2	Clips	Clip				3300
	40	5	5	5	5	677517-5	Taksprygel	Roof bow			UTL	3320
		1	1	1	1	677517-5	Taksprygel	Roof bow			MTL	3340
		1	1	1	1	681569-0	Taksprygel	Roof bow			MTL	3360

9. Enhet kvadratmeter. Metervarans bredd = 130 cm. Unit: Square metres. Width of material = 130 cm. Unités, en mètres carrés. Au mètre de largeur 130 cm. Einheit, Quadratmeter. Breite der Meterware = 130 cm. Unidad, en metros cuadrados. Por metro, ancho 130 cm.

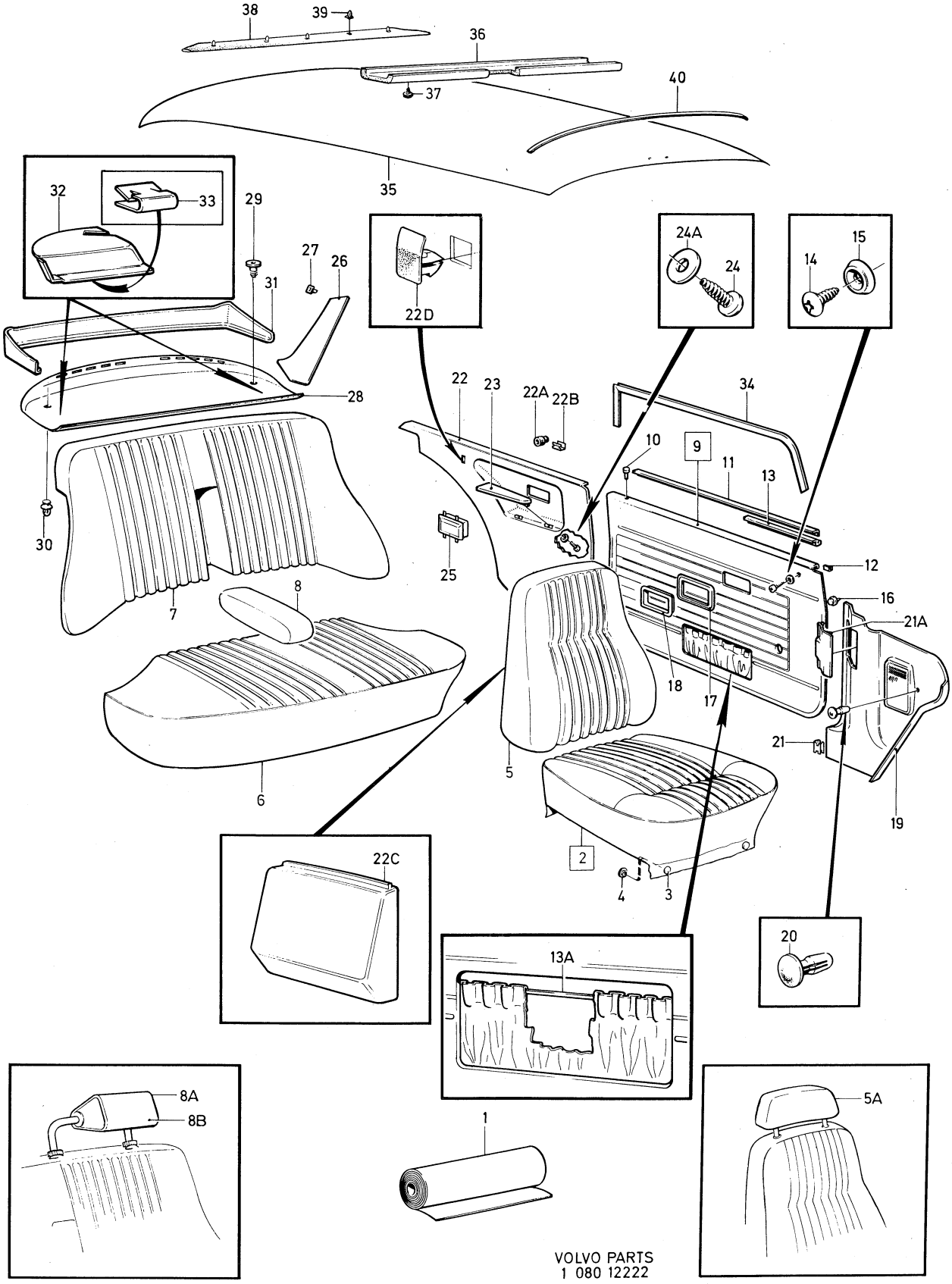

VOLVO PARTS
1 080 12222

Sida Page	Grupp Group	Innerklädsel, 142 upholstery combination	Upholstery, 142 upholstery combination	Illustration
192	8	678–680	678–680	12222 1980–04

Pos. Fig.	Antal/Quantity 678	679	680		Artikel nr Part No	Benämning	Description	Sats Kit	BPSR	Anmärkning Notes	
											2750
1	ERF	–	–	–	699287-9	Trikåplast, brun	Plastic–coated fabric, elastic, brown			8) (699214) METERVARA	0020 0060
	ERF	–	–	–	699287-9	Vävplast, brun	Plastic–coated fabric, brown			9) (699215)	0080 0120
	–	–	–	–		Produktskylten stämplad 678–832	Designation plate stamped 678–832				0140 0160 0180
x	–	ERF	–	–	699419-8	Trikåplast, svart	Plastic–coated fabric, elastic, black		6	10) (99976) METERVARA	0200 0240
x	–	ERF	–	–	699419-8	Vävplast	Plastic–coated fabric, black		6	9) (99949) METERVARA	0260 0300
	–	–	–	–		Produktskylten stämplad 679–833	Designation plate stamped 679–833				320 0340 0360
	–	–	ERF	–		Läder, svart	Leather, black		8		0380
x	–	–	ERF	–	699419-8	Vävplast, svart	Plastic–coated fabric, Black		6	9) (99949) METERVARA	0400 0440
	–	–	–	–		Produktskylten stämplad 680–834	Designation plate stamped 680–834				60 0480 0500
2	2	–	–	–	696407-6	Klädsel	Cover		8		0520
	–	2	–	–	696406-8	Klädsel	Cover				0540
	–	–	2	–	697880-3	Klädsel	Cover			(696320)	0560
3	12	12	12	–	94944-6	.Knapp	.Button				0580
4	12	12	12	–	94945-3	.Hållare	.Retainer				0600
5	2	–	–	–	696412-6	Klädsel	Cover				0620
	–	2	–	–	696411-8	Klädsel	Cover				0640
	–	–	2	–	697881-1	Klädsel	Cover		8	(696321)	0660
5a	2	–	–	–	697774-8	Klädsel	Cover			(696431)	0680
	–	2	2	–	697808-4	Klädsel	Cover			(696430)	0700
6	1	–	–	–	696419-1	Klädsel	Cover				0720
	–	1	–	–	696418-3	Klädsel	Cover				0740
	–	–	1	–	697882-9	Klädsel	Cover		8	(696324)	0760
7	1	–	–	–	696426-6	Klädsel	Cover		8		0780
	–	1	–	–	696425-8	Klädsel	Cover				0800
	–	–	1	–	697883-7	Klädsel, V	Cover, L			(696325)	0820
	–	–	1	–	697884-5	Klädsel, H	Cover, R			(696327)	0840
8	1	–	–	–	696439-9	Klädsel	Cover		8		0860
	–	1	–	–	696438-1	Klädsel	Cover				80
	–	–	1	–	697885-2	Klädsel	Cover			(696328)	0900
8a	2	2	2	–	282098-3	Nackskydd med svart klädsel	Head restraint with black cover		8	4)	0920 0940
8b	2	–	–	–	696435-7	Klädsel	Cover		8	4)	0960
	–	2	2	–	696434-0	Klädsel	Cover		8	4)	0980
9	1	–	–	–	696443-1	Dörrpanel, V	Door panel, L				)00
	–	1	1	–	696442-3	Dörrpanel, V	Door panel, L		6	ERS AV 1 ST 696308–6, 1 ST 696309–4	1020 1040
	1	–	–	–	696445-6	Dörrpanel, H	Door panel, R				1060

4. Ej standardutrustning. Säljes som tillbehör. Optional extra. N'est pas equipement standard. Est vendur comme accessoire. Nicht serienmässig. Verkauf als Zubehör. No forma parti del equipo standard. Se vende como accesorio.
8. Enhet längdmeter. Metervarans bredd = 150 cm. Unit. Linear metre. Width of material = 150 cm. Unité, en mètres. Au mètre, de largeur 150 cm. Einheit, laufendes Meter. Breite der Meterware = 150 cm. Unidad, en metros. Por metro, ancho 150 cm.
9. Enhet kvadratmeter. Metervarans bredd = 130 cm. Unit: Square metres. Width of material = 130 cm. Unités, en mètres carrés. Au mètre de largeur 130 cm. Einheit, Quadratmeter. Breite der Meterware = 130 cm. Unidad, en metros cuadrados. Por metro, ancho 130 cm.
10. Enhet kvadratmeter. Metervarans bredd 140 cm. Unit: Square metres. Width of material = 140 cm. Unité, en mètres carrés. Au mètre, de largeur 140 cm. Einheit, Quadratmeter. Breite der Meterware = 140 cm. Unidad, en metros cuadrados. Por metro, ancho 140 cm.

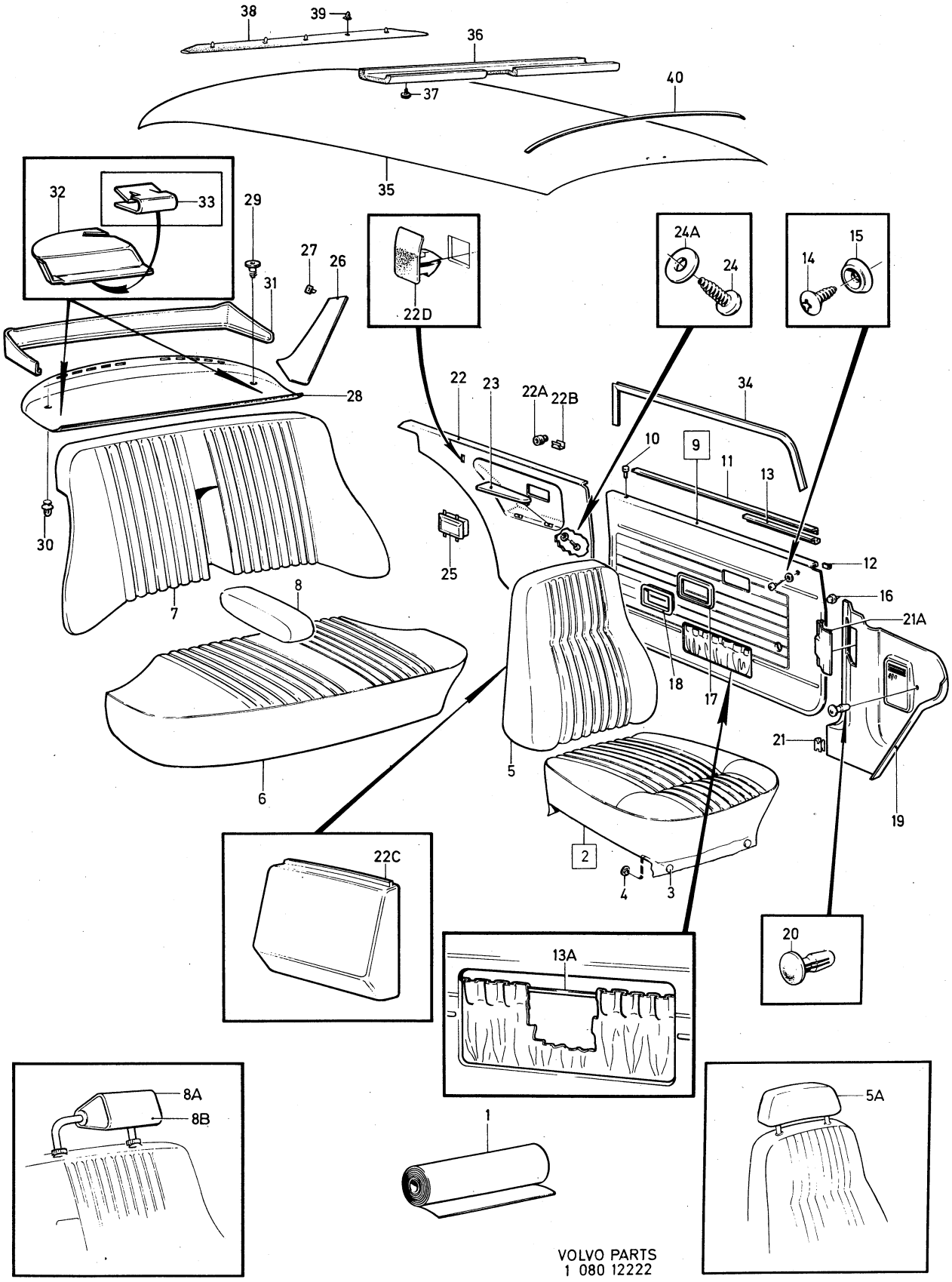

VOLVO PARTS
1 080 12222

Sida Page	Grupp Group	Innerklädsel, 142 upholstery combination	Upholstery, 142 upholstery combination	Illustration	2750
194	8	678–680	678–680	12222 1980–04	

	Pos. Fig.	Antal/Quantity 678	679	680		Artikel nr Part No	Benämning	Description	Sats Kit	B P S R	Anmärkning Notes	
		–	1	1	–	696444-9	Dörrpanel, H	Door panel, R				1080
	10	2	2	2	–	677003-6	.Bussning	.Bushing				1100
	11	2	2	2	–	678200-7	.List	.Moulding		8		1120
	12	26	26	26	–	678201-5	.Clips	.Clip				1140
	13	1	1	1	–	686781-6	.Tätningslist, V	.Seal moulding, L				1160
		1	1	1	–	686782-4	.Tätningslist, H	.Seal moulding, R				1180
	13a	600	600	600	–	1224099-0	.Resårband	.Rubber strap			(13391) METERVARA	1200
											2 X 300	1220
	14	4	4	4	–	955154-0	Skruv	Screw				1240
	15	4	4	4	–	959057-1	Bricka	Washer				1260
	16	48	48	48	–	680097-3	Fäste	Anchorage				1280
	17	2	2	2	–	678096-9	Ram	Frame				300
	18	2	2	2	–	677950-8	Sarg	Frame				1320
	19	1	1	1	–	1210666-2	Panel, V	Panel, L		5	ERS AV 1 ST 1224756–5,	1340
											1 ST 1224832–4,	1360
											1 ST 1224833–2,	1380
											1 ST 1264867–1	1400
		1	1	1	–	1221109-0	Panel, H	Panel, R				20
x	20	2	2	2	–	948690-3	Clips	Clip		2	(945790)	1440
	21	8	8	8	–	944385-4	Clips	Clip				1460
	21a	1	1	1	–	1221217-1	Lucka	Lid				1480
	22	1	–	–	–	696447-2	Panel, V	Panel, L				1500
		–	1	1	–	696446-4	Panel, V	Panel, L				1520
		1	–	–	–	696449-8	Panel, H	Panel, R				1540
x		–	1	1	–	698832-3	Panel, H	Panel, R		5	(696448)	1560
	22a	4	4	4	–	680720-0	Plugg	Plug				1580
	22b	8	8	8	–	943131-3	Clips	Clip				1600
	22c	2	2	2	–	686538-0	Kåpa	Casing				1620
	22d	2	2	2	–	1204718-9	Clips	Clip			BAS EXCL SM	1640
	23	1	1	1	–	1210813-0	Armstöd, V	Armrest, L				1660
		1	1	1	–	1210814-8	Armstöd, H	Armrest, R				1680
	24	4	4	4	–	955139-1	Skruv	Screw				1700
	24a	4	4	4	–	192292-1	Bricka	Washer				1720
	25	1	1	1	–		Askkopp	Ash–tray			SE INRE UTRUSTNING	1740
											SEE INTERIOR EQUIPMENT	1760
	26	1	1	1	–	695610-6	Panel, V	Panel, L				1780
		1	1	1	–	695611-4	Panel, H	Panel, R		8		1800
	27	8	8	8	–	680097-3	Fäste	Anchorage				1820
x	28	1	–	1	–	1264913-3	Hatthylla	Hat shelf		5	(1210876) (1224394)	40
											EXCL USA, CAN,	1860
											CH –OMKR 341500	1880
x		1	–	–	–	1264913-3	Hatthylla	Hat shelf		5	(1210876) (1224394)	1900
											EXCL USA, CAN,	1920
											CH OMKR 341500–	1940
x		–	–	–	1	1264913-3	Hatthylla	Hat shelf		5	(1210598) (1224387)	60
											EXCL USA, CAN,	1980
											CH OMKR 341500–	2000
x		1	–	1	–	1264885-3	Hatthylla	Hat shelf		5	(1221327) (1224392)	2020
											USA, CAN,	2040
											CH –OMKR 341500	2060
x		1	–	1	–	1264885-3	Hatthylla	Hat shelf		5	(1221046)	2080
											USA, CAN,	2100
											CH OMKR 341500–	2120
x		–	–	1	–	1264885-3	Hatthylla	Hat shelf		5	(1210599) (1224392)	2140
											USA, CAN,	2160
											CH OMKR 341500–	2180
x		–	1	–	–	1264913-3	Hatthylla	Hat shelf		5	(1210875)	2200
											EXCL USA, CAN,	2220
x		–	1	–	–	1264885-3	Hatthylla	Hat shelf		5	(1221325) (1224392)	2240
											USA, CAN,	2260
											CH –OMKR 341500	2280

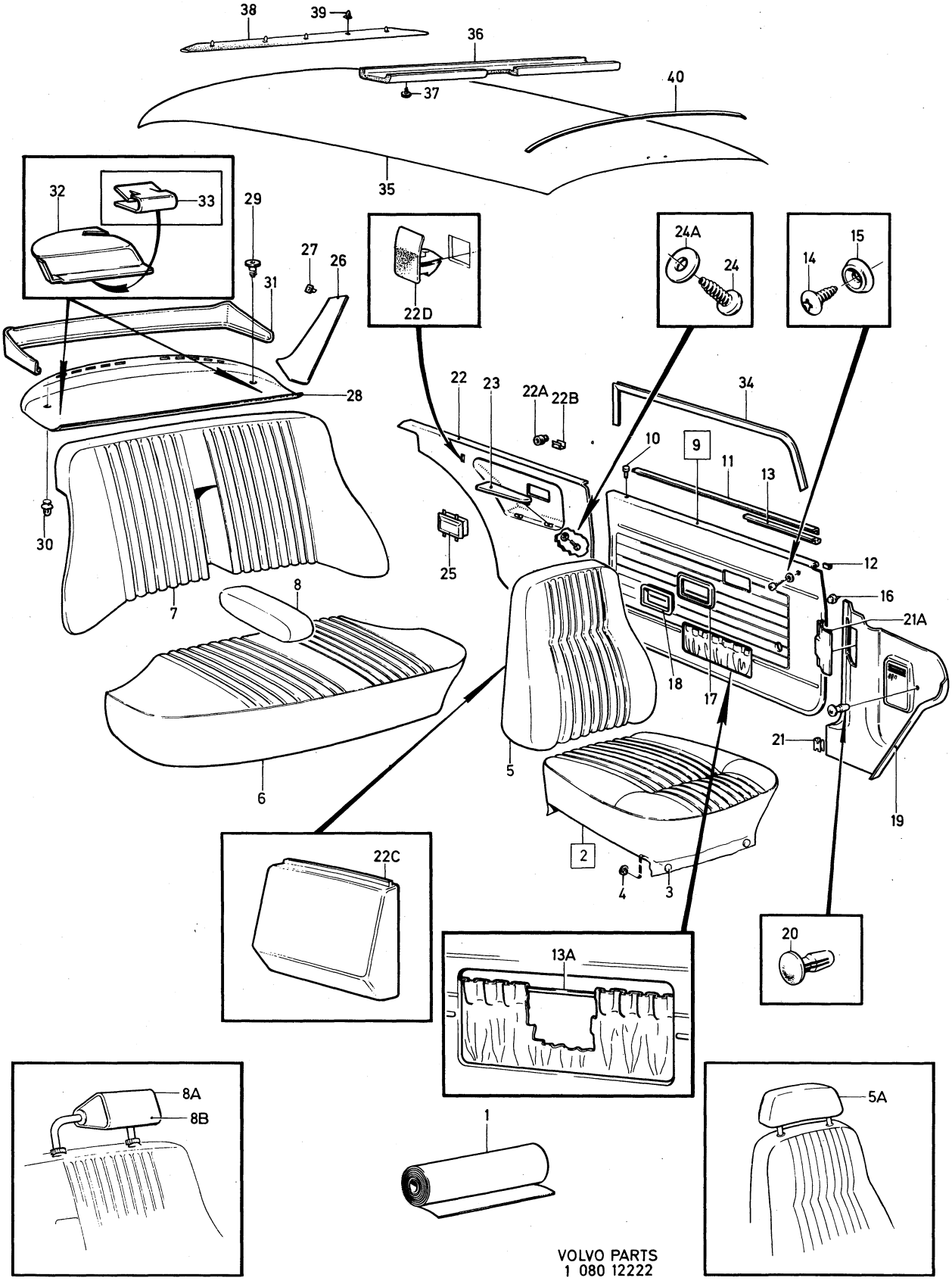

VOLVO PARTS
1 080 12222

Sida Page	Grupp Group	Innerklädsel, 142 upholstery combination	Upholstery, 142 upholstery combination	Illustration	2750
196	8	678–680	678–680	12222 1980–04	

	Pos. Fig.	Antal/Quantity 678	679	680		Artikel nr Part No	Benämning	Description	Sats Kit	B P S R	Anmärkning Notes	
x		–	1	–	–	1264885-3	Hatthylla	Hat shelf		5	(1221047) (1224392)	2300
											USA, CAN,	2320
											CH OMKR 341500–	2340
x	29	2	2	2	–	1247342-7	Fäste	Anchorage		2	(1221346) SEN UTF	2360
	30	3	3	3	–	683258-8	Fäste	Anchorage			TID UTF	2380
	31	1	1	1	–	682968-3	Panel	Panel			USA, CAN	2400
											CH –OMKR 341500	2420
	32	1	1	1	–	1210580-5	Kåpa, säkerhetsbälte, V	Casing, safety belt, L			(688824) USA, CAN	2440
											CH OMKR 341500–	2460
		1	1	1	–	1210581-3	Kåpa, säkerhetsbälte, R	Casing, safety belt, R			(688825) USA, CAN	2480
											CH OMKR 341500–	2500
	33	2	2	2	–	1221347-6	Clips	Clip			USA, CAN	[illegible]
											CH OMKR 341500–	2540
x	34	5600	5600	5600	–	1254784-0	Kantskyddslist	Edge moulding		2	(678238) 2X2800	2560
	35	1	1	1	–	691865-0	Innertak	Head lining			UTL	2580
		1	1	1	–	692702-4	Innertak	Head lining			MTL	2600
		ERF	ERF	ERF	–	99755-1	.Trikåplast	.Plastic–coated fabric		8	9)	2620
	36	1	1	1	–	692067-2	Stoppning	Upholstery			UTL	[illegible]
	37	6	6	6	–	666629-1	Plugg	Plug			UTL	2660
	38	1	1	1	–	692081-3	Stoppning	Upholstery		8		2680
	39	5	5	5	–	678274-2	Clips	Clip				2700
	40	5	5	5	–	677517-5	Taksprygel	Roof bow			UTL	2720
		1	1	1	–	677517-5	Taksprygel	Roof bow			MTL	2740
		1	1	1	–	681569-0	Taksprygel	Roof bow			MTL	2760

9. Enhet kvadratmeter. Metervarans bredd = 130 cm. Unit: Square metres. Width of material = 130 cm. Unités, en mètres carrés. Au mètre de largeur 130 cm. Einheit, Quadratmeter. Breite der Meterware = 130 cm. Unidad, en metros cuadrados. Por metro, ancho 130 cm.

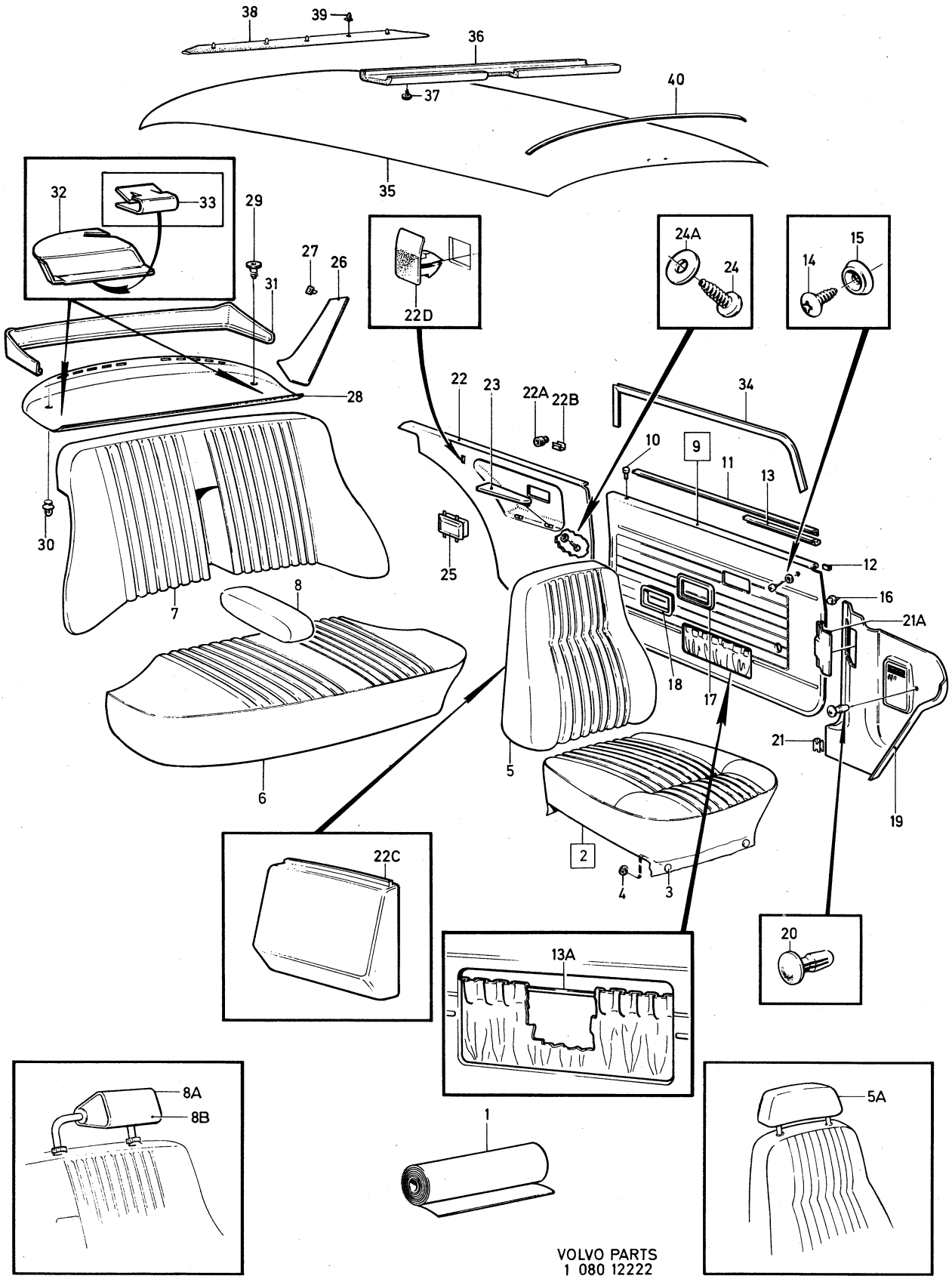

VOLVO PARTS
1 080 12222

Sida Page	Grupp Group	Innerklädsel, 142	Upholstery, 142	Illustration	2800
		klädselkombination	upholstery combination	12222	
198	8	681, 682, 684	681, 682, 684	1980–04	

	Pos. Fig.	Antal/Quantity 681	682	684		Artikel nr Part No	Benämning	Description	Sats Kit	B P S R	Anmärkning Notes	
	1	ERF	–	–	–		Läder, svart	Leather, black		8		0020
x		ERF	–	–	–	699419-8	Vävplast, svart	Plastic–coated fabric, black		6	9) (99949) METERVARA	0040 0060
		–	–	–	–		Produktskylten stämplad 681–835	Designation plate stamped 681–835				0080 0100 0120
		–	ERF	–	–	699383-6	Tyg, svart	Material, black			8) (699252) METERVARA	0140 0141
x		–	ERF	–	–	699419-8	Trikåplast, svart	Plastic–coated fabric, elastic, black		6	10) (99976) METERVARA	0160 0180
		–	–	–	–		Produktskylten stämplad 682–836	Designation plate stamped 682–836				[illegible] 0240
		–	–	ERF	–	699313-3	Tyg, brunt	Material, brown			8) METERVARA	0260
x		–	–	ERF	–	699419-8	Vävplast, svart	Plastic–coated fabric, black		6	9) (99949) METERVARA	0280 0300
		–	–	–	–		Produktskylten stämplad 684–891	Designation plate stamped 684–891				[illegible] 0360
	2	2	–	–	–	697880-3	Klädsel	Cover			(696320)	0380
		–	2	–	–	696300-3	Klädsel	Cover				0400
		–	–	2	–	698131-0	Klädsel	Cover				0420
	3	12	12	12	–	94944-6	.Knapp	.Button				0440
	4	12	12	12	–	94945-3	.Hållare	.Retainer				0460
	5	2	–	–	–	697881-1	Klädsel	Cover		8	(696321)	0480
		–	2	–	–	696301-1	Klädsel	Cover				0500
		–	–	2	–	698132-8	Klädsel	Cover				0520
	5a	2	2	2	–	697808-4	Klädsel	Cover			(696430)	0540
	6	1	–	–	–	697882-9	Klädsel	Cover		8	(696324)	0560
		–	1	–	–	696302-9	Klädsel	Cover			CH –389053, 391717 – 393851, 393950–	0580 0600
		–	1	–	–	697833-2	Klädsel	Cover		8	(698296) CH 389054–391716, 393852–393949	0620 0640 0641
		–	–	1	–	698133-6	Klädsel	Cover				0660
	7	1	–	–	–	697833-2	Klädsel, V	Cover, L			(696325)	0680
		1	–	–	–	696327-6	Klädsel, H	Cover, R		1		0700
		–	1	–	–	696303-7	Klädsel	Cover			CH –389053, 391717 – 393851, 393950–	[illegible]
		–	1	–	–	697837-3	Klädsel	Cover			(698297) CH 389054–391716, 393852–393949	0760 0780 0781
		–	–	1	–	698135-1	Klädsel	Cover				0800
	8	1	–	–	–	697885-2	Klädsel	Cover			(696328)	[illegible]
		–	–	1	–	698138-5	Klädsel	Cover		8		[illegible]
	8a	2	2	2	–	282098-3	Nackskydd med svart klädsel	Head restraint with black cover		8	4)	0860 0880
	8b	2	2	–	–	696434-0	Klädsel	Cover		8	4)	0900
		–	–	2	–	698137-7	Klädsel	Cover		8	4)	0920

4. Ej standardutrustning. Säljes som tillbehör. Optional extra. N'est pas equipement standard. Est vendur comme accessoire. Nicht serienmässig. Verkauf als Zubehör. No forma parti del equipo standard. Se vende como accesorio.
8. Enhet längdmeter. Metervarans bredd = 150 cm. Unit. Linear metre. Width of material = 150 cm. Unité, en mètres. Au mètre, de largeur 150 cm. Einheit, laufendes Meter. Breite der Meterware = 150 cm. Unidad, en metros. Por metro, ancho 150 cm.
9. Enhet kvadratmeter. Metervarans bredd = 130 cm. Unit: Square metres. Width of material = 130 cm. Unités, en mètres carrés. Au mètre de largeur 130 cm. Einheit, Quadratmeter. Breite der Meterware = 130 cm. Unidad, en metros cuadrados. Por metro, ancho 130 cm.
10. Enhet kvadratmeter. Metervarans bredd 140 cm. Unit: Square metres. Width of material = 140 cm. Unité, en mètres carrés. Au mètre, de largeur 140 cm. Einheit, Quadratmeter. Breite der Meterware = 140 cm. Unidad, en metros cuadrados. Por metro, ancho 140 cm.

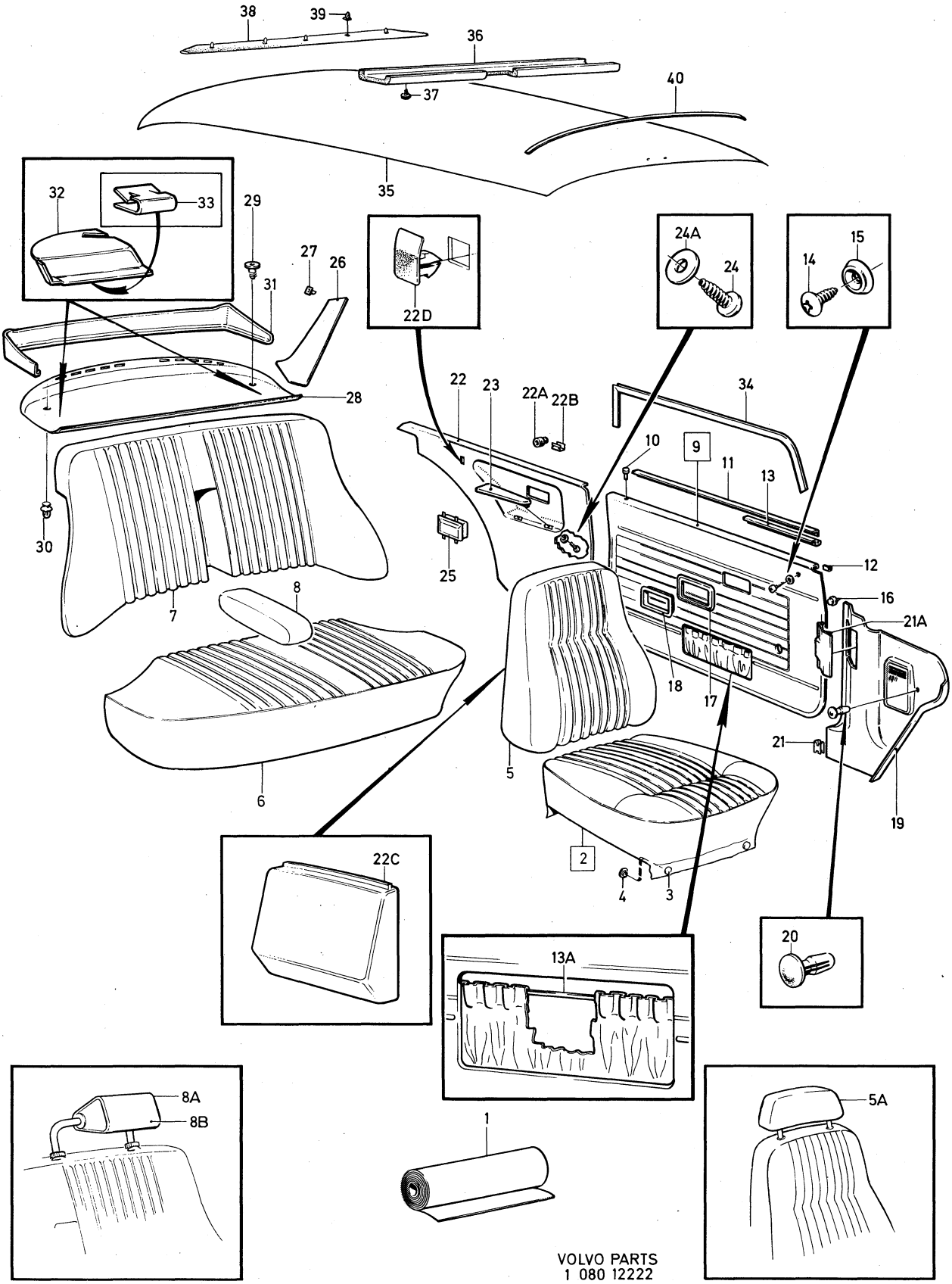

VOLVO PARTS
1 080 12222

Sida Page	Grupp Group	Innerklädsel, 142	Upholstery, 142	Illustration	2800
		klädselkombination	upholstery combination	12222	
200	8	681, 682, 684	681, 682, 684	1980–04	

	Pos. Fig.	Antal/Quantity 681	682	684		Artikel nr Part No	Benämning	Description	Sats Kit	B P S R	Anmärkning Notes	
	9	1	–	1	–	696442-3	Dörrpanel, V	Door panel, L		8		0940
		–	1	–	–	696308-6	Dörrpanel, V	Door panel, L		8		0960
		1	–	1	–	696444-9	Dörrpanel, H	Door panel, R				0980
		–	1	–	–	696309-4	Dörrpanel, H	Door panel, R				1000
	10	2	2	2	–	677003-6	.Bussning	.Bushing				1020
	11	2	2	2	–	678200-7	.List	.Moulding		8		1040
	12	26	26	26	–	678201-5	.Clips	.Clip				1060
	13	1	1	1	–	686781-6	.Tätningslist, V	.Seal moulding, L				1080
		1	1	1	–	686782-4	.Tätningslist, H	.Seal moulding, R				1100
	13a	2	2	2	–	1224099-0	.Resårband	.Rubber strap			(13391) METERVARA	1120
											2 X 300	[illegible]
	14	4	4	4	–	955154-0	Skruv	Screw				[illegible]
	15	4	4	4	–	959057-1	Bricka	Washer				1200
	16	48	48	48	–	680097-3	Fäste	Anchorage				1220
	17	2	2	2	–	678096-9	Ram	Frame				1240
	18	2	2	2	–	677950-8	Sarg	Frame				1260
	19	1	1	1	–	1210666-2	Panel, V	Panel, L		5	ERS AV 1 ST 1224756–5,	[illegible]
											1 ST 1224832–4,	[illegible]
											1 ST 1224833–2,	1282
											1 ST 1264867–1	1283
		1	1	1	–	1221109-0	Panel, H	Panel, R				1300
x	20	1	1	1	–	948690-3	Clips	Clip		2	(945790)	1320
	21	8	8	8	–	944385-4	Clips	Clip				1340
	21a	–	1	1	–	1221217-1	Lucka	Lid				1360
	22	1	–	1	–	696446-4	Panel, V	Panel, L				1380
x		–	1	–	–	698831-5	Panel, V	Panel, L		5	(687515) STD	1400
		–	1	–	–	696446-4	Panel, V	Panel, L			S–1698	1420
x		1	–	1	–	698832-3	Panel, H	Panel, R		5	(696448)	1440
x		–	1	–	–	698832-3	Panel, H	Panel, R		5	(687516) STD	1460
x		–	1	–	–	698832-3	Panel, H	Panel, R		5	(696448) S–1698	1480
	22a	4	4	4	–	680720-0	Plugg	Plug				1500
	22b	8	8	8	–	943131-3	Clips	Clip				1520
	22c	2	2	2	–	686538-0	Kåpa	Casing				1540
	22d	2	2	2	–	1204718-9	Clips	Clip			BAS EXCL SM	1560
	23	1	1	1	–	1210813-0	Armstöd, V	Armrest, L				1580
		1	1	1	–	1210814-8	Armstöd, H	Armrest, R				1600
	24	4	4	4	–	955139-1	Skruv	Screw				1620
	24a	4	4	4	–	192292-1	Bricka	Washer				[illegible]
	25	1	1	1	–		Askkopp	Ash–tray			SE INRE UTRUSTNING	[illegible]
											SEE INTERIOR EQUIPMENT	1680
	26	1	1	1	–	695610-6	Panel, V	Panel, L				1700
		1	1	1	–	695611-4	Panel, H	Panel, R		8		1720
	27	8	8	8	–	680097-3	Fäste	Anchorage				1740
	28	1	–	–	–	1210874-2	Hatthylla	Hat shelf			EXCL USA, CAN	[illegible]
x		1	–	–	–	1264885-3	Hatthylla	Hat shelf		5	(1221326) (1224392)	[illegible]
											USA, CAN,	1800
											CH –OMKR 341500	1801
x		1	–	–	–	1224393-7	Hatthylla	Hat shelf		5	(1221048) USA, CAN,	1820
											CH OMKR 341500–	1840
x		–	1	–	–	1264913-3	Hatthylla	Hat shelf		5	(1210876) (1224394)	1860
											EXCL USA, CAN	1861
x		–	1	–	–	1264885-3	Hatthylla	Hat shelf		5	(1224392)	1880
											USA, CAN,	1900
											CH –OMKR 341500	1901
x		–	1	–	–	1264885-3	Hatthylla	Hat shelf		5	(1221046) USA, CAN,	1920
											CH OMKR 341500–	1940
x		–	–	1	–	1264913-3	Hatthylla	Hat shelf		5	(1210876) (1224394)	1960
											EXCL USA, CAN,	1980
											CH–OMKR 341500	1981
x		–	–	1	–	1264913-3	Hatthylla	Hat shelf		5	(1210598) (1224387)	2000
											EXCL USA, CAN,	2020
											CH OMKR 341500–	2021

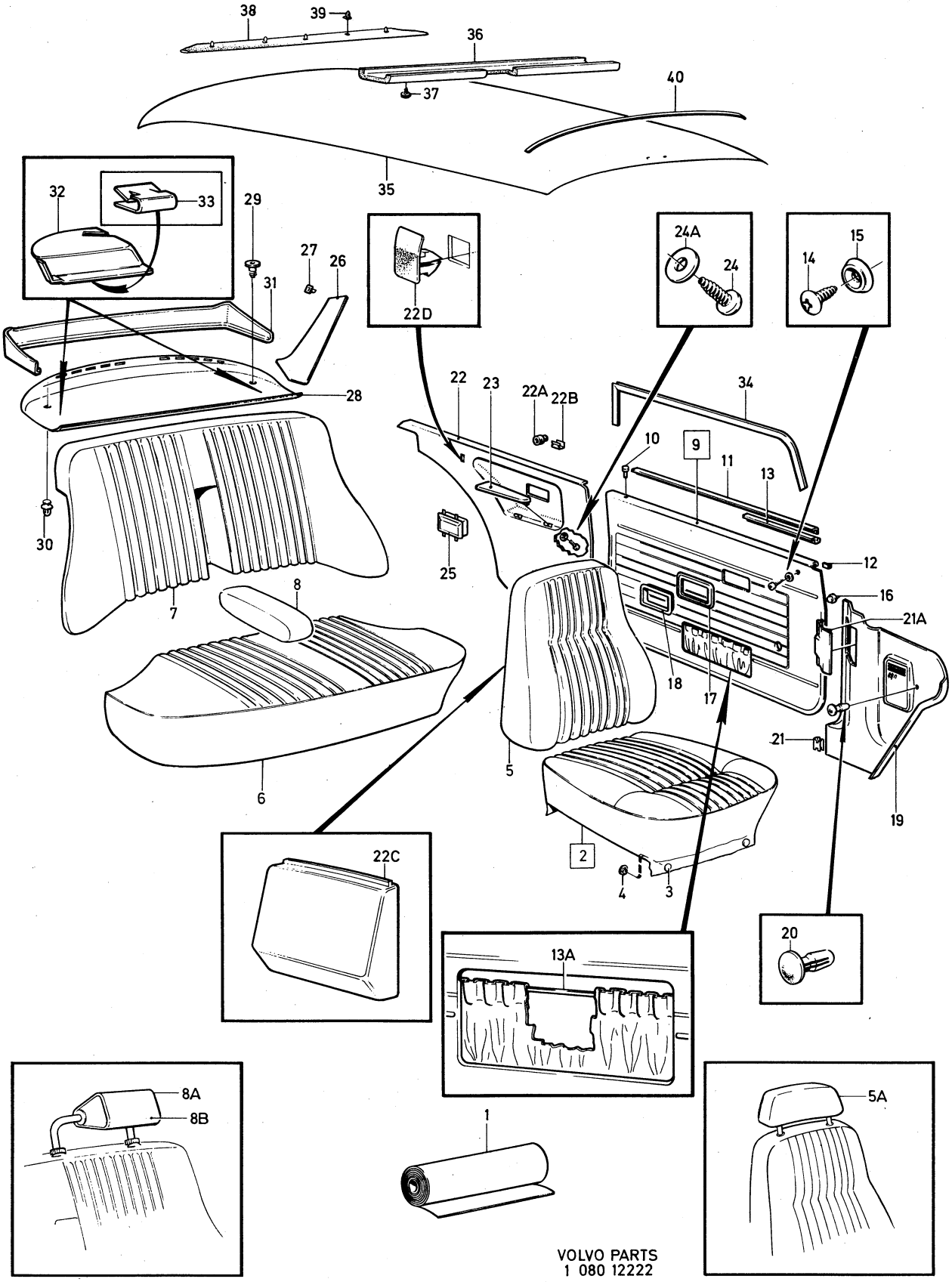

VOLVO PARTS
1 080 12222

Sida Page	Grupp Group	Innerklädsel, 142	Upholstery, 142	Illustration	2800
		klädselkombination	upholstery combination	12222	
202	8	681, 682, 684	681, 682, 684	1980–04	

	Pos. Fig.	Antal/Quantity 681	682	684		Artikel nr Part No	Benämning	Description	Sats Kit	B P S R	Anmärkning Notes	
x		–	–	1	–	1264885-3	Hatthylla	Hat shelf		5	(1221327) (1224392)	2040
											USA, CAN,	2060
											CH –OMKR 341500	2061
x		–	–	1	–	1264885-3	Hatthylla	Hat shelf		5	(1210599) (1224392)	2080
											USA, CAN,	2100
											CH OMKR 341500–	2101
	29	2	2	2	–	1221346-8	Fäste	Anchorage			SEN UTF	2120
	30	3	3	3	–	683258-8	Fäste	Anchorage			TID UTF	2140
	31	1	1	1	–	682968-3	Panel	Panel			USA, CAN	2160
											CH –OMKR 341500	2180
	32	1	1	1	–	1210580-5	Kåpa, säkerhetsbälte, V	Casing, safety belt, L			USA, CAN	[illegible]
											CH OMKR 341500–	[illegible]
		1	1	1	–	1210581-3	Kåpa, säkerhetsbälte, H	Casing, safety belt, R			USA, CAN	2240
											CH OMKR 341500–	2260
	33	2	2	2	–	1221347-6	Clips	Clip			USA, CAN	2280
											CH OMKR 341500–	2300
x	34	5600	5600	5600	5600	1254784-0	Kantskyddslist	Edge moulding		2	(678238) 2X2800	[illegible]
	35	1	1	1	–	691865-0	Innertak	Head lining			UTL	[illegible]
		1	1	1	–	692702-4	Innertak	Head lining			MTL	2360
		ERF	ERF	ERF	–	99755-1	.Trikåplast	.Plastic–coated fabric		8	9)	2380
	36	1	1	1	–	692067-2	Stoppning	Upholstery			UTL	2400
	37	6	6	6	–	666629-1	Plugg	Plug			UTL	2420
	38	1	1	1	–	692081-3	Stoppning	Upholstery		8		2440
	39	5	5	5	–	678274-2	Clips	Clip				2460
	40	5	5	5	–	677517-5	Taksprygel	Roof bow			UTL	2480
		1	1	1	–	677517-5	Taksprygel	Roof bow			MTL	2500
		1	1	1	–	681569-0	Taksprygel	Roof bow			MTL	2520

9. Enhet kvadratmeter. Metervarans bredd = 130 cm. Unit: Square metres. Width of material = 130 cm. Unités, en mètres carrés. Au mètre de largeur 130 cm. Einheit, Quadratmeter. Breite der Meterware = 130 cm. Unidad, en metros cuadrados. Por metro, ancho 130 cm.

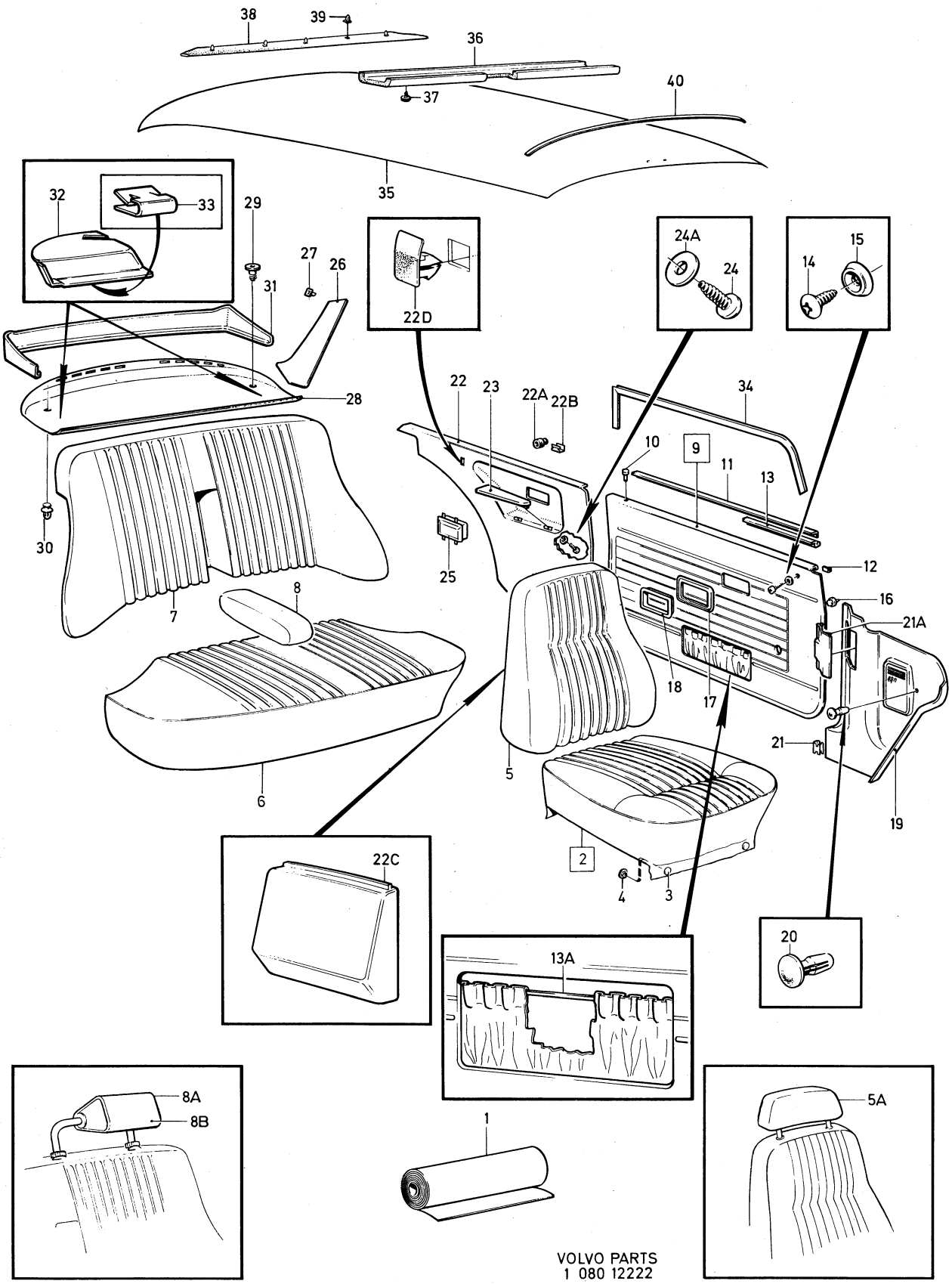

VOLVO PARTS
1 080 12222

Sida Page	Grupp Group	Innerklädsel, 142 klädselkombination 689–692	Upholstery, 142 upholstery combination 689–692	Illustration 12111 1980–04	2850
204	8				

Pos. Fig.	Antal/Quantity 689	690	691	692	Artikel nr Part No	Benämning	Description	Sats Kit	B P S R	Anmärkning Notes	
1	ERF	–	–	–	699309-1	Tyg, blått randigt	Material, blue stripe			8) METERVARA	0020
	ERF	–	–	–	699284-6	Vävplast, blå	Plastic–coated fabric, blue			9) (699289) METERVARA	0040 0060
	–	–	–	–		Produktskylten stämplad 689	Designation plate stamped 689				0080 0100 0120
	–	ERF	–	–	699280-4	Tyg, vinrött	Material, maroon			8) METERVARA	0140
x	–	ERF	–	–	699379-4	Vävplast, vinröd	Plastic–coated fabric, maroon		6	9) (699291) METERVARA	0160 0180
	–	–	–	–		Produktskylten stämplad 690	Designation plate stamped 690				0200 0220 0240
	–	–	ERF	–	699279-6	Tyg, indianrött	Material, chestnut		5	20) METERVARA	0260
	–	–	ERF	–	699329-9	Vävplast, indianröd	Plastic–coated fabric, chestnut			9) METERVARA	0280 0300
	–	–	–	–		Produktskylten stämplad 691	Designation plate stamped 691				0320 0340 0360
	–	–	–	ERF	699209-3	Tyg, tobaksbrunt	Material, tobacco brown			8) METERVARA	0380
	–	–	–	ERF	699287-9	Vävplast, tobaksbrun	Plastic–coated fabric, tobacco brown			9) (699292) METERVARA	0400 0420
	–	–	–	–		Produktskylten stämplad 692	Designation plate stamped 692				0440 0460 0480
2	2	–	–	–	697400-0	Klädsel	Cover			(698713) EXCL VENV CH –OMKR 426000.	0500 0520
	2	–	–	–	697400-0	Klädsel	Cover			EXCL VENV CH OMKR 426000–. VENV.	0540 0560 0580
	–	2	–	–	697650-0	Klädsel	Cover				0600
	–	–	2	–	697684-9	Klädsel	Cover			(698714) EXCL VENV CH –OMKR 426000.	0620 0640
	–	–	2	–	697684-9	Klädsel	Cover			EXCL VENV CH OMKR 426000–. VENV.	0660 0680 0700
	–	–	–	2	697760-7	Klädsel	Cover				0720
3	4	4	4	4	94944-6	.Knapp	.Button				0740
4	4	4	4	4	94945-3	.Hållare	.Retainer				07
5	4	4	4	4	1224372-1	.Stropp	.Strap			(1204947)	0780
6	4	4	4	4	94944-6	..Knapp	..Button				0800
7	4	4	4	4	94945-3	..Hållare	..Retainer				0820
8	2	–	–	–	697402-6	Klädsel	Cover			(698724) EXCL VENV CH– OMKR 426000.	0840 0860
	–	–	–	–							
	2	–	–	–	697402-6	Klädsel	Cover			EXCL VENV CH OMKR 426000–. VENV.	08 0900 0920
	–	2	–	–	697652-6	Klädsel	Cover				0940
	–	–	2	–	697686-4	Klädsel	Cover			(698725) EXCL VENV CH –OMKR 426000.	0960 0980
	–	–	–	–							
	–	–	2	–	697686-4	Klädsel	Cover			EXCL VENV CH OMKR 426000–. VENV.	1000 1020 1040

8. Enhet längdmeter. Metervarans bredd = 150 cm. Unit. Linear metre. Width of material = 150 cm. Unité, en mètres. Au mètre, de largeur 150 cm. Einheit, laufendes Meter. Breite der Meterware = 150 cm. Unidad, en metros. Por metro, ancho 150 cm.
9. Enhet kvadratmeter. Metervarans bredd = 130 cm. Unit: Square metres. Width of material = 130 cm. Unités, en mètres carrés. Au mètre de largeur 130 cm. Einheit, Quadratmeter. Breite der Meterware = 130 cm. Unidad, en metros cuadrados. Por metro, ancho 130 cm.
20. Enhet längdmeter. Metervarans bredd = 160 cm. Unit: Linear metre. Width of material = 160 cm. Unité, en mètres. Au mètre, de largeur 160 cm. Einheit, laufendes Meter. Breite der Meterware = 160 cm. Unidad, en metros. Por metro, ancho 160 cm.

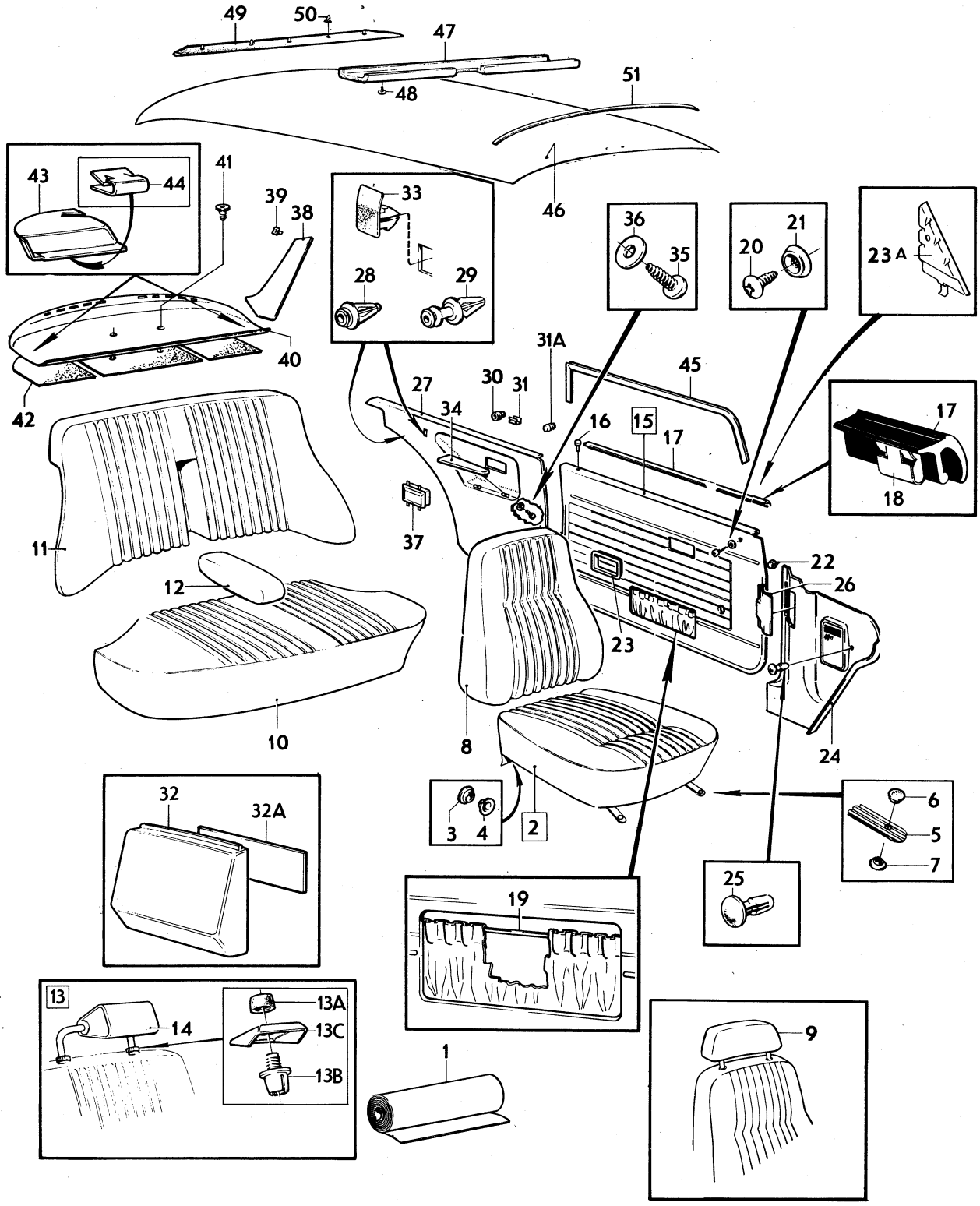

VOLVO PARTS
1 080 12111

Sida Page	Grupp Group	Innerklädsel, 142 klädselkombination 689–692	Upholstery, 142 upholstery combination 689–692	Illustration 12111 1980–04	2850
206	8				

Pos. Fig.	Antal/Quantity 689	690	691	692	Artikel nr Part No	Benämning	Description	Sats Kit	B P S R	Anmärkning Notes	
	–	–	–	2	697762-3	Klädsel	Cover		8		1060
9	2	–	–	–	697414-1	Klädsel	Cover				1080
	–	2	–	–	697664-1	Klädsel	Cover				1100
	–	–	2	–	698307-6	Klädsel	Cover				1120
	–	–	–	2	697774-8	Klädsel	Cover				1140
10	1	–	–	–	698733-3	Klädsel	Cover			EXCL VENV	1160
										CH– OMKR 426000.	1180
	1	–	–	–	697405-9	Klädsel	Cover			EXCL VENV	1200
										CH OMKR 426000–.	1220
										VENV.	1240
	–	1	–	–	697655-9	Klädsel	Cover				1[illegible]
	–	–	1	–	698734-1	Klädsel	Cover			EXCL VENV	1280
										CH –OMKR 426000.	1300
	–	–	1	–	697689-8	Klädsel	Cover			EXCL VENV	1320
										CH OMKR 426000–.	1340
										VENV.	1360
	–	–	–	1	697765-6	Klädsel	Cover				1[illegible]
11	1	–	–	–	698753-1	Klädsel	Cover			EXCL VENV	1400
										CH– OMKR 426000.	1420
	1	–	–	–	697409-1	Klädsel	Cover			EXCL VENV	1440
										CH OMKR 426000–.	1460
										VENV.	1480
	–	1	–	–	697659-1	Klädsel	Cover				1500
	–	–	1	–	698754-9	Klädsel	Cover		8	EXCL VENV	1520
										CH –OMKR 426000.	1540
	–	–	1	–	697693-0	Klädsel	Cover			EXCL VENV	1560
										CH OMKR 426000–.	1580
										VENV.	1600
	–	–	–	1	697769-8	Klädsel	Cover				1620
12	1	–	–	–	697417-4	Klädsel	Cover				1640
	–	1	–	–	697667-4	Klädsel	Cover				1660
	–	–	1	–	697701-1	Klädsel	Cover				1680
	–	–	–	1	697777-1	Klädsel	Cover				1700
13	2	2	2	2	283046-1	Nackskydd, baksäte,	Head restraint,				1720
						svart klädsel	rear seat,				1740
							black cover				1760
13a	4	4	4	4	1221032-4	.Låsmuff	.Lock unit				1780
13b	4	4	4	4	688900-0	.Fäste	.Anchorage				18[illegible]
13c	4	4	4	4	1224010-7	.Täckbricka	.Cover plate		8		18[illegible]
14	2	–	–	–	697415-8	Klädsel	Cover		8	4)	1840
	–	2	–	–	697665-8	Klädsel	Cover		8	4)	1860
	–	–	2	–	697699-7	Klädsel	Cover		8	4)	1880
	–	–	–	2	697775-5	Klädsel	Cover		8	4)	1900
x 15	1	–	–	–	698008-0	Dörrpanel, V	Door panel, L		5	(697420)	19[illegible]
x	–	1	–	–	698500-6	Dörrpanel, V	Door panel, L		5	(697670)	19[illegible]
x	–	–	1	–	698498-3	Dörrpanel, V	Door panel, L		5	(698311)	1960
	–	–	–	1	697780-5	Dörrpanel, V	Door panel, L				1980
x	1	–	–	–	698009-8	Dörrpanel, H	Door panel, R		5	(697421)	2000
x	–	1	–	–	698505-5	Dörrpanel, H	Door panel, R		5	(697671)	2020
x	–	–	1	–	698503-0	Dörrpanel, H	Door panel, R		5	(698312)	2040
	–	–	–	1	697781-3	Dörrpanel, H	Door panel, R				2060
16	2	2	2	2	677003-6	.Bussning	.Bushing				2080
x 17	2	2	2	2	1264547-9	.List	.Moulding		5	(1210425)	2100
18	24	24	24	24	1210439-4	.Clips	.Clip				2120
19	600	600	600	600	1224099-0	.Resårband	.Rubber strap			METERVARA. 2 X 300.	2140
20	4	4	4	4	955156-5	Skruv	Screw				2160
21	4	4	4	4	959057-1	Bricka	Washer				2180
22	50	50	50	50	680097-3	Fäste	Anchorage				2200

4. Ej standardutrustning. Säljes som tillbehör. Optional extra. N'est pas equipement standard. Est vendur comme accessoire. Nicht serienmässig. Verkauf als Zubehör. No forma parti del equipo standard. Se vende como accesorio.

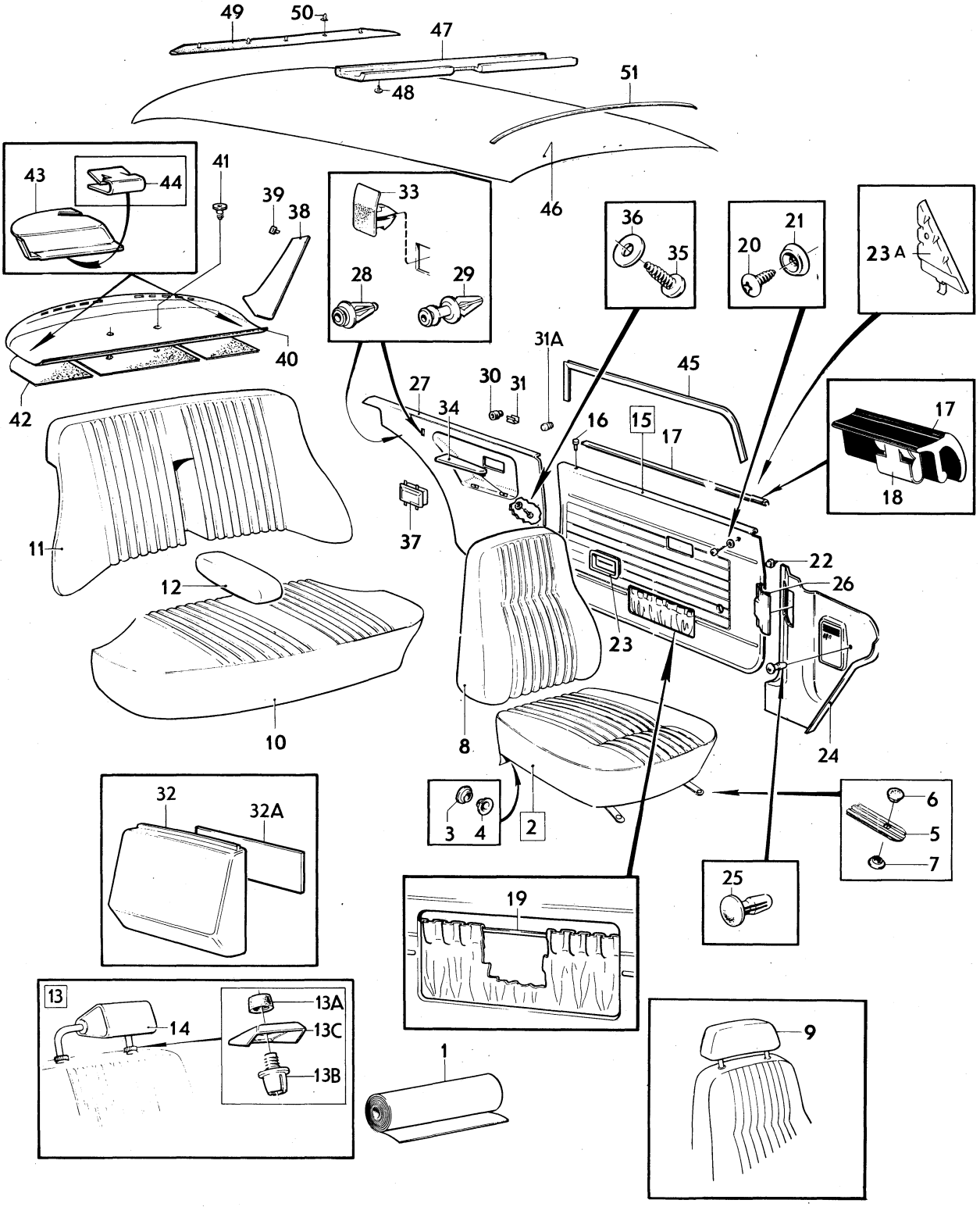

VOLVO PARTS
1 080 12111

Sida Page	Grupp Group	Innerklädsel, 142 klädselkombination 689–692	Upholstery, 142 upholstery combination 689–692	Illustration 12111 1980–04	2850
208	8				

	Pos. Fig.	Antal/Quantity 689	690	691	692	Artikel nr Part No	Benämning	Description	Sats Kit	B P S R	Anmärkning Notes	
	23	2	2	2	2	1210476-6	Sarg	Frame				2220
	23a	1	1	1	1	1204630-6	Panel, V	Panel, L				2240
		1	1	1	1	1204631-4	Panel, H	Panel, R				2260
	24	1	1	1	1	1210666-2	Panel, V	Panel, L		5	ERS AV 1 ST 1224756–5,	2280
											1 ST 1224832–4,	2300
											1 ST 1224833–2,	2320
											1 ST 1224867–1	2340
		1	1	1	1	1221109-0	Panel, H	Panel, R				2360
x	25	2	2	2	2	948690-3	Clips	Clip		2	(945790)	2380
	26	1	1	1	1	1207699-8	Lucka	Lid				2400
x	27	1	–	–	–	698010-6	Panel, V	Panel, L		5	(697422)	2[illegible]
x		–	1	–	–	698510-5	Panel, V	Panel, L		5	(697672)	2[illegible]
x		–	–	1	–	698508-9	Panel, V	Panel, L		5	(698315)	2460
		–	–	–	1	697782-1	Panel, V	Panel, L				2480
x		1	–	–	–	698011-4	Panel, H	Panel, R		5	(697423)	2500
x		–	1	–	–	698515-4	Panel, H	Panel, R		5	(697673)	2520
x		–	–	1	–	698513-9	Panel, H	Panel, R		5	(698316)	2[illegible]
		–	–	–	1	697783-9	Panel, H	Panel, R				2[illegible]
	28	2	2	2	2	1207632-9	Clips	Clip				2580
	29	4	4	4	4	1207633-7	Clips	Clip				2600
	30	–	–	–	–	680720-0	Plugg	Plug				2620
	31	6	6	6	6	943131-3	Clips	Clip				2640
	31a	2	2	2	2	678446-6	Buffert	Cushion			CH 398200–	2660
	32	2	2	2	2	686538-0	Kåpa	Casing				2680
	32a	2	2	2	2	1207716-0	Täckskiva	Cover disc		8	SB MR	2700
	33	–	–	–	–	1204718-9	Clips	Clip			EXCL SM	2720
	34	1	1	1	1	1210813-0	Armstöd, V	Armrest, L				2740
		1	1	1	1	1210814-8	Armstöd, H	Armrest, R				2760
	35	4	4	4	4	955139-1	Skruv	Screw				2780
	36	4	4	4	4	192292-1	Bricka	Washer				2800
	37	–	–	–	–		Askkopp	Ash–tray			SE INRE UTRUSTNING	2820
											SEE INTERIOR EQUIPMENT	2840
	38	1	1	1	1	695610-6	Panel, V	Panel, L				2860
		1	1	1	1	695611-4	Panel, H	Panel, R		8		2880
	39	8	8	8	8	680097-3	Fäste	Anchorage				2900
	40	1	–	–	–	1210584-7	Hatthylla	Hat shelf			EXCL USA, CAN	2920
x		1	–	–	–	1264885-3	Hatthylla	Hat shelf		5	(1210585) (1224383)	2940
											USA, CAN	2[illegible]
x		–	1	–	–	1264913-3	Hatthylla	Hat shelf		5	(1210880) EXCL USA, CA	2[illegible]
x		–	1	–	–	1264885-3	Hatthylla	Hat shelf		5	(1221044) USA, CAN	3000
x		–	–	1	–	1224385-3	Hatthylla	Hat shelf		5	(1210582) EXCL USA, CA	3020
x		–	–	1	–	1264885-3	Hatthylla	Hat shelf		5	(1224390) (1224392)	3040
											USA, CAN	3060
x		–	–	–	1	1264913-3	Hatthylla	Hat shelf		5	(1210876) (1224394)	3[illegible]
											EXCL USA, CAN	3[illegible]
x		–	–	–	1	1264885-3	Hatthylla	Hat shelf		5	(1221046) USA, CAN	3120
x	41	2	2	2	2	1247342-7	Fäste	Anchorage		2	(1221346)	3140
	42	1	1	1	1	1213462-3	Isoleringsmatta, V	Insulating matting, L				3160
		1	1	1	1	1213463-1	Isoleringsmatta, H	Insulating matting, R				3180
		1	1	1	1	1213476-3	Isoleringsmatta, mitt	Insulating matting, centre				3200
												3220
	43	1	1	1	1	1210580-5	Kåpa, säkerhetsbälte, V	Casing, safety belt, L			USA, CAN	3240
		1	1	1	1	1210581-3	Kåpa, säkerhetsbälte, H	Casing, safety belt, R			USA, CAN	3260
	44	2	2	2	2	1221347-6	Clips	Clip			USA, CAN	3280
x	45	5600	5600	5600	5600	1254784-0	Kantskyddslist	Edge moulding		2	(678238) 2X2800	3300
	46	1	1	1	1	691865-0	Innertak	Head lining			UTL	3320
		1	1	1	1	692702-4	Innertak	Head lining			MTL	3340
		ERF	ERF	ERF	ERF	99755-1	.Trikåplast	.Plastic–coated fabric		8		3360
	47	1	1	1	1	692067-2	Stoppning	Upholstery			UTL	3380
	48	6	6	6	6	666629-1	Plugg	Plug			UTL	3400
	49	1	1	1	1	692081-3	Stoppning	Upholstery		8		3420
	50	5	5	5	5	678274-2	Clips	Clip				3440
	51	5	5	5	5	677517-5	Taksprygel	Roof bow			UTL	3460

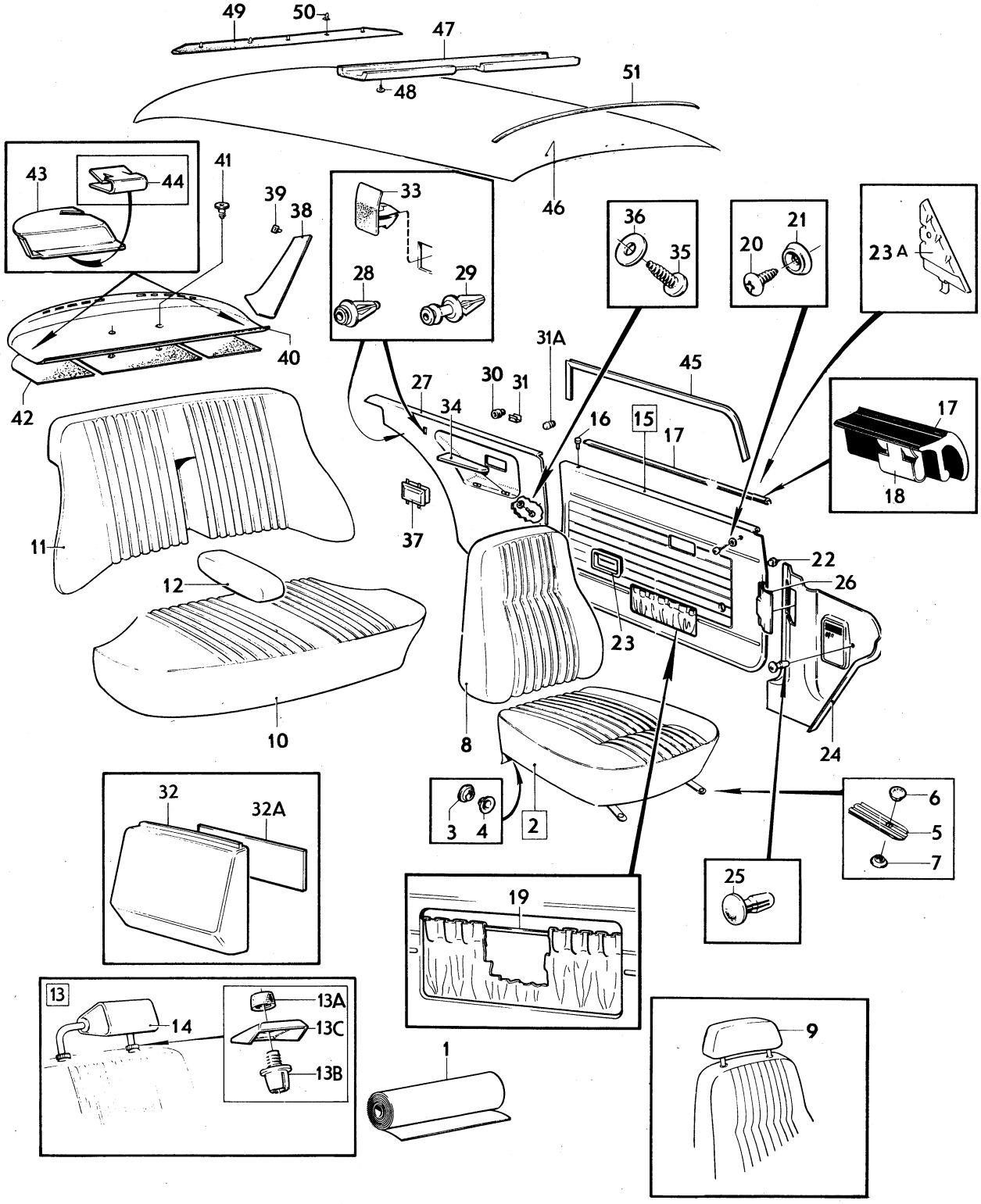

VOLVO PARTS
1 080 12111

Sida Page	Grupp Group	Innerklädsel, 142 klädselkombination	Upholstery, 142 upholstery combination	Illustration	2850
210	8	689–692	689–692	12111 1980–04	

Pos. Fig.	Antal/Quantity 689	690	691	692	Artikel nr Part No	Benämning	Description	Sats Kit	B P S R	Anmärkning Notes	
	1	1	1	1	677517-5	Taksprygel	Roof bow			MTL	3480
	1	1	1	1	681569-0	Taksprygel	Roof bow			MTL	3500

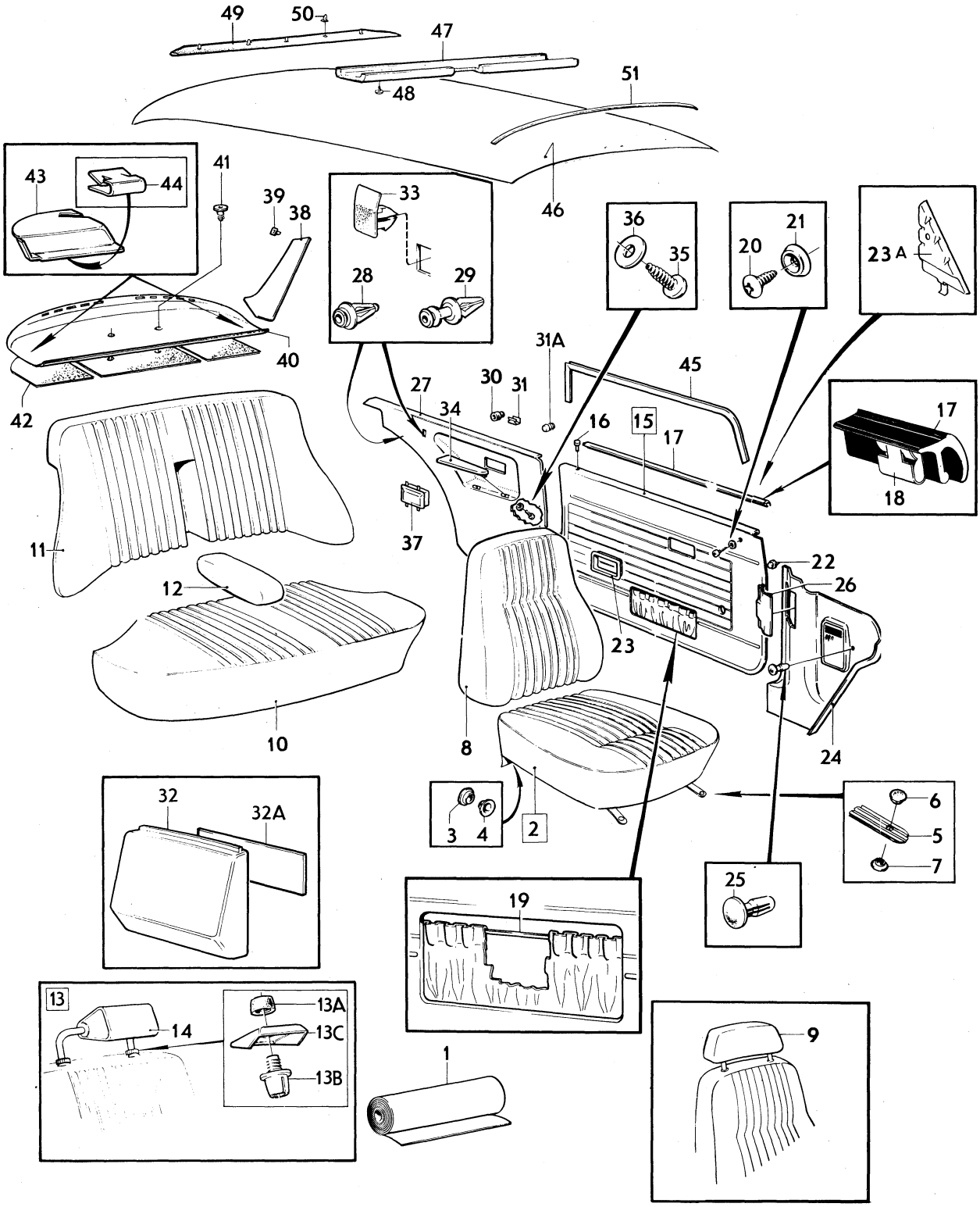

VOLVO PARTS
1 080 12111

Sida Page	Grupp Group	Innerklädsel, 142 klädselkombination	Upholstery, 142 upholstery combination	Illustration	2900
212	8	694, 695, 697	694, 695, 697	12111 1980–04	

Pos. Fig.	Antal/Quantity 694	695	697		Artikel nr Part No	Benämning	Description	Sats Kit	B P S R	Anmärkning Notes	
1	ERF	–	–	–	699284-6	Trikåplast, blå	Plastic–coated fabric, elastic, blue			8) METERVARA	1010 1020
	ERF	–	–	–	699289-5	Vävplast, blå	Plastic–coated fabric, blue		8	9) METERVARA, ERS AV 1 ST 699284–6	1030 1040
	–	–	–	–		Produktskylten stämplad 694	Designation plate stamped 694				1050 1060 1070
	–	ERF	–	–	699286-1	Trikåplast, vinröd	Plastic–coated fabric, elastic, maroon		8	8) METERVARA, ERS AV 1 ST 699379–4	1080 1090
	–	ERF	–	–	699291-1	Vävplast, vinröd	Plastic–coated fabric, maroon		8	9) METERVARA, ERS AV 1 ST 699379–4	1100 [illegible]
	–	–	–	–		Produktskylten stämplad 695	Designation plate stamped 695				[illegible] 1130 1140
	–	–	ERF	–	699287-9	Trikåplast, tobaksbrun	Plastic–coated fabric, elastic, tobacco brown			8) METERVARA	1150 1160
	–	–	ERF	–	699292-9	Vävplast, tobaksbrun	Plastic–coated fabric, tobacco brown		8	9) METERVARA, ERS AV 1 ST 699287–9	[illegible]
	–	–	–	–		Produktskylten stämplad 697	Designation plate stamped 697				1190 1200 1210
2	2	–	–	–	697401-8	Klädsel	Cover		8		1220
	–	2	–	–	697651-8	Klädsel	Cover				1230
	–	–	2	–	697761-5	Klädsel	Cover				1240
3	4	4	4	–	94944-6	.Knapp	.Button				1250
4	4	4	4	–	94945-3	.Hållare	.Retainer				1260
5	4	4	4	–	1224372-1	.Stropp	.Strap			(1204947)	1270
6	4	4	4	–	94944-6	..Knapp	..Button				1280
7	4	4	4	–	94945-3	..Hållare	..Retainer				1290
8	2	–	–	–	697403-4	Klädsel	Cover				1300
	–	2	–	–	697653-4	Klädsel	Cover				1310
	–	–	2	–	697763-1	Klädsel	Cover				1320
9	2	–	–	–	697414-1	Klädsel	Cover				1330
	–	2	–	–	697664-1	Klädsel	Cover				1340
	–	–	2	–	697774-8	Klädsel	Cover				1350
x 10	1	–	–	–	698421-5	Klädsel	Cover		5	(697406)	1360
	–	1	–	–	697656-7	Klädsel	Cover		8		1370
	–	–	1	–	697766-4	Klädsel	Cover				[illegible]
11	1	–	–	–	697410-9	Klädsel	Cover		1		[illegible]
	–	1	–	–	697660-9	Klädsel	Cover				1400
	–	–	1	–	697770-6	Klädsel	Cover		8		1410
x 12	1	–	–	–	698449-6	Klädsel	Cover		5	(697418)	1420
	–	1	–	–	697668-2	Klädsel	Cover				1430
	–	–	1	–	697778-9	Klädsel	Cover				[illegible]
13	2	2	2	–	283046-1	Nackskydd, baksäte, svart klädsel	Head restraint, rear seat, black cover				[illegible] 1460 1461
13a	4	4	4	–	1221032-4	.Låsmuff	.Lock unit				1465
13b	4	4	4	–	688900-0	.Fäste	.Anchorage				1466
13c	4	4	4	–	1224010-7	.Täckbricka	.Cover plate		8		1467
14	2	–	–	–	697416-6	Klädsel	Cover		8	4)	1470
	–	2	–	–	697666-6	Klädsel	Cover		8	4)	1480

4. Ej standardutrustning. Säljes som tillbehör. Optional extra. N'est pas equipement standard. Est vendur comme accessoire. Nicht serienmässig. Verkauf als Zubehör. No forma parti del equipo standard. Se vende como accesorio.
8. Enhet längdmeter. Metervarans bredd = 150 cm. Unit. Linear metre. Width of material = 150 cm. Unité, en mètres. Au mètre, de largeur 150 cm. Einheit, laufendes Meter. Breite der Meterware = 150 cm. Unidad, en metros. Por metro, ancho 150 cm.
9. Enhet kvadratmeter. Metervarans bredd = 130 cm. Unit: Square metres. Width of material = 130 cm. Unités, en mètres carrés. Au mètre de largeur 130 cm. Einheit, Quadratmeter. Breite der Meterware = 130 cm. Unidad, en metros cuadrados. Por metro, ancho 130 cm.

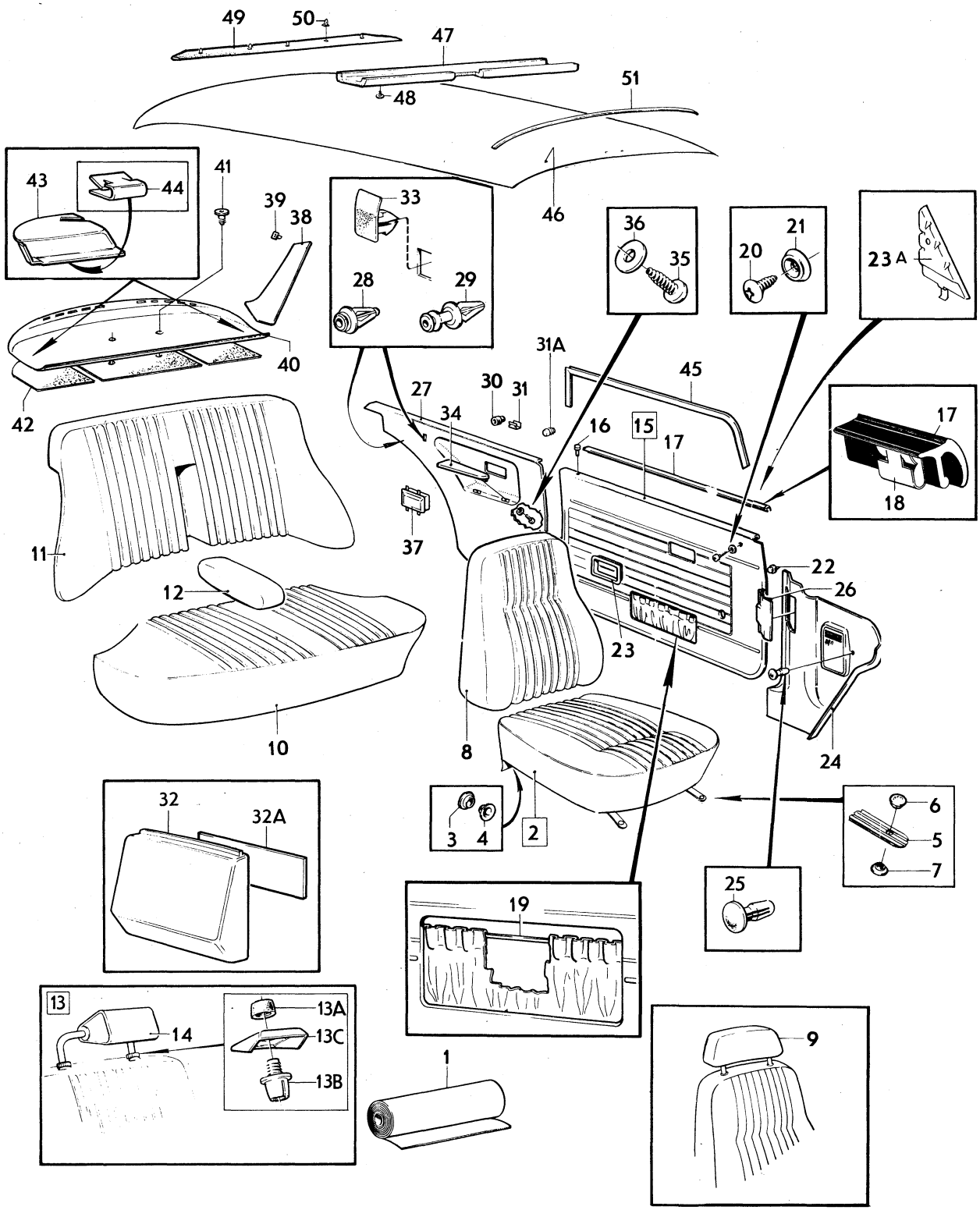

VOLVO PARTS
1 080 12111

Sida Page	Grupp Group	Innerklädsel, 142	Upholstery, 142	Illustration 2900
		klädselkombination	upholstery combination	12111
214	8	694, 695, 697	694, 695, 697	1980–04

	Pos. Fig.	Antal/Quantity 694	695	697		Artikel nr Part No	Benämning	Description	Sats Kit	B P S R	Anmärkning Notes	
		–	–	2	–	697776-3	Klädsel	Cover		8	4)	1490
x	15	1	–	–	–	698008-0	Dörrpanel, V	Doorpanel, L		5	(697420)	2010
x		–	1	–	–	698500-6	Dörrpanel, V	Doorpanel, L		5	(697670)	2020
		–	–	1	–	697780-5	Dörrpanel, V	Door panel, L				2030
x		1	–	–	–	698009-8	Dörrpanel, H	Doorpanel, R		5	(697421)	2040
x		–	1	–	–	698505-5	Dörrpanel, H	Doorpanel, R		5	(697671)	2050
		–	–	1	–	697781-3	Dörrpanel, H	Door panel, R				2060
	16	2	2	2	–	677003-6	.Bussning	.Bushing				2070
	17	2	2	2	–	1210425-3	.List	.Moulding				2080
	18	22	22	22	–	1210439-4	.Clips	.Clip				2090
	19	600	600	600	–	1224099-0	.Resårband	.Rubber strap			(13391) METERVARA 2 X 300	2[illegible] 2[illegible]
	20	4	4	4	–	955156-5	Skruv	Screw				2110
	21	4	4	4	–	959057-1	Bricka	Washer				2120
	22	50	50	50	–	680097-3	Fäste	Anchorage				2130
	23	2	2	2	–	1210476-6	Sarg	Frame				2140
	23a	1	1	1	–	1204630-6	Panel, V	Panel, L				2[illegible]
		1	1	1	–	1204631-4	Panel, H	Panel, R				2[illegible]
	24	1	1	1	–	1210666-2	Panel, V	Panel, L		5	ERS AV 1 ST 1224756–5, 1 ST 1224832–4, 1 ST 1224833–2, 1 ST 1264867–1	2170 2171 2172 2173
		1	1	1	–	1221109-0	Panel, H	Panel, R				2180
x	25	2	2	2	–	948690-3	Clips	Clip		2	(945790)	2190
	26	1	1	1	–	1207699-8	Lucka	Lid				2200
x	27	1	–	–	–	698010-6	Panel, V	Panel, L		5	(697422)	2210
x		–	1	–	–	698510-5	Panel, V	Panel, L		5	(697672)	2220
		–	–	1	–	697782-1	Panel, V	Panel, L				2230
x		1	–	–	–	698011-4	Panel, H	Panel, R		5	(697423)	2240
x		–	1	–	–	698515-4	Panel, H	Panel, R		5	(697673)	2250
		–	–	1	–	697783-9	Panel, H	Panel, R				2260
	28	2	2	2	–	1207632-9	Clips	Clip		8	ALT 1	2270
	29	4	4	4	–	1207633-7	Clips	Clip			ALT 1	2280
	30	4	4	4	–	680720-0	Plugg	Plug			ALT 2	2290
	31	6	6	6	–	943131-3	Clips	Clip			ALT 2	2300
	31a	2	2	2	–	678446-6	Buffert	Cushion			CH 398200–	2305
	32	2	2	2	–	686538-0	Kåpa	Casing				2310
	32a	2	2	2	–	1207716-0	Täckskiva	Cover disc		8		2[illegible]
	33	–	–	–	–	1204718-9	Clips	Clip			EXCL SM	2[illegible]
	34	1	1	1	–	1210813-0	Armstöd, V	Armrest, L				2330
		1	1	1	–	1210814-8	Armstöd, H	Armrest, R				2340
	35	4	4	4	–	955139-1	Skruv	Screw				2350
	36	4	4	4	–	192292-1	Bricka	Washer				2360
	37	–	–	–	–		Askkopp	Ash–tray			SE INRE UTRUSTNING SEE INTERIOR EQUIPMENT	2[illegible] 2[illegible]
	38	1	1	1	–	695610-6	Panel, V	Panel, L				2390
		1	1	1	–	695611-4	Panel, H	Panel, R		8		2400
	39	8	8	8	–	680097-3	Fäste	Anchorage				2410
	40	1	–	–	–	1210584-7	Hatthylla	Hat shelf			EXCL USA, CAN	3010
x		1	–	–	–	1264885-3	Hatthylla	Hat shelf		5	(1210585) (1224383) USA, CAN	3020 3021
x		–	1	–	–	1264913-3	Hatthylla	Hat shelf		5	(1210880) EXCL USA, CAN	3030 3031
x		–	1	–	–	1264885-3	Hatthylla	Hat shelf		5	(1221044) (1224392) USA, CAN	3040 3041
x		–	–	1	–	1264913-3	Hatthylla	Hat shelf		5	(1210876) (1224394) EXCL USA, CAN	3050 3051
x		–	–	1	–	1264885-3	Hatthylla	Hat shelf		5	(1221046) USA, CAN	3060

4. Ej standardutrustning. Säljes som tillbehör. Optional extra. N'est pas equipement standard. Est vendur comme accessoire. Nicht serienmässig. Verkauf als Zubehör. No forma parti del equipo standard. Se vende como accesorio.

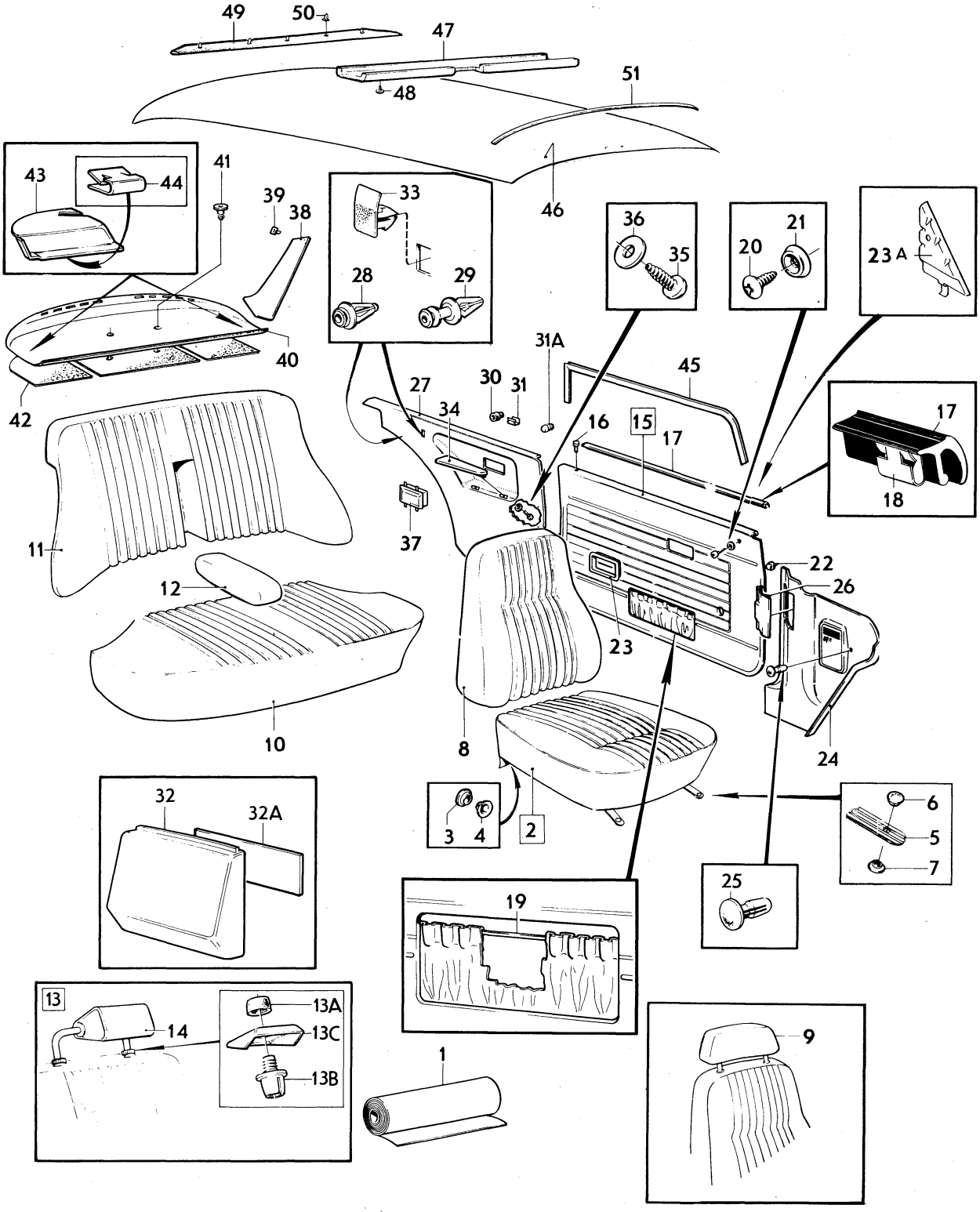

VOLVO PARTS
1 080 12111

Sida Page	Grupp Group	Innerklädsel, 142	Upholstery, 142	Illustration	2900
		klädselkombination	upholstery combination	12111	
216	8	694, 695, 697	694, 695, 697	1980–04	

Pos. Fig.	Antal/Quantity 694	695	697		Artikel nr Part No	Benämning	Description	Sats Kit	B P S R	Anmärkning Notes	
41	2	2	2	–	1221346-8	Fäste	Anchorage				3070
42	1	1	1	–	1213462-3	Isoleringsmatta, V	Insulating matting, L				3080
	1	1	1	–	1213463-1	Isoleringsmatta, H	Insulating matting, R				3090
	1	1	1	–	1213476-3	Isoleringsmatta, mitt	Insulating matting, centre				3100 3110
43	1	1	1	–	1210580-5	Kåpa, säkerhetsbälte, V	Casing, safety belt, L			USA, CAN	3120
	1	1	1	–	1210581-3	Kåpa, säkerhetsbälte, H	Casing, safety belt, R			USA, CAN	3130
44	2	2	2	–	1221347-6	Clips	Clip			USA, CAN	3140
x 45	5600	5600	5600	–	1254784-0	Kantskyddslist	Edge moulding		2	(678238) 2X2800	3150
46	1	1	1	–	691865-0	Innertak	Head lining			UTL	3160
	1	1	1	–	692702-4	Innertak	Head lining			MTL	[illegible]
	ERF	ERF	ERF	–	99755-1	.Trikåplast	.Plastic–coated fabric		8	9)	[illegible]
47	1	1	1	–	692067-2	Stoppning	Upholstery			UTL	3190
48	6	6	6	–	666629-1	Plugg	Plug			UTL	3200
49	1	1	1	–	692081-3	Stoppning	Upholstery		8		3210
50	5	5	5	–	678274-2	Clips	Clip				3220
51	5	5	5	–	677517-5	Taksprygel	Roof bow			UTL	[illegible]
	1	1	1	–	677517-5	Taksprygel	Roof bow			MTL	[illegible]
	1	1	1	–	681569-0	Taksprygel	Roof bow			MTL	3250

9. Enhet kvadratmeter. Metervarans bredd = 130 cm. Unit: Square metres. Width of material = 130 cm. Unités, en mètres carrés. Au mètre de largeur 130 cm. Einheit, Quadratmeter. Breite der Meterware = 130 cm. Unidad, en metros cuadrados. Por metro, ancho 130 cm.

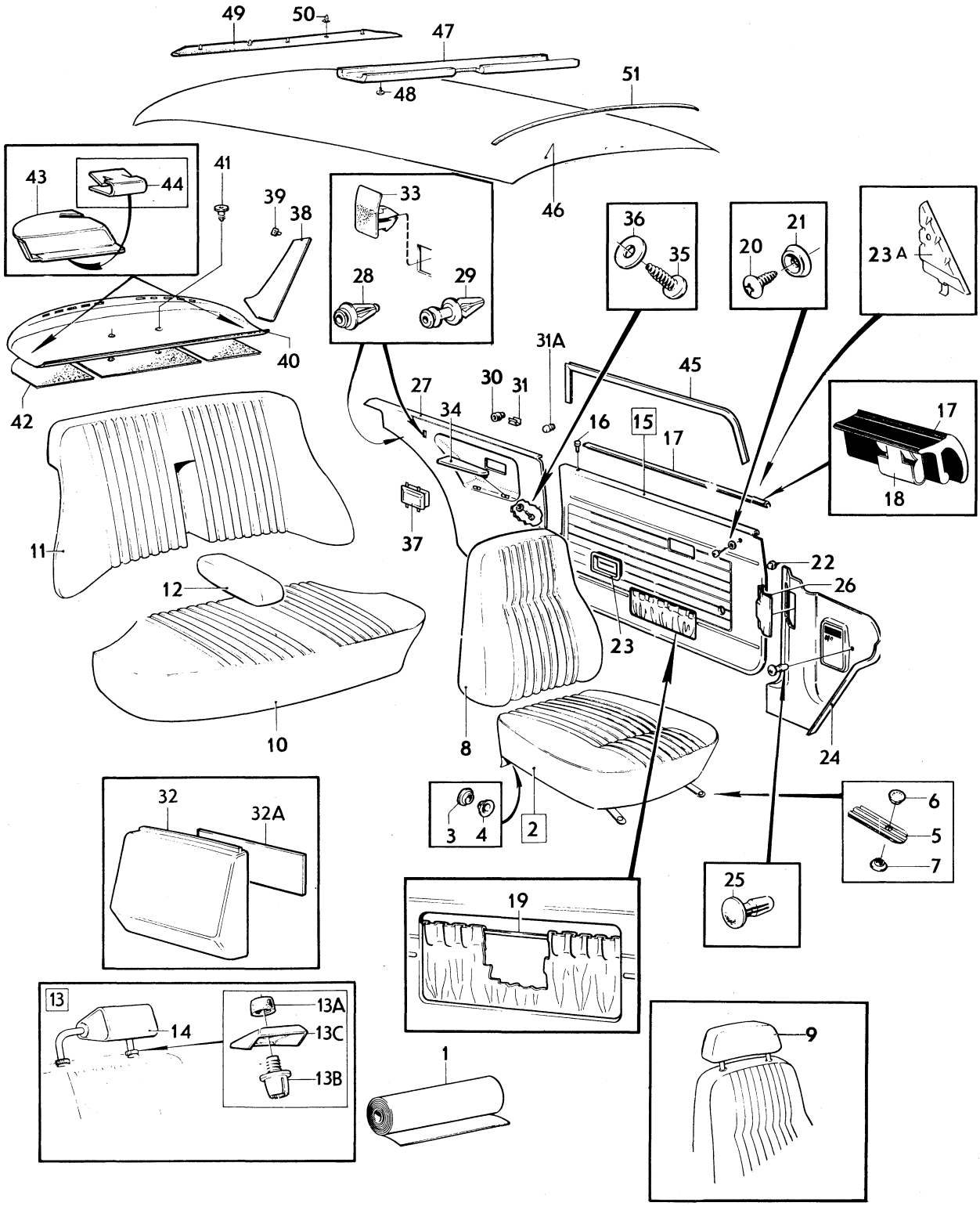

VOLVO PARTS
1 080 12111

Sida Page	Grupp Group	Innerklädsel, 142	Upholstery, 142	Illustration	2950
		klädselkombination 700, 998	upholstery combination 700, 98	12111	
218	8			1980–04	

	Pos. Fig.	Antal/Quantity 700	998			Artikel nr Part No	Benämning	Description	Sats Kit	B P S R	Anmärkning Notes	
	1	ERF	–	–	–	699373-7	Tyg, guldfärgat	Material, light gold			8) METERVARA	0020
		ERF	–	–	–	699374-5	Vävplast, guldfärgad	Plastic–coated fabric, light gold		6	9) METERVARA	0040
												0060
		–	–	–	–		Produktskylten stämplad 700	Designation plate stamped 700				0080
												0100
												0120
		–	ERF	–	–		Läder, vinrött	Leather, maroon			9) METERVARA	0140
x		–	ERF	–	–	699379-4	Vävplast, vinröd	Plastic–coated fabric, maroon		6	(699291)	0160
												0180
		–	–	–	–		Produktskylten stämplad 998	Designation plate stamped 998				0200
												0240
	2	2	–	–	–	698363-9	Klädsel	Cover				0260
		–	2	–	–	697868-8	Klädsel	Cover				0280
	3	4	4	–	–	94944-6	.Knapp	.Button				0300
	4	4	4	–	–	94945-3	.Hållare	.Retainer				0320
	5	4	4	–	–	1224372-1	.Stropp	.Strap			(1204947)	0340
	6	4	4	–	–	94944-6	..Knapp	..Button				0360
	7	4	4	–	–	94945-3	..Hållare	..Retainer				0380
	8	2	–	–	–	698364-7	Klädsel	Cover		8		0400
		–	2	–	–	697869-6	Klädsel	Cover				0420
	9	2	–	–	–	698369-6	Klädsel	Cover				0440
		–	2	–	–	697664-1	Klädsel	Cover				0460
	10	1	–	–	–	698365-4	Klädsel	Cover				0480
		–	1	–	–	697870-4	Klädsel	Cover				0500
	11	1	–	–	–	698366-2	Klädsel	Cover				0520
		–	1	–	–	697871-2	Klädsel, V	Cover, L				0540
		–	1	–	–	697872-0	Klädsel, H	Cover, R				0560
	12	1	–	–	–	698367-0	Klädsel	Cover				0580
		–	1	–	–	697894-4	Klädsel	Cover				0600
	13	2	2	–	–	283046-1	Nackskydd baksäte, svart klädsel	Head restraint, rear seat, black cover		8	4)	0620
												0640
												0641
	13a	2	2	–	–	1221032-4	.Låsmuff	.Lock unit				0660
	13b	2	2	–	–	688900-0	.Fäste	.Anchorage				0680
	13c	2	2	–	–	1224010-7	.Täckbricka	.Cover plate		8		0700
	14	2	2	–	–	698370-4	Klädsel	Cover		8	4)	0720
	15	1	–	–	–	698371-2	Dörrpanel, V	Door panel, L				0740
x		–	1	–	–	698500-6	Dörrpanel, V	Door panel, L		5	(697670)	0760
		1	–	–	–	698372-0	Dörrpanel, H	Door panel, R				0780
x		–	1	–	–	698505-5	Dörrpanel, H	Door panel, R		5	(697671)	0800
	16	2	2	–	–	677003-6	.Bussning	.Bushing				0820
x	17	2	2	–	–	1264547-9	.List	.Moulding		5	(1210425)	0840
	18	22	22	–	–	1210439-4	.Clips	.Clip				0860
	19	600	600	–	–	1224099-0	.Resårband	.Rubber strap			(13391)2 X 300	0880
	20	4	4	–	–	955156-5	Skruv	Screw				0900
	21	4	4	–	–	959057-1	Bricka	Screw				0920
	22	50	50	–	–	680097-3	Fäste	Anchorage				0940
	23	2	2	–	–	1210476-6	Sarg	Frame				0960
	23a	1	1	–	–	1204630-6	Panel, V	Panel, L				0980
		1	1	–	–	1204631-4	Panel, H	Panel, R				1000

4. Ej standardutrustning. Säljes som tillbehör. Optional extra. N'est pas equipement standard. Est vendur comme accessoire. Nicht serienmässig. Verkauf als Zubehör. No forma parti del equipo standard. Se vende como accesorio.
8. Enhet längdmeter. Metervarans bredd = 150 cm. Unit. Linear metre. Width of material = 150 cm. Unité, en mètres. Au mètre, de largeur 150 cm. Einheit, laufendes Meter. Breite der Meterware = 150 cm. Unidad, en metros. Por metro, ancho 150 cm.
9. Enhet kvadratmeter. Metervarans bredd = 130 cm. Unit: Square metres. Width of material = 130 cm. Unités, en mètres carrés. Au mètre de largeur 130 cm. Einheit, Quadratmeter. Breite der Meterware = 130 cm. Unidad, en metros cuadrados. Por metro, ancho 130 cm.

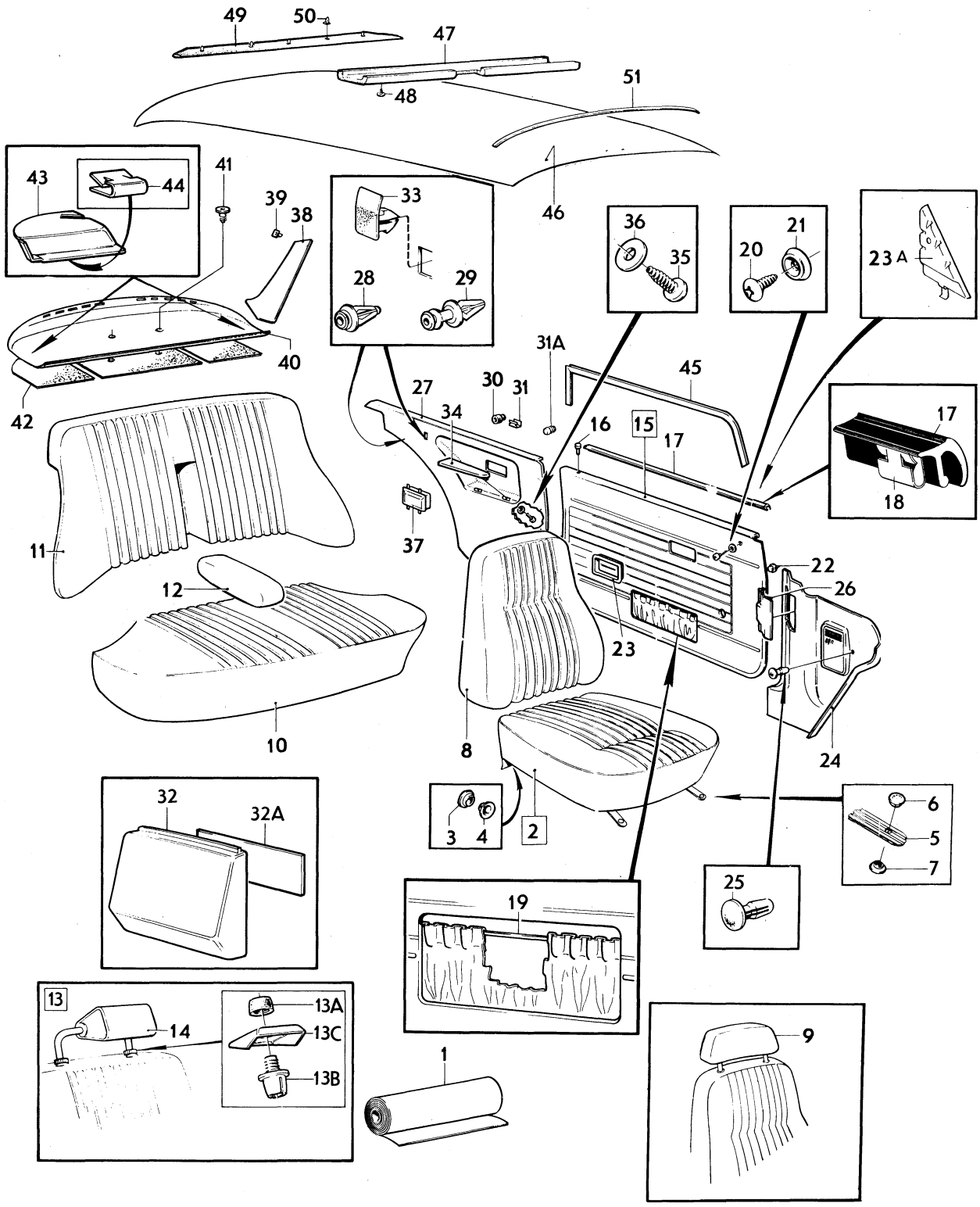

VOLVO PARTS
1 080 12111

Sida Page	Grupp Group	Innerklädsel, 142	Upholstery, 142	Illustration	2950
		klädselkombination 700, 998	upholstery combination 700, 98	12111	
220	8			1980–04	

	Pos. Fig.	Antal/Quantity 700	998			Artikel nr Part No	Benämning	Description	Sats Kit	B P S R	Anmärkning Notes	
	24	1	1	–	–	1210666-2	Panel, V	Panel, L		5	ERS AV 1 ST 1224756–5,	1020
											1 ST 1224832–4,	1021
											1 ST 1224833–2,	1022
											1 ST 1264867–1	1023
		1	1	–	–	1221109-0	Panel, H	Panel, R				1040
x	25	2	2	–	–	948690-3	Clips	Clip		2	(945790)	1060
	26	1	1	–	–	1207699-8	Lucka	Lid				1080
	27	1	–	–	–	698374-6	Panel, V	Panel, L				1100
x		–	1	–	–	698510-5	Panel, V	Panel, L		5	(697672)	1120
		1	–	–	–	698375-3	Panel, H	Panel, R				1140
x		–	1	–	–	698515-4	Panel, H	Panel, R		5	(697673)	1160
	28	2	2	–	–	1207632-9	Clips	Clip			ALT 1	80
	29	4	4	–	–	1207633-7	Clips	Clip			ALT. 1	1200
	30	4	4	–	–	680720-0	Plugg	Plug			ALT. 2	1220
	31	6	6	–	–	943131-3	Clips	Clip			ALT. 2	1240
	31a	2	2	–	–	678446-6	.Buffert	.Cushion			CH 398200–	1260
	32	2	2	–	–	686538-0	Kåpa	Casing				1280
	32a	2	2	–	–	1207716-0	Täckskiva	Cover disc		8		00
	33	–	–	–	–	1204718-9	Clips	Clip			EXCL SM	1320
	34	1	1	–	–	1210813-0	Armstöd, V	Armrest, L				1340
		1	1	–	–	1210814-8	Armstöd, H	Armrest, R				1360
	35	4	4	–	–	955139-1	Skruv	Screw				1380
	36	4	4	–	–	192292-1	Bricka	Washer				1400
	37	–	–	–	–		Askkopp	Ash–tray			SE INRE UTRUSTNING	1420
											SEE INTERIOR EQUIPMENT	1440
	38	1	1	–	–	695610-6	Panel, V	Panel, L				1460
		1	1	–	–	695611-4	Panel, H	Panel, R		8		1480
	39	8	8	–	–	680097-3	Fäste	Anchorage				1500
x	40	1	–	–	–	1264913-3	Hatthylla	Hat shelf		5	(1210876) (1224394)	1520
											EXCL USA, CAN	1521
x		1	–	–	–	1264885-3	Hatthylla	Hat shelf		5	(1221046) USA,CAN	1540
x		–	1	–	–	1264885-3	Hatthylla	Hat shelf		5	(1221044) (1224392)	1560
											CAN	1561
	41	2	2	–	–	1221346-8	Fäste	Anchorage				1580
	42	1	1	–	–	1213462-3	Isoleringsmatta, V	Insulating matting, L				1600
		1	1	–	–	1213463-1	Isoleringsmatta, H	Insulating matting, R				1620
		1	1	–	–	1213476-3	Isoleringsmatta, mitt	Insulating matting, centre				1640
												1660
	43	1	1	–	–	1210580-5	Kåpa, säkerhetsbälte, V	Casing, safety belt, L			USA, CAN	80
		1	1	–	–	1210581-3	Kåpa, säkerhetsbälte, H	Casing, safety belt, R			USA, CAN	1700
	44	2	2	–	–	1221347-6	Clips	Clip			USA, CAN	1720
x	45	5600	5600	–	–	1254784-0	Kantskyddslist	Edge moulding		2	(678238) 2X2800	1740
	46	1	1	–	–	691865-0	Innertak	Head lining			UTL	1760
		1	1	–	–	692702-4	Innertak	Head lining			MTL	1780
		ERF	ERF	–	–	99755-1	.Trikåplast	.Plastic–coated fabric		8		00
	47	1	1	–	–	692067-2	Stoppning	Upholstery			UTL	1820
	48	6	6	–	–	666629-1	Plugg	Plug			UTL	1840
	49	1	1	–	–	692081-3	Stoppning	Upholstery		8		1860
	50	5	5	–	–	678274-2	Clips	Clip				1880
	51	5	5	–	–	677517-5	Taksprygel	Roof bow			UTL	1900
		1	1	–	–	677517-5	Taksprygel	Roof bow			MTL	1920
		1	1	–	–	681569-0	Taksprygel	Roof bow			MTL	1940

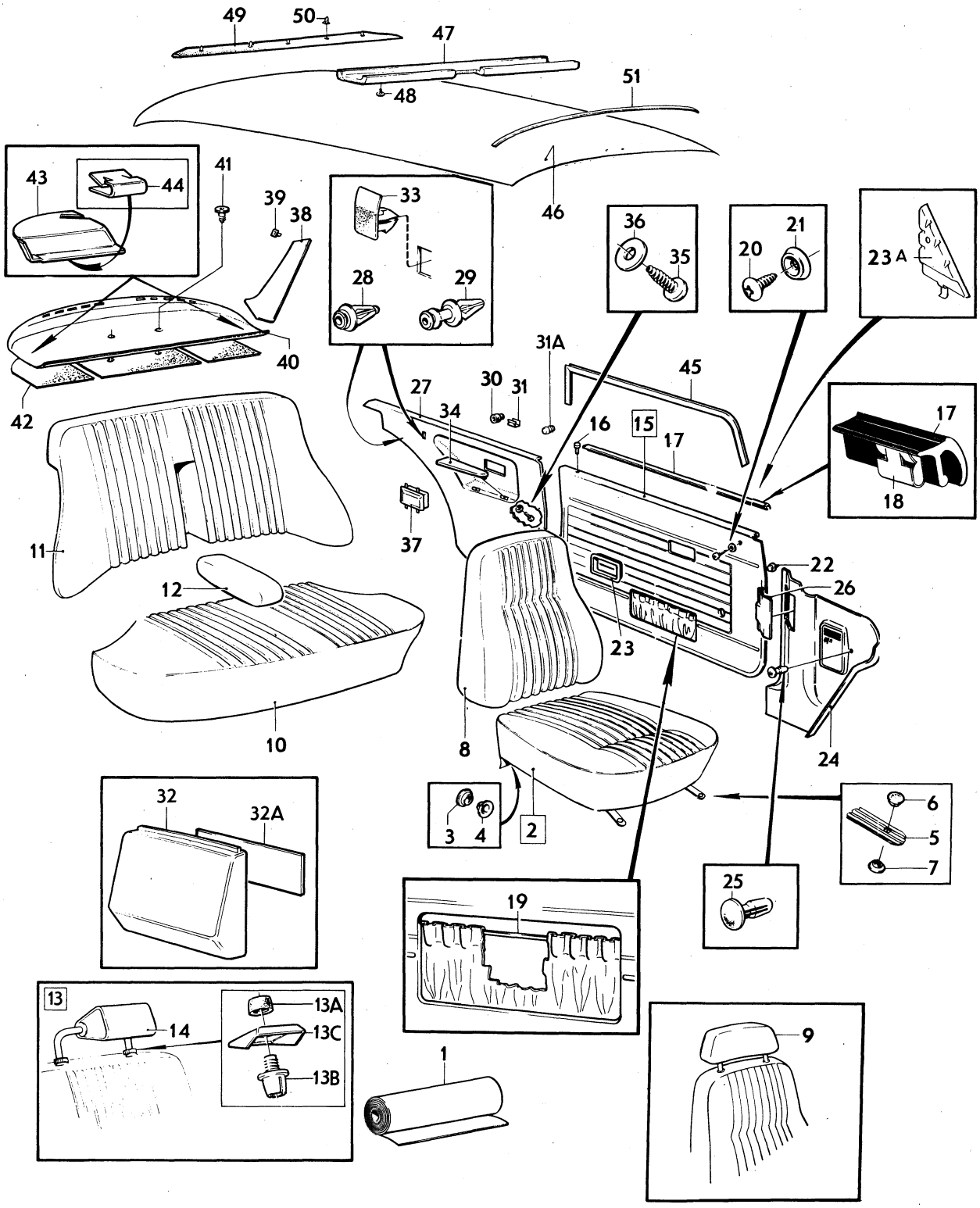

VOLVO PARTS
1 080 12111

Sida Page	Grupp Group	Innerklädsel, 144 klädselkombination	Upholstery, 144 upholstery combination	Illustration 11573
222	8	256, 257	256, 257	1980–04

Pos. Fig.	Antal/Quantity 256	257			Artikel nr Part No	Benämning	Description	Sats Kit	B P S R	Anmärkning Notes	
	ERF	–	–	–		Läder, läderfärgat	Leather, hide		8		1010
1	ERF	–	–	–	699290-3	Vävplast, läderfärgad	Plastic–coated fabric, hide			9) METERVARA	1020 1030
	–	–	–	–		Produktskylten stämplad 256	Designation plate stamped 256				1040 1050
–											1060
	–	ERF	–	–		Läder, svart	Leather, black		8		1070
x	–	ERF	–	–	699419-8	Vävplast, svart	Plastic–coated fabric, black		6	9) (699293) METERVARA	1080 1090
	–	–	–	–		Produktskylten stämplad 257	Designation plate stamped 257				1100 1110
–											1120
2	2	–	–	–	697462-0	Klädsel	Cover				1130
	–	2	–	–	697880-3	Klädsel	Cover				1140
3	4	4	–	–	94944-6	.Knapp	.Button				1150
4	4	4	–	–	94945-3	.Hållare	.Retainer				1160
5	–	–	–	–	1224372-1	.Stropp	.Strap			(1204947)	1170
6	4	4	–	–	94944-6	..Knapp	..Button				1180
7	4	4	–	–	94945-3	..Hållare	..Retainer				1190
8	2	–	–	–	697464-6	Klädsel	Cover				1200
	–	2	–	–	697881-1	Klädsel	Cover		8		1210
9	2	–	–	–	697698-9	Klädsel	Cover				1220
	–	2	–	–	697808-4	Klädsel	Cover				1230
10	1	–	–	–	697466-1	Klädsel	Cover				1240
	–	1	–	–	697882-9	Klädsel	Cover		8		1250
11	1	–	–	–	697468-7	Klädsel, V	Cover, L				1260
	1	–	–	–	697469-5	Klädsel, H	Cover, R				1270
	–	1	–	–	697883-7	Klädsel, V	Cover, L				1280
	–	1	–	–	697884-5	Klädsel, H	Cover, R				1290
12	1	–	–	–	697470-3	Klädsel	Cover				1300
	–	1	–	–	697885-2	Klädsel	Cover				1310
13	2	2	–	–	282098-3	Nackskydd med svart klädsel	Head restraint with black cover		8		1315 1316
14	2	–	–	–	697481-0	Klädsel	Cover				1320
	–	2	–	–	697810-0	Klädsel	Cover				1330
15	1	–	–	–	697708-6	Dörrpanel, V	Door panel, L				1360
x	–	1	–	–	698932-1	Dörrpanel, V	Door panel, L		5	(697816)	1370
	1	–	–	–	697709-4	Dörrpanel, H	Door panel, R				1380
x	–	1	–	–	698933-9	Dörrpanel, H	Door panel, R		5	(697817)	1390
16	2	2	–	–	677003-6	.Bussning	.Bushing				1400
x 17	2	2	–	–	1264547-9	.List, ämne	.Moulding, blank		5	(1210425)	1410
18	16	16	–	–	1210439-4	.Clips	.Clip				1420
19	600	600	–	–	1224099-0	.Resårband	.Rubber strap			(13391) METERVARA 2 X 300	1430 1431
20	4	4	–	–	955156-5	Skruv	Screw				1440
21	4	4	–	–	959057-1	Bricka	Washer				1450
22	40	40	–	–	680097-3	Fäste	Anchorage				1460
23	2	2	–	–	1210476-6	Sarg	Frame				1470
24	1	1	–	–	1204630-6	Panel, V	Panel, L				1475
	1	1	–	–	1204631-4	Panel, H	Panel, R				1476
25	1	–	–	–	697710-2	Dörrpanel, V	Door panel, L				1480
	–	1	–	–	697818-3	Dörrpanel, V	Door panel, L				1490
	1	–	–	–	697711-0	Dörrpanel, H	Door panel, R				1500
	–	1	–	–	697819-1	Dörrpanel, H	Door panel, R				1510
26	2	2	–	–	677003-6	.Bussning	.Bushing				1520
x 27	2	2	–	–	1264547-9	.List, ämne	.Moulding, blank		5	(1210425)	1530
28	16	16	–	–	1210439-4	.Clips	.Clip				1540
29	4	4	–	–	955154-0	Skruv	Screw				2010

9. Enhet kvadratmeter. Metervarans bredd = 130 cm. Unit: Square metres. Width of material = 130 cm. Unités, en mètres carrés. Au mètre de largeur 130 cm. Einheit, Quadratmeter. Breite der Meterware = 130 cm. Unidad, en metros cuadrados. Por metro, ancho 130 cm.

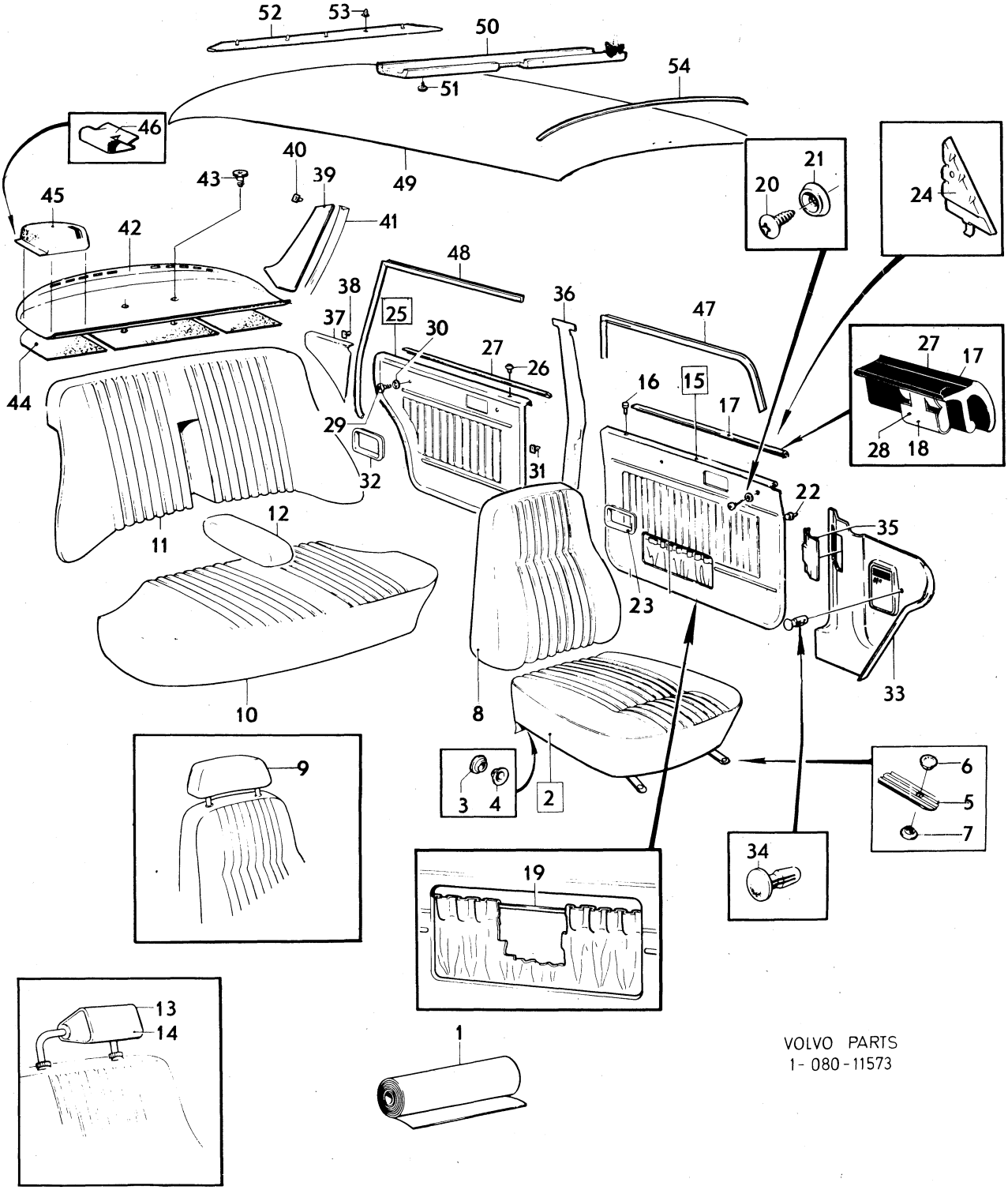

VOLVO PARTS
1-080-11573

Sida Page	Grupp Group	Innerklädsel, 144 klädselkombination 256, 257	Upholstery, 144 upholstery combination 256, 257	Illustration 11573 1980–04	3000
.224	8				

	Pos. Fig.	Antal/Quantity 256	257			Artikel nr Part No	Benämning	Description	Sats Kit	B P S R	Anmärkning Notes	
	30	4	4	–	–	959057-1	Bricka	Washer				2020
	31	32	32	–	–	680097-3	Fäste	Anchorage				2030
	32	2	2	–	–	1210476-6	Sarg	Frame				2040
	33	1	1	–	–	1210666-2	Panel, V	Panel, L		5	ERS AV 1 ST 1224756–5,	2050
											1 ST 1224832–4,	2051
											1 ST 1224833–2,	2052
											1 ST 1264867–1	2053
		1	1	–	–	1221109-0	Panel, H	Panel, R				2060
x	34	2	2	–	–	948690-3	Clips	Clip		2	(945790)	2070
	35	1	1	–	–	1207699-8	Lucka	Lid				2080
	36	1	1	–	–	1204806-2	Panel, V	Panel, L			SBUR	2090
		1	1	–	–	1204824-5	Panel, V	Panel, L			SBMR	2100
		1	1	–	–	1204807-0	Panel, H	Panel, R			SBUR	2110
		1	1	–	–	1204825-2	Panel, H	Panel, R			SBMR	2120
	37	1	–	–	–	697712-8	Panel, V	Panel, L				2130
		–	1	–	–	697820-9	Panel, V	Panel, L				2140
		1	–	–	–	697713-6	Panel, H	Panel, R		8		2150
		–	1	–	–	697821-7	Panel, H	Panel, R				2160
	38	2	2	–	–	680097-3	Fäste	Anchorage				2170
	39	1	1	–	–	695610-6	Panel, V	Panel, L				2180
		1	1	–	–	695611-4	Panel, H	Panel, R		8		2190
	40	8	8	–	–	680097-3	Fäste	Anchorage				2200
	41	1	1	–	–	692818-8	Stoppning, V	Upholstery, L				2210
		1	1	–	–	692819-6	Stoppning, H	Upholstery, R				2220
x	42	1	–	–	–	1264913-3	Hatthylla	Hat shelf		5	(1210876) (1224394)	2230
											EXCL USA, CAN	2231
x		1	–	–	–	1264885-3	Hatthylla	Hat shelf		5	(1221046) USA, CAN	2240
x		–	1	–	–	1264913-3	Hatthylla	Hat shelf		5	(1210578) (1224387)	2250
											EXCL USA, CAN	2251
x		–	1	–	–	1264885-3	Hatthylla	Hat shelf		5	(1210579) (1224392)	2260
											USA, CAN	2261
	43	2	2	–	–	1221346-8	Fäste	Anchorage				2270
	44	1	1	–	–	1213462-3	Isoleringsmatta, V	Insulating matting, L				2280
		1	1	–	–	1213463-1	Isoleringsmatta, H	Insulating matting, R				2290
		1	1	–	–	1213476-3	Isoleringsmatta, mitt	Insulating matting,				2300
								centre				2310
	45	1	1	–	–	1210580-5	Kåpa, säkerhetsbälte, V	Casing, safety belt, L			USA, CAN	2320
		1	1	–	–	1210581-3	Kåpa, säkerhetsbälte, H	Casing, safety belt, R			USA, CAN	2330
	46	2	2	–	–	1221347-6	Clips	Clip			USA, CAN	2340
x	47	5200	5200	–	–	1254784-0	Kantskyddslist	Edge moulding		2	(678238) 2X2600	2350
x	48	5200	5200	–	–	1254784-0	Kantskyddslist	Edge moulding		2	(678238) 2X2600	2360
	49	1	1	–	–	691865-0	Innertak	Head lining			UTL	2370
		1	1	–	–	692702-4	Innertak	Head lining			MTL	2380
		ERF	ERF	–	–	99755-1	.Trikåplast	.Plastic–coated fabric		8	9)	2390
	50	1	1	–	–	692067-2	Stoppning	Upholstery			UTL	2400
	51	6	6	–	–	666629-1	Plugg	Plug			UTL	2410
	52	1	1	–	–	692081-3	Stoppning	Upholstery		8		2420
	53	5	5	–	–	678274-2	Clips	Clip				2430
	54	5	5	–	–	677517-5	Taksprygel	Roof bow			UTL	2440
		1	1	–	–	677517-5	Taksprygel	Roof bow			MTL	2450
		1	1	–	–	681569-0	Taksprygel	Roof bow			MTL	2460

9. Enhet kvadratmeter. Metervarans bredd = 130 cm. Unit: Square metres. Width of material = 130 cm. Unités, en mètres carrés. Au mètre de largeur 130 cm. Einheit, Quadratmeter. Breite der Meterware = 130 cm. Unidad, en metros cuadrados. Por metro, ancho 130 cm.

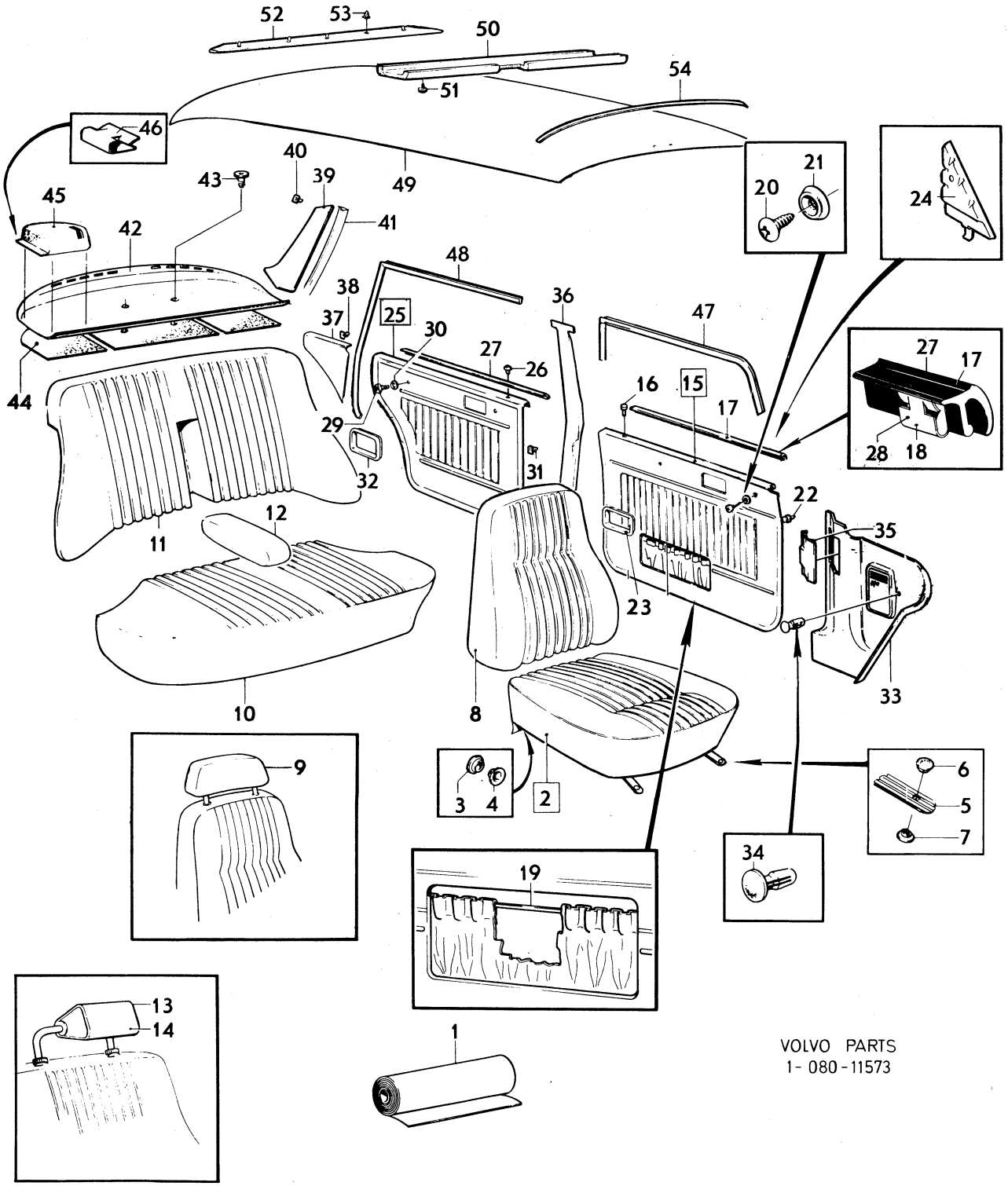

VOLVO PARTS
1-080-11573

Sida Page	Grupp Group	Innerklädsel, 144 klädselkombination	Upholstery, 144 upholstery combination	Illustration
226	8	540–543	540–543	12243 1980–04

	Pos. Fig.	Antal/Quantity 540	541	542	543	Artikel nr Part No	Benämning	Description	Sats Kit	B P S R	Anmärkning Notes	
												3050
	1	ERF	–	–	–	699206-9	Tyg, blått	Material, blue			8)METERVARA	1010
		ERF	–	–	–	699225-9	Vävplast, blå	Plastic–coated fabric, blue			9) METERVARA	1020 1030
		–	–	–	–		Produktskylten stämplad 540–837	Designation plate stamped 540–837				1040 1050
–												1060
		–	ERF	–	–	699207-7	Tyg, rött	Material, red			8) METERVARA	1070
x		–	ERF	–	–	699065-9	Vävplast, röd	Plastic–coated fabric, red			9) (699229) METERVARA	1080 1090
		–	–	–	–		Produktskylten stämplad 541–838	Designation plate stamped 541–838				1100 1110
–												120
		–	–	ERF	–	699208-5	Tyg, brunt	Material, brown		8	8) METERVARA	1130
x		–	–	ERF	–	699419-8	Vävplast, svart	Plastic–coated fabric, black		6	9) (99949) METERVARA	1140 1150
		–	–	–	–		Produktskylten stämplad 542–839	Designation plate stamped 542–839				1160 1170
–												180
		–	–	–	ERF	699209-3	Tyg, brunt	Material, brown			8) METERVARA	1190
		–	–	–	ERF	699287-9	Vävplast, brun	Plastic–coated fabric, brown			9) (699215) METERVARA	1200 1210
		–	–	–	–		Produktskylten stämplad 543–840	Designation plate stamped 543–840				1220 1230
–												1240
	2	2	–	–	–	696236-9	Klädsel	Cover			STD	1250
		2	–	–	–	649813-3	Klädsel	Cover			S–1716, S–1718 – S–1720	1260
		–	2	–	–	696276-5	Klädsel	Cover		8	STD	1270
		–	2	–	–	649811-7	Klädsel	Cover			S–1716, S–1718, S–1720.	1280
		–	–	2	–	696404-3	Klädsel	Cover				1290
		–	–	–	2	696405-0	Klädsel	Cover				1300
	3	12	12	12	12	94944-6	.Knapp	.Button				1310
	4	12	12	12	12	94945-3	.Hållare	.Retainer				1320
	5	2	–	–	–	696237-7	Klädsel	Cover			STD	1330
		2	–	–	–	649814-1	Klädsel	Cover			S–1716, S–1718 – S–1720	1340
		–	2	–	–	696277-3	Klädsel	Cover			STD	1350
		–	2	–	–	649812-5	Klädsel	Cover			S–1716, S1718, S–1720	1360
		–	–	2	–	696409-2	Klädsel	Cover				1370
		–	–	–	2	696410-0	Klädsel	Cover				1380
	5a	2	–	–	–	696250-0	Klädsel	Cover				390
		–	2	–	–	696288-0	Klädsel	Cover				1400
		–	–	2	–	697808-4	Klädsel	Cover			(696430)	1410
		–	–	–	2	697774-8	Klädsel	Cover			(696431)	1420
	6	1	–	–	–	696240-1	Klädsel	Cover			STD	1430
		1	–	–	–	649819-0	Klädsel	Cover		8	S–1716, S–1718–S–1720	1440
		–	1	–	–	696280-7	Klädsel	Cover			STD	450
		–	1	–	–	649817-4	Klädsel	Cover		8	S–1716, S–1718,S–1720	1460
		–	–	1	–	696416-7	Klädsel	Cover				1470
		–	–	–	1	696417-5	Klädsel	Cover				1480
	7	1	–	–	–	696241-9	Klädsel	Cover			STD	1490
		1	–	–	–	649820-8	Klädsel	Cover		8	S–1716, S–1718–S–1720	1500
		–	1	–	–	696281-5	Klädsel	Cover			STD	1510
		–	1	–	–	649818-2	Klädsel	Cover		8	S–1716, S–1718, S–1720	1520
		–	–	1	–	696423-3	Klädsel	Cover				1530
		–	–	–	1	696424-1	Klädsel	Cover				1540
	8	1	–	–	–	696252-6	Klädsel	Cover				1550

8. Enhet längdmeter. Metervarans bredd = 150 cm. Unit. Linear metre. Width of material = 150 cm. Unité, en mètres. Au mètre, de largeur 150 cm. Einheit, laufendes Meter. Breite der Meterware = 150 cm. Unidad, en metros. Por metro, ancho 150 cm.
9. Enhet kvadratmeter. Metervarans bredd = 130 cm. Unit: Square metres. Width of material = 130 cm. Unités, en mètres carrés. Au mètre de largeur 130 cm. Einheit, Quadratmeter. Breite der Meterware = 130 cm. Unidad, en metros cuadrados. Por metro, ancho 130 cm.

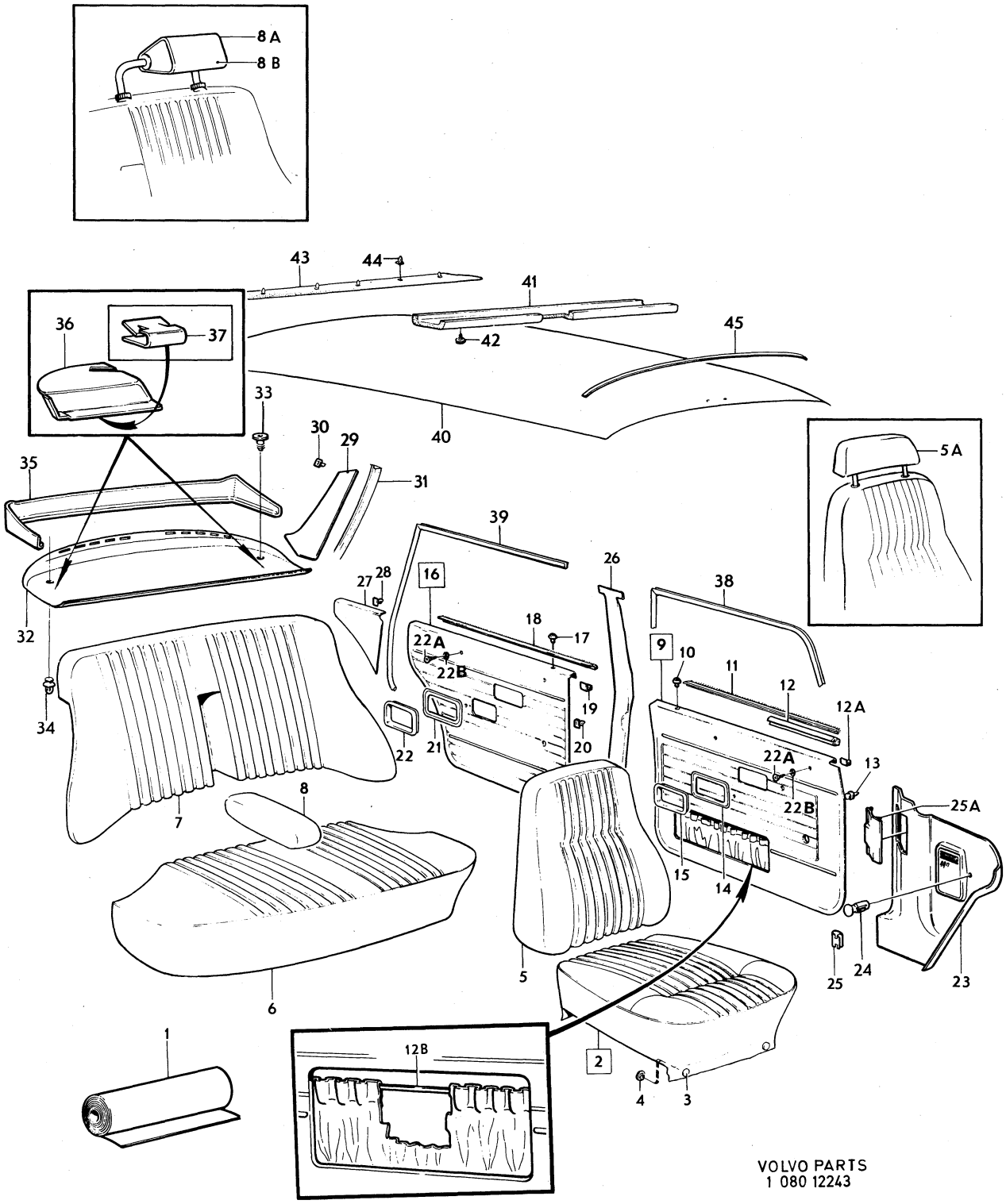

VOLVO PARTS
1 080 12243

Sida Page	Grupp Group	Innerklädsel, 144 klädselkombination 540–543	Upholstery, 144 upholstery combination 540–543	Illustration 12243 1980–04	3050
228	8				

Pos. Fig.	Antal/Quantity 540	541	542	543	Artikel nr Part No	Benämning	Description	Sats Kit	B P S R	Anmärkning Notes	
	–	1	–	–	696291-4	Klädsel	Cover		8		1560
	–	–	1	–	696436-5	Klädsel	Cover				1570
	–	–	–	1	696437-3	Klädsel	Cover				1580
8a	2	2	2	2	282098-3	Nackskydd med svart klädsel	Head restraint with black cover		8	4)	1590 1600
8b	2	–	–	–	696249-2	Klädsel	Cover		8	4)	1610
	–	2	–	–	696289-8	Klädsel	Cover		8	4)	1620
	–	–	2	–	696432-4	Klädsel	Cover		8	4)	1630
	–	–	–	2	696433-2	Klädsel	Cover		8	4)	1640
9	1	–	–	–	696259-1	Dörrpanel, V	Door panel, L			STD	2010
	1	–	–	–	649829-9	Dörrpanel, V	Door panel, L		8	S–1716,S–1718–S–1720	[illegible]
x	–	1	–	–	695818-5	Dörrpanel, V	Door panel, L			(696365)STD	[illegible]
	–	1	–	–	649825-7	Dörrpanel, V	Door panel, L		8	S–1716, S–1718, S–1720	2040
	–	–	1	–	696450-6	Dörrpanel, V	Door panel, L				2050
	–	–	–	1	696451-4	Dörrpanel, V	Door panel, L				2060
	1	–	–	–	696260-9	Dörrpanel, H	Door panel, R			STD	2070
	1	–	–	–	649830-7	Dörrpanel, H	Door panel, R			S–1716, S–1718 – S–1720	[illegible]
	–	1	–	–	696366-4	Dörrpanel, H	Door panel, R			STD	[illegible]
	–	1	–	–	649826-5	Dörrpanel, H	Door panel, R		8	S–1716, S–1718, S–1720	2100
	–	–	1	–	696452-2	Dörrpanel, H	Door panel, R				2110
	–	–	–	1	696453-0	Dörrpanel, H	Door panel, R		8		2120
10	2	2	2	2	677003-6	.Bussning	.Bushing				2130
11	2	2	2	2	678198-3	.List	.Moulding				2140
12	1	1	1	1	686781-6	.List, V	.Moulding, 6				2150
	1	1	1	1	686782-4	.List, H	.Moulding, R				2160
12a	20	20	20	20	678201-5	.Clips	.Clip				2170
12b	600	600	600	600	1224099-0	.Resårband	.Rubber strap			(13391) METERVARA 2 X 300	2180 2181
13	40	40	40	40	680097-3	Fäste	Hat shelf			USA, CAN	2190
	–	–	–	–						CH –OMKR 360000	2195
14	2	2	2	2	678096-9	Ram	Hat shelf			USA, CAN	2200
	–	–	–	–						CH OMKR 360000–	2205
15	2	2	2	2	677950-8	Sarg	Frame				2210
16	1	–	–	–	696261-7	Dörrpanel, V	Door panel, L			STD	2220
	1	–	–	–	649831-5	Dörrpanel, V	Door panel, L		8	S–1716, S–1718–S–1720	2230
	–	1	–	–	696367-2	Dörrpanel, V	Door panel, L			STD	2240
	–	1	–	–	649827-3	Dörrpanel, V	Door panel, L		8	S–1716, S–1718, S–1720	2250
	–	–	1	–	696454-8	Dörrpanel, V	Door panel, L				[illegible]
	–	–	–	1	696455-5	Dörrpanel, V	Door panel, L				[illegible]
	1	–	–	–	696262-5	Dörrpanel, H	Door panel, R			STD	2280
	1	–	–	–	649832-3	Dörrpanel, H	Door panel, R			S–1716, S–1718 – S–1720	2290
	–	1	–	–	696368-0	Dörrpanel, H	Door panel, R			STD	2300
	–	1	–	–	649828-1	Dörrpanel, H	Door panel, R		8	S–1716, S–1718, S–1720	2310
	–	–	1	–	696456-3	Dörrpanel, H	Door panel, R				[illegible]
	–	–	–	1	696457-1	Dörrpanel, H	Door panel, R				[illegible]
17	2	2	2	2	677003-6	.Bussning	.Bushing				2340
18	2	2	2	2	678199-1	.List	.Moulding				2350
19	16	16	16	16	678201-5	.Clips	.Clip				2360
20	32	32	32	32	680097-3	Fäste	Anchorage				2370
21	2	2	2	2	678096-9	Ram	Frame				2380
22	2	2	2	2	677950-8	Sarg	Frame				2390
22a	8	8	8	8	955154-0	Skruv	Screw				2400
22b	8	8	8	8	959057-1	Bricka	Washer				2410
23	1	1	1	1	1210666-2	Panel, V	Panel, L		5	ERS AV 1 ST 1224756–5, 1 ST 1224832–4, 1 ST 1224833–2, 1 ST 1264867–1	2420 2421 2422 2423
	1	1	1	1	1221109-0	Panel, H	Panel, R				2430

4. Ej standardutrustning. Säljes som tillbehör. Optional extra. N'est pas equipement standard. Est vendur comme accessoire. Nicht serienmässig. Verkauf als Zubehör. No forma parti del equipo standard. Se vende como accesorio.

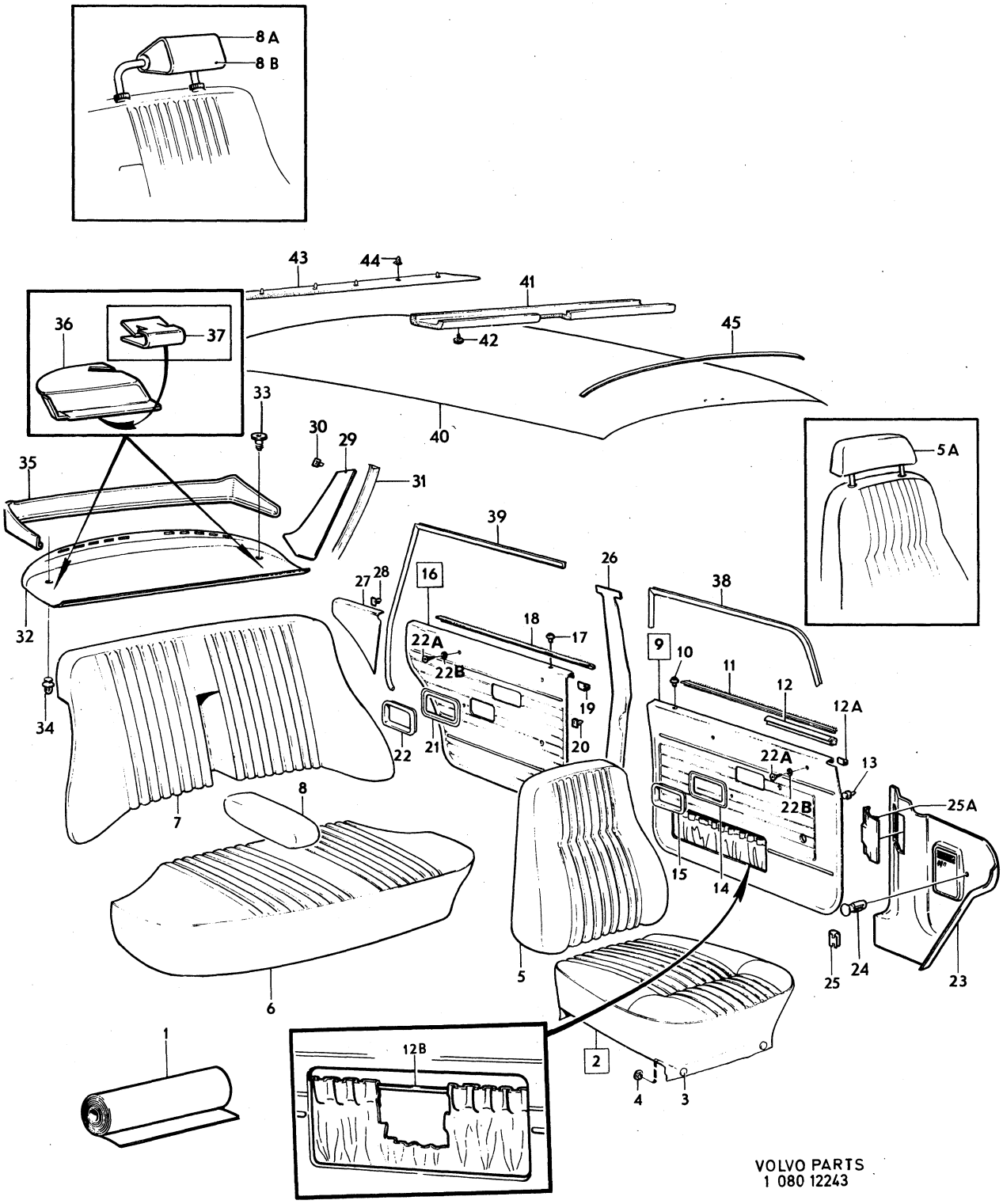

VOLVO PARTS
1 080 12243

Sida Page	Grupp Group	Innerklädsel, 144 klädselkombination	Upholstery, 144 upholstery combination	Illustration 12243	3050
230	8	540–543	540–543	1980–04	

	Pos. Fig.	Antal/Quantity 540	541	542	543	Artikel nr Part No	Benämning	Description	Sats Kit	BPSR	Anmärkning Notes	
x	24	2	2	2	2	948690-3	Clips	Clip		2	(945790)	2440
	25	8	8	8	8	944385-4	Clips	Clip				2450
	25a	1	1	1	1	1221217-1	Lucka	Lid				2460
	26	1	1	1	1	1204806-2	Panel, V	Panel, L			(681615) SBUR	2470
		1	1	1	1	1204824-5	Panel, V	Panel, L			(680323) SBMR	2480
		1	1	1	1	1204807-0	Panel, H	Panel, R			(681616) SBUR	2490
		1	1	1	1	1204825-2	Panel, H	Panel, R			(680324) SBMR	2500
	27	1	–	–	–	696263-3	Panel, V	Panel, L				2510
		–	1	–	–	696390-4	Panel, V	Panel, L				2520
		–	–	1	–	697820-9	Panel, V	Panel, L			(696458)	2530
		–	–	–	1	696459-7	Panel, V	Panel, L				40
		1	–	–	–	696264-1	Panel, H	Panel, R				2550
		–	1	–	–	696391-2	Panel, H	Panel, R				2560
		–	–	1	–	697821-7	Panel, H	Panel, R			(696460)	2570
		–	–	–	1	696461-3	Panel, H	Panel, R				2580
	28	2	2	2	2	680097-3	Fäste	Anchorage				2590
	29	1	1	1	1	695610-6	Panel, V	Panel, L				0
		1	1	1	1	695611-4	Panel, H	Panel, R		8		3020
	30	8	8	8	8	680097-3	Fäste	Anchorage				3030
	31	1	1	1	1	692818-8	Stoppning, V	Upholstery, L				3040
		1	1	1	1	692819-6	Stoppning, H	Upholstery, R				3050
	32	1	–	–	–	1210874-2	Hatthylla	Hat shelf			EXCL USA, CAN	3060
x		1	–	–	–	1264885-3	Hatthylla	Hat shelf		5	(1221326) (1224392)	3070
											USA, CAN,	3075
											CH –OMKR 360000	3076
x		1	–	–	–	1224393-7	Hatthylla	Hat shelf		5	(1221048) USA, CAN	3080
											CH OMKR 360000–	3085
x		–	1	–	–	1264913-3	Hatthylla	Hat shelf		5	(1210875)	3090
											EXCL USA, CAN	3091
x		–	1	–	–	1264885-3	Hatthylla	Hat shelf		5	(1221325) (1224392)	3100
											USA, CAN,	3105
											CH –OMKR 360000	3106
x		–	1	–	–	1264885-3	Hatthylla	Hat shelf		5	(1221047) (1224392)	3110
											USA, CAN,	3115
											CH OMKR 360000–	3116
x		–	–	1	–	1264913-3	Hatthylla	Hat shelf		5	(1210876) (1224394)	3120
											EXCL USA, CAN,	3130
											CH –OMKR 36000	31
x		–	–	1	–	1264913-3	Hatthylla	Hat shelf		5	(1210598) (1224387)	3140
											EXCL USA, CAN,	3150
											CH OMKR 360000–	3151
x		–	–	1	–	1264885-3	Hatthylla	Hat shelf		5	(1221327) (1224392)	3160
											USA, CAN,	3165
											CH –OMKR 360000	36
x		–	–	1	–	1264885-3	Hatthylla	Hat shelf		5	(1210599) (1224392)	3170
											USA, CAN,	3175
											CH OMKR 360000–	3176
x		–	–	–	1	1264913-3	Hatthylla	Hat shelf		5	(1210876) (1224394)	3180
											EXCL USA, CAN	3181
x		–	–	–	1	1264885-3	Hatthylla	Hat shelf		5	(1221327) (1224392)	3190
											USA, CAN,	3195
											CH –OMKR 360000	3196
x		–	–	–	1	1264885-3	Hatthylla	Hat shelf		5	(1221046) USA, CAN,	3200
											CH OMKR 360000–	3205
	33	2	2	2	2	1221346-8	Fäste	Anchorage			SEN UTF	3210
	34	3	3	3	3	683258-8	Fäste	Anchorage			TID UTF	3220
	35	1	1	1	1	682968-3	Panel	Panel			USA, CAN	3230
											CH –OMKR 360000	3235
	36	1	1	1	1	1210580-5	Kåpa, säkerhetsbälte, V	Casing, safety belt, L			USA, CAN	3240
											CH OMKR 360000–	3245
		1	1	1	1	1210581-3	Kåpa, säkerhetsbälte, H	Casing, safety belt, R			USA, CAN	3250
											CH OMKR 360000–	3255

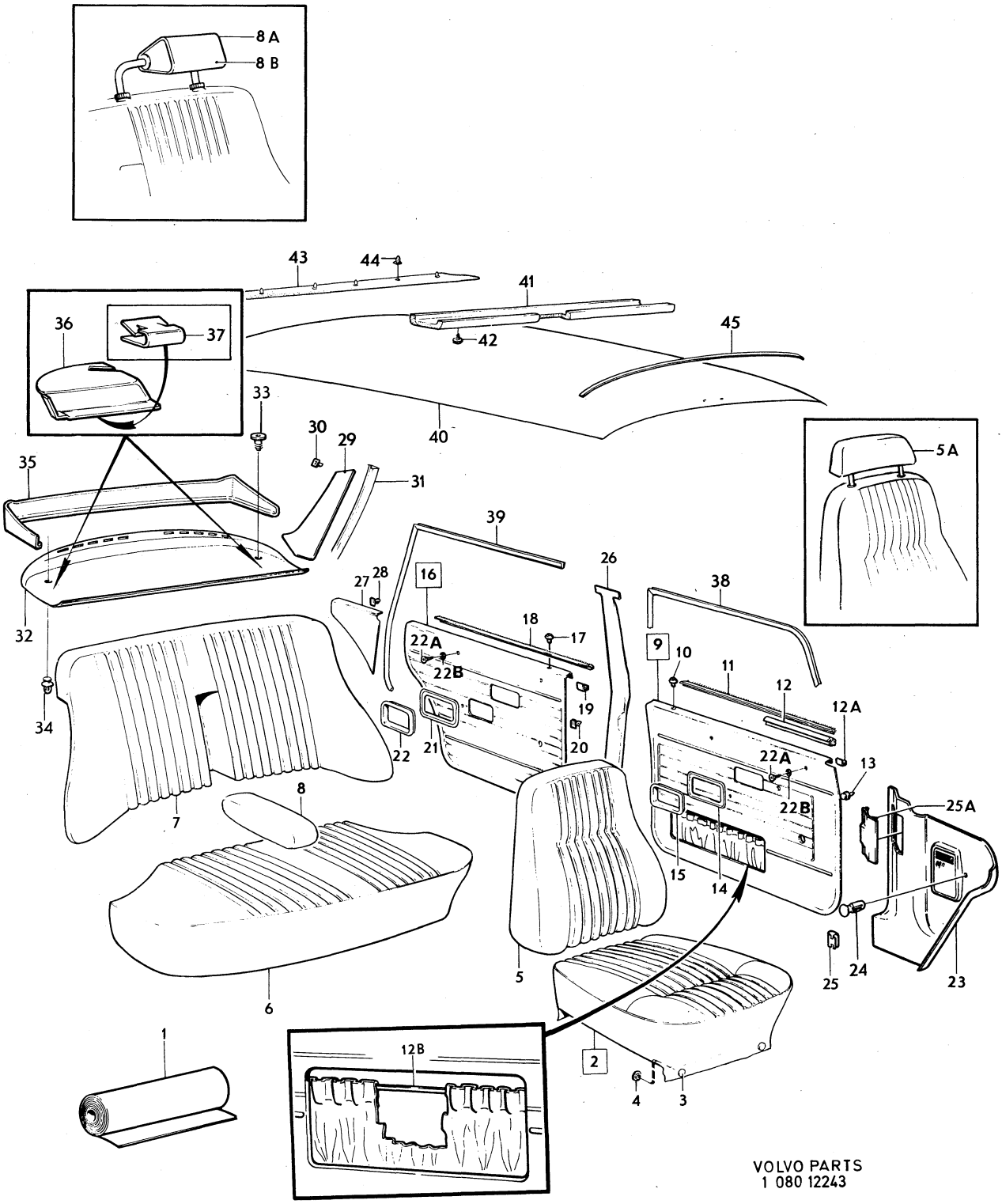

VOLVO PARTS
1 080 12243

Sida Page	Grupp Group	Innerklädsel, 144 klädselkombination	Upholstery, 144 upholstery combination	Illustration	3050
232	8	540–543	540–543	12243 1980–04	

	Pos. Fig.	Antal/Quantity 540	541	542	543	Artikel nr Part No	Benämning	Description	Sats Kit	B P S R	Anmärkning Notes	
	37	2	2	2	2	1221347-6	Clips	Clip			USA, CAN	3260
											CH OMKR 360000–	3265
x	38	5200	5200	5200	5200	1254784-0	Kantskyddslist	Edge moulding		2	(678238) 2X2600	3270
x	39	5200	5200	5200	5200	1254784-0	Kantskyddslist	Edge moulding		2	(678238) 2X2600	3280
	40	1	1	1	1	691865-0	Innertak	Head lining			UTL	3290
		1	1	1	1	692702-4	Innertak	Head lining			MTL	3300
		ERF	ERF	ERF	ERF	99755-1	.Trikåplast	.Plastic–coated fabric		8	9)	3310
	41	1	1	1	1	692067-2	Stoppning	Upholstery			UTL	3320
	42	6	6	6	6	666629-1	Plugg	Plug			UTL	3330
	43	1	1	1	1	692081-3	Stoppning	Upholstery		8		[illegible]40
	44	5	5	5	5	678274-2	Clips	Clip				[illegible]0
	45	5	5	5	5	677517-5	Taksprygel	Roof bow			UTL	3360
		1	1	1	1	677517-5	Taksprygel	Roof bow			MTL	3370
		1	1	1	1	681569-0	Taksprygel	Roof bow			MTL	3380
		2	2	2	2	955126-8	Skruv	Screw			MTL	3390

9. Enhet kvadratmeter. Metervarans bredd = 130 cm. Unit: Square metres. Width of material = 130 cm. Unités, en mètres carrés. Au mètre de largeur 130 cm. Einheit, Quadratmeter. Breite der Meterware = 130 cm. Unidad, en metros cuadrados. Por metro, ancho 130 cm.

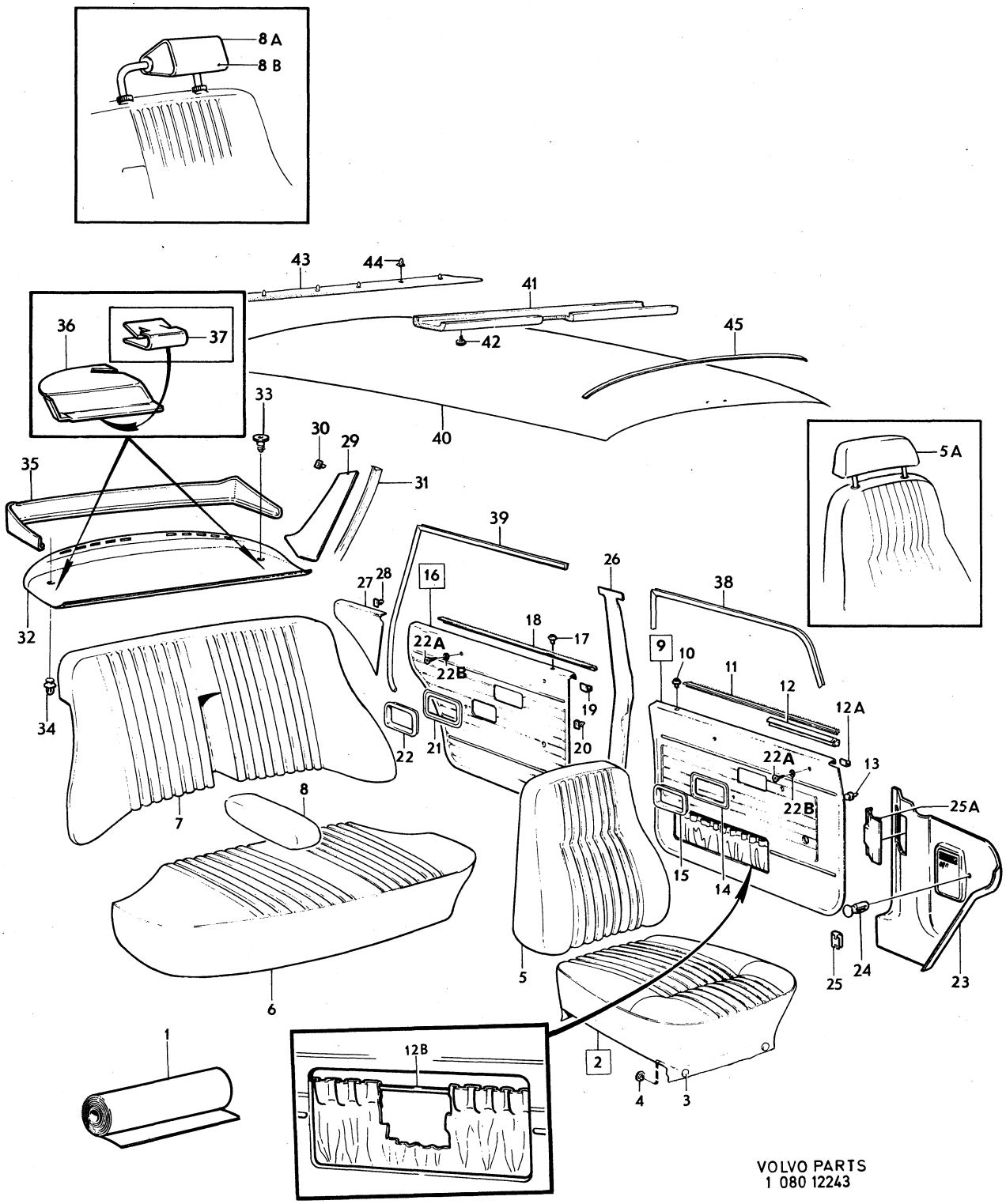

VOLVO PARTS
1 080 12243

Sida Page	Grupp Group	Innerklädsel, 144 klädselkombination	Upholstery, 144 upholstery combination	Illustration 3100 12243 1980–04
234	8	544–547	544–547	

Pos. Fig.	Antal/Quantity 544	545	546	547	Artikel nr Part No	Benämning	Description	Sats Kit	B P S R	Anmärkning Notes	
1	ERF	–	–	–	699253-1	Tyg, grönt	Material, green			8) METERVARA	1010
	ERF	–	–	–	699255-6	Vävplast, grön	Plastic–coated fabric, green		8	9) METERVARA	1020 1030
	–	–	–	–		Produktskylten stämplad 544–841	Designation plate stamped 544–841				1040 1050 1060
	–	ERF	–	–	699224-2	Trikåplast, blå	Plastic–coated fabric, elastic, blue			8) METERVARA	1070 1080
	–	ERF	–	–	699225-9	Vävplast, blå	Plastic–coated fabric, blue			9) METERVARA	1090 1100
	–	–	–	–		Produktskylten stämplad 545–842	Designation plate stamped 545–842				10 1120 1130
x	–	–	ERF	–	699065-9	Trikåplast, röd	Plastic–coated fabric, elastic, red			8) (699228) METERVARA	1140 1150
x	–	–	ERF	–	699065-9	Vävplast, röd	Plastic–coated fabric, red			9) (699229) METERVARA	1160 10
	–	–	–	–		Produktskylten stämplad 546–843	Designation plate stamped 546–843				1180 1190 1200
x	–	–	–	ERF	699419-8	Trikåplast, svart	Plastic–coated fabric, black		6	10) (99976) METERVARA	1210 1220
x	–	–	–	ERF	699419-8	Vävplast, svart	Plastic–coated fabric, black		6	9) (99949) METERVARA	1230 1240
	–	–	–	–		Produktskylten stämplad 547–844	Designation plate stamped 547–844				1250 1260 1270
2	2	–	–	–	696634-5	Klädsel	Cover				1280
	–	2	–	–	696238-5	Klädsel	Cover		8		1290
	–	–	2	–	696278-1	Klädsel	Cover				1300
	–	–	–	2	696406-8	Klädsel	Cover				1310
3	12	12	12	12	94944-6	.Knapp	.Button				1320
4	12	12	12	12	94945-3	.Hållare	.Retainer				1330
5	2	–	–	–	696635-2	Klädsel	Cover		8		1340
	–	2	–	–	696239-3	Klädsel	Cover				1350
	–	–	2	–	696279-9	Klädsel	Cover		8		1360
	–	–	–	2	696411-8	Klädsel	Cover				1370
5a	2	–	–	–	696638-6	Klädsel	Cover		8		10
	–	2	–	–	696250-0	Klädsel	Cover				1390
	–	–	2	–	696288-0	Klädsel	Cover				1400
	–	–	–	2	697808-4	Klädsel	Cover			(696430)	1410
6	1	–	–	–	696636-0	Klädsel	Cover				1420
	–	1	–	–	696242-7	Klädsel	Cover		8		1430
	–	–	1	–	696282-3	Klädsel	Cover		8		10
	–	–	–	1	696418-3	Klädsel	Cover				1450
7	1	–	–	–	696637-8	Klädsel	Cover		8		1460
	–	1	–	–	696243-5	Klädsel	Cover		8		1470
	–	–	1	–	696283-1	Klädsel	Cover		8		1480
	–	–	–	1	696425-8	Klädsel	Cover				1490
8	1	–	–	–	696775-6	Klädsel	Cover				1500
	–	1	–	–	696253-4	Klädsel	Cover		8		1510
	–	–	1	–	696292-2	Klädsel	Cover		8		1520

8. Enhet längdmeter. Metervarans bredd = 150 cm. Unit. Linear metre. Width of material = 150 cm. Unité, en mètres. Au mètre, de largeur 150 cm. Einheit, laufendes Meter. Breite der Meterware = 150 cm. Unidad, en metros. Por metro, ancho 150 cm.
9. Enhet kvadratmeter. Metervarans bredd = 130 cm. Unit: Square metres. Width of material = 130 cm. Unités, en mètres carrés. Au mètre de largeur 130 cm. Einheit, Quadratmeter. Breite der Meterware = 130 cm. Unidad, en metros cuadrados. Por metro, ancho 130 cm.
10. Enhet kvadratmeter. Metervarans bredd 140 cm. Unit: Square metres. Width of material = 140 cm. Unité, en mètres carrés. Au mètre, de largeur 140 cm. Einheit, Quadratmeter. Breite der Meterware = 140 cm. Unidad, en metros cuadrados. Por metro, ancho 140 cm.

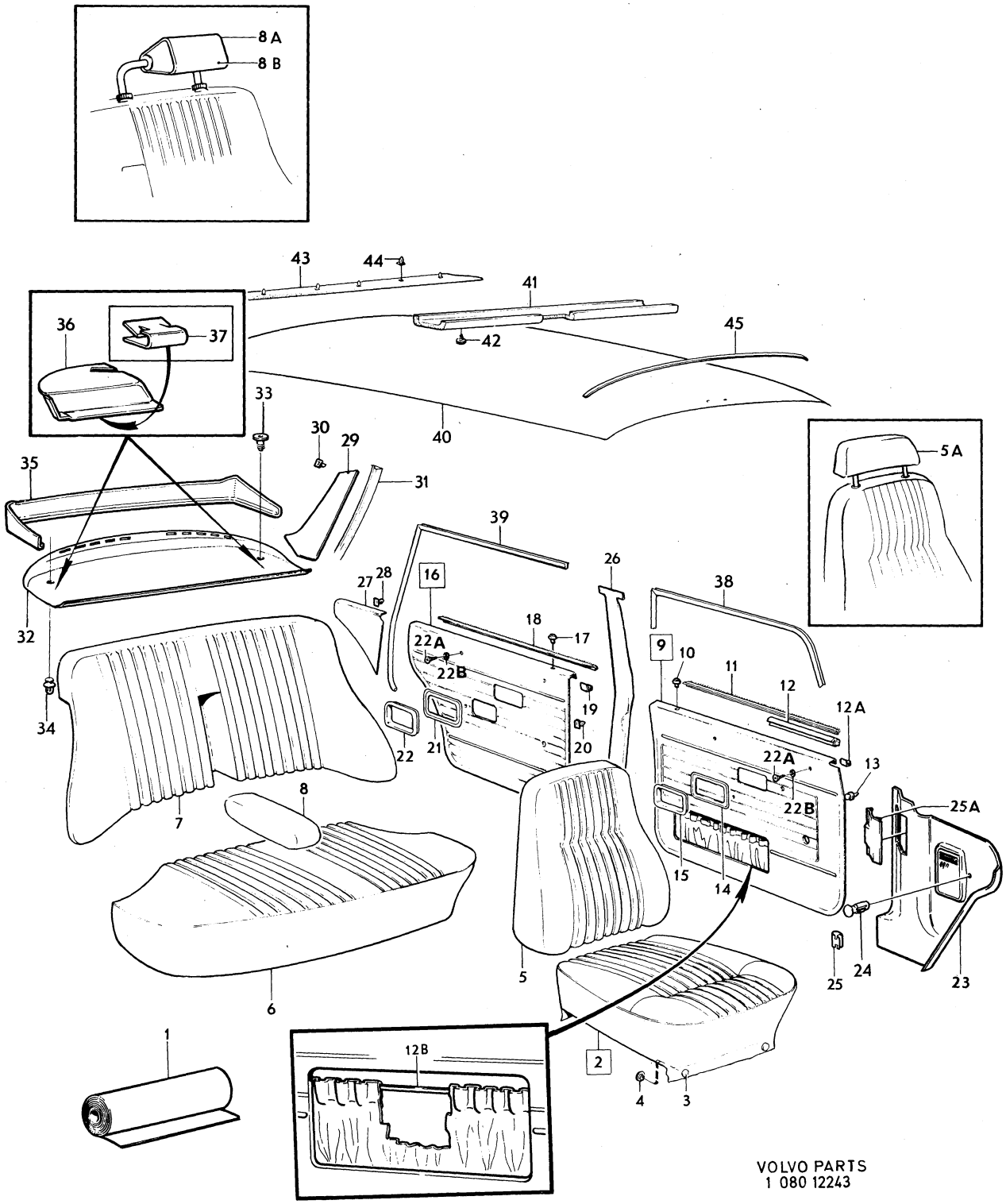

VOLVO PARTS
1 080 12243

Sida Page	Grupp Group	Innerklädsel, 144 klädselkombination 544–547	Upholstery, 144 upholstery combination 544–547	Illustration 12243 1980–04	3100
236	8				

	Pos. Fig.	Antal/Quantity 544	545	546	547	Artikel nr Part No	Benämning	Description	Sats Kit	B P S R	Anmärkning Notes	
		–	–	–	1	696438-1	Klädsel	Cover				1530
	8a	2	2	2	2	282098-3	Nackskydd med svart klädsel	Head restraint with black cover		8	4)	1540 1550
	8b	2	–	–	–	696639-4	Klädsel	Cover		8	4)	1560
		–	2	–	–	696251-8	Klädsel	Cover		8	4)	1570
		–	–	2	–	696290-6	Klädsel	Cover		8	4)	1580
		–	–	–	2	696434-0	Klädsel	Cover		8	4)	1590
	9	1	–	–	–	696781-4	Dörrpanel, V	Door panel, L				2010
		–	1	–	–	696259-1	Dörrpanel, V	Door panel, L				2020
x		–	–	1	–	695818-5	Dörrpanel, V	Doorpanel, L			(696365)	2030
		–	–	–	1	696450-6	Dörrpanel, V	Door panel, L				[illegible]
		1	–	–	–	696782-2	Dörrpanel, H	Door panel, R				[illegible]
		–	1	–	–	696260-9	Dörrpanel, H	Door panel, R				2060
		–	–	1	–	696366-4	Dörrpanel, H	Door panel, R				2070
		–	–	–	1	696452-2	Dörrpanel, H	Door panel, R				2080
	10	2	2	2	2	677003-6	.Bussning	.Bushing				2090
	11	2	2	2	2	678198-3	.List	.Moulding				2100
	12	1	1	1	1	686781-6	.List, V	.Moulding, L				[illegible]
		1	1	1	1	686782-4	.List, H	.Moulding, R				2120
	12a	20	20	20	20	678201-5	.Clips	.Clip				2130
	12b	600	600	600	600	1224099-0	.Resårband	.Rubber strap			2 X 300	2131
	13	40	40	40	40	680097-3	Fäste	Anchorage				2140
	14	2	2	2	2	678096-9	Ram	Frame				2150
	15	2	2	2	2	677950-8	Sarg	Frame				2160
	16	1	–	–	–	696783-0	Dörrpanel, V	Door panel, L				2170
		–	1	–	–	696261-7	Dörrpanel, V	Door panel, L				2180
		–	–	1	–	696367-2	Dörrpanel, V	Door panel, L				2190
		–	–	–	1	696454-8	Dörrpanel, V	Door panel, L				2200
		1	–	–	–	696784-8	Dörrpanel, H	Door panel, R				2210
		–	1	–	–	696262-5	Dörrpanel, H	Door panel, R				2220
		–	–	1	–	696368-0	Dörrpanel, H	Door panel, R				2230
		–	–	–	1	696456-3	Dörrpanel, H	Door panel, R				2240
	17	2	2	2	2	677003-6	.Bussning	.Bushing				2250
	18	2	2	2	2	678199-1	.List	.Moulding				2260
	19	16	16	16	16	678201-5	.Clips	.Clip				2270
	20	32	32	32	32	680097-3	Fäste	Anchorage				2280
	21	2	2	2	2	678096-9	Ram	Frame				2290
	22	2	2	2	2	677950-8	Sarg	Frame				2300
	22a	8	8	8	8	955154-0	Skruv	Screw				[illegible]
	22b	8	8	8	8	959057-1	Bricka	Washer				2320
	23	1	1	1	1	1210666-2	Panel, V	Panel, L		5	ERS AV 1 ST 1224756–5, 1 ST 1224832–4, 1 ST 1224833–2, 1 ST 1264867–1	2330 2331 2332 2333
		1	1	1	1	1221109-0	Panel, H	Panel, R				[illegible]
x	24	2	2	2	2	948690-3	Clips	Clip		2	(945790)	2350
	25	8	8	8	8	944385-4	Clips	Clip				2380
	25a	1	1	1	1	1221217-1	Lucka	Lid				2390
	26	1	1	1	1	1204806-2	Panel, V	Panel, L			(681615) SBUR	2400
		1	1	1	1	1204824-5	Panel, V	Panel, L			(680323) SBMR	2410
		1	1	1	1	1204807-0	Panel, H	Panel, R			(681616) SBUR	2420
		1	1	1	1	1204825-2	Panel, H	Panel, R			(680324) SBMR	2430
	27	1	–	–	–	696785-5	Panel, V	Panel, L				2440
		–	1	–	–	696263-3	Panel, V	Panel, L				2450
		–	–	1	–	696390-4	Panel, V	Panel, L				2460
		–	–	–	1	697820-9	Panel, V	Panel, L			(696458)	2470
		1	–	–	–	696786-3	Panel, H	Panel, R		8		2480
		–	1	–	–	696264-1	Panel, H	Panel, R				2490

4. Ej standardutrustning. Säljes som tillbehör. Optional extra. N'est pas equipement standard. Est vendur comme accessoire. Nicht serienmässig. Verkauf als Zubehör. No forma parti del equipo standard. Se vende como accesorio.

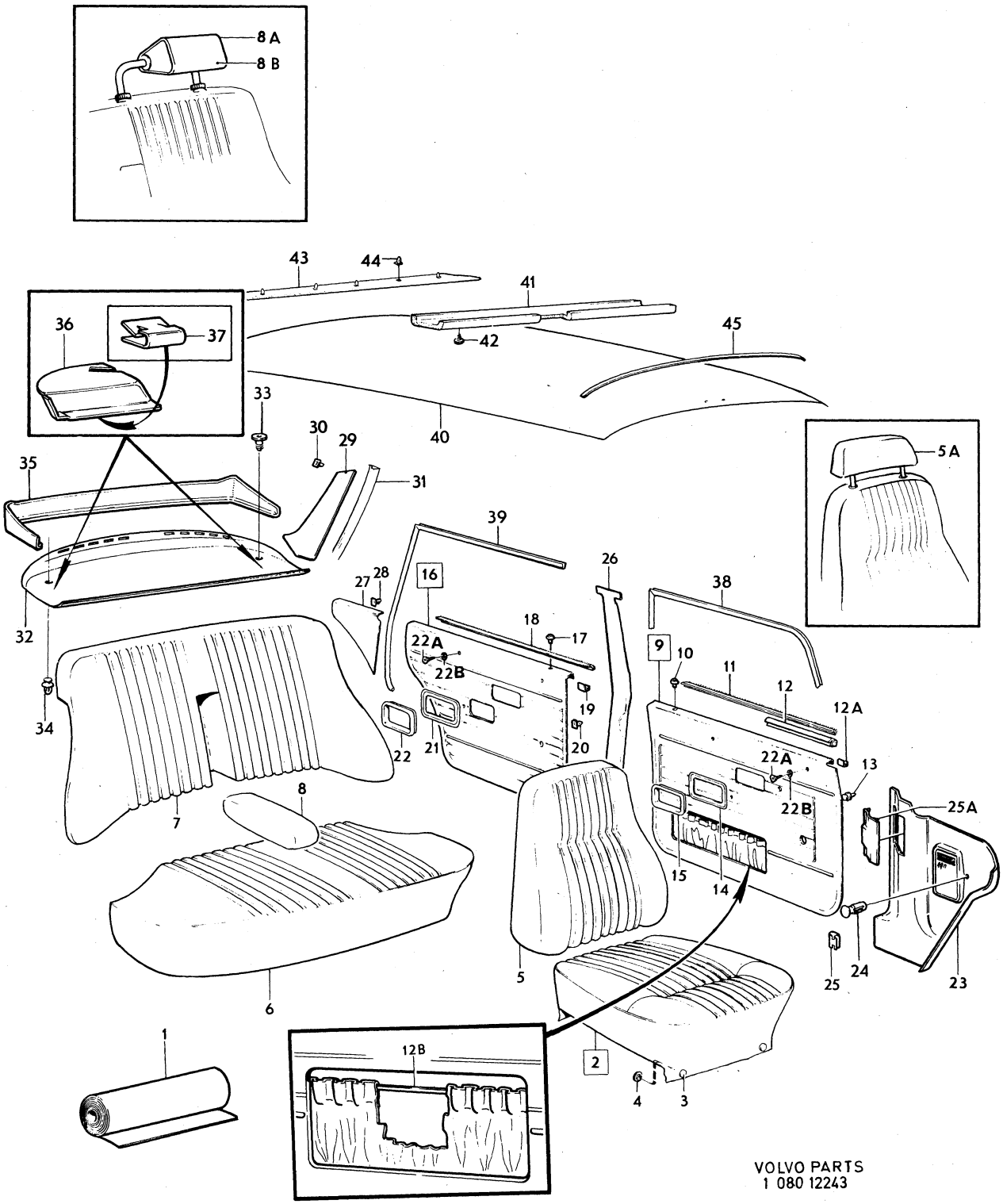

VOLVO PARTS
1 080 12243

Sida Page	Grupp Group	Innerklädsel, 144 klädselkombination	Upholstery, 144 upholstery combination	Illustration	3100
238	8	544–547	544–547	12243 1980–04	

	Pos. Fig.	Antal/Quantity 544	545	546	547	Artikel nr Part No	Benämning	Description	Sats Kit	B P S R	Anmärkning Notes	
		–	–	1	–	696391-2	Panel, H	Panel, R				2500
		–	–	–	1	697821-7	Panel, H	Panel, R			(696460)	2510
	28	2	2	2	2	680097-3	Fäste	Anchorage				2520
	29	1	1	1	1	695610-6	Panel, V	Panel, L				3010
		1	1	1	1	695611-4	Panel, H	Panel, R		8		3020
	30	8	8	8	8	680097-3	Fäste	Anchorage				3030
	31	1	1	1	1	692818-8	Stoppning, V	Upholstery, L				3040
		1	1	1	1	692819-6	Stoppning, H	Upholstery, R				3050
x	32	1	–	–	–	1264913-3	Hatthylla	Hat shelf		5	(1210876) (1224394)	3060
											EXCL USA, CAN,	3070
											CH –OMKR 360000	3071
x		1	–	–	–	1264913-3	Hatthylla	Hat shelf		5	(1210598) (1224387)	[illegible]
											EXCL USA, CAN,	3090
											CH OMKR 360000–	3091
x		1	–	–	–	1264885-3	Hatthylla	Hat shelf		5	(1221327) (1224392)	3100
											USA –OMKR 360000	3101
x		1	–	–	–	1264885-3	Hatthylla	Hat shelf		5	(1210599) (1224392)	3110
											USA OMKR 360000–	[illegible]
x		1	–	–	–	1264885-3	Hatthylla	Hat shelf		5	(1221328) (1224392)	3120
											CAN CH –OMK 360000–	3121
x		1	–	–	–	1264885-3	Hatthylla	Hat shelf		5	(1221045) (1224392)	3130
											CAN CH OMKR360000–	3131
		–	1	–	–	1210874-2	Hatthylla	Hat shelf			EXCL USA, CAN	3140
x		–	1	–	–	1264885-3	Hatthylla	Hat shelf		5	(1221326) (1224392)	3150
											USA, CAN	3155
											CH–OMKR 360000	3156
x		–	1	–	–	1224393-7	Hatthylla	Hat shelf		5	(1221048) USA, CAN	3160
											CH OMKR 360000–	3165
x		–	–	1	–	1264913-3	Hatthylla	Hat shelf		5	(1210875)	3170
											EXCL USA, CAN	3171
x		–	–	1	–	1264885-3	Hatthylla	Hat shelf		5	(1221325) (1224392)	3180
											USA, CAN	3185
											CH–OMKR 360000	3186
x		–	–	1	–	1264885-3	Hatthylla	Hat shelf		5	(1221047) (1224392)	3190
		–	–	–	–						USA, CAN,	3195
		–	–	–	–						CH OMKR 360000–	3196
x		–	–	–	1	1264913-3	Hatthylla	Hat shelf		5	(1210876) (1224394)	3200
											EXCL USA, CAN,	3210
											CH –OMKR 360000	[illegible]
x		–	–	–	1	1264913-3	Hatthylla	Hat shelf		5	(1210598)	3220
											EXCL USA, CAN,	3230
											CH OMKR 360000–	3231
x		–	–	–	1	1264885-3	Hatthylla	Hat shelf		5	(1221327) (1224392)	3240
											USA, CAN,	3245
											CH –OMKR 360000	[illegible]
x		–	–	–	1	1264885-3	Hatthylla	Hat shelf		5	(1210599) (1224392)	3250
											USA, CAN,	3255
											CH OMKR 360000–	3256
	33	2	2	2	2	1221346-8	Fäste	Anchorage			SEN UTF	3260
	34	3	3	3	3	683258-8	Fäste	Anchorage			TID UTF	3270
	35	1	1	1	1	682968-3	Panel	Panel			USA, CAN	3280
		–	–	–	–						CH –OMKR 360000	3285
	36	1	1	1	1	1210580-5	Kåpa, säkerhetsbälte, V	Casing, safety belt, L			USA, CAN	3290
		–	–	–	–						CH OMKR 360000–	3295
		1	1	1	1	1210581-3	Kåpa, säkerhetsbälte, H	Casing, safety belt, R			USA, CAN	3300
		–	–	–	–						CH OMKR 360000–	3305
	37	2	2	2	2	1221347-6	Clips	Clip			USA, CAN	3310
		–	–	–	–						CH OMKR 360000–	3315
x	38	5200	5200	5200	5200	1254784-0	Kantskyddslist	Edge moulding		2	(678238) 2X2600	3320
x	39	5200	5200	5200	5200	1254784-0	Kantskyddslist	Edge moulding		2	(678238) 2X2600	3330
	40	1	1	1	1	691865-0	Innertak	Head lining			UTL	3340

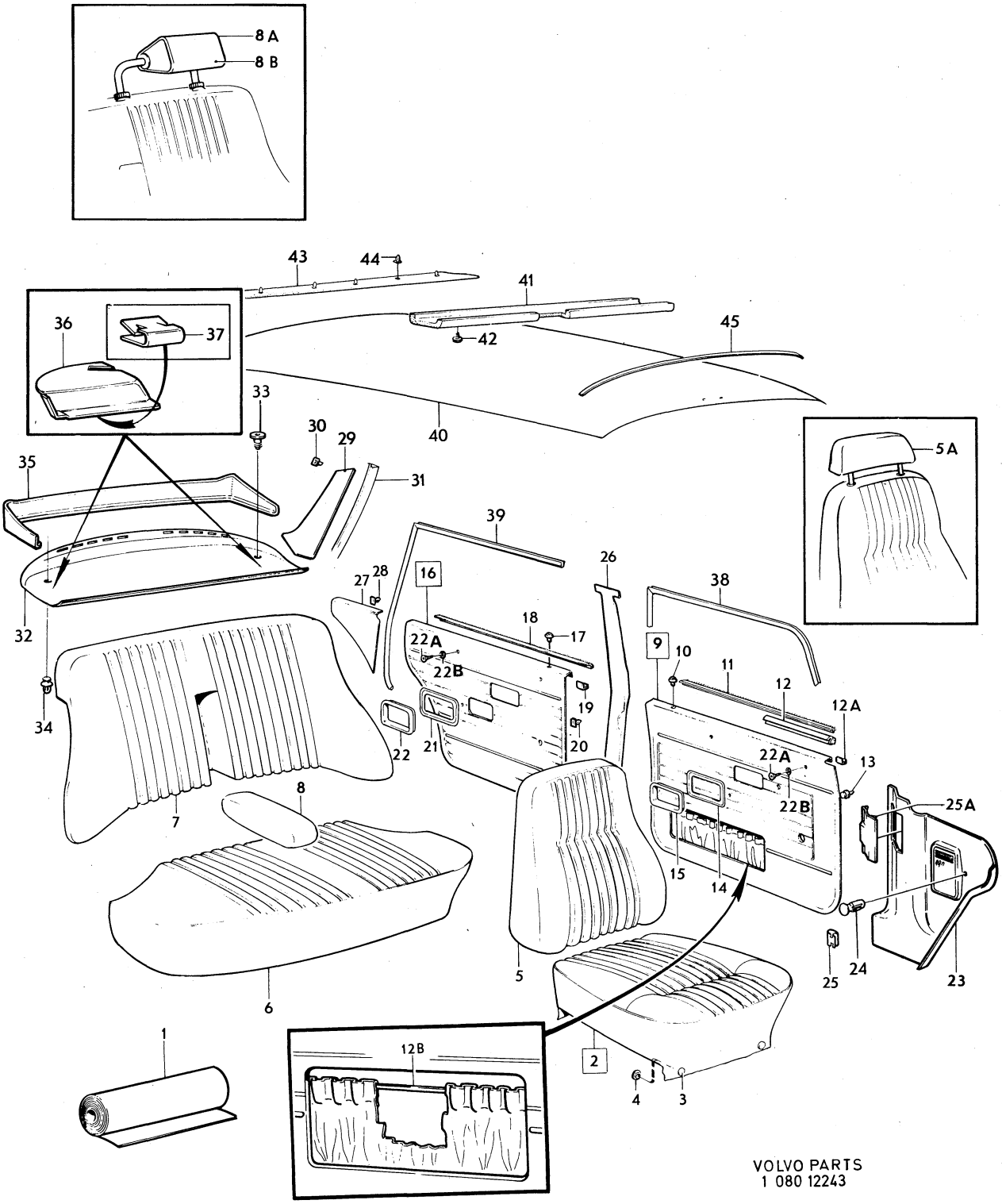

VOLVO PARTS
1 080 12243

Sida Page	Grupp Group	Innerklädsel, 144	Upholstery, 144	Illustration	3100
		klädselkombination	upholstery combination	12243	
240	8	544–547	544–547	1980–04	

Pos. Fig.	Antal/Quantity 544	545	546	547	Artikel nr Part No	Benämning	Description	Sats Kit	B P S R	Anmärkning Notes	
	1	1	1	1	692702-4	Innertak	Head lining			MTL	3350
	ERF	ERF	ERF	ERF	99755-1	.Trikåplast	.Plastic–coated fabric		8	9)	3360
41	1	1	1	1	692067-2	Stoppning	Upholstery			UTL	3370
42	6	6	6	6	666629-1	Plugg	Plug			UTL	3380
43	1	1	1	1	692081-3	Stoppning	Upholstery		8		3390
44	5	5	5	5	678274-2	Clips	Clip				3400
45	5	5	5	5	677517-5	Taksprygel	Roof bow			UTL	3410
	1	1	1	1	677517-5	Taksprygel	Roof bow			MTL	3420
	1	1	1	1	681569-0	Taksprygel	Roof bow			MTL	3430

9. Enhet kvadratmeter. Metervarans bredd = 130 cm. Unit: Square metres. Width of material = 130 cm. Unités, en mètres carrés. Au mètre de largeur 130 cm. Einheit, Quadratmeter. Breite der Meterware = 130 cm. Unidad, en metros cuadrados. Por metro, ancho 130 cm.

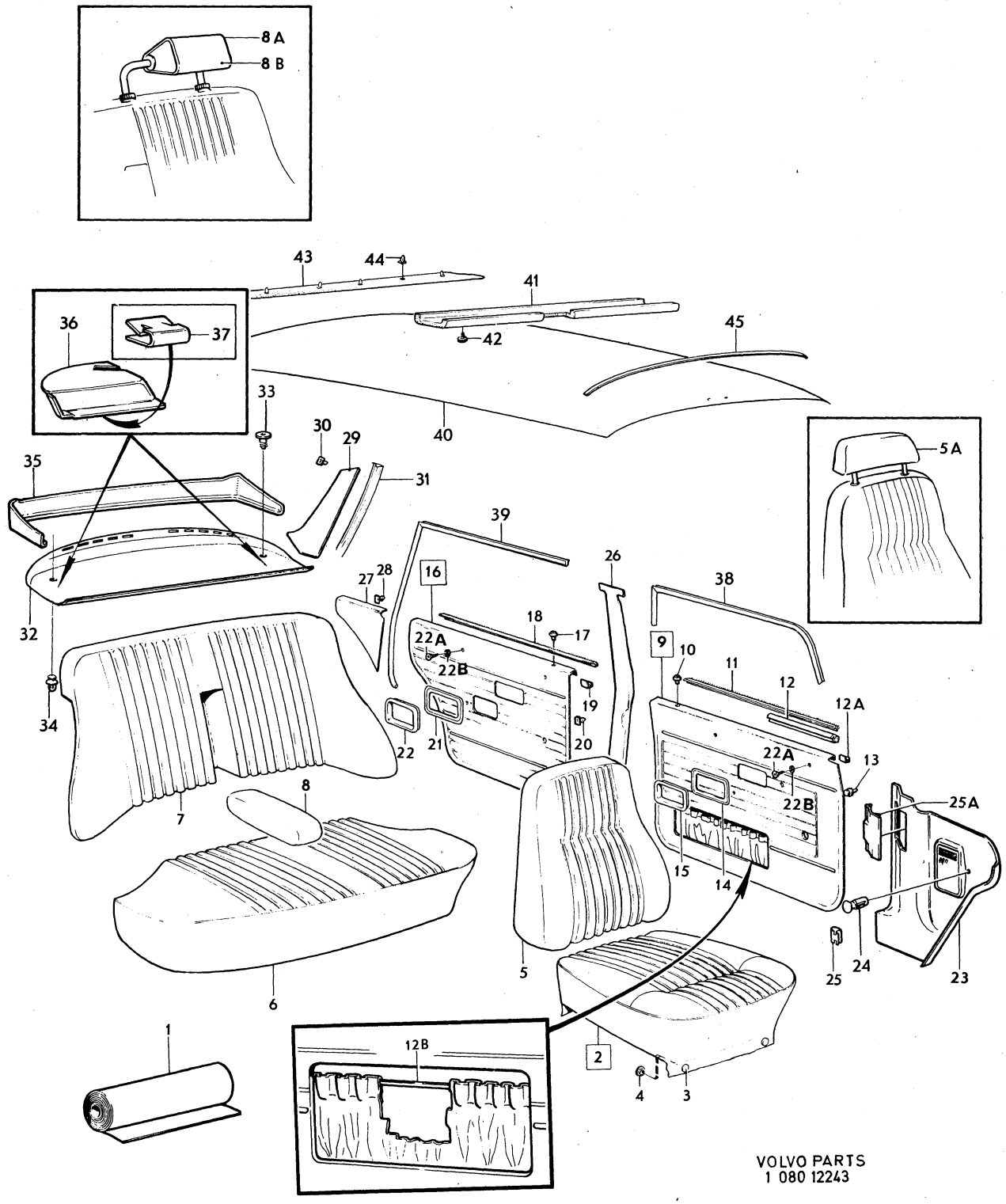

VOLVO PARTS
1 080 12243

Sida Page	Grupp Group	Innerklädsel, 144 klädselkombination	Upholstery, 144 upholstery combination	Illustration 12243	3150
242	8	548–550	548–550	1980–04	

Pos. Fig.	Antal/Quantity 548	549	550		Artikel nr Part No	Benämning	Description	Sats Kit	B P S R	Anmärkning Notes	
1	ERF	–	–	–	699287-9	Trikåplast, brun	Plastic–coated fabric, elastic, brown			8) (699214) METERVARA	0020 0040
	ERF	–	–	–	699287-9	Vävplast, brun	Plastic–coated fabric, brown			9) (699215) METERVARA	0060 0080
	–	–	–	–		Produktskylten stämplad 548–845	Designation plate stamped 548–845				0100 0120
–											0140
x	–	ERF	–	–	699419-8	Trikåplast, svart	Plastic–coated fabric, elastic, black		6	10) (99976) METERVARA	0160 0180
x	–	ERF	–	–	699419-8	Vävplast, svart	Plastic–coated fabric, black		6	9) (99949) METERVARA	0200 0220
	–	–	–	–		Produktskylten stämplad 549–846	Designation plate stamped 549–846				0240 0260
–											0280
	–	–	ERF	–		Läder, svart	Leather, black		8		0300
x	–	–	ERF	–	699419-8	Vävplast, svart	Plastic–coated fabric, black		6	9) (99949) METERVARA	0320 0340
	–	–	–	–		Produktskylten stämplad 550–847	Designation plate stamped 550–847				0360 0380
–											0400
2	2	–	–	–	696407-6	Klädsel	Cover		8		0420
	–	2	–	–	696406-8	Klädsel	Cover		8		0440
	–	–	2	–	697880-3	Klädsel	Cover			(696320)	0460
3	12	12	12	–	94944-6	.Knapp	.Button				0480
4	12	12	12	–	94945-3	.Hållare	.Retainer				0500
5	2	–	–	–	696412-6	Klädsel	Cover				0520
	–	2	–	–	696411-8	Klädsel	Cover				0540
x	–	–	2	–	1254986-1	Klädsel	Cover		2	(676321) (1213559)	0560
5a	2	–	–	–	697774-8	Klädsel	Cover			(696431)	0580
	–	2	2	–	696430-8	Klädsel	Cover		6		0600
6	1	–	–	–	696419-1	Klädsel	Cover				0620
	–	1	–	–	696418-3	Klädsel	Cover				0640
	–	–	1	–	697882-9	Klädsel	Cover		8	(696324)	0660
7	1	–	–	–	696426-6	Klädsel	Cover		8		0680
	–	1	–	–	696425-8	Klädsel	Cover				0700
	–	–	1	–	697883-7	Klädsel, V	Cover, L			(696325)	0720
	–	–	1	–	697884-5	Klädsel, H	Cover, R			(696327)	0740
8	1	–	–	–	696439-9	Klädsel	Cover		8		0760
	–	1	–	–	696438-1	Klädsel	Cover				0780
	–	–	1	–	697885-2	Klädsel	Cover			(696328)	0800
8a	2	2	2	–	282098-3	Nackskydd med svart klädsel	Head restraint with black cover			4)	0820 0840
8b	2	–	–	–	696435-7	Klädsel	Cover		8	4)	0860
	–	2	2	–	696434-0	Klädsel	Cover		8	4)	0880
9	1	–	–	–	696451-4	Dörrpanel, V	Door panel, L				0900
	–	1	1	–	696450-6	Dörrpanel, V	Door panel, L				0920
	1	–	–	–	696453-0	Dörrpanel, H	Door panel, R		8		0940
	–	1	1	–	696452-2	Dörrpanel, H	Door panel, R				0960
10	2	2	2	–	677003-6	.Bussning	.Bushing				0980

4. Ej standardutrustning. Säljes som tillbehör. Optional extra. N'est pas equipement standard. Est vendur comme accessoire. Nicht serienmässig. Verkauf als Zubehör. No forma parti del equipo standard. Se vende como accesorio.
8. Enhet längdmeter. Metervarans bredd = 150 cm. Unit. Linear metre. Width of material = 150 cm. Unité, en mètres. Au mètre, de largeur 150 cm. Einheit, laufendes Meter. Breite der Meterware = 150 cm. Unidad, en metros. Por metro, ancho 150 cm.
9. Enhet kvadratmeter. Metervarans bredd = 130 cm. Unit: Square metres. Width of material = 130 cm. Unités, en mètres carrés. Au mètre de largeur 130 cm. Einheit, Quadratmeter. Breite der Meterware = 130 cm. Unidad, en metros cuadrados. Por metro, ancho 130 cm.
10. Enhet kvadratmeter. Metervarans bredd 140 cm. Unit: Square metres. Width of material = 140 cm. Unité, en mètres carrés. Au mètre, de largeur 140 cm. Einheit, Quadratmeter. Breite der Meterware = 140 cm. Unidad, en metros cuadrados. Por metro, ancho 140 cm.

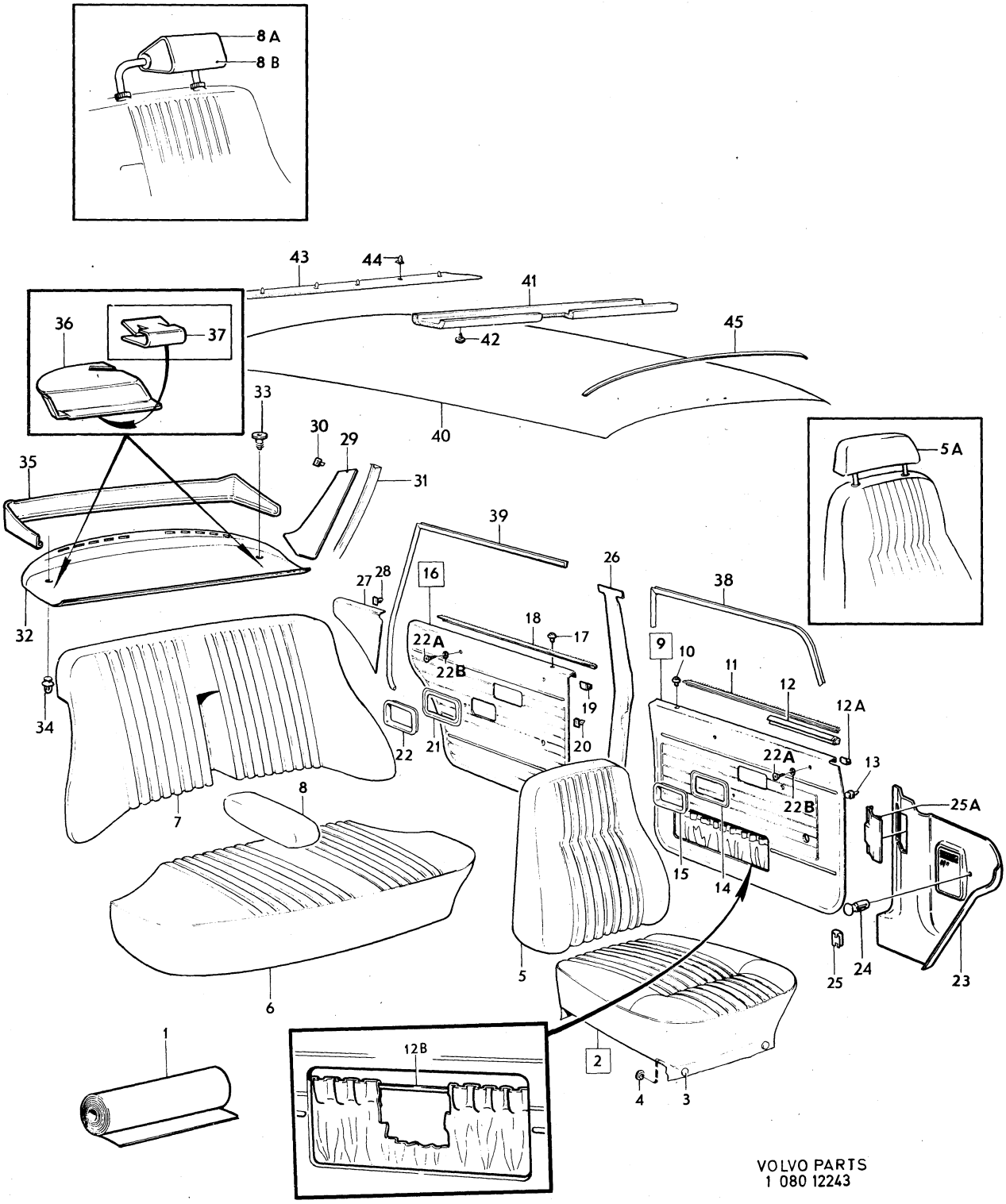
8 A
8 B
43
44
41
42
45
36
37
40
33
30
29
31
35
5 A
39
26
38
27
28
16
18
17
22 A
22 B
9
10
11
12
12 A
32
34
22
21
20
19
13
25 A
7
8
15
14
24
25
23
6
5
1
12 B
2
4
3
VOLVO PARTS
1 080 12243

Sida Page	Grupp Group	Innerklädsel, 144 klädselkombination	Upholstery, 144 upholstery combination	Illustration	3150
244	8	548–550	548–550	12243 1980–04	

	Pos. Fig.	Antal/Quantity 548	549	550		Artikel nr Part No	Benämning	Description	Sats Kit	B P S R	Anmärkning Notes	
	11	2	2	2	–	678198-3	.List	.Moulding				1000
	12	1	1	1	–	686781-6	.List, V	.Moulding, L				1020
		1	1	1	–	686782-4	.List, H	.Moulding, R				1040
	12a	20	20	20	–	678201-5	.Clips	.Clip				1060
	12b	600	600	600	–	1224099-0	.Resårband	.Rubber strap			(13391) METERVARA	1080
											2 X 300	1100
	13	40	40	40	–	680097-3	Fäste	Anchorage				1120
	14	2	2	2	–	678096-9	Ram	Frame				1140
	15	2	2	2	–	677950-8	Sarg	Frame				1160
	16	1	–	–	–	696455-5	Dörrpanel, V	Door panel, L				1180
		–	1	1	–	696454-8	Dörrpanel, V	Door panel, L				1200
		1	–	–	–	696457-1	Dörrpanel, H	Door panel, R				[illegible]
		–	1	1	–	696456-3	Dörrpanel, H	Door panel, R				1240
	17	2	2	2	–	677003-6	.Bussning	.Bushing				1260
	18	2	2	2	–	678199-1	.List	.Moulding				1280
	19	16	16	16	–	678201-5	.Clips	.Clip				1300
	20	32	32	32	–	680097-3	Fäste	Anchorage				1320
	21	2	2	2	–	678096-9	Ram	Frame				1[illegible]
	22	2	2	2	–	677950-8	Sarg	Frame				1360
	22a	8	8	8	–	955154-0	Skruv	Screw				1380
	22b	8	8	8	–	959057-1	Bricka	Washer				1400
	23	1	1	1	–	1210666-2	Panel, V	Panel, L		5	ERS AV 1 ST 1224756–5,	1420
											1 ST 1224832–4,	1421
											1 ST 1224833–2,	1422
											1 ST 1264867–1	1423
		1	1	1	–	1221109-0	Panel, H	Panel, R				1440
x	24	2	2	2	–	948690-3	Clips	Clip		2	(945790)	1460
	25	8	8	8	–	944385-4	Clips	Clip				1480
	25a	1	1	1	–	1221217-1	Lucka	Lid				1500
	26	1	1	1	–	1204806-2	Panel, V	Panel, L			(681615) SBUR	1520
		1	1	1	–	1204824-5	Panel, V	Panel, L			(680323) SBMR	1540
		1	1	1	–	1204807-0	Panel, H	Panel, R			(681616) SBUR	1560
		1	1	1	–	1204825-2	Panel, H	Panel, H			(680324) SBMR	1580
	27	1	–	–	–	696459-7	Panel, V	Panel, L				1600
		–	1	1	–	697820-9	Panel, V	Panel, L			(696458)	1620
		1	–	–	–	696461-3	Panel, H	Panel, R				1640
		–	1	1	–	697821-7	Panel, H	Panel, R			(696460)	1660
	28	2	2	2	–	680097-3	Fäste	Anchorage				1680
	29	1	1	1	–	695610-6	Panel, V	Panel, L				1[illegible]
		1	1	1	–	695611-4	Panel, H	Panel, R		8		1[illegible]
	30	8	8	8	–	680097-3	Fäste	Anchorage				1740
	31	1	1	1	–	692818-8	Stoppning, V	Upholstery, L				1760
		1	1	1	–	692819-6	Stoppning, H	Upholstery, R				1780
x	32	1	–	–	–	1264913-3	Hatthylla	Hat shelf		5	(1210876) (1224394)	1800
											EXCL USA, CAN	1[illegible]
x		1	–	–	–	1264885-3	Hatthylla	Hat shelf		5	(1221327) (1224392)	1[illegible]
											USA, CAN,	1840
											CH –OMKR 360000	1841
x		1	–	–	–	1264885-3	Hatthylla	Hat shelf		5	(1221046) USA, CAN,	1860
											CH OMKR 360000–	1880
x		–	1	–	–	1264913-3	Hatthylla	Hat shelf		5	(1210875)	1900
											EXCL USA, CAN	1901
x		–	1	–	–	1264885-3	Hatthylla	Hat shelf		5	(1221325) (1224392)	1920
											USA, CAN,	1940
											CH –OMKR 360000	1941
x		–	1	–	–	1264885-3	Hatthylla	Hat shelf		5	(1264885) (1224392)	1960
											USA, CAN,	1980
											CH OMKR 360000–	1981
x		–	–	1	–	1264913-3	Hatthylla	Hat shelf		5	(1210876) (1224394)	2000
											EXCL USA, CAN,	2020
											CH –OMKR 360000	2021

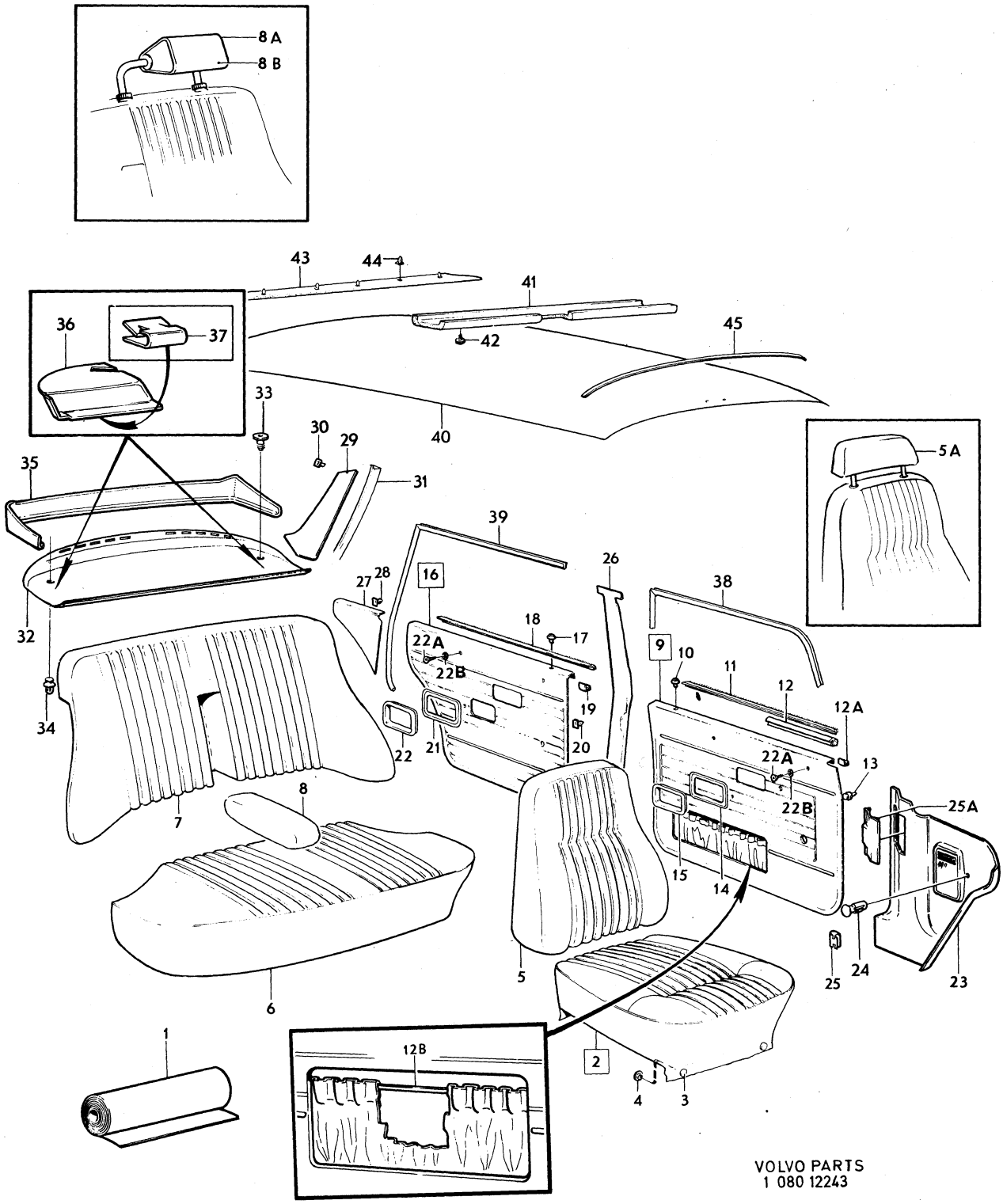

VOLVO PARTS
1 080 12243

Sida Page	Grupp Group	Innerklädsel, 144 klädselkombination	Upholstery, 144 upholstery combination	Illustration	3150
246	8	548–550	548–550	12243 1980–04	

	Pos. Fig.	Antal/Quantity 548	549	550		Artikel nr Part No	Benämning	Description	Sats Kit	B P S R	Anmärkning Notes	
x		–	–	1	–	1264913-3	Hatthylla	Hat shelf		5	(1210598) (1224387)	2040
											EXCL USA, CAN,	2060
											CH OMKR 360000–	2061
x		–	–	1	–	1264885-3	Hatthylla	Hat shelf		5	(1221327) (1224392)	2080
											USA, CAN CH –360000	2081
x		–	–	1	–	1264885-3	Hatthylla	Hat shelf		5	(1210599)	2100
											USA, CAN CH 360000–	2101
	33	2	2	2	–	1221346-8	Fäste	Anchorage			SEN UTF	2120
	34	3	3	3	–	683258-8	Fäste	Anchorage			TID UTF	2140
	35	1	1	1	–	682968-3	Panel	Panel			USA, CAN	2160
											CH –OMKR 360000	2180
	36	1	1	1	–	1210580-5	Kåpa, säkerhetsbälte, V	Casing, safety belt, L			CH OMKR 360000–	2[illegible]
		1	1	1	–	1210581-3	Kåpa, säkerhetsbälte, H	Casing, safety belt, R			CH OMKR 360000–	2220
	37	2	2	2	–	1221347-6	Clips	Clip			CH OMKR 360000–	2240
x	38	5200	5200	5200	–	1254784-0	Kantskyddslist	Edge moulding		2	(678238) 2X2600	2260
x	39	5200	5200	5200	–	1254784-0	Kantskyddslist	Edge moulding		2	(678238) 2X2600	2280
	40	1	1	1	–	691865-0	Innertak	Head lining			UTL	2300
		1	1	1	–	692702-4	Innertak	Head lining			MTL	2[illegible]
		ERF	ERF	ERF	–	99755-1	.Trikåplast	.Plastic–coated fabric		8	9)	2340
	41	1	1	1	–	692067-2	Stoppning	Upholstery			UTL	2360
	42	6	6	6	–	666629-1	Plugg	Plug			UTL	2380
	43	1	1	1	–	692081-3	Stoppning	Upholstery		8		2400
	44	5	5	5	–	678274-2	Clips	Clip				2420
	45	5	5	5	–	677517-5	Taksprygel	Roof bow			UTL	2440
		1	1	1	–	677517-5	Taksprygel	Roof bow			MTL	2460
		1	1	1	–	681569-0	Taksprygel	Roof bow			MTL	2480
		2	2	2	–	955126-8	Skruv	Screw			MTL	2500

9. Enhet kvadratmeter. Metervarans bredd = 130 cm. Unit: Square metres. Width of material = 130 cm. Unités, en mètres carrés. Au mètre de largeur 130 cm. Einheit, Quadratmeter. Breite der Meterware = 130 cm. Unidad, en metros cuadrados. Por metro, ancho 130 cm.

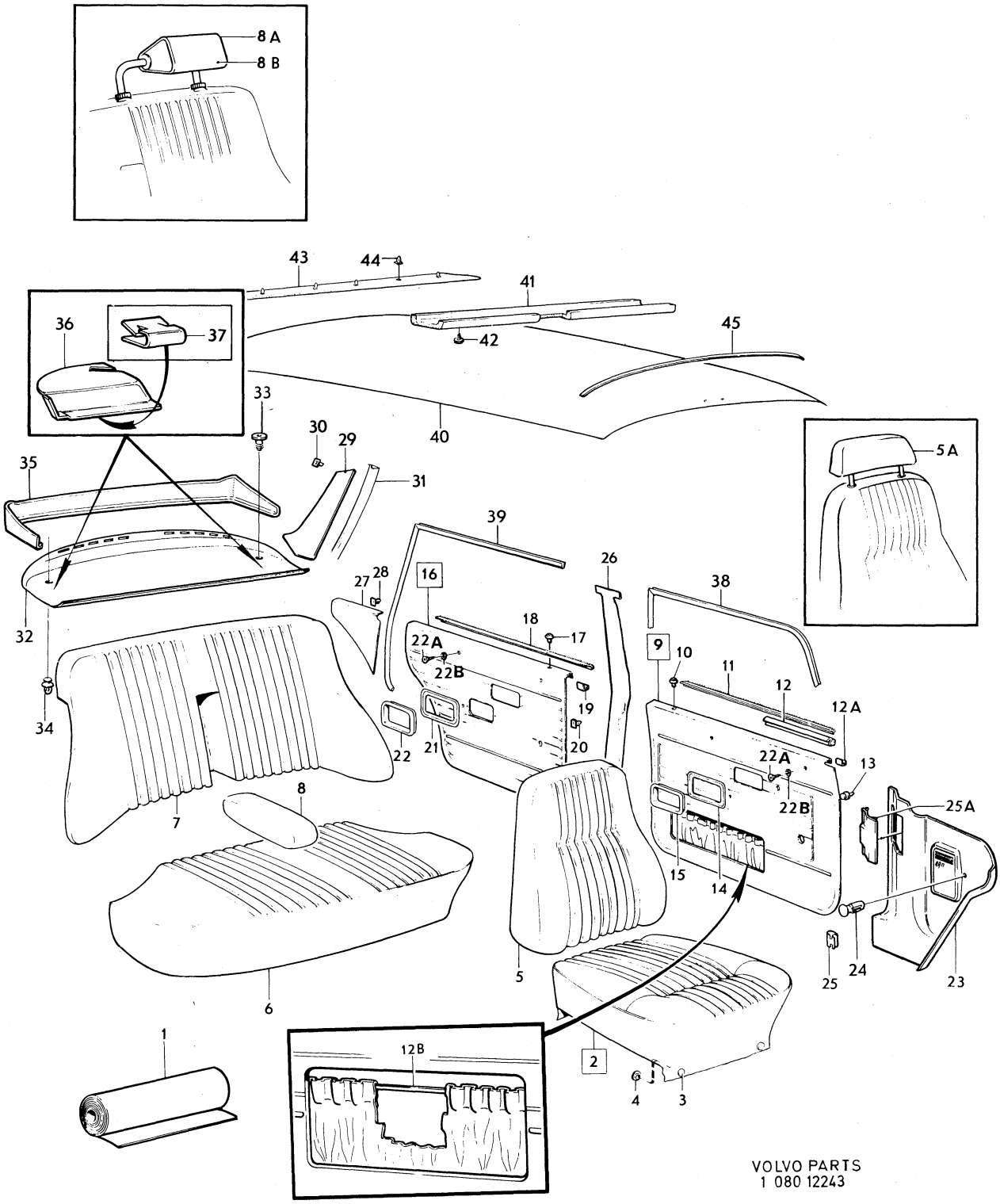

VOLVO PARTS
1 080 12243

Sida Page	Grupp Group	Innerklädsel, 144 klädselkombination 551, 552, 553	Upholstery, 144 upholstery combination 551, 552, 553	Illustration 12243 1980–04	3200
248	8				

	Pos. Fig.	Antal/Quantity 551	552	553		Artikel nr Part No	Benämning	Description	Sats Kit	B P S R	Anmärkning Notes	
	1	ERF	–	–	–		Läder, svart	Leather, black		8		1010
x		ERF	–	–	–	699419-8	Vävplast, svart	Plastic–coated fabric, black		6	9) (99949) METERVARA	1020 1030
		–	–	–	–		Produktskylten stämplad 551–848	Designation plate stamped 551–848				1040 1050
	–											1060
		–	ERF	–	–	699383-6	Tyg, svart	Material, black			8) (699252) METERVARA	1070 1071
x		–	ERF	–	–	699419-8	Trikåplast, svart	Plastic–coated fabric, elastic, black		6	10) (99976) METERVARA	1080 1090
		–	–	–	–		Produktskylten stämplad 552–849	Designation plate stamped 552–849				1100 1 1120
	–											
		–	–	ERF	–	699313-3	Tyg, brunt	Material, brown			8) METERVARA	1130
x		–	–	ERF	–	699419-8	Vävplast, svart	Plastic–coated fabric, black		6		1140 1150
		–	–	–	–		Produktskylten stämplad 553–892	Designation plate stamped 553–892				1160 1 1180
	–											
	2	2	–	–	–	697880-3	Klädsel	Cover			(696320)	1190
		–	2	–	–	696300-3	Klädsel	Cover				1200
		–	–	2	–	698131-0	Klädsel	Cover				1210
	3	12	12	12	–	94944-6	.Knapp	.Button				1220
	4	12	12	12	–	94945-3	.Hållare	.Retainer				1230
	5	2	–	–	–	697881-1	Klädsel	Cover		8	(696321)	1240
		–	2	–	–	696301-1	Klädsel	Cover				1250
		–	–	2	–	698132-8	Klädsel	Cover				1260
	5a	2	2	2	–	697808-4	Klädsel	Cover			(696430)	1270
	6	1	–	–	–	697882-9	Klädsel	Cover		8	(696324)	1280
		–	1	–	–	696302-9	Klädsel	Cover				1290
		–	–	1	–	698133-6	Klädsel	Cover				1300
	7	1	–	–	–	697883-7	Klädsel	Cover			(696325)	1310
		1	–	–	–	697884-5	Klädsel	Cover			(696327)	1320
		–	1	–	–	696303-7	Klädsel	Cover				1330
		–	–	1	–	698135-1	Klädsel	Cover				1340
	8	1	–	–	–	697885-2	Klädsel	Cover			(696328)	1350
		–	–	1	–	698138-5	Klädsel	Cover		8		1360
	8a	2	2	2	–	282098-3	Nackskydd med svart klädsel	Head restraint with black cover		8	4)	1370 1
	8b	2	2	–	–	696434-0	Klädsel	Cover		8	4)	1
		–	–	2	–	698137-7	Klädsel	Cover		8	4)	1400
	9	1	–	1	–	696450-6	Dörrpanel, V	Door panel, L				1410
		–	1	–	–	696450-6	Dörrpanel, V	Door panel, L			(696310)	1420
		1	–	1	–	696452-2	Dörrpanel, H	Door panel, R				1430
		–	1	–	–	696452-2	Dörrpanel, H	Door panel, R			(696311)	1
	10	2	2	2	–	677003-6	.Bussning	.Bushing				1
	11	2	2	2	–	678198-3	.List	.Moulding				1460
	12	1	1	1	–	686781-6	.List, V	.Moulding, L				1470
		1	1	1	–	686782-4	.List, H	.Moulding, R				1480

4. Ej standardutrustning. Säljes som tillbehör. Optional extra. N'est pas equipement standard. Est vendur comme accessoire. Nicht serienmässig. Verkauf als Zubehör. No forma parti del equipo standard. Se vende como accesorio.
8. Enhet längdmeter. Metervarans bredd = 150 cm. Unit. Linear metre. Width of material = 150 cm. Unité, en mètres. Au mètre, de largeur 150 cm. Einheit, laufendes Meter. Breite der Meterware = 150 cm. Unidad, en metros. Por metro, ancho 150 cm.
9. Enhet kvadratmeter. Metervarans bredd = 130 cm. Unit: Square metres. Width of material = 130 cm. Unités, en mètres carrés. Au mètre de largeur 130 cm. Einheit, Quadratmeter. Breite der Meterware = 130 cm. Unidad, en metros cuadrados. Por metro, ancho 130 cm.
10. Enhet kvadratmeter. Metervarans bredd 140 cm. Unit: Square metres. Width of material = 140 cm. Unité, en mètres carrés. Au mètre, de largeur 140 cm. Einheit, Quadratmeter. Breite der Meterware = 140 cm. Unidad, en metros cuadrados. Por metro, ancho 140 cm.

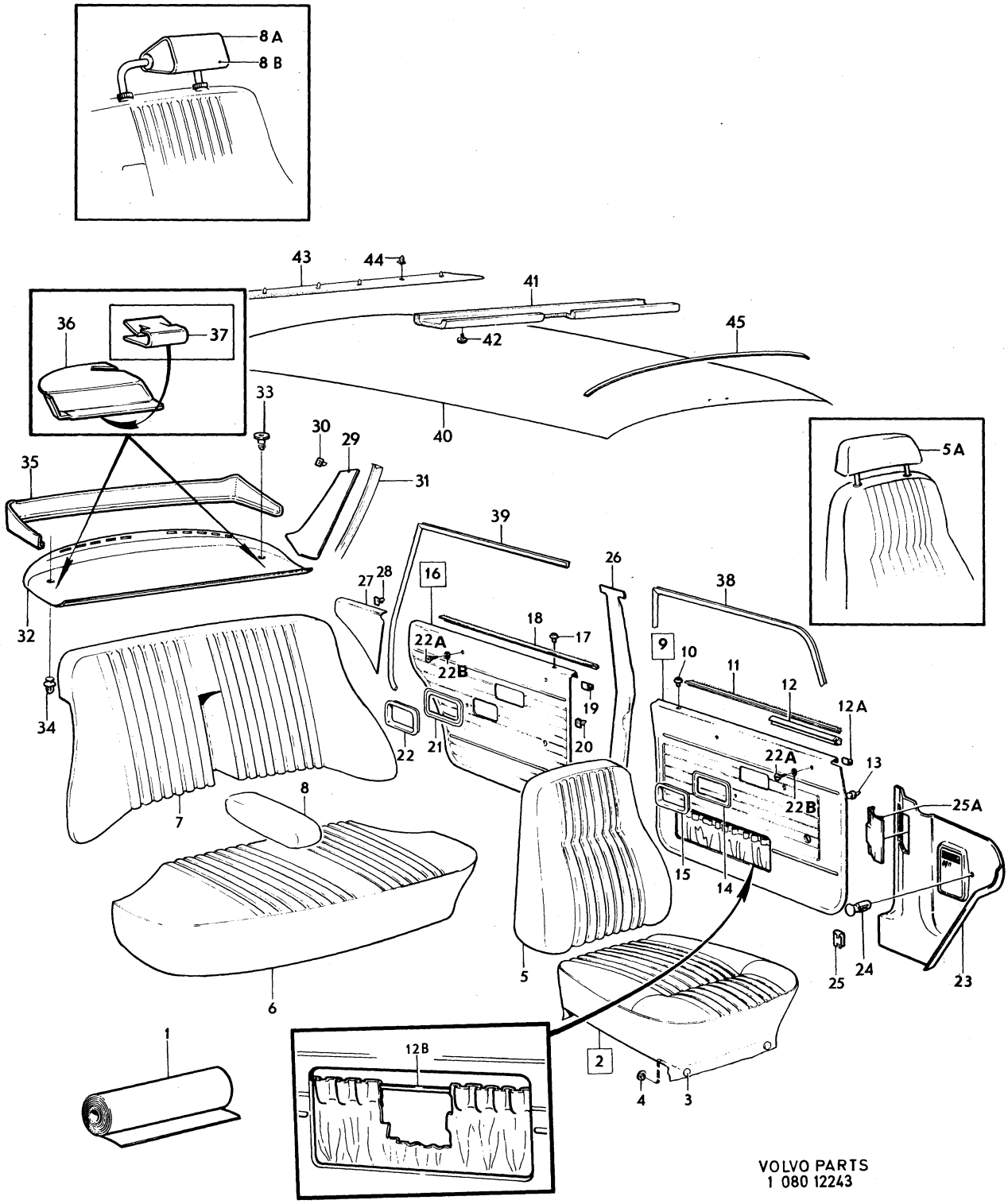

VOLVO PARTS
1 080 12243

Sida Page	Grupp Group	Innerklädsel, 144 klädselkombination	Upholstery, 144 upholstery combination	Illustration	3200
250	8	551, 552, 553	551, 552, 553	12243 1980–04	

	Pos. Fig.	Antal/Quantity 551	552	553		Artikel nr Part No	Benämning	Description	Sats Kit	B P S R	Anmärkning Notes	
	12a	20	20	20	–	678201-5	.Clips	.Clip				1490
	12b	600	600	600	–	1224099-0	.Resårband	.Rubber strap			METERVARA. 2 X 300.	1500
	13	40	40	40	–	680097-3	Fäste	Anchorage				1510
	14	2	2	2	–	678096-9	Ram	Frame				1520
	15	2	2	2	–	677950-8	Sarg	Frame				1530
	16	1	–	1	–	696454-8	Dörrpanel, V	Door panel, L				1540
		–	1	–	–	696454-8	Dörrpanel, V	Door panel, L			(696312)	1550
		1	–	1	–	696456-3	Dörrpanel, H	Door panel, R				1560
		–	1	–	–	696456-3	Dörrpanel, H	Doorpanel, R			(696313)	1570
	17	2	2	2	–	677003-6	.Bussning	.Bushing				1580
	18	2	2	2	–	678199-1	.List	.Moulding				1590
	19	16	16	16	–	678201-5	.Clips	.Clip				1[illegible]
	20	32	32	32	–	680097-3	Fäste	Anchorage				2010
	21	2	2	2	–	678096-9	Ram	Frame				2020
	22	2	2	2	–	677950-8	Sarg	Frame				2030
	22a	8	8	8	–	955154-0	Skruv	Screw				2040
	22b	8	8	8	–	959057-1	Bricka	Washer				2050
	23	1	1	1	–	1210666-2	Panel, V	Panel, L		5	ERS AV 1 ST 1224756–5,	20[illegible]
											1 ST 1224832–4,	2061
											1 ST 1224833–2,	2062
											1 ST 1264867–1	2063
		1	1	1	–	1221109-0	Panel, H	Panel, R				2070
x	24	2	2	2	–	948690-3	Clips	Clip		2	(945790)	2080
	25	8	8	8	–	944385-4	Clips	Clip				2110
	25a	1	1	1	–	1221217-1	Lucka	Lid				2120
	26	1	1	1	–	1204806-2	Panel, V	Panel, L			(681615) SBUR	2130
		1	1	1	–	1204824-5	Panel, V	Panel, L			(680323) SBMR	2140
		1	1	1	–	1204807-0	Panel, H	Panel, R			(681616) SBUR	2150
		1	1	1	–	1204825-2	Panel, H	Panel, R			(680224) SBMR	2160
	27	1	1	1	–	697820-9	Panel, V	Panel, L			(696458)	2170
		1	1	1	–	697821-7	Panel, H	Panel, R			(696460)	2180
	28	2	2	2	–	680097-3	Fäste	Anchorage				2190
	29	1	1	1	–	695610-6	Panel, V	Panel, L				2200
		1	1	1	–	695611-4	Panel, H	Panel, R		8		2210
	30	8	8	8	–	680097-3	Fäste	Anchorage				2220
	31	1	1	1	–	692818-8	Stoppning, V	Upholstery, L				2230
		1	1	1	–	692819-6	Stoppning, H	Upholstery, R				2240
	32	1	–	–	–	1210874-2	Hatthylla	Hat shelf			EXCL USA, CAN	2250
x		1	–	–	–	1264885-3	Hatthylla	Hat shelf		5	(1221326) (1224392)	22[illegible]
											USA, CAN,	22[illegible]
											CH –OMKR 360000	2262
x		1	–	–	–	1224393-7	Hatthylla	Hat shelf		5	(1221048) USA, CAN	2263
											CH OMKR 360000–	2264
x		–	1	–	–	1264913-3	Hatthylla	Hat shelf		5	(1210876) (1224394)	2265
											EXCL USA, CAN	22[illegible]
x		–	1	–	–	1264885-3	Hatthylla	Hat shelf		5	(1221327) (1224392)	22[illegible]
											USA, CAN,	2268
											CH –OMKR 360000	2269
x		–	1	–	–	1264885-3	Hatthylla	Hat shelf		5	(1221046) USA, CAN	2270
											CH OMKR 360000–	2271
x		–	–	1	–	1264913-3	Hatthylla	Hat shelf		5	(1210876) (1224394)	2272
											EXCL USA, CAN	2273
											CH –OMKR 360000	2274
x		–	–	1	–	1264913-3	Hatthylla	Hat shelf		5	(1210598) (1224387)	2275
											EXCL USA, CAN,	2276
											CH OMKR 360000–	2278
x		–	–	1	–	1264885-3	Hatthylla	Hat shelf		5	(1221327) (1224392)	2280
											USA, CAN,	2285
											CH –OMKR 360000	2286
x		–	–	1	–	1264885-3	Hatthylla	Hat shelf		5	(1210599) (1224392)	2290
											USA, CAN,	2295
											CH OMKR 360000–	2296
	33	2	2	2	–	1221346-8	Fäste	Anchorage			SEN UTF	2300

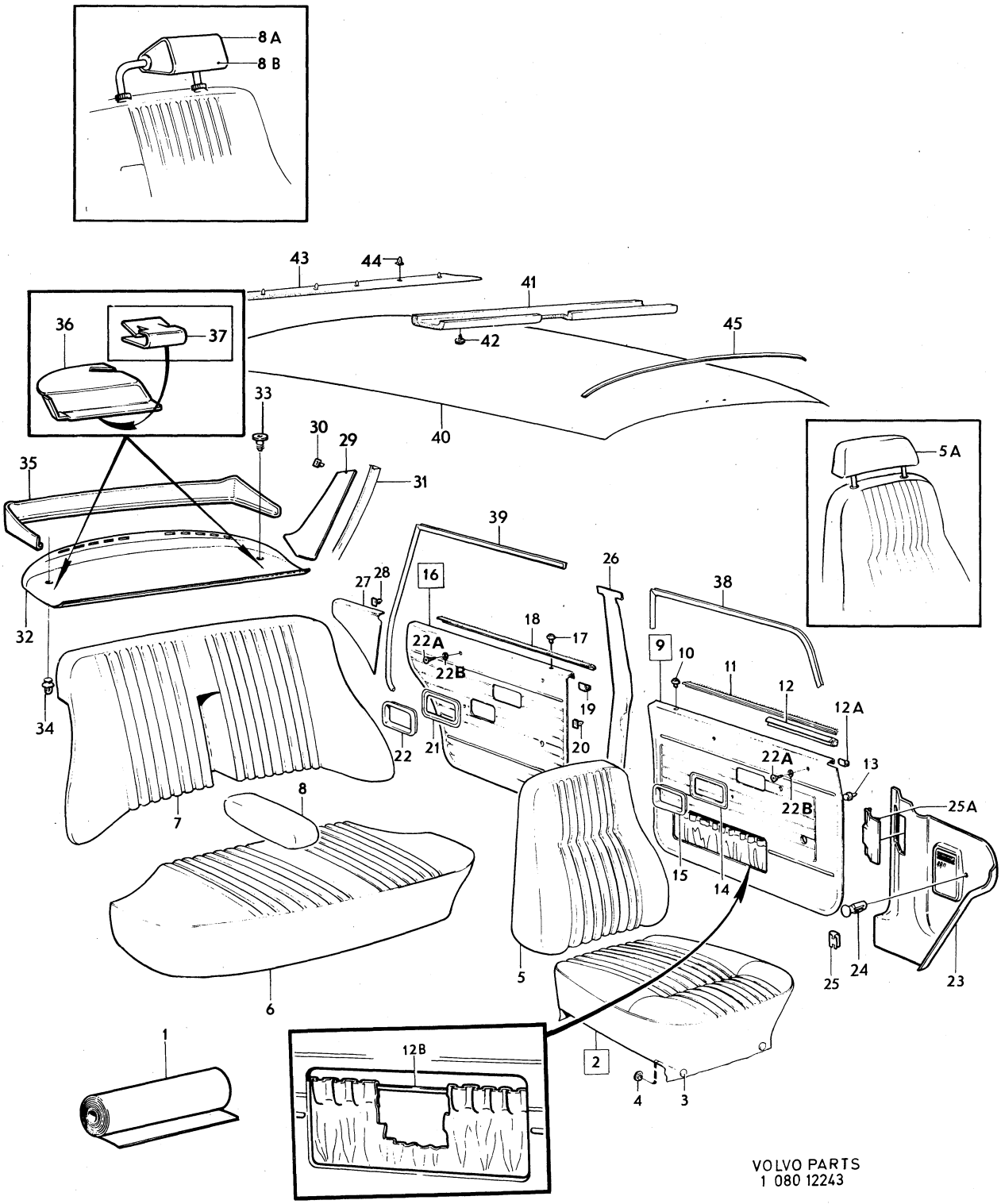

VOLVO PARTS
1 080 12243

Sida Page	Grupp Group	Innerklädsel, 144 klädselkombination	Upholstery, 144 upholstery combination	Illustration	3200
252	8	551, 552, 553	551, 552, 553	12243 1980–04	

	Pos. Fig.	Antal/Quantity 551	552	553		Artikel nr Part No	Benämning	Description	Sats Kit	B P S R	Anmärkning Notes	
	34	3	3	3	–	683258-8	Fäste	Anchorage			TID UTF	2302
	35	1	1	1	–	682968-3	Panel	Panel			USA, CAN	2304
											CH –OMKR 360000	2305
	36	1	1	1	–	1210580-5	Kåpa, säkerhetsbälte, V	Casing, safety belt, L			USA, CAN	2306
											CH OMKR 360000–	2307
		1	1	1	–	1210581-3	Kåpa, säkerhetsbälte, H	Casing, safety belt, R			USA, CAN	2308
											CH OMKR 360000–	2309
	37	2	2	2	–	1221347-6	Clips	Clip			USA, CAN	2310
											CH OMKR 360000–	2311
x	38	5200	5200	5200	–	1254784-0	Kantskyddslist	Edge moulding		2	(678238) 2X2600	2320
x	39	5200	5200	5200	–	1254784-0	Kantskyddslist	Edge moulding		2	(678238) 2X2600	2330
	40	1	1	1	–	691865-0	Innertak	Head lining			UTL	2340
		1	1	1	–	692702-4	Innertak	Head lining			MTL	2350
		ERF	ERF	ERF	–	99755-1	.Trikåplast	.Plastic–coated fabric		8	9)	[illegible]
	41	1	1	1	–	692067-2	Stoppning	Upholstery			UTL	2370
	42	6	6	6	–	666629-1	Plugg	Plug			UTL	2380
	43	1	1	1	–	692081-3	Stoppning	Upholstery				2390
	44	5	5	5	–	678274-2	Clips	Clip				2400
	45	5	5	5	–	677517-5	Taksprygel	Roof bow			UTL	2410
		1	1	1	–	677517-5	Taksprygel	Roof bow			MTL	[illegible]
		1	1	1	–	681569-0	Taksprygel	Roof bow			MTL	[illegible]

9. Enhet kvadratmeter. Metervarans bredd = 130 cm. Unit: Square metres. Width of material = 130 cm. Unités, en mètres carrés. Au mètre de largeur 130 cm. Einheit, Quadratmeter. Breite der Meterware = 130 cm. Unidad, en metros cuadrados. Por metro, ancho 130 cm.

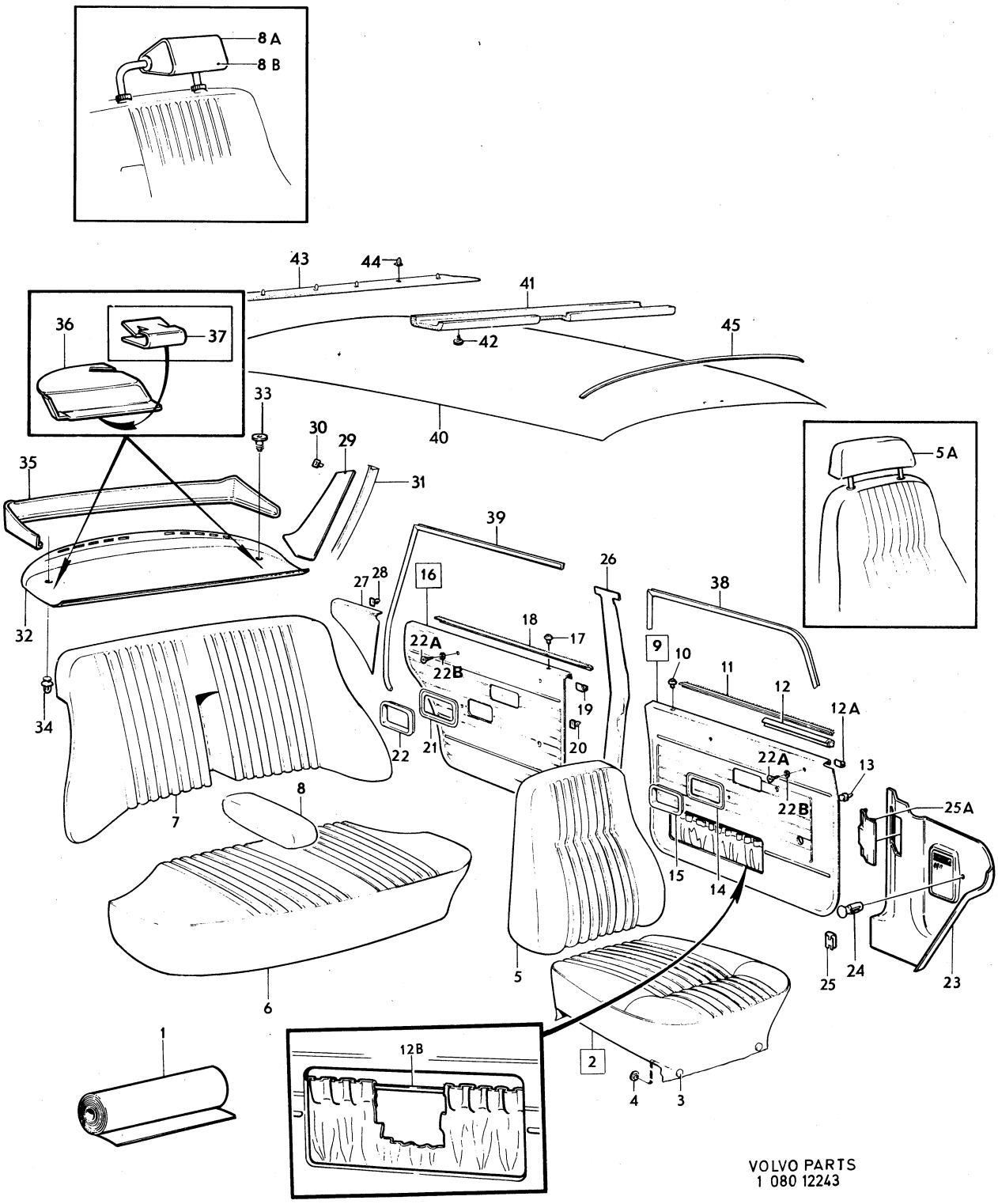

VOLVO PARTS
1 080 12243

Sida Page	Grupp Group	Innerklädsel, 144 klädselkombination	Upholstery, 144 upholstery combination	Illustration 3250
254	8	554–557	554–557	11935 1980–04

Pos. Fig.	Antal/Quantity 554	555	556	557	Artikel nr Part No	Benämning	Description	Sats Kit	B P S R	Anmärkning Notes	
1	ERF	–	–	–	699309-1	Tyg, blått randigt	Material, blue stripe			8) METERVARA	1010
	ERF	–	–	–	699284-6	Vävplast, blå	Plastic–coated fabric, blue			9) (699289) METERVARA	1020 1030
	–	–	–	–		Produktskylten stämplad 554	Designation plate stamped 554				1040 1050
–											1060
	–	ERF	–	–	699280-4	Tyg, vinrött	Material, maroon			8) METERVARA	1070
x	–	ERF	–	–	699379-4	Vävplast, vinröd	Plastic–coated fabric, maroon		6	9) (699291) METERVARA	1080 1090
	–	–	–	–		Produktskylten stämplad 555	Designation plate stamped 555				1100 .0
–											1120
	–	–	ERF	–	699279-6	Tyg, indianrött	Material, chestnut		5	20) METERVARA	1130
	–	–	ERF	–	699329-9	Vävplast, indianröd	Plastic–coated fabric, chestnut			9) METERVARA	1140 1150
	–	–	–	–		Produktskylten stämplad 556	Designation plate stamped 556				1160 0
–											1180
	–	–	–	ERF	699209-3	Tyg, tobaksbrunt	Material, tobacco brown			8) METERVARA	1190
	–	–	–	ERF	699287-9	Vävplast, tobaksbrun	Plastic–coated fabric, tobacco brown			9) (699292) METERVARA	1200 1210
	–	–	–	–		Produktskylten stämplad 557	Designation plate stamped 557				1220 1230
–											1240
2	2	–	–	–	697400-0	Klädsel	Cover			(698713) EXCL VENV CH –OMKR 470000.	1250 1251
	2	–	–	–	697400-0	Klädsel	Cover			EXCL VENV CH OMKR 470000–. VENV.	1260 1261 1262
	–	2	–	–	697650-0	Klädsel	Cover			STD	1270
	–	2	–	–	248056-4	Klädsel	Cover		6	S–1779, S–1781, S–1782	1280
	–	–	2	–	697684-9	Klädsel	Cover			(698714) EXCL VENV CH –OMKR 470000.	1290 1291
	–	–	2	–	697684-9	Klädsel	Cover			EXCL VENV CH OMKR 470000–. VENV.	1300 1301 1302
	–	–	–	2	697760-7	Klädsel	Cover			STD	1310
	–	–	–	2	248058-0	Klädsel	Cover		6	S–1779, S–1781	0
3	4	4	4	4	94944-6	.Knapp	.Button				1330
4	4	4	4	4	94945-3	.Hållare	.Retainer				1340
5	4	4	4	4	1224372-1	.Stropp	.Strap			(1204947)	1350
6	4	4	4	4	94944-6	..Knapp	..Button				1360
7	4	4	4	4	94945-3	..Hållare	..Retainer				1370
8	2	–	–	–	697402-6	Klädsel	Cover			(698724) EXCL VENV CH –OMKR 470000.	0 1381
	2	–	–	–	697402-6	Klädsel	Cover			EXCL VENV CH OMKR 470000–. VENV.	1390 1391 1392
	–	2	–	–	697652-6	Klädsel	Cover			STD	1400
	–	2	–	–	248057-2	Klädsel	Cover		6	S–1779, S–1781, S–1782	1410
	–	–	2	–	697686-4	Klädsel	Cover			(698725) EXCL VENV CH –OMKR 470000.	1420 1421

8. Enhet längdmeter. Metervarans bredd = 150 cm. Unit. Linear metre. Width of material = 150 cm. Unité, en mètres. Au mètre, de largeur 150 cm. Einheit, laufendes Meter. Breite der Meterware = 150 cm. Unidad, en metros. Por metro, ancho 150 cm.
9. Enhet kvadratmeter. Metervarans bredd = 130 cm. Unit: Square metres. Width of material = 130 cm. Unités, en mètres carrés. Au mètre de largeur 130 cm. Einheit, Quadratmeter. Breite der Meterware = 130 cm. Unidad, en metros cuadrados. Por metro, ancho 130 cm.
20. Enhet längdmeter. Metervarans bredd = 160 cm. Unit: Linear metre. Width of material = 160 cm. Unité, en mètres. Au mètre, de largeur 160 cm. Einheit, laufendes Meter. Breite der Meterware = 160 cm. Unidad, en metros. Por metro, ancho 160 cm.

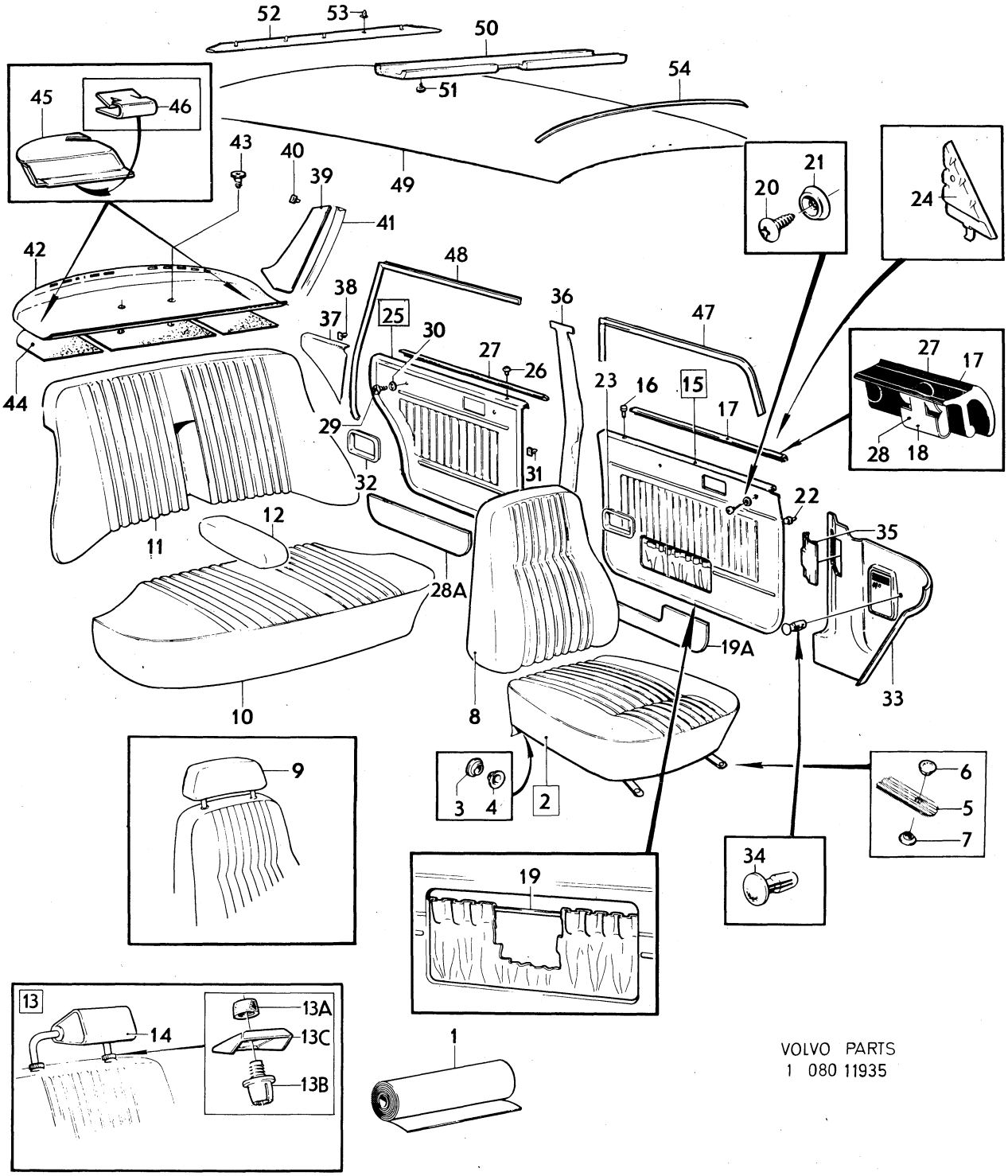

VOLVO PARTS
1 080 11935

Sida Page	Grupp Group	Innerklädsel, 144 klädselkombination 554–557	Upholstery, 144 upholstery combination 554–557	Illustration 11935 1980–04	3250
256	8				

Pos. Fig.	Antal/Quantity 554	555	556	557	Artikel nr Part No	Benämning	Description	Sats Kit	B P S R	Anmärkning Notes	
	–	–	2	–	697686-4	Klädsel	Cover			EXCL VENV	1430
										CH OMKR 470000–.	1431
										VENV.	1432
	–	–	–	2	697762-3	Klädsel	Cover		8	STD	1440
	–	–	–	2	248059-8	Klädsel	Cover		5	S–1779, S–1781, S–1782	1450
9	2	–	–	–	697414-1	Klädsel	Cover				1460
	–	2	–	–	697664-1	Klädsel	Cover				1470
	–	–	2	–	698307-6	Klädsel	Cover				1480
	–	–	–	2	697774-8	Klädsel	Cover				1490
10	1	–	–	–	698733-3	Klädsel	Cover			EXCL VENV	1500
										CH –OMKR 470000.	01
	1	–	–	–	697405-9	Klädsel	Cover			EXCL VENV	1510
										CH OMKR 470000–.	1511
										VENV.	1512
	–	1	–	–	697655-9	Klädsel	Cover			STD	1520
	–	1	–	–	248062-2	Klädsel	Cover		6	S–1779, S–1781, S–1782	1530
	–	–	1	–	698734-1	Klädsel	Cover			EXCL VENV	40
										CH –OMKR 470000.	1541
	–	–	1	–	697689-8	Klädsel	Cover			EXCL VENV	1550
										CH OMKR 470000–.	1551
										VENV.	1552
	–	–	–	1	697765-6	Klädsel	Cover			STD	1560
	–	–	–	1	248064-8	Klädsel	Cover		6	S–1779, S–1781	1570
11	1	–	–	–	698753-1	Klädsel	Cover			EXCL VENV	2010
										CH –OMKR 470000.	2011
	1	–	–	–	697409-1	Klädsel	Cover			EXCL VENV	2020
										CH OMKR 470000–.	2021
										VENV.	2022
	–	1	–	–	697659-1	Klädsel	Cover			STD	2030
	–	1	–	–	248063-0	Klädsel	Cover		6	S–1779, S–1781, S–1782	2040
	–	–	1	–	698754-9	Klädsel	Cover		8	EXCL VENV	2050
										CH –OMKR 470000.	2051
	–	–	1	–	697693-0	Klädsel	Cover			EXCL VENV	2060
										CH OMKR 470000–.	2061
										VENV.	2062
	–	–	–	1	697769-8	Klädsel	Cover			STD	2070
	–	–	–	1	248065-5	Klädsel	Cover		6	S–1779, S–1781	2080
12	1	–	–	–	697417-4	Klädsel	Cover				30
	–	1	–	–	697667-4	Klädsel	Cover				2100
	–	–	1	–	697701-1	Klädsel	Cover				2110
	–	–	–	1	697777-1	Klädsel	Cover				2120
13	2	2	2	2	283046-1	Nackskydd, baksäte	Head restraint,		8	4)	2130
						svart klädsel	rear seat,				2140
							black cover				41
13a	4	4	4	4	1221032-4	.Låsmuff	.Lock unit				2145
13b	4	4	4	4	688900-0	.Fäste	.Anchorage				2146
13c	4	4	4	4	1224010-7	.Täckbricka	.Cover plate		8		2147
14	2	–	–	–	697415-8	Klädsel	Cover		8	4)	2150
	–	2	–	–	697665-8	Klädsel	Cover		8	4)	2160
	–	–	2	–	697699-7	Klädsel	Cover		8	4)	2170
	–	–	–	2	697775-5	Klädsel	Cover		8	4)	2180
x 15	1	–	–	–	698012-2	Dörrpanel, V	Door panel, L		5	(697424)	2190
	–	1	–	–	697674-0	Dörrpanel, V	Door panel, L				2200
	–	–	1	–	698319-1	Dörrpanel, V	Door panel, L				2210
	–	–	–	1	697784-7	Dörrpanel, V	Door panel, L				2220
x	1	–	–	–	698013-0	Dörrpanel, H	Door panel, R		5	(697425)	2230
x	–	1	–	–	698525-3	Dörrpanel, H	Door panel, R		5	(697525)	2240
x	–	–	1	–	698523-8	Dörrpanel, H	Door panel, R		5	(698320)	2250

4. Ej standardutrustning. Säljes som tillbehör. Optional extra. N'est pas equipement standard. Est vendur comme accessoire. Nicht serienmässig. Verkauf als Zubehör. No forma parti del equipo standard. Se vende como accesorio.

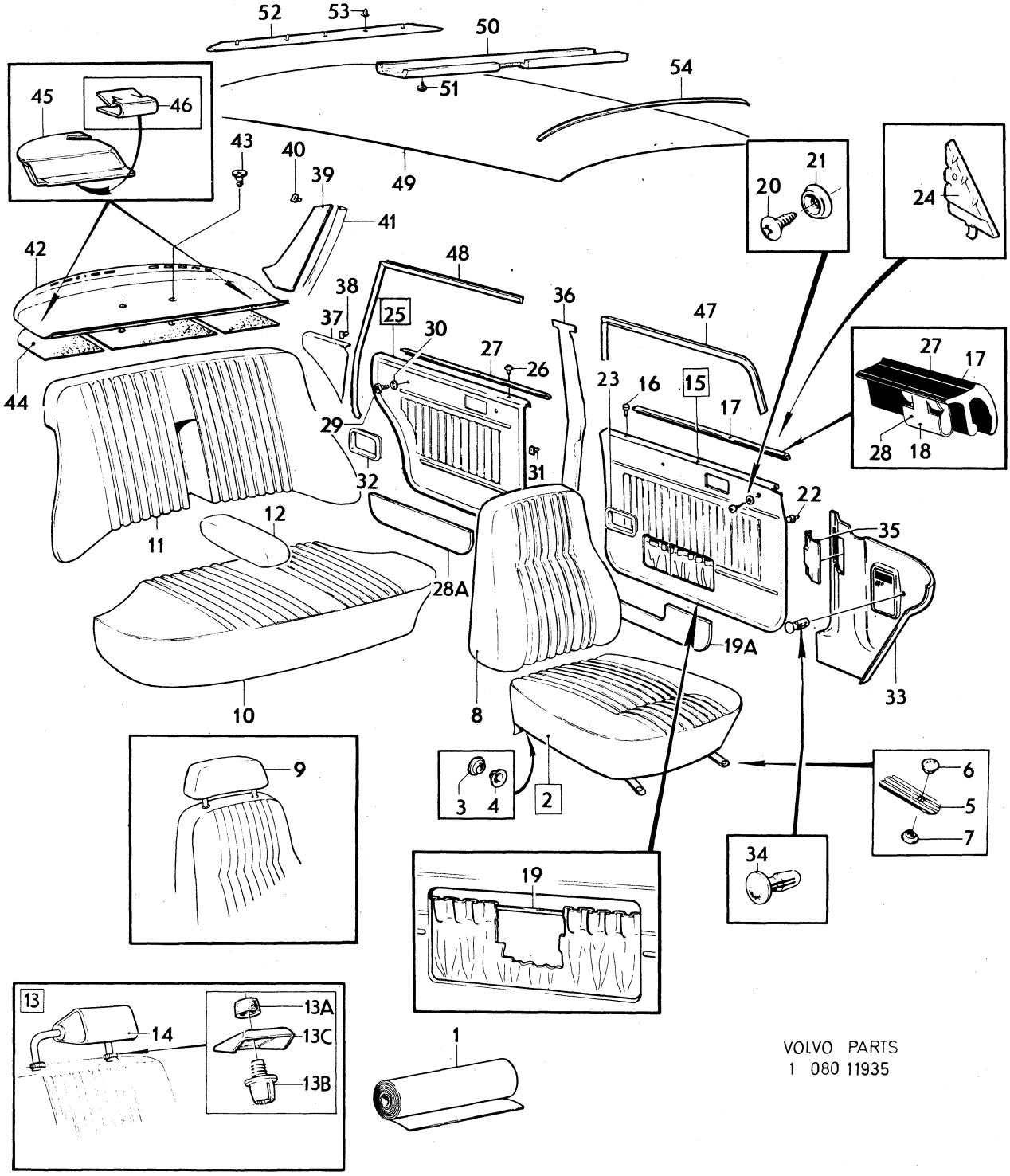

VOLVO PARTS
1 080 11935

Sida Page	Grupp Group	Innerklädsel, 144 klädselkombination 554–557	Upholstery, 144 upholstery combination 554–557	Illustration 11935 1980–04	3250
258	8				

	Pos. Fig.	Antal/Quantity 554	555	556	557	Artikel nr Part No	Benämning	Description	Sats Kit	B P S R	Anmärkning Notes	
		–	–	–	1	697785-4	Dörrpanel, H	Door panel, R				2260
	16	2	2	2	2	677003-6	.Bussning	.Bushing				2270
x	17	2	2	2	2	1264547-9	.List, ämne	.Moulding, blank		5	(1210425)	2280
	18	18	18	18	18	1210439-4	.Clips	.Clip				2290
	19	600	600	600	600	1224099-0	.Resårband	.Rubber strap			(13391) METERVARA	2300
											2 X 300	2301
	19a	2	2	2	2	649616-0	Sparkplåt	Scuff guard		8	TAXI	2310
	20	4	4	4	4	955156-5	Skruv	Screw				2320
	21	4	4	4	4	959057-1	Bricka	Washer				2330
	22	40	40	40	40	680097-3	Fäste	Anchorage				2340
	23	2	2	2	2	1210476-6	Sarg	Frame				350
	24	1	1	1	1	1204630-6	Panel, V	Panel, L				2360
		1	1	1	1	1204631-4	Panel, H	Panel, R				2370
x	25	1	–	–	–	698014-8	Dörrpanel, V	Door panel, L		5	(697426)	2380
x		–	1	–	–	698530-3	Dörrpanel, V	Door panel, L		5	(697676)	2390
x		–	–	1	–	698528-7	Dörrpanel, V	Door panel, L		5	(698323)	2400
		–	–	–	1	697786-2	Dörrpanel, V	Door panel, L		8		110
		1	–	–	–	697427-3	Dörrpanel, H	Door panel, R				2420
x		–	1	–	–	698535-2	Dörrpanel, H	Door panel, R		5	(697677)	2430
x		–	–	–	–	698533-7	Dörrpanel, H	Door panel, R		5	(698324)	2440
		–	–	–	1	697787-0	Dörrpanel, H	Door panel, R				2450
	26	2	2	2	2	677003-6	.Bussning	.Bushing				2460
x	27	2	2	2	2	1264547-9	.List, ämne	.Moulding, blank		5	(1210425)	2470
	28	16	16	16	16	1210439-4	.Clips	.Clip				2480
	28a	2	2	2	2	674775-2	Sparkplåt	Scuff guard		8	TAXI	2490
	29	4	4	4	4	955154-0	Skruv	Screw				2500
	30	4	4	4	4	959057-1	Bricka	Washer				2510
	31	32	32	32	32	680097-3	Fäste	Anchorage				2520
	32	2	2	2	2	1210476-6	Sarg	Frame				2530
	33	1	1	1	1	1210666-2	Panel, V	Panel, L		5	ERS AV 1 ST 1224756–5,	2540
											1 ST 1224832–4,	2541
											1 ST 1224833–2,	2542
											1 ST 1264867–1	2543
		1	1	1	1	1221109-0	Panel, H	Panel, R				2550
x	34	2	2	2	2	948690-3	Clips	Clip		2	(945790)	2560
	35	1	1	1	1	1207699-8	Lucka	Lid				2570
	36	1	1	1	1	1204806-2	Panel, V	Panel, L			SBUR	3010
		1	1	1	1	1204824-5	Panel, V	Panel, L			SBMR	3011
		1	1	1	1	1204807-0	Panel, H	Panel, R			SBUR	3012
		1	1	1	1	1204825-2	Panel, H	Panel, R			SBMR	3013
	37	1	–	–	–	697428-1	Panel, V	Panel, L				3014
x		–	1	–	–	698540-2	Panel, V	Panel, L		5	(697678)	3020
		–	–	1	–	698325-8	Panel, V	Panel, L				3030
		–	–	–	1	697788-8	Panel, V	Panel, L				3040
		1	–	–	–	697429-9	Panel, H	Panel, R				3050
x		–	1	–	–	698545-1	Panel, H	Panel, R		5	(697679)	3060
		–	–	1	–	698326-6	Panel, H	Panel, R				3070
		–	–	–	1	697789-6	Panel, H	Panel, R				3080
	38	2	2	2	2	680097-3	Fäste	Anchorage				3090
	39	1	1	1	1	695610-6	Panel, V	Panel, L				3100
		1	1	1	1	695611-4	Panel, H	Panel, R		8		3110
	40	8	8	8	8	680097-3	Fäste	Anchorage				3120
	41	1	1	1	1	692818-8	Stoppning, V	Upholstery, L				3130
		1	1	1	1	692819-6	Stoppning, H	Upholstery, R				3140
	42	1	–	–	–	1210584-7	Hatthylla	Hat shelf			EXCL USA, CAN	3150
x		1	–	–	–	1264885-3	Hatthylla	Hat shelf		5	(1210585) (1224383)	3160
											USA, CAN	3161
x		–	1	–	–	1264913-3	Hatthylla	Hat shelt		5	(1210880)	3170
											EXCL USA, CAN	3171
x		–	1	–	–	1264885-3	Hatthylla	Hat shelf		5	(1221044) (1224392)	3180
											USA, CAN	3181
x		–	–	1	–	1264913-3	Hatthylla	Hat shelf		5	(1224385) (1224387)	3190
											EXCL USA, CAN	3191

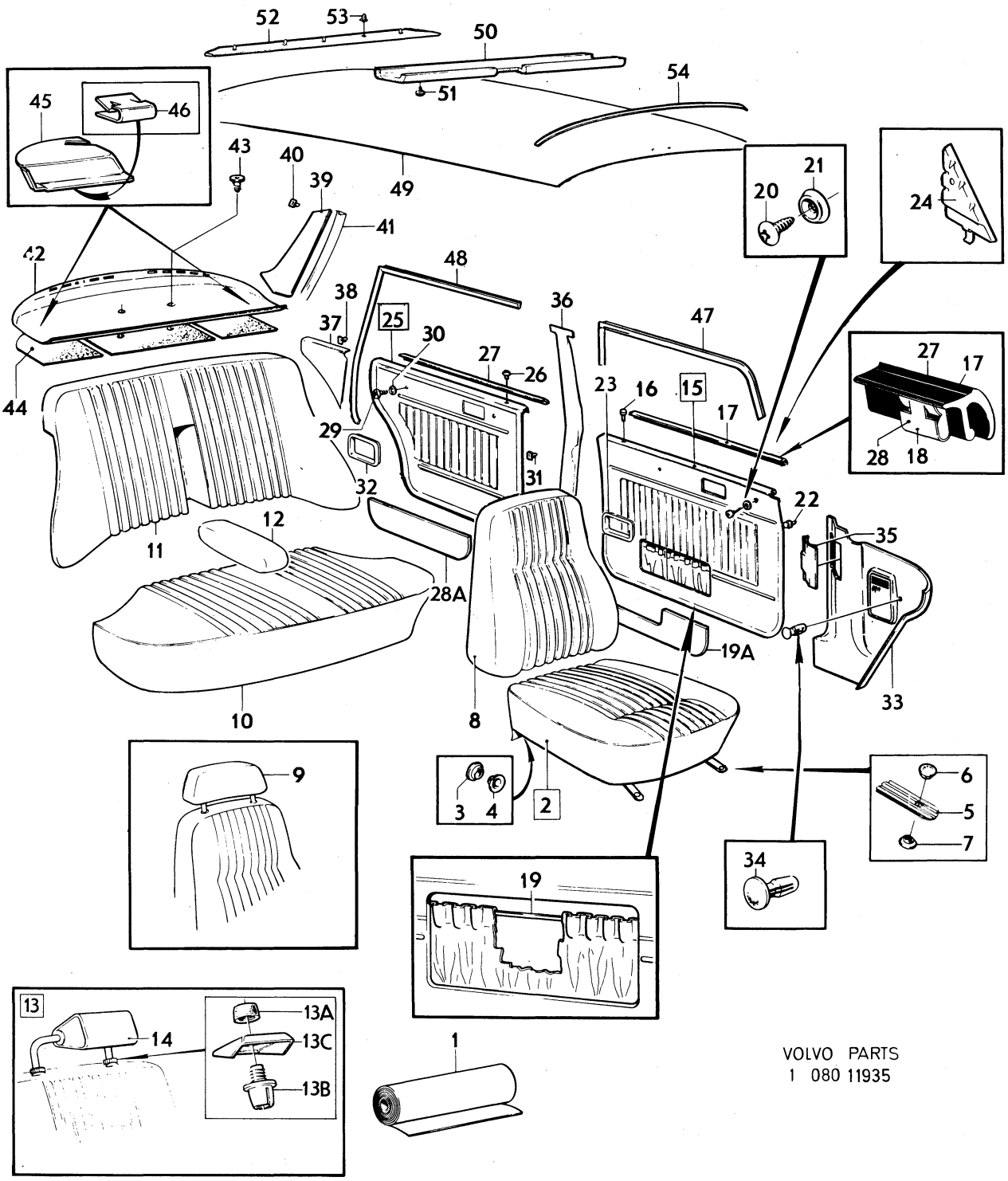

VOLVO PARTS
1 080 11935

Sida Page	Grupp Group	Innerklädsel, 144 klädselkombination	Upholstery, 144 upholstery combination	Illustration 11935	3250
260	8	554–557	554–557	1980–04	

	Pos. Fig.	Antal/Quantity 554	555	556	557	Artikel nr Part No	Benämning	Description	Sats Kit	B P S R	Anmärkning Notes	
x		–	–	1	–	1264885-3	Hatthylla	Hat shelf		5	(1224390) (1224392) USA, CAN	3200 3201
x		–	–	–	1	1264913-3	Hatthylla	Hat shelf		5	(1210876) (1224394) EXCL USA, CAN	3210 3211
x		–	–	–	1	1264885-3	Hatthylla	Hat shelf		5	(1221046) USA, CAN	3220
	43	2	2	2	2	1221346-8	Fäste	Anchorage				3230
	44	1	1	1	1	1213462-3	Isoleringsmatta, V	Insulating matting, L				3240
		1	1	1	1	1213463-1	Isoleringsmatta, H	Insulating matting, R				3250
		1	1	1	1	1213476-3	Isoleringsmatta, mitt	Insulating matting, centre				3260 3270
	45	1	1	1	1	1210580-5	Kåpa, säkerhetsbälte, V	Casing, safety belt, L			USA, CAN	3280
		1	1	1	1	1210581-3	Kåpa, säkerhetsbälte, H	Casing, safety belt, R			USA, CAN	)
	46	2	2	2	2	1221347-6	Clips	Clip			USA, CAN	3300
x	47	5200	5200	5200	5200	1254784-0	Kantskyddslist	Edge moulding		2	(678238) 2X2600	3310
x	48	5200	5200	5200	5200	1254784-0	Kantskyddslist	Edge moulding		2	(678238) 2X2600	3320
	49	1	1	1	1	691865-0	Innertak	Head lining			UTL	3330
		1	1	1	1	692702-4	Innertak	Head lining			MTL	3340
		ERF	ERF	ERF	ERF	99755-1	.Trikåplast	.Plastic–coated fabric		6	9)	)
	50	1	1	1	1	692067-2	Stoppning	Upholstery			UTL	3360
	51	6	6	6	6	666629-1	Plugg	Plug			UTL	3370
	52	1	1	1	1	692081-3	Stoppning	Upholstery		8		3380
	53	5	5	5	5	678274-2	Clips	Clip				3390
	54	5	5	5	5	677517-5	Taksprygel	Roof bow			UTL	3400
		1	1	1	1	677517-5	Taksprygel	Roof bow			MTL	3410
		1	1	1	1	681569-0	Taksprygel	Roof bow			MTL	3420

9. Enhet kvadratmeter. Metervarans bredd = 130 cm. Unit: Square metres. Width of material = 130 cm. Unités, en mètres carrés. Au mètre de largeur 130 cm. Einheit, Quadratmeter. Breite der Meterware = 130 cm. Unidad, en metros cuadrados. Por metro, ancho 130 cm.

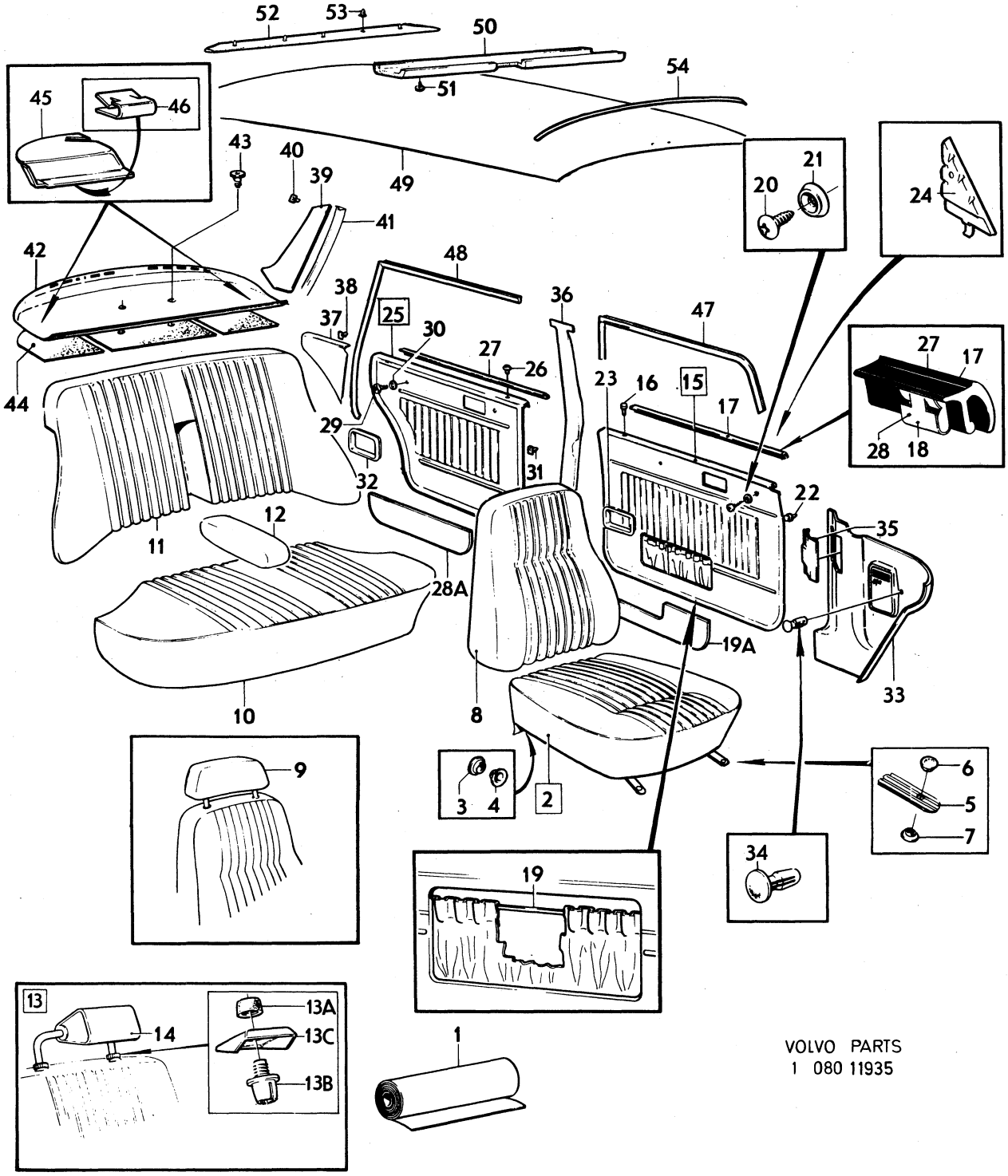

VOLVO PARTS
1 080 11935

Sida Page	Grupp Group	Innerklädsel, 144	Upholstery, 144	Illustration 3300
		klädselkombination	upholstery combination	11935
262	8	559, 560	559, 560	1980–04

	Pos. Fig.	Antal/Quantity 559	560			Artikel nr Part No	Benämning	Description	Sats Kit	B P S R	Anmärkning Notes	
	1	ERF	–	–	–	699284-6	Trikåplast, blå	Plastic–coated fabric, elastic, blue			8, METERVARA	1010 1020
		ERF	–	–	–	699289-5	Vävplast, blå	Plastic–coated fabric, blue			9) METERVARA	1030 1040
		–	–	–	–		Produktskylten stämplad 559	Designation plate stamped 559				1050 1060 1070
x		–	ERF	–	–	699379-4	Trikåplast, vinröd	Plastic–coated fabric, elastic, maroon		6	8) (699826) METERVARA	1080 1090
		–	ERF	–	–	699291-1	Vävplast, vinröd	Plastic–coated fabric, maroon			9) METERVARA	1100
		–	–	–	–		Produktskylten stämplad 560	Designation plate stamped 560				1120 1130 1140
	2	2	–	–	–	697401-8	Klädsel	Cover		8		1150
		–	2	–	–	697651-8	Klädsel	Cover				1160
	3	4	4	–	–	94944-6	.Knapp	.Button				1170
	4	4	4	–	–	94945-3	.Hållare	.Retainer				1180
	5	4	4	–	–	1224372-1	.Stropp	.Strap			(1204947)	1190
	6	4	4	–	–	94944-6	..Knapp	..Button				1200
	7	4	4	–	–	94945-3	..Hållare	..Retainer				1210
	8	2	–	–	–	697403-4	Klädsel	Cover				1220
		–	2	–	–	697653-4	Klädsel	Cover				1230
	9	2	–	–	–	697414-1	Klädsel	Cover				1240
		–	2	–	–	697664-1	Klädsel	Cover				1250
x	10	1	–	–	–	698421-5	Klädsel	Cover		5	(697406)	1260
		–	1	–	–	697656-7	Klädsel	Cover		8		1270
x	11	1	–	–	–	698435-5	Klädsel	Cover		5	(697410)	1280
		–	1	–	–	697660-9	Klädsel	Cover		8		1290
	12	1	–	–	–	697418-2	Klädsel	Cover		3		1300
		–	1	–	–	697668-2	Klädsel	Cover				1310
	13	2	2	–	–	283046-1	Nackskydd, baksäte, svart klädsel	Head restraint, rear seat, black cover				1320 1330
	13a	4	4	–	–	1221032-4	.Låsmuff	.Lock unit				1331
	13b	4	4	–	–	688900-0	.Fäste	.Anchorage				1332
	13c	4	4	–	–	1224010-7	.Täckbricka	.Coverplate		8		1333
	14	2	–	–	–	697416-6	Klädsel	Cover		8	4)	1340
		–	2	–	–	697666-6	Klädsel	Cover		8	4)	1350
x	15	1	–	–	–	698012-2	Dörrpanel, V	Door panel, L		5	(697424)	1360
		–	1	–	–	697674-0	Dörrpanel, V	Door panel, L				1370
x		1	–	–	–	698013-0	Dörrpanel, H	Door panel, R		5	(697425)	1380
x		–	1	–	–	698525-3	Dörrpanel, H	Door panel, R		5	(697675)	1390
	16	2	2	–	–	677003-6	.Bussning	.Bushing				1400
x	17	2	2	–	–	1264547-9	.List, ämne	.Moulding, blank		5	(1210425)	1410
	18	16	16	–	–	1210439-4	.Clips	.Clip				1420
	19	600	600	–	–	1224099-0	.Resårband	.Rubber strap			(13391) METERVARA 2 X 300	1430 1431
	19a	–	–	–	–	649616-0	Sparkplåt	Scuff guard		8	TAXI	1435
	20	4	4	–	–	955156-5	Skruv	Screw				1440
	21	4	4	–	–	959057-1	Bricka	Washer				1450
	22	40	40	–	–	680097-3	Fäste	Anchorage				2010
	23	2	2	–	–	1210476-6	Sarg	Frame				2020

4. Ej standardutrustning. Säljes som tillbehör. Optional extra. N'est pas equipement standard. Est vendur comme accessoire. Nicht serienmässig. Verkauf als Zubehör. No forma parti del equipo standard. Se vende como accesorio.
8. Enhet längdmeter. Metervarans bredd = 150 cm. Unit. Linear metre. Width of material = 150 cm. Unité, en mètres. Au mètre, de largeur 150 cm. Einheit, laufendes Meter. Breite der Meterware = 150 cm. Unidad, en metros. Por metro, ancho 150 cm.
9. Enhet kvadratmeter. Metervarans bredd = 130 cm. Unit: Square metres. Width of material = 130 cm. Unités, en mètres carrés. Au mètre de largeur 130 cm. Einheit, Quadratmeter. Breite der Meterware = 130 cm. Unidad, en metros cuadrados. Por metro, ancho 130 cm.

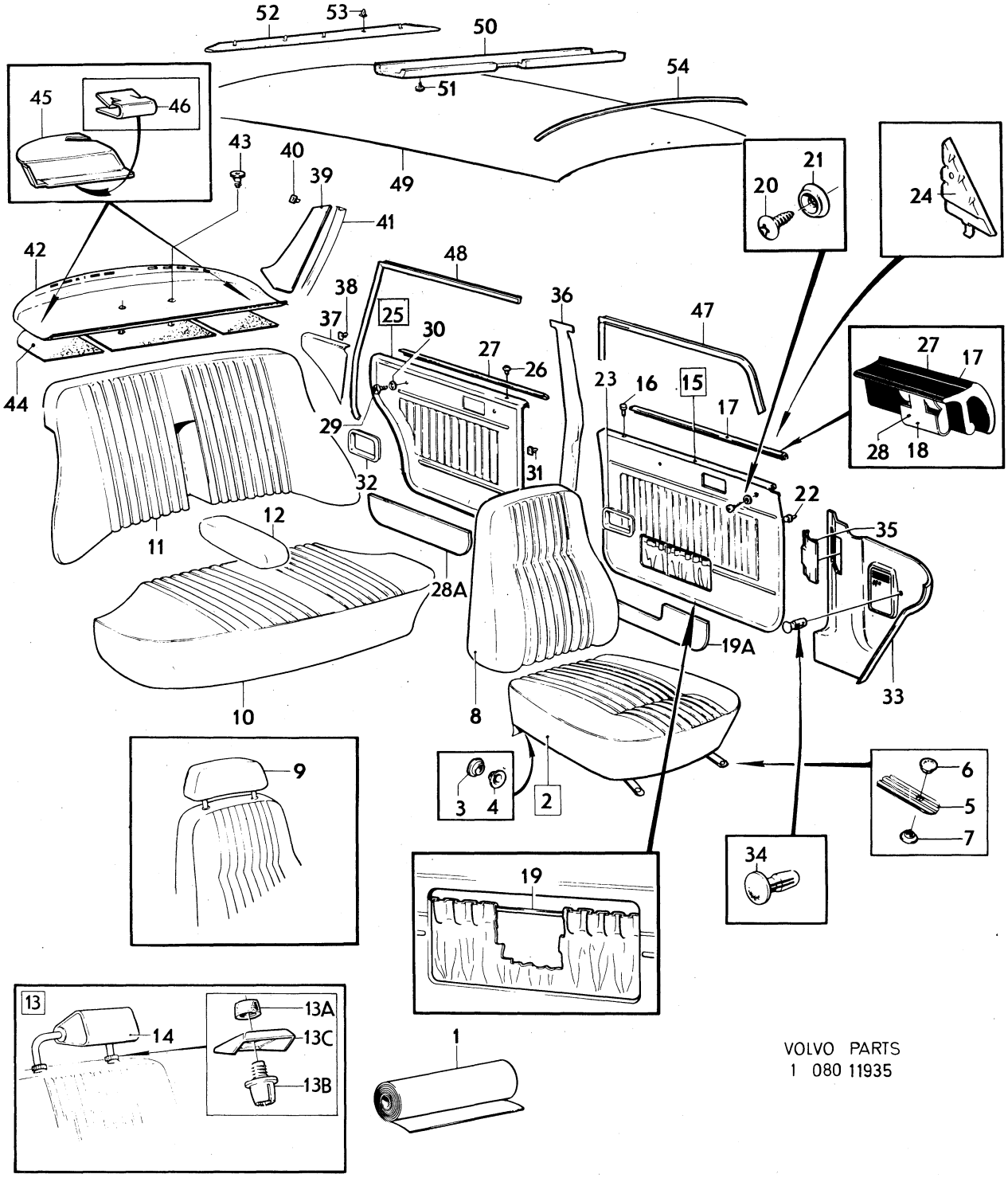

VOLVO PARTS
1 080 11935

Sida Page	Grupp Group	Innerklädsel, 144 klädselkombination 559, 560	Upholstery, 144 upholstery combination 559, 560	Illustration 11935 1980–04	3300
264	8				

	Pos. Fig.	Antal/Quantity 559	560			Artikel nr Part No	Benämning	Description	Sats Kit	B P S R	Anmärkning Notes	
	24	1	1	–	–	1204630-6	Panel, V	Panel, L				2030
		1	1	–	–	1204631-4	Panel, H	Panel, R				2040
x	25	1	–	–	–	698014-8	Dörrpanel, V	Door panel, L		5	(697426)	2050
x		–	1	–	–	698530-3	Dörrpanel, V	Door panel, L		5	(697676)	2060
		1	–	–	–	697427-3	Dörrpanel, H	Door panel, R				2070
x		–	1	–	–	698535-2	Dörrpanel, H	Door panel, R		5	(697677)	2080
	26	2	2	–	–	677003-6	.Bussning	.Bushing				2090
x	27	2	2	–	–	1264547-9	.List, ämne	.Moulding, blank		5	(1210425)	2100
	28	16	16	–	–	1210439-4	.Clips	.Clip				2110
	28a	–	–	–	–	674775-2	Sparkplåt	Scuff guard		8	TAXI	2115
	29	4	4	–	–	955154-0	Skruv	Screw				0
	30	4	4	–	–	959057-1	Bricka	Washer				2130
	31	32	32	–	–	680097-3	Fäste	Anchorage				2140
	32	2	2	–	–	1210476-6	Sarg	Frame				2150
	33	1	1	–	–	1210666-2	Panel, V	Panel, L		5		2160
		1	1	–	–	1221109-0	Panel, H	Panel, R				2170
x	34	2	2	–	–	948690-3	Clips	Clip		2	(945790)	0
	35	1	1	–	–	1207699-8	Lucka	Lid				2190
	36	1	1	–	–	1204806-2	Panel, V	Panel, L			SBUR	2200
		1	1	–	–	1204824-5	Panel, V	Panel, L			SBMR	2210
		1	1	–	–	1204807-0	Panel, H	Panel, R			SBUR	2220
		1	1	–	–	1204825-2	Panel, H	Panel, R			SBMR	2230
	37	1	–	–	–	697428-1	Panel, V	Panel, L				2240
		–	1	–	–	697678-1	Panel, V	Panel, L				2250
		1	–	–	–	697429-9	Panel, H	Panel, R				2260
		–	1	–	–	697679-9	Panel, H	Panel, R				2270
	38	2	2	–	–	680097-3	Fäste	Anchorage				2280
	39	1	1	–	–	695610-6	Panel, V	Panel, L				2290
		1	1	–	–	695611-4	Panel, H	Panel, R		8		2300
	40	8	8	–	–	680097-3	Fäste	Anchorage				2310
	41	1	1	–	–	692818-8	Stoppning, V	Upholstery, L				2320
		1	1	–	–	692819-6	Stoppning, H	Upholstery, R				2330
	42	1	–	–	–	1210584-7	Hatthylla	Hat shelf			EXCL USA, CAN	2340
x		1	–	–	–	1264885-3	Hatthylla	Hat shelf		5	(1210585) (1224383)	2350
											USA, CAN	2351
x		–	1	–	–	1264913-3	Hatthylla	Hat shelf		5	(1210880)	2360
											EXCL USA, CAN	2361
		–	1	–	–		Hatthylla	Hat shelf			(1221044) (1224392)	0
											USA, CAN	1
	43	2	2	–	–	1221346-8	Fäste	Anchorage				2380
	44	1	1	–	–	1213462-3	Isoleringsmatta, V	Insulating matting, L				2390
		1	1	–	–	1213463-1	Isoleringsmatta, H	Insulating matting, R				2400
		1	1	–	–	1213476-3	Isoleringsmatta, mitt	Insulating matting, centre				2410
	45	1	1	–	–	1210580-5	Kåpa, säkerhetsbälte, V	Casing, safety belt, L			USA, CAN	2430
		1	1	–	–	1210581-3	Kåpa, säkerhetsbälte, H	Casing, safety belt, R			USA, CAN	2440
	46	2	2	–	–	1221347-6	Clips	Clip			USA, CAN	2450
x	47	5200	5200	–	–	1254784-0	Kantskyddslist	Edge moulding		2	(678238) 2X2600	2460
x	48	5200	5200	–	–	1254784-0	Kantskyddslist	Edge moulding		2	(678238) 2X2600	2470
	49	1	1	–	–	691865-0	Innertak	Head lining			UTL	2480
		1	1	–	–	692702-4	Innertak	Head lining			MTL	2490
		ERF	ERF	–	–	99755-1	.Trikåplast	.Plastic–coated fabric		8	9)	2500
	50	1	1	–	–	692067-2	Stoppning	Upholstery			UTL	2510
	51	6	6	–	–	666629-1	Plugg	Plug			UTL	2520
	52	1	1	–	–	692081-3	Stoppning	Upholstery		8		2530
	53	5	5	–	–	678274-2	Clips	Clip				2540
	54	5	5	–	–	677517-5	Taksprygel	Roof bow			UTL	2550
		1	1	–	–	677517-5	Taksprygel	Roof bow			MTL	2560

9. Enhet kvadratmeter. Metervarans bredd = 130 cm. Unit: Square metres. Width of material = 130 cm. Unités, en mètres carrés. Au mètre de largeur 130 cm. Einheit, Quadratmeter. Breite der Meterware = 130 cm. Unidad, en metros cuadrados. Por metro, ancho 130 cm.

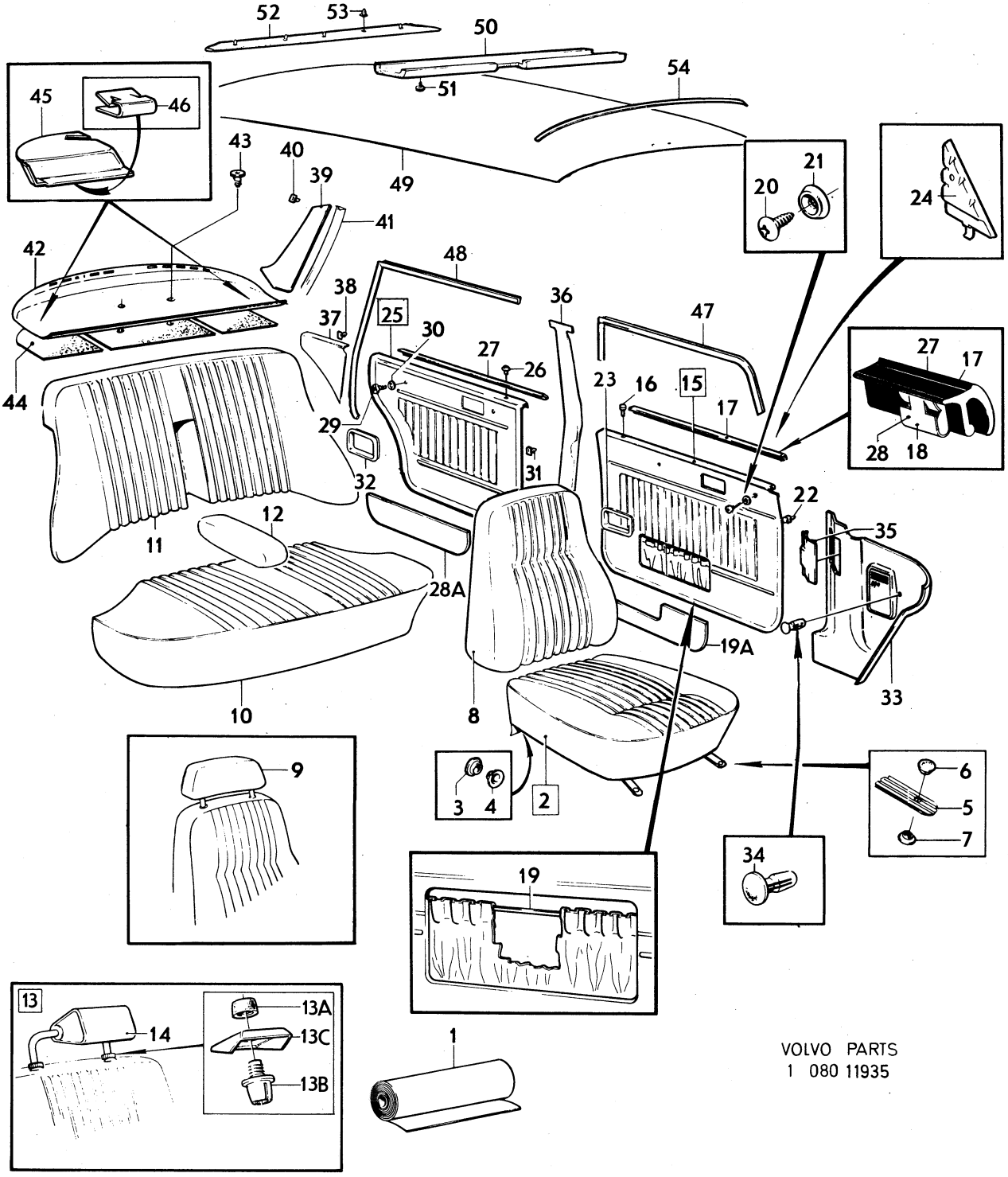

VOLVO PARTS
1 080 11935

Sida Page	Grupp Group	Innerklädsel, 144 klädselkombination	Upholstery, 144 upholstery combination	Illustration	3300
266	8	559, 560	559, 560	11935 1980–04	

Pos. Fig.	Antal/Quantity 559	560			Artikel nr Part No	Benämning	Description	Sats Kit	B P S R	Anmärkning Notes	
	1	1	–	–	681569-0	Taksprygel	Roof bow			MTL	2570

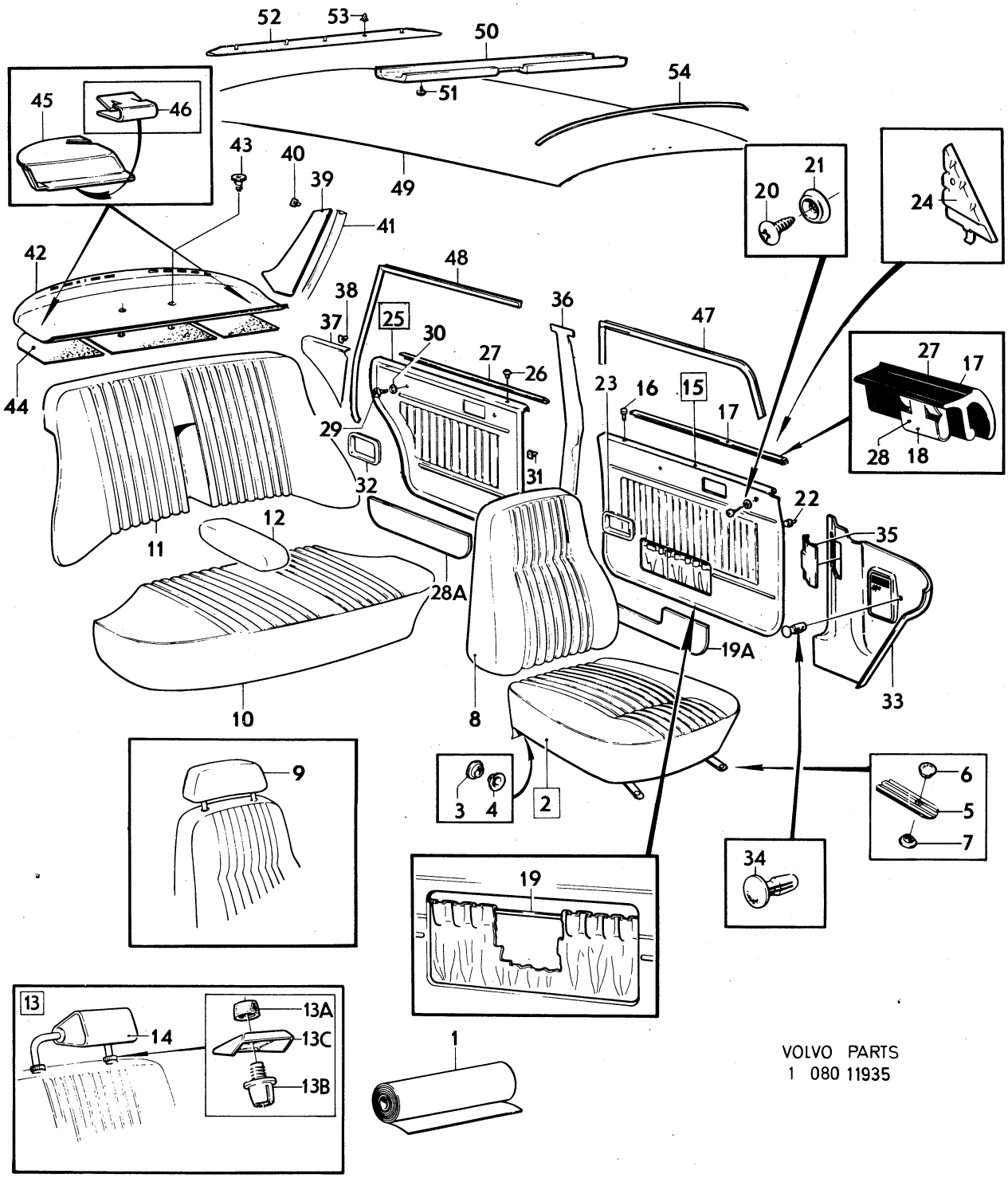

VOLVO PARTS
1 080 11935

Sida Page	Grupp Group	Innerklädsel, 144 klädselkombination 562, 565	Upholstery, 144 upholstery combination 562, 565	Illustration 11935 1980–04	3350
268	8				

Pos. Fig.	Antal/Quantity 562	565			Artikel nr Part No	Benämning	Description	Sats Kit	B P S R	Anmärkning Notes	
1	ERF	–	–	–	699287-9	Trikåplast, tobaksbrun	Plastic–coated fabric, elastic, tobacco brown			8) METERVARA	0020 0040
	ERF	–	–	–	699287-9	Vävplast, tobaksbrun	Plastic–coated fabric, tobacco brown			9) (699292) METERVARA	0060 0080
	–	–	–	–		Produktskylten stämplad 562	Designation plate stamped 562				0100 0120 0140
	–	ERF	–	–	699383-6	Tyg, svart	Material, black			8) METERVARA	0160
	–	ERF	–	–	699288-7	Trikåplast, svart	Plastic–coated fabric, elastic, black			8) METERVARA	0180 0200
	–	ERF	–	–	699293-7	Vävplast, svart	Plastic–coated fabric, black			9) METERVARA	02 0240
	–	–	–	–		Produktskylten stämplad 565	Designation plate stamped 565				0260 0280 0300
2	2	–	–	–	697761-5	Klädsel	Cover				0320
	–	2	–	–	697829-0	Klädsel	Cover				03
3	4	12	–	–	94944-6	.Knapp	.Button				036
4	4	12	–	–	94945-3	.Hållare	.Retainer				0380
5	4	–	–	–	1224372-1	.Stropp	.Strap			(1204947)	0400
6	4	–	–	–	94944-6	..Knapp	..Button				0420
7	4	–	–	–	94945-3	..Hållare	..Retainer				0440
8	2	–	–	–	697763-1	Klädsel	Cover				0460
	–	2	–	–	697831-6	Klädsel	Cover				0480
9	2	–	–	–	697774-8	Klädsel	Cover				0500
	–	2	–	–	697808-4	Klädsel	Cover				0520
10	1	–	–	–	697766-4	Klädsel	Cover				0540
	–	1	–	–	697833-2	Klädsel	Cover		8		0560
11	1	–	–	–	697770-6	Klädsel	Cover		8		0580
	–	1	–	–	697837-3	Klädsel	Cover				0600
12	1	–	–	–	697778-9	Klädsel	Cover				0620
13	2	2	–	–	283046-1	Nackskydd baksäte, svart klädsel	Head restraint, rear seat, black cover		8	4)	0640 0660 0680
13a	4	4	–	–	1221032-4	.Låsmuff	.Lock unit				0700
13b	4	4	–	–	688900-0	.Fäste	.Anchorage				0720
13c	4	4	–	–	1224010-7	.Täckbricka	.Cover plate		8		0740
14	2	–	–	–	697776-3	Klädsel	Cover		8	4)	07
	–	2	–	–	697810-0	Klädsel	Cover			4)	078
15	1	–	–	–	697784-7	Dörrpanel, V	Door panel, L				0800
x	–	1	–	–	698932-1	Dörrpanel, V	Door panel, L		5	(697847)	0820
	1	–	–	–	697785-4	Dörrpanel, H	Door panel, R				0840
	–	1	–	–	697849-8	Dörrpanel, H	Door panel, R				0860
16	2	2	–	–	677003-6	.Bussning	.Bushing				08
x 17	2	2	–	–	1264547-9	.List, ämne	.Moulding, blank		5	(1210425)	090
18	16	16	–	–	1210439-4	.Clips	.Clip				0920
19	600	600	–	–	1224099-0	.Resårband	.Rubber strap			(13391) METERVARA 2 X 300	0940 0960
19a	–	–	–	–	649616-0	Sparkplåt	Scuff guard		8	TAXI	0980
20	4	4	–	–	955156-5	Skruv	Screw				1000
21	4	4	–	–	959057-1	Bricka	Washer				1020
22	40	40	–	–	680097-3	Fäste	Anchorage				1040

4. Ej standardutrustning. Säljes som tillbehör. Optional extra. N'est pas equipement standard. Est vendur comme accessoire. Nicht serienmässig. Verkauf als Zubehör. No forma parti del equipo standard. Se vende como accesorio.
8. Enhet längdmeter. Metervarans bredd = 150 cm. Unit. Linear metre. Width of material = 150 cm. Unité, en mètres. Au mètre, de largeur 150 cm. Einheit, laufendes Meter. Breite der Meterware = 150 cm. Unidad, en metros. Por metro, ancho 150 cm.
9. Enhet kvadratmeter. Metervarans bredd = 130 cm. Unit: Square metres. Width of material = 130 cm. Unités, en mètres carrés. Au mètre de largeur 130 cm. Einheit, Quadratmeter. Breite der Meterware = 130 cm. Unidad, en metros cuadrados. Por metro, ancho 130 cm.

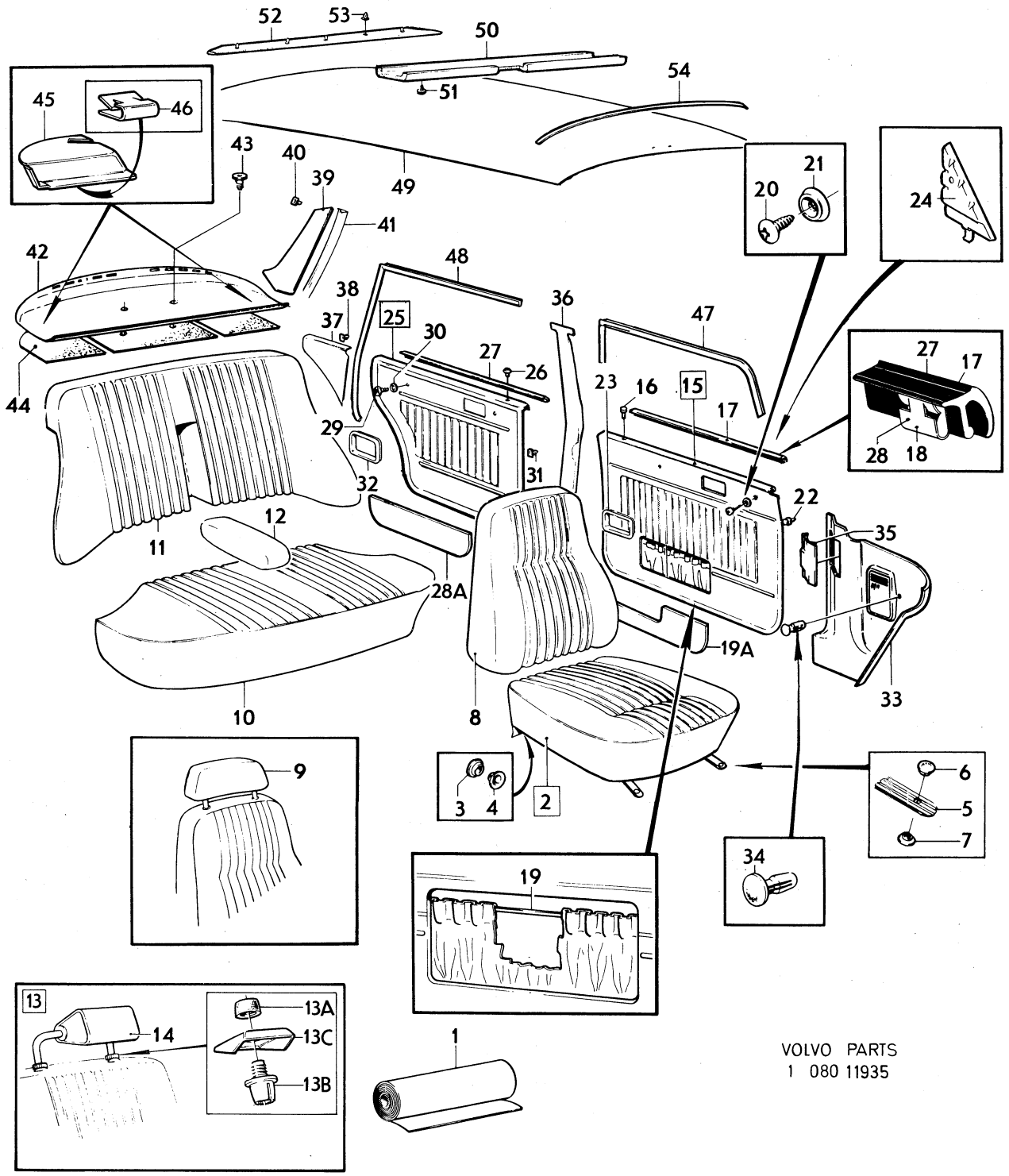

VOLVO PARTS
1 080 11935

Sida Page	Grupp Group	Innerklädsel, 144	Upholstery, 144	Illustration	3350
		klädselkombination	upholstery combination	11935	
270	8	562, 565	562, 565	1980–04	

	Pos. Fig.	Antal/Quantity 562	565			Artikel nr Part No	Benämning	Description	Sats Kit	B P S R	Anmärkning Notes	
	23	2	2	–	–	1210476-6	Sarg	Frame				1060
	24	1	1	–	–	1204630-6	Panel, V	Panel, L				1080
		1	1	–	–	1204631-4	Panel, H	Panel, R				1100
	25	1	–	–	–	697786-2	Dörrpanel, V	Door panel, L		8		1120
x		–	1	–	–	1241389-4	Dörrpanel, V	Door panel, L		5	(697851) (698936)	1140
		1	–	–	–	697787-0	Dörrpanel, H	Door panel, R				1160
x		–	1	–	–	1241393-6	Dörrpanel, H	Door panel, R		5	(697853) (698937)	1180
	26	2	2	–	–	677003-6	.Bussning	.Bushing				1200
x	27	2	2	–	–	1264547-9	.List, ämne	.Moulding, blank		5	(1210425)	1220
	28	16	16	–	–	1210439-4	.Clips	.Clip				1240
	28a	–	–	–	–	674775-2	Sparkplåt	Scuff guard		8	TAXI	[illegible]
	29	4	4	–	–	955154-0	Skruv	Screw				[illegible]
	30	4	4	–	–	959057-1	Bricka	Washer				1300
	31	32	32	–	–	680097-3	Fäste	Anchorage				1320
	32	2	2	–	–	1210476-6	Sarg	Frame				1340
	33	1	1	–	–	1210666-2	Panel, V	Panel, L		5	ERS AV 1 ST 1224756–5,	1360
											1 ST 1224832–4,	[illegible]
											1 ST 1224833–2,	[illegible]
											1 ST 1264867–1	1420
		1	1	–	–	1221109-0	Panel, H	Panel, R				1440
x	34	2	2	–	–	948690-3	Clips	Clip		2	(945790)	1460
	35	1	1	–	–	1207699-8	Lucka	Lid				1480
	36	1	1	–	–	1204806-2	Panel, V	Panel, L			SBUR	1500
		1	1	–	–	1204824-5	Panel, V	Panel, L			SBMR	1520
		1	1	–	–	1204807-0	Panel, H	Panel, R			SBUR	1540
		1	1	–	–	1204825-2	Panel, H	Panel, R			SBMR	1560
	37	1	–	–	–	697788-8	Panel, V	Panel, L				1580
		–	1	–	–	697820-9	Panel, V	Panel, L				1600
		1	–	–	–	697789-6	Panel, H	Panel, R				1620
		–	1	–	–	697821-7	Panel, H	Panel, R				1640
	38	2	2	–	–	680097-3	Fäste	Anchorage				1660
	39	1	1	–	–	695610-6	Panel, V	Panel, L				1680
		1	1	–	–	695611-4	Panel, H	Panel, R		8		1700
	40	8	8	–	–	680097-3	Fäste	Anchorage				1720
	41	1	1	–	–	692818-8	Stoppning, V	Upholstery, L				1740
		1	1	–	–	692819-6	Stoppning, H	Upholstery, R				1760
x	42	1	–	–	–	1264913-3	Hatthylla	Hat shelf		5	(1210876) (1224394)	1780
											EXCL USA, CAN	[illegible]
x		1	–	–	–	1264885-3	Hatthylla	Hat shelf		5	(1221046) USA, CAN	[illegible]
x		–	1	–	–	1264913-3	Hatthylla	Hat shelf		5	(1210578) (1224387)	1840
											ALT 1	1860
x		–	1	–	–	1264913-3	Hatthylla	Hat shelf		5	(1210598) (1224387)	1880
											ALT 2	1900
	43	2	2	–	–	1221346-8	Fäste	Anchorage				[illegible]
	44	1	1	–	–	1213462-3	Isoleringsmatta, V	Insulating matting, L				[illegible]
		1	1	–	–	1213463-1	Isoleringsmatta, H	Insulating matting, R				1960
		1	1	–	–	1213476-3	Isoleringsmatta, mitt	Insulating matting,				1980
								centre				2000
	45	1	–	–	–	1210580-5	Kåpa, säkerhetsbälte, V	Casing, safety belt, L			USA, CAN	2020
		1	–	–	–	1210581-3	Kåpa, säkerhetsbälte, H	Casing, safety belt, R			USA, CAN	2040
	46	2	–	–	–	1221347-6	Clips	Clip			USA, CAN	2060
x	47	5200	5200	–	–	1254784-0	Kantskyddslist	Edge moulding		2	(678238) 2X2600	2080
x	48	5200	5200	–	–	1254784-0	Kantskyddslist	Edge moulding		2	(678238) 2X2600	2100
	49	1	1	–	–	691865-0	Innertak	Head lining			UTL	2120
		1	1	–	–	692702-4	Innertak	Head lining			MTL	2140
		ERF	ERF	–	–	99755-1	.Trikåplast	.Plastic–coated fabric		8	9)	2160
	50	1	1	–	–	692067-2	Stoppning	Upholstery			UTL	2180
	51	6	6	–	–	666629-1	Plugg	Plug			UTL	2200

9. Enhet kvadratmeter. Metervarans bredd = 130 cm. Unit: Square metres. Width of material = 130 cm. Unités, en mètres carrés. Au mètre de largeur 130 cm. Einheit, Quadratmeter. Breite der Meterware = 130 cm. Unidad, en metros cuadrados. Por metro, ancho 130 cm.

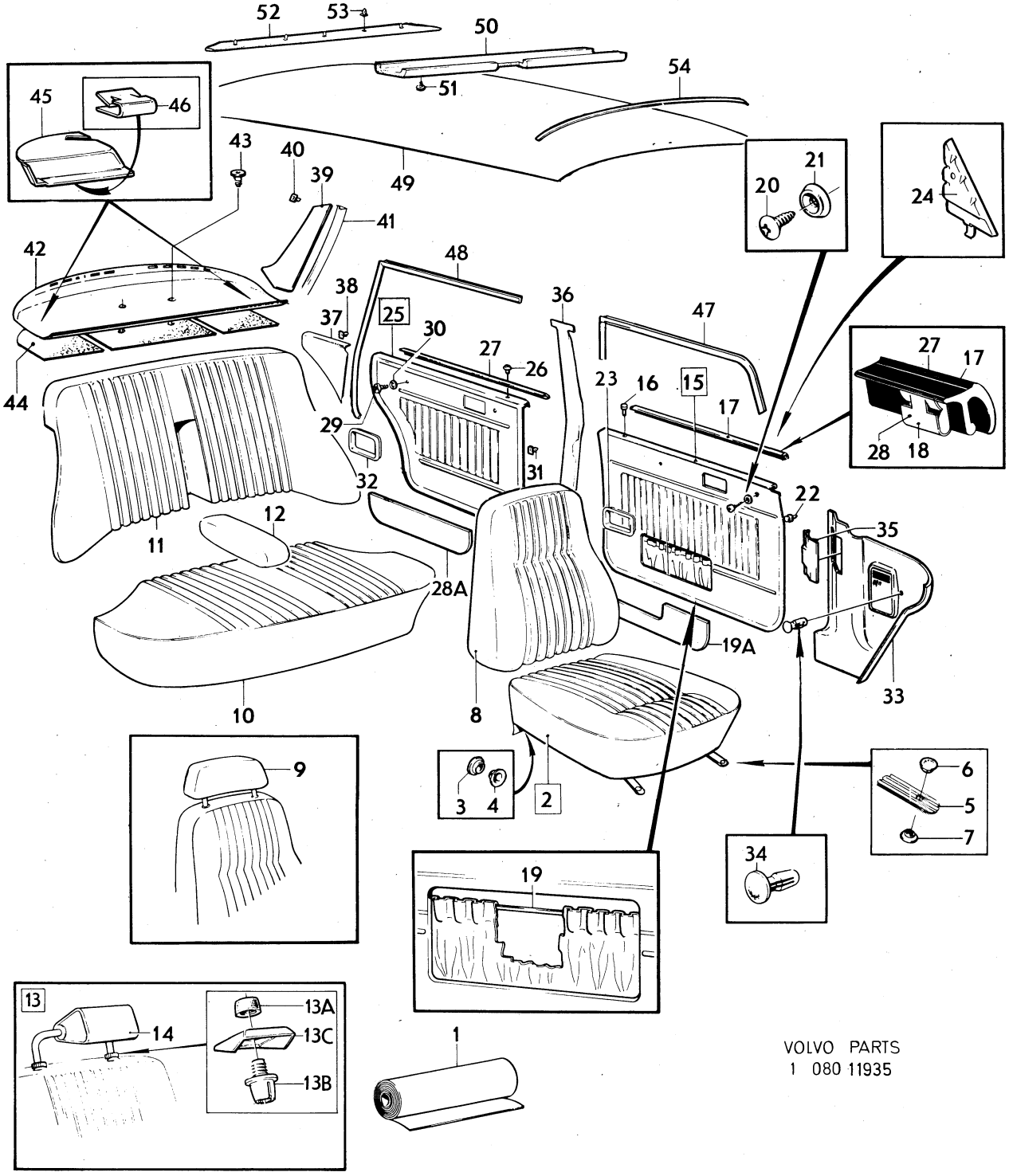

VOLVO PARTS
1 080 11935

Sida Page	Grupp Group	Innerklädsel, 144 klädselkombination	Upholstery, 144 upholstery combination	Illustration 11935	3350
272	8	562, 565	562, 565	1980–04	

Pos. Fig.	Antal/Quantity 562	565			Artikel nr Part No	Benämning	Description	Sats Kit	B P S R	Anmärkning Notes	
52	1	1	–	–	692081-3	Stoppning	Upholstery		8		2220
53	5	5	–	–	678274-2	Clips	Clip				2240
54	5	5	–	–	677517-5	Taksprygel	Roof bow			UTL	2260
	1	1	–	–	677517-5	Taksprygel	Roof bow			MTL	2280
	1	1	–	–	681569-0	Taksprygel	Roof bow			MTL	2300

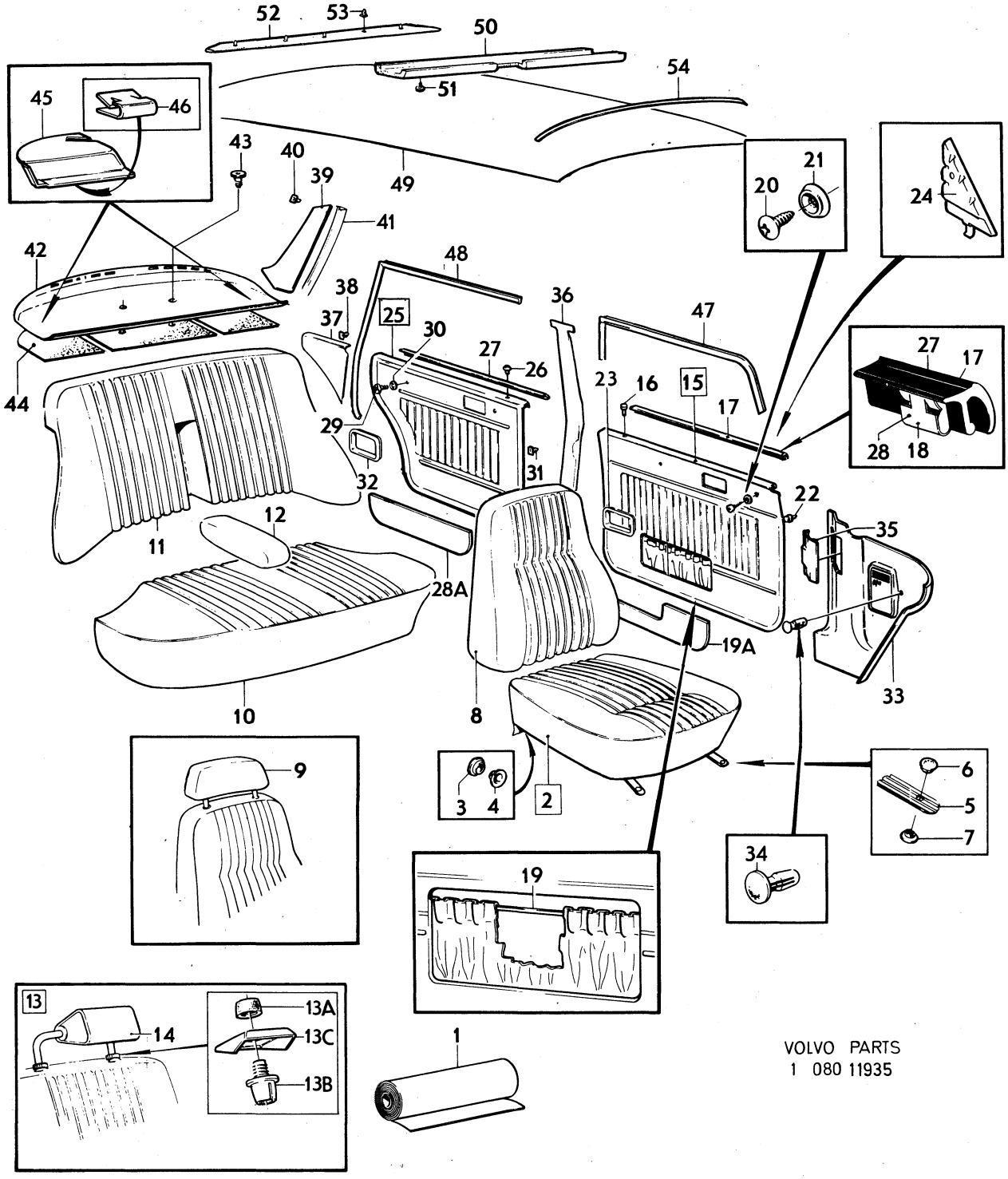

VOLVO PARTS
1 080 11935

Sida Page	Grupp Group	Innerklädsel, 144	Upholstery, 144	Illustration	3400
		klädselkombination 567, 999	upholstery combination 567, 999	11935	
274	8			1980–04	

Pos. Fig.	Antal/Quantity 567	999			Artikel nr Part No	Benämning	Description	Sats Kit	B P S R	Anmärkning Notes	
1	ERF	–	–	–	699373-7	Tyg, guldfärgat	Material, light gold			8) METERVARA	0020
	ERF	–	–	–	699374-5	Vävplast, guldfärgad	Plastic–coated fabric, light gold		6	9) METERVARA	0040 0060
	–	–	–	–		Produktskylten stämplad 567	Designation plate stamped 567				0080 0100 0120
	–	ERF	–	–		Läder, vinrött	Leather, maroon		8		0140
x	–	ERF	–	–	699379-4	Vävplast, vinröd	Plastic–coated fabric, maroon		6	9) (699291) METERVARA	0160 0180
	–	–	–	–		Produktskylten stämplad 999	Designation plate stamped 999				0200 0[illegible] 0240
2	2	–	–	–	698363-9	Klädsel	Cover				0260
	–	2	–	–	697868-8	Klädsel	Cover				0280
3	4	4	–	–	94944-6	.Knapp	.Button				0300
4	4	4	–	–	94945-3	.Hållare	.Retainer				0320
5	4	4	–	–	1224372-1	.Stropp	.Strap			(1204947)	0[illegible]
6	4	4	–	–	94944-6	..Knapp	..Button				0[illegible]
7	4	4	–	–	94945-3	..Hållare	..Retainer				0380
8	2	–	–	–	698364-7	Klädsel	Cover		8		0400
	–	2	–	–	697869-6	Klädsel	Cover				0420
9	2	–	–	–	698369-6	Klädsel	Cover				0440
	–	2	–	–	697664-1	Klädsel	Cover				0460
10	1	–	–	–	698365-4	Klädsel	Cover				0480
	–	1	–	–	697870-4	Klädsel	Cover				0500
11	1	–	–	–	698366-2	Klädsel	Cover				0520
	–	1	–	–	697871-2	Klädsel, V	Cover, L				0540
	–	1	–	–	697872-0	Klädsel, H	Cover, R				0560
12	1	–	–	–	698367-0	Klädsel	Cover				0580
	–	1	–	–	697894-4	Klädsel	Cover				0600
13	2	2	–	–	283046-1	Nackskydd baksäte, svart klädsel	Head restraint, rear seat, black cover		8	4)	0620 0640 0641
13a	4	4	–	–	1221032-4	.Låsmuff	.Lock unit				0660
13b	4	4	–	–	688900-0	.Fäste	.Anchorage				0680
13c	4	4	–	–	1224010-7	.Täckbricka	.Cover plate		8		0700
14	2	2	–	–	698370-4	Klädsel	Cover		8	4)	0720
15	1	–	–	–	698376-1	Dörrpanel, V	Door panel, L				07[illegible]
	–	1	–	–	697674-0	Dörrpanel, V	Door panel, L				07[illegible]
	1	–	–	–	698377-9	Dörrpanel, H	Door panel, R				0780
x	–	1	–	–	698525-3	Dörrpanel, H	Door panel, R		5	(697675)	0800
16	2	2	–	–	677003-6	.Bussning	.Bushing				0820
x 17	2	2	–	–	1264547-9	.List, ämne	.Moulding, blank		5	(1210425)	0840
18	16	16	–	–	1210439-4	.Clips	.Clip				0[illegible]
19	600	600	–	–	1224099-0	.Resårband	.Rubber strap			METERVARA 2 X 300	0[illegible]
19a	–	–	–	–	649616-0	Sparkplåt	Scuff guard		8	TAXI	0900
20	4	4	–	–	955156-5	Skruv	Screw				0920
21	4	4	–	–	959057-1	Bricka	Washer				0940
22	40	40	–	–	680097-3	Fäste	Anchorage				0960
23	2	2	–	–	1210476-6	Sarg	Frame				0980
24	1	1	–	–	1204630-6	Panel, V	Panel, L				1000
	1	1	–	–	1204631-4	Panel, H	Panel, R				1020

4. Ej standardutrustning. Säljes som tillbehör. Optional extra. N'est pas equipement standard. Est vendur comme accessoire. Nicht serienmässig. Verkauf als Zubehör. No forma parti del equipo standard. Se vende como accesorio.
8. Enhet längdmeter. Metervarans bredd = 150 cm. Unit. Linear metre. Width of material = 150 cm. Unité, en mètres. Au mètre, de largeur 150 cm. Einheit, laufendes Meter. Breite der Meterware = 150 cm. Unidad, en metros. Por metro, ancho 150 cm.
9. Enhet kvadratmeter. Metervarans bredd = 130 cm. Unit: Square metres. Width of material = 130 cm. Unités, en mètres carrés. Au mètre de largeur 130 cm. Einheit, Quadratmeter. Breite der Meterware = 130 cm. Unidad, en metros cuadrados. Por metro, ancho 130 cm.

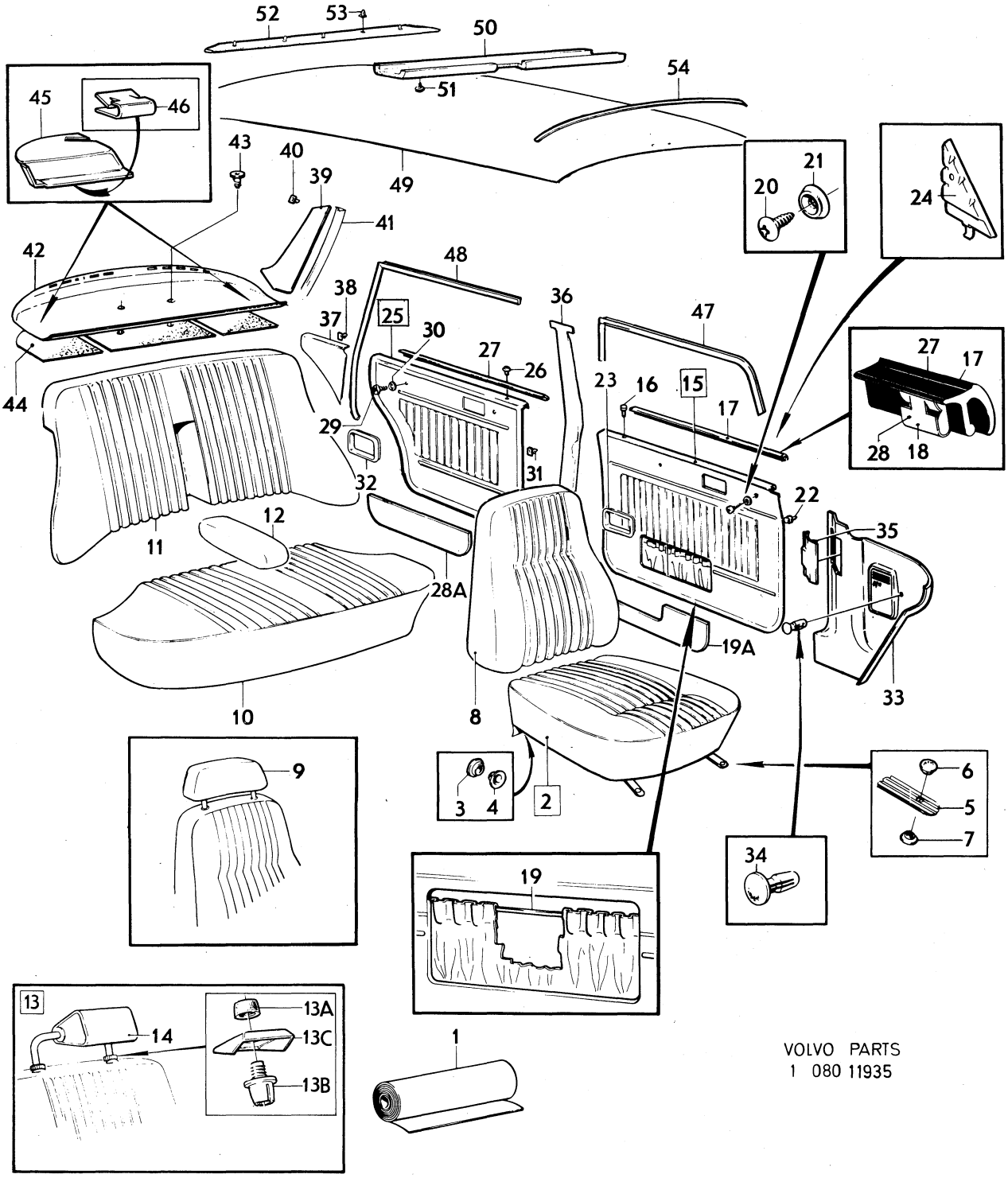

VOLVO PARTS
1 080 11935

Sida Page	Grupp Group	Innerklädsel, 144	Upholstery, 144	Illustration 3400
276	8	klädselkombination 567, 999	upholstery combination 567, 999	11935 1980–04

	Pos. Fig.	Antal/Quantity 567	999			Artikel nr Part No	Benämning	Description	Sats Kit	B P S R	Anmärkning Notes	
	25	1	–	–	–	698378-7	Dörrpanel, V	Door panel, L				1040
x		–	1	–	–	698530-3	Dörrpanel, V	Door panel, L		5	(697676)	1060
		1	–	–	–	698379-5	Dörrpanel, H	Door panel, R		8		1080
x		–	1	–	–	698535-2	Dörrpanel, H	Door panel, R		5	(697677)	1100
	26	2	2	–	–	677003-6	.Bussning	.Bushing				1120
x	27	2	2	–	–	1264547-9	.List, ämne	.Moulding, blank		5	(1210425)	1140
	28	16	16	–	–	1210439-4	.Clips	.Clip				1160
	28a	–	–	–	–	674775-2	Sparkplåt	Scuff guard		8	TAXI	1180
	29	4	4	–	–	955154-0	Skruv	Screw				1200
	30	4	4	–	–	959057-1	Bricka	Washer				1220
	31	32	32	–	–	680097-3	Fäste	Anchorage				1[illegible]
	32	2	2	–	–	1210476-6	Sarg	Frame				12[illegible]
	33	1	1	–	–	1210666-2	Panel, V	Panel, L		5	ERS AV 1 ST 1224756–5,	1280
											1 ST 1224832–4,	1281
											1 ST 1224833–2,	1282
											1 ST 1264867–1	1283
		1	1	–	–	1221109-0	Panel, H	Panel, R				1[illegible]
x	34	2	2	–	–	948690-3	Clips	Clip		2	(945790)	13[illegible]
	35	1	1	–	–	1207699-8	Lucka	Lid				1340
	36	1	1	–	–	1204806-2	Panel, V	Panel, L			SBUR	1360
		1	1	–	–	1204824-5	Panel, V	Panel, L			SBMR	1380
		1	1	–	–	1204807-0	Panel, H	Panel, R			SBUR	1400
		1	1	–	–	1204825-2	Panel, H	Panel, R			SBMR	1420
	37	1	–	–	–	698380-3	Panel, V	Panel, L				1440
x		–	1	–	–	698540-2	Panel, V	Panel, L		5	(697678)	1460
		1	–	–	–	698381-1	Panel, H	Panel, R				1480
x		–	1	–	–	698545-1	Panel, H	Panel, R		5	(697679)	1500
	38	2	2	–	–	680097-3	Fäste	Anchorage				1520
	39	1	1	–	–	695610-6	Panel, V	Panel, L				1540
		1	1	–	–	695611-4	Panel, H	Panel, R		8		1560
	40	8	8	–	–	680097-3	Fäste	Anchorage				1580
	41	1	1	–	–	692818-8	Stoppning, V	Upholstery, L				1600
		1	1	–	–	692819-6	Stoppning, H	Upholstery, R				1620
x	42	1	–	–	–	1264913-3	Hatthylla	Hat shelf		5	(1210876) (1224394)	1640
											EXCL USA, CAN	1641
x		1	–	–	–	1264885-3	Hatthylla	Hat shelf		5	(1221046) USA, CAN	1660
x		–	1	–	–	1264885-3	Hatthylla	Hat shelf		5	(1221044) (1224392)	1680
											CAN	16[illegible]
	43	2	2	–	–	1221346-8	Fäste	Anchorage				17[illegible]
	44	1	1	–	–	1213462-3	Isoleringsmatta, V	Insulating matting, L				1720
		1	1	–	–	1213463-1	Isoleringsmatta, H	Insulating matting, R				1740
		1	1	–	–	1213476-3	Isoleringsmatta, mitt	Insulating matting,				1760
								centre				1780
	45	1	1	–	–	1210580-5	Kåpa, säkerhetsbälte, V	Casing safety belt, L			USA, CAN	18[illegible]
		1	1	–	–	1210581-3	Kåpa, säkerhetsbälte, H	Casing safety belt, R			USA, CAN	18[illegible]
	46	2	2	–	–	1221347-6	Clips	Clip			USA, CAN	1840
x	47	5200	5200	–	–	1254784-0	Kantskyddslist	Edge moulding		2	(678238)	1860
x	48	5200	5200	–	–	1254784-0	Kantskyddslist	Edge moulding		2	(678238)	1880
	49	1	1	–	–	691865-0	Innertak	Head lining			UTL	1900
		1	1	–	–	692702-4	Innertak	Head lining			MTL	1920
		ERF	ERF	–	–	99755-1	.Trikåplast	.Plastic–coated fabric		8	9)	1940
	50	1	1	–	–	692067-2	Stoppning	Upholstery			UTL	1960
	51	6	6	–	–	666629-1	Plugg	Plug			UTL	1980
	52	1	1	–	–	692081-3	Stoppning	Upholstery		8		2000
	53	5	5	–	–	678274-2	Clips	Clip				2020
	54	5	5	–	–	677517-5	Taksprygel	Roof bow			UTL	2040
		1	1	–	–	677517-5	Taksprygel	Roof bow			MTL	2060
		1	1	–	–	681569-0	Taksprygel	Roof bow			MTL	2080

9. Enhet kvadratmeter. Metervarans bredd = 130 cm. Unit: Square metres. Width of material = 130 cm. Unités, en mètres carrés. Au mètre de largeur 130 cm. Einheit, Quadratmeter. Breite der Meterware = 130 cm. Unidad, en metros cuadrados. Por metro, ancho 130 cm.

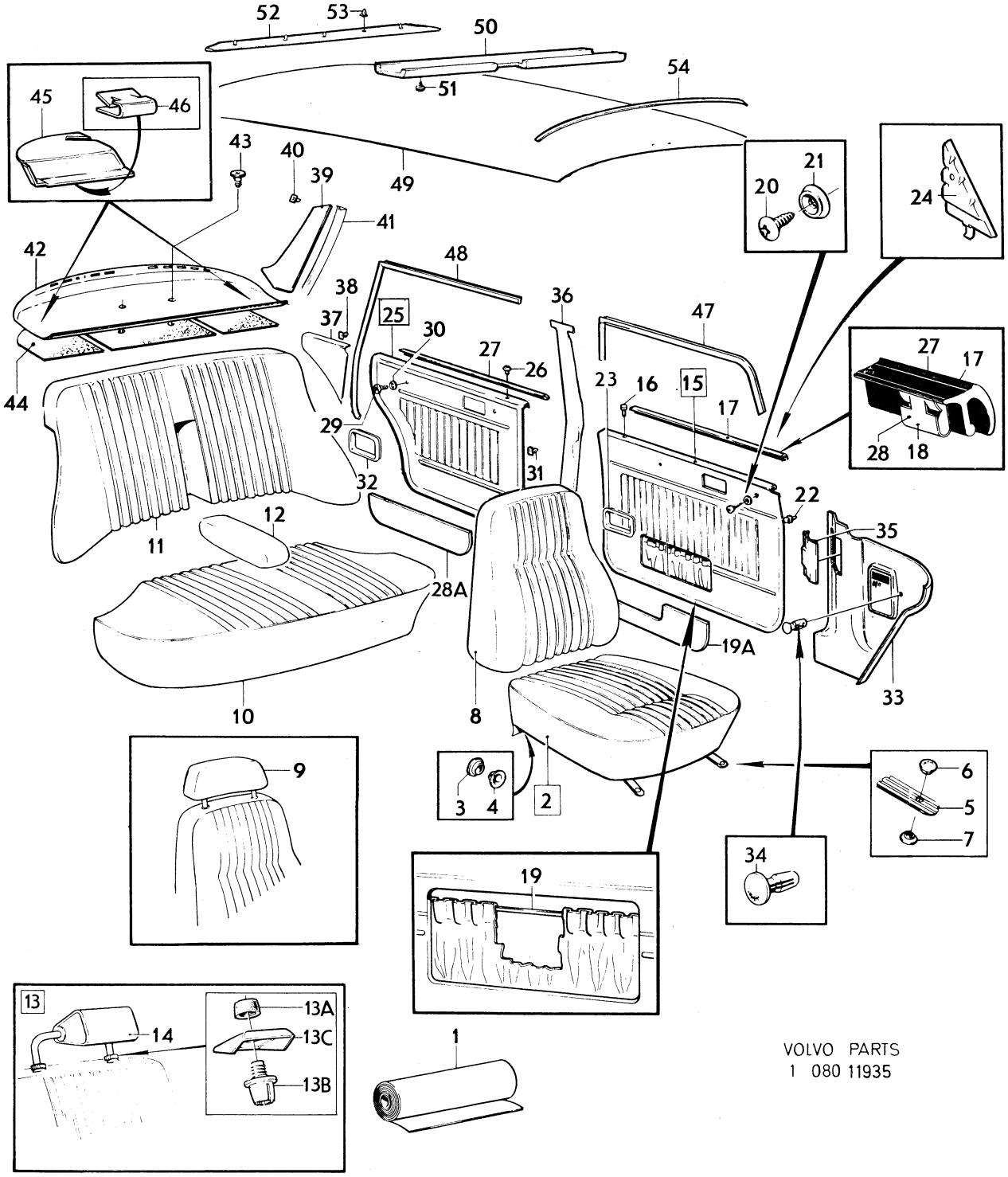

VOLVO PARTS
1 080 11935

Sida Page	Grupp Group	Innerklädsel, 145 NT	Upholstery, 145 NT	Illustration	3450
		klädselkombination	upholstery combination	11950	
278	8	240, 241, 243, 245	240, 241, 243, 245	1980–04	

Pos. Fig.	Antal/Quantity 240	241	243	245	Artikel nr Part No	Benämning	Description	Sats Kit	B P S R	Anmärkning Notes	
1	ERF	–	–	–	699309-1	Tyg, blått randigt	Material, blue stripe			8) METERVARA	1010
	ERF	–	–	–	699284-6	Vävplast, blå	Plastic–coated fabric, blue			9) (699289) METERVARA	1020 1030
	–	–	–	–		Produktskylten stämplad 240	Designation plate stamped 240				1040 1050 1060
	–	ERF	–	–	699280-4	Tyg, vinrött	Material, maroon			8) METERVARA	1070
x	–	ERF	–	–	699379-4	Vävplast, vinröd	Plastic–coated fabric, maroon		6	9) (699291) METERVARA	1080 1090
	–	–	–	–		Produktskylten stämplad 241	Designation plate stamped 241				1100 [illegible]
	–	–	ERF	–	699209-3	Tyg, tobaksbrunt	Material, tobacco brown			8) METERVARA	1130
	–	–	ERF	–	699287-9	Vävplast, tobaksbrun	Plastic–coated fabric, tobacco brown			9) (699292) METERVARA	1140 1150
	–	–	–	–		Produktskylten stämplad 243	Designation plate stamped 243				1160 [illegible]
	–	–	–	ERF	699284-6	Trikåplast, blå	Plastic–coated fabric, elastic, blue			8) METERVARA	1190 1200
	–	–	–	ERF	699284-6	Vävplast, blå	Plastic–coated fabric, blue			9) (699289) METERVARA	1210 1220
	–	–	–	–		Produktskylten stämplad 245	Designation plate stamped 245				1230 1240 1250
2	2	–	–	–	697400-0	Klädsel	Cover			(698713) EXCL VENV CH– OMKR 235200.	1260 1261
	2	–	–	–	697400-0	Klädsel	Cover			EXCL VENV CH OMKR 235200–. VENV.	1270 1271 1272
	–	2	–	–	697650-0	Klädsel	Cover			STD	1280
	–	2	–	–	248056-4	Klädsel	Cover		6	S–1780, S–1783	1290
	–	–	2	–	697760-7	Klädsel	Cover			STD	1300
	–	–	2	–	248058-0	Klädsel	Cover		6	S–1780, S–1783	1310
	–	–	–	2	697401-8	Klädsel	Cover		8		1320
3	4	4	4	4	94944-6	.Knapp	.Button				1330
4	4	4	4	4	94945-3	.Hållare	.Retainer				1340
5	4	4	4	4	1224372-1	.Stropp	.Strap			(1204947)	1350
6	4	4	4	4	94944-6	..Knapp	..Button				[illegible]
7	4	4	4	4	94945-3	..Hållare	..Retainer				1370
8	2	–	–	–	697402-6	Klädsel	Cover			(698724)	1380
	–	–	–	–						CH– OMKR 235200.	1381
	2	–	–	–	697402-6	Klädsel	Cover			EXCL VENV CH OMKR 235200–. VENV.	1390 [illegible]
	–	2	–	–	697652-6	Klädsel	Cover		8	STD	1400
	–	2	–	–	248057-2	Klädsel	Cover		6	S–1780, S–1783	1410
	–	–	2	–	697762-3	Klädsel	Cover			STD	1420
	–	–	2	–	248059-8	Klädsel	Cover		5	S–1780, S–1783	1430
	–	–	–	2	697403-4	Klädsel	Cover				1440
9	2	–	–	2	697414-1	Klädsel	Cover				1450
	–	2	–	–	697664-1	Klädsel	Cover				1460
	–	–	2	–	697774-8	Klädsel	Cover				1470
10	1	–	–	–	697407-5	Klädsel	Cover				1480
	–	1	–	–	697657-5	Klädsel	Cover			STD	1490

8. Enhet längdmeter. Metervarans bredd = 150 cm. Unit. Linear metre. Width of material = 150 cm. Unité, en mètres. Au mètre, de largeur 150 cm. Einheit, laufendes Meter. Breite der Meterware = 150 cm. Unidad, en metros. Por metro, ancho 150 cm.
9. Enhet kvadratmeter. Metervarans bredd = 130 cm. Unit: Square metres. Width of material = 130 cm. Unités, en mètres carrés. Au mètre de largeur 130 cm. Einheit, Quadratmeter. Breite der Meterware = 130 cm. Unidad, en metros cuadrados. Por metro, ancho 130 cm.

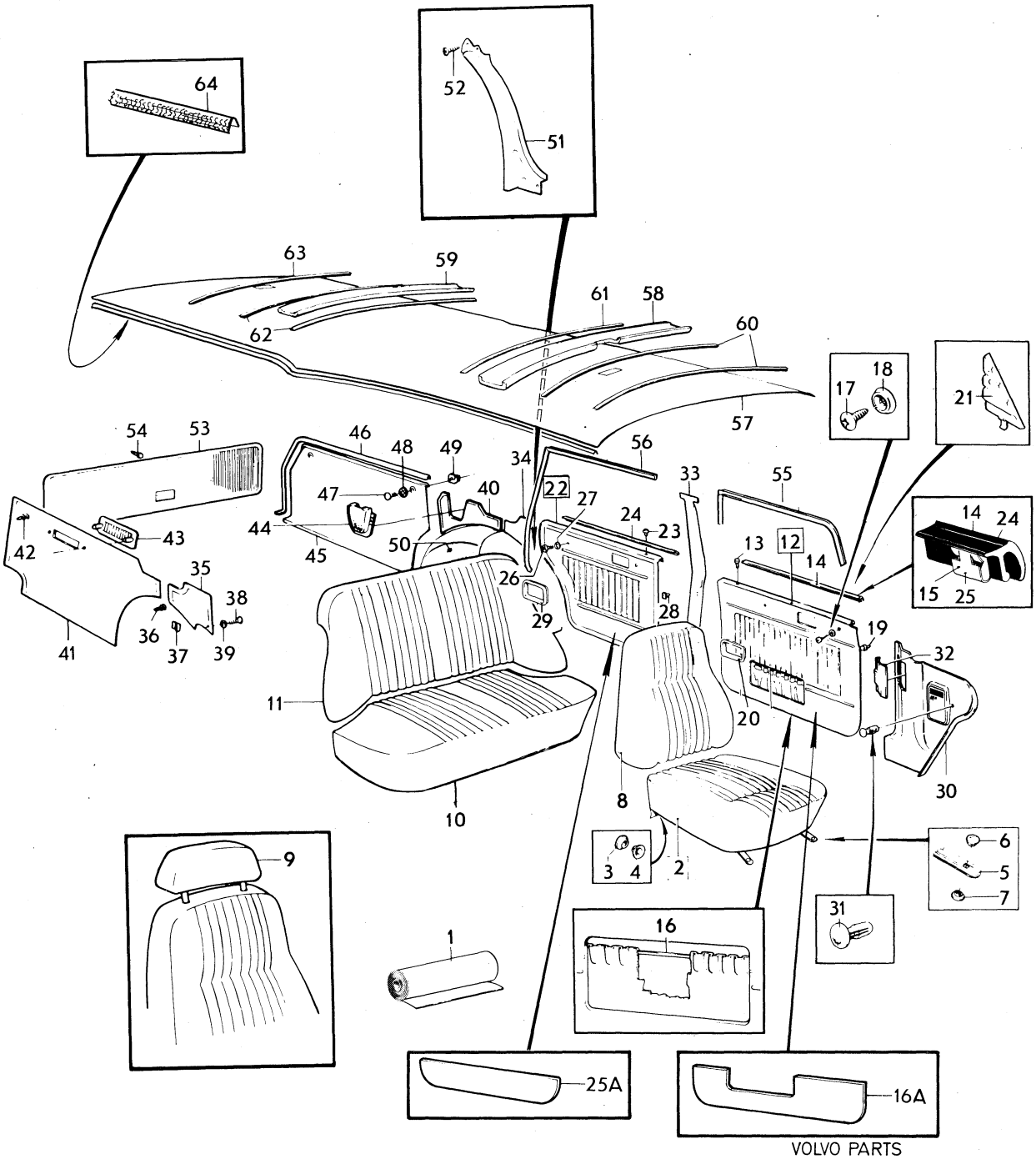

VOLVO PARTS
1 080 11950

Sida Page	Grupp Group	Innerklädsel, 145 NT klädselkombination	Upholstery, 145 NT upholstery combination	Illustration	3450
280	8	240, 241, 243, 245	240, 241, 243, 245	11950 1980–04	

	Pos. Fig.	Antal/Quantity 240	241	243	245	Artikel nr Part No	Benämning	Description	Sats Kit	B P S R	Anmärkning Notes	
x		–	1	–	–	248284-2	Klädsel	Cover		5	(248066) S–1780	1500
		–	1	–	–	248206-5	Klädsel, V	Cover, L		8	S–1783	1510
		–	1	–	–	248207-3	Klädsel, H	Cover, R		8	S–1783	1515
		–	–	1	–	697767-2	Klädsel	Cover			STD	1520
x		–	–	1	–	248613-2	Klädsel	Cover		5	(248068) S–1780	1530
		–	–	1	–	248223-0	Klädsel, V	Cover, L		8	S–1783	1540
		–	–	1	–	248224-8	Klädsel, H	Cover, R		8	S–1783	1545
x		–	–	–	1	698428-0	Klädsel	Cover		5	(697408)	1550
	11	1	–	–	–	697411-7	Klädsel	Cover				2010
		–	1	–	–	697661-7	Klädsel	Cover			STD	2020
x		–	1	–	–	248285-9	Klädsel	Cover		5	(248067) S–1780	20[illegible]
		–	1	–	–	248208-1	Klädsel, V	Cover, L		8	S–1783	2[illegible]
		–	1	–	–	248209-9	Klädsel, H	Cover, R		8	S–1783	2050
		–	–	1	–	697771-4	Klädsel	Cover			STD	2060
x		–	–	1	–	248614-0	Klädsel	Cover		5	(248069) S–1780	2070
		–	–	1	–	248225-5	Klädsel, V	Cover		8	S–1783	2080
		–	–	1	–	248226-3	Klädsel, H	Cover		8	S–1783	20[illegible]
x		–	–	–	1	698442-1	Klädsel	Cover		5	(697412)	2[illegible]
x	12	1	–	–	1	698012-2	Dörrpanel, V	Door panel, L		5	(697424)	2110
		–	1	–	–	697674-0	Dörrpanel, V	Door panel, L				2120
		–	–	1	–	697784-7	Dörrpanel, V	Door panel, L				2130
x		1	–	–	1	698013-0	Dörrpanel, H	Door panel, R		5	(697425)	2140
x		–	1	–	–	698525-3	Dörrpanel, H	Door panel, R		5	(697675)	2150
		–	–	1	–	697785-4	Dörrpanel, H	Door panel, R				2160
	13	2	2	2	2	677003-6	.Bussning	.Bushing				2170
x	14	2	2	2	2	1264547-9	.List, ämne	.Moulding, blank		5	(1210425)	2180
	15	16	16	16	16	1210439-4	.Clips	.Clip				2190
	16	600	600	600	600	1224099-0	.Resårband	.Rubber strap			(13391) METERVARA	2200
											2 X 300	2201
	16a	2	2	2	2	649616-0	Sparkplåt	Scuff guard		8	TAXI	2210
	17	4	4	4	4	955156-5	Skruv	Screw				2220
	18	4	4	4	4	959057-1	Bricka	Washer				2230
	19	40	40	40	40	680097-3	Fäste	Anchorage				2240
	20	2	2	2	2	1210476-6	Sarg	Frame				2250
	21	1	1	1	1	1204630-6	Panel, V	Panel, L				2260
		1	1	1	1	1204631-4	Panel, H	Panel, R				2270
x	22	1	–	–	1	698014-8	Dörrpanel, V	Door panel, L		5	(697426)	2280
x		–	1	–	–	698530-3	Dörrpanel, V	Door panel, L		5	(697676)	2290
		–	–	1	–	697786-2	Dörrpanel, V	Door panel, L		8		2[illegible]
		1	–	–	1	697427-3	Dörrpanel, H	Door panel, R				2310
x		–	1	–	–	698535-2	Dörrpanel, H	Door panel, R		5	(697677)	2320
		–	–	1	–	697787-0	Dörrpanel, H	Door panel, R				2330
	23	2	2	2	2	677003-6	.Bussning	.Bushing				2340
x	24	2	2	2	2	1264547-9	.List, ämne	.Moulding, blank		5	(1210425)	23[illegible]
	25	16	16	16	16	1210439-4	.Clips	.Clip				2[illegible]
	25a	2	2	2	2	674775-2	Sparkplåt	Scuff guard		8	TAXI	2370
	26	4	4	4	4	955154-0	Skruv	Screw				2380
	27	4	4	4	4	959057-1	Bricka	Washer				2390
	28	32	32	32	32	680097-3	Fäste	Anchorage				2400
	29	2	2	2	2	1210476-6	Sarg	Frame				2410
	30	1	1	1	1	1210666-2	Panel, V	Panel, L		5	ERS AV 1 ST 1224756–5,	2420
											1 ST 1224832–4,	2421
											1 ST 1224833–2,	2422
											1 ST 1264867–1	2423
		1	1	1	1	1221109-0	Panel, H	Panel, R				2430
x	31	2	2	2	2	948690-3	Clips	Clip		2	(945790)	2440
	32	1	1	1	1	1207699-8	Lucka	Lid				2450
	33	1	1	1	1	1204806-2	Panel, V	Panel, L			SBUR	2460
		1	1	1	1	1204824-5	Panel, V	Panel, L			SBMR	2470
		1	1	1	1	1204807-0	Panel, H	Panel, R			SBUR	2480
		1	1	1	1	1204825-2	Panel, H	Panel, R			SBMR	2490
	34	1	–	–	1	697430-7	Panel, V	Panel, L				2500
x		–	1	–	–	698550-1	Panel, V	Panel, L		5	(697680)	2510

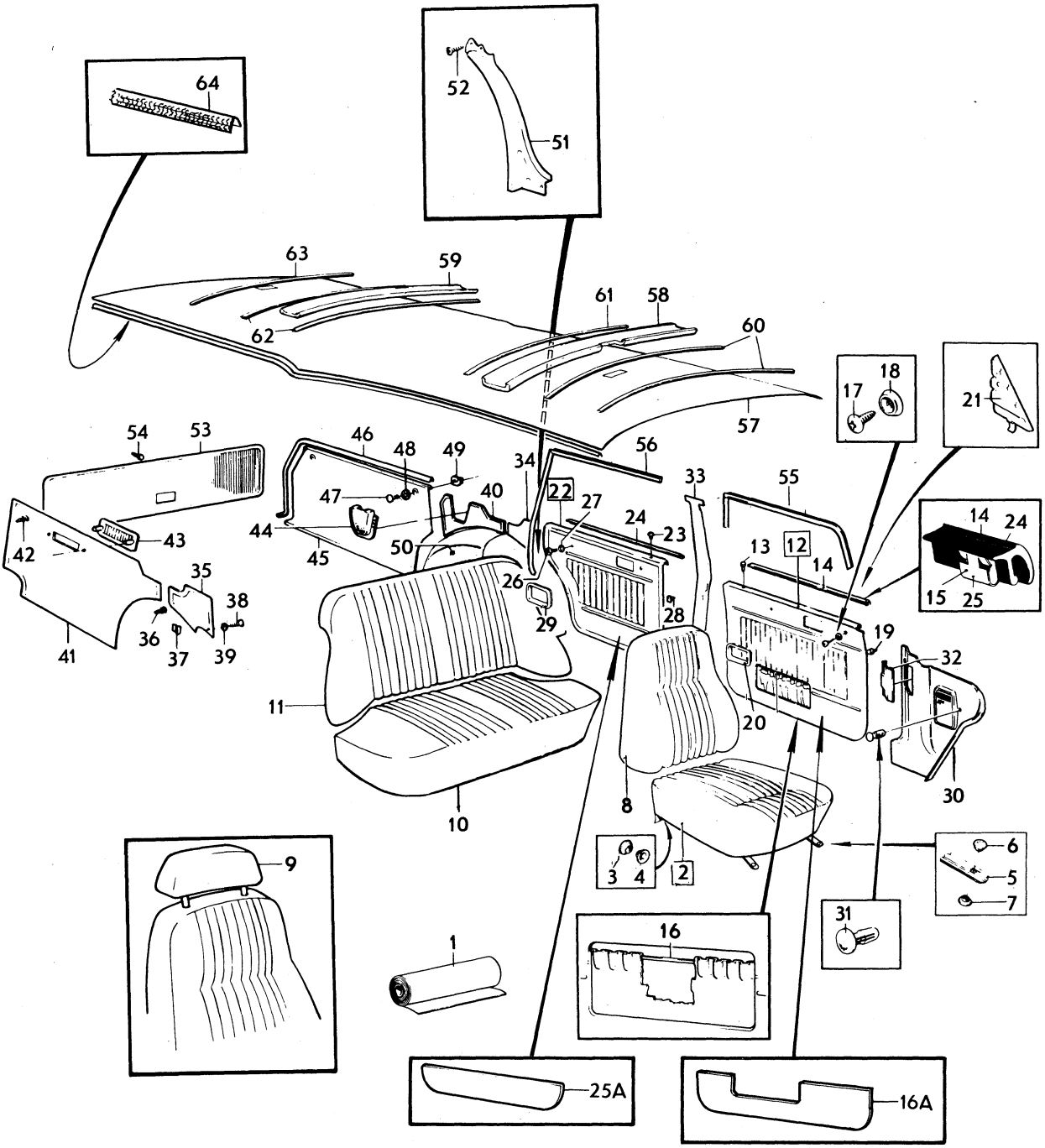

VOLVO PARTS
1 080 11950

Sida Page	Grupp Group	Innerklädsel, 145 NT	Upholstery, 145 NT	Illustration	3450
		klädselkombination	upholstery combination	11950	
282	8	240, 241, 243, 245	240, 241, 243, 245	1980–04	

	Pos. Fig.	Antal/Quantity 240	241	243	245	Artikel nr Part No	Benämning	Description	Sats Kit	B P S R	Anmärkning Notes	
		–	–	1	–	697790-4	Panel, V	Panel, L				2520
	35	1	–	–	1	697431-5	Panel, H	Panel, R				2530
x		–	1	–	–	698555-0	Panel, H	Panel, R		5	(697681)	2540
		–	–	1	–	697791-2	Panel, H	Panel, R				2550
	36	4	4	4	4	680097-3	Fäste	Anchorage				2560
	37	2	2	2	2	680539-4	Klammer	Clamp				2570
	38	2	2	2	2	955154-0	Skruv	Screw				2580
	39	2	2	2	2	959057-1	Bricka	Washer				2590
	40	1	–	–	1	697455-4	Panel	Panel			EXCL USA, CAN	3010
		1	–	–	1	697998-3	Panel	Panel			USA, CAN	3020
		–	1	–	–	698060-1	Panel	Panel			STD EXCL USA, CAN	[illegible]0
		–	1	–	–	698116-1	Panel	Panel			USA, CAN	3040
		–	1	–	–	248103-4	Panel	Panel		8	S–1783	3050
		–	–	1	–	698062-7	Panel	Panel		8	STD EXCL USA, CAN	3060
		–	–	1	–	698118-7	Panel	Panel		8	USA, CAN	3070
x		–	–	1	–	248305-5	Panel	Panel		5	(248105) S–1783	3080
	41	1	–	–	1	697456-2	Panel	Panel			EXCL USA, CAN	[illegible]0
		1	–	–	1	697999-1	Panel	Panel			USA, CAN	[illegible]0
		–	1	–	–	698061-9	Panel	Panel			STD EXCL USA, CAN	3110
		–	1	–	–	698117-9	Panel	Panel			USA, CAN	3120
		–	1	–	–	248104-2	Panel	Panel		8	S–1783	3130
		–	–	1	–	698063-5	Panel	Panel		8	STD EXCL USA, CAN	3140
		–	–	1	–	698119-5	Panel	Panel			USA, CAN	3150
x		–	–	1	–	248306-3	Panel	Panel		5	(248106)	3155
	42	9	9	9	9	680097-3	Fäste	Anchorage				3160
	43	–	–	–	–		Galler	Ventilator grille			SE GRUPP 9	3170
	44	2	2	2	2	1221083-7	Kåpa	Casing			USA, CAN	3180
x	45	1	1	1	1	1264876-2	Panel	Panel		5	(1213814)	3190
	46	1120	1120	1120	1120	682466-8	Kantlist	Beading				3200
	47	2	2	2	2	679469-7	Skruv	Bolt			ERS AV 1 ST 1202843–7,	3210
											1 ST 946947	3211
	48	2	2	2	2	943407-7	Bricka	Washer				3220
	49	2	2	2	2	150188-1	Mutter	Nut				3230
	50	1	–	–	1	697432-3	Klädsel, V	Cover, L				3240
		–	1	–	–	697682-3	Klädsel, V	Cover, L		8	STD	3250
		–	1	–	–	248099-4	Klädsel, V	Cover, L		8	S–1783	3260
		–	–	1	–	697792-0	Klädsel, V	Cover, L			STD	3270
x		–	–	1	–	248300-6	Klädsel, V	Cover, L		5	(248101) S–1783	[illegible]0
		1	–	–	1	697433-1	Klädsel, H	Cover, R				[illegible]0
		–	1	–	–	697683-1	Klädsel, H	Cover, R			STD	3300
		–	1	–	–	248100-0	Klädsel, H	Cover, R		8	S–1783	3310
		–	–	1	–	697793-8	Klädsel, H	Cover, R			STD	3320
x		–	–	1	–	248307-1	Klädsel, H	Cover, R		5	(248102) S–1783	3330
	51	1	1	1	1	679356-6	Hållare, V	Retainer, L				[illegible]0
		1	1	1	1	679357-4	Hållare, H	Retainer, R				[illegible]0
	52	4	4	4	4	955127-6	Skruv	Screw				3360
	53	1	–	–	1	697454-7	Panel	Panel		8		3370
		–	1	–	–	698058-5	Panel	Panel		8	STD	3380
		–	1	–	–	649674-9	Panel	Panel			S–1783	3390
		–	–	1	–	698059-3	Panel	Panel		8	STD	3400
		–	–	1	–	649674-9	Panel	Panel			S–1783	3410
	54	21	21	21	–	680097-3	Fäste	Anchorage				3430
x	55	5200	5200	5200	5200	1254784-0	Kantskyddslist	Edge moulding		2	(678238)	3440
x	56	5200	5200	5200	5200	1254784-0	Kantskyddslist	Edge moulding		2	(678238)	3450
	57	1	1	1	1	691866-8	Innertak	Head lining				3460
		ERF	ERF	ERF	ERF	99755-1	.Trikåplast	.Plastic–coated fabric		6	9)	3470
	58	1	1	1	1	692067-2	Stoppning	Upholstery				3480
	59	2	2	2	2	679680-9	Stoppning	Upholstery				3490

9. Enhet kvadratmeter. Metervarans bredd = 130 cm. Unit: Square metres. Width of material = 130 cm. Unités, en mètres carrés. Au mètre de largeur 130 cm. Einheit, Quadratmeter. Breite der Meterware = 130 cm. Unidad, en metros cuadrados. Por metro, ancho 130 cm.

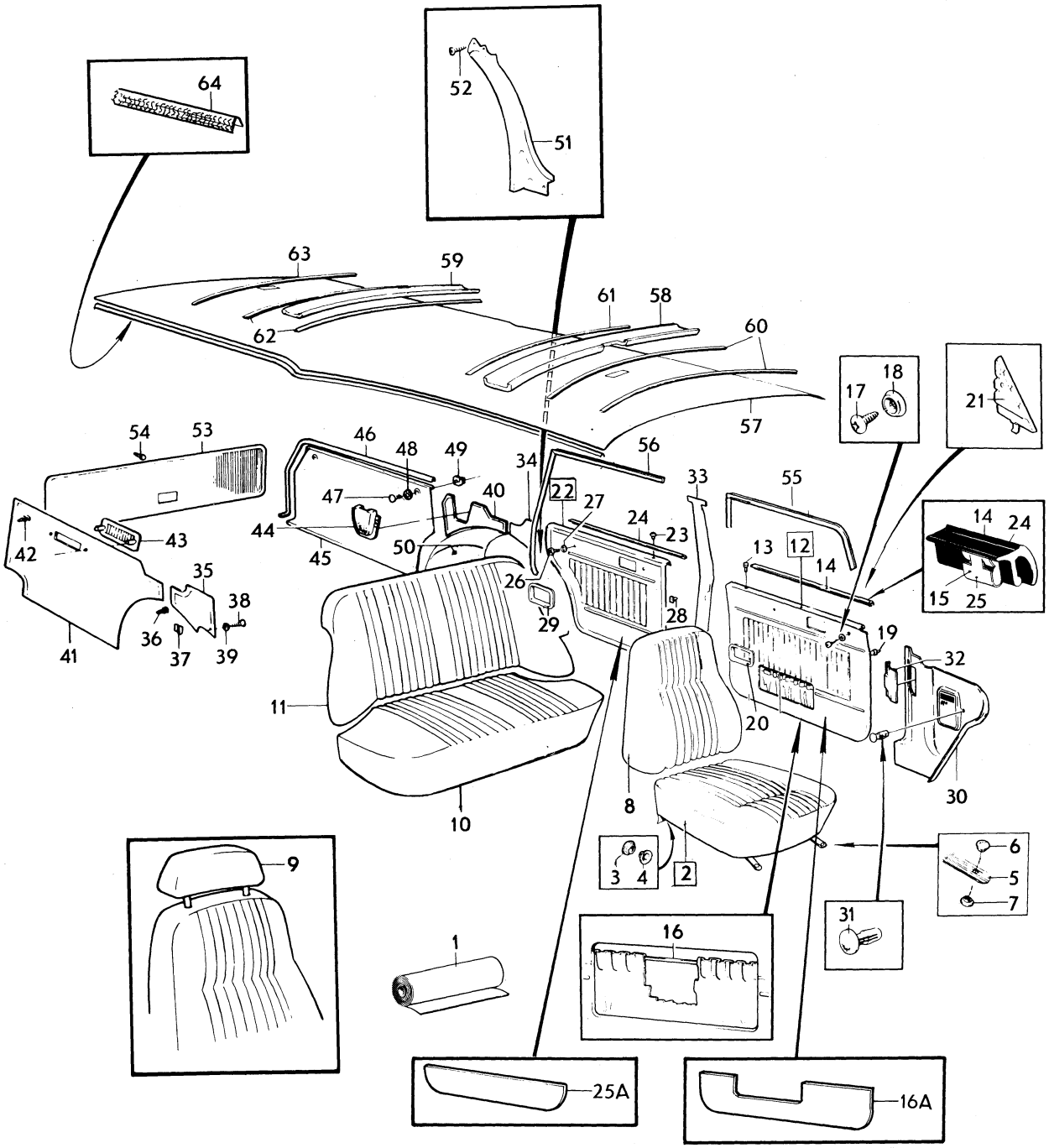

VOLVO PARTS
1 080 11950

Sida Page	Grupp Group	Innerklädsel, 145 NT	Upholstery, 145 NT	Illustration	3450
		klädselkombination	upholstery combination	11950	
284	8	240, 241, 243, 245	240, 241, 243, 245	1980–04	

	Pos. Fig.	Antal/Quantity 240	241	243	245	Artikel nr Part No	Benämning	Description	Sats Kit	B P S R	Anmärkning Notes	
	60	2	2	2	2	679667-6	Taksprygel	Roof bow				3500
	61	1	1	1	1	679668-4	Taksprygel	Roof bow				3510
	62	2	2	2	2	679669-2	Taksprygel	Roof bow				3520
	63	1	1	1	1	678940-8	Taksprygel	Roof bow				3530
x	64	940	940	940	940	1254784-0	Kantskyddslist	Edge moulding		2	(678238)	3540

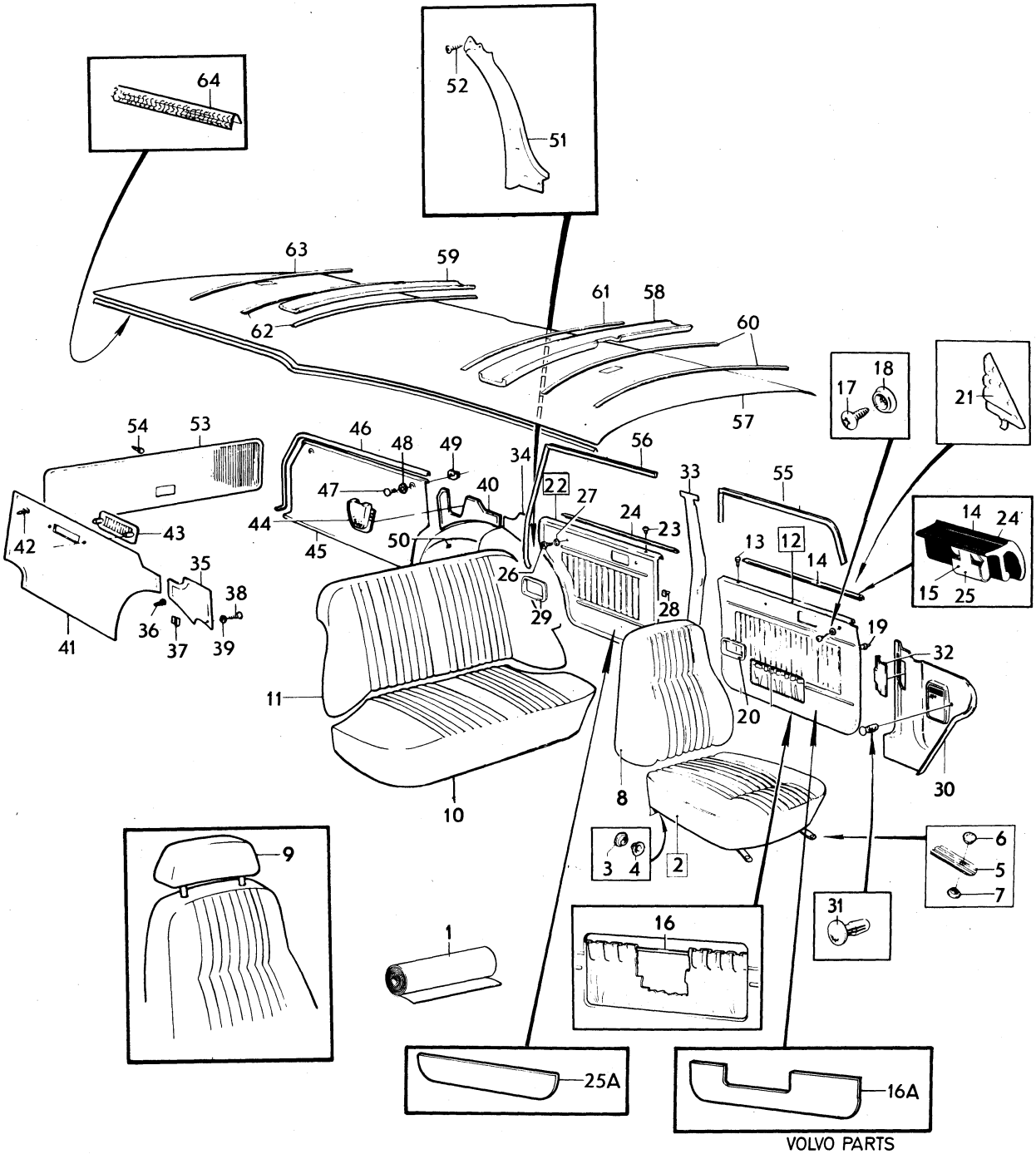

VOLVO PARTS
1 080 11950

Sida Page	Grupp Group	Innerklädsel, 145 NT upholstery combination	Upholstery, 145 NT upholstery combination	Illustration
286	8	246, 248, 251	246, 248, 251	11950 1980–04

	Pos. Fig.	Antal/Quantity 246	248	251		Artikel nr Part No	Benämning	Description	Sats Kit	B P S R	Anmärkning Notes	
												3500
x	1	ERF	–	–	–	699379-4	Trikåplast, vinröd	Plastic–coated fabric, elastic, maroon		6	8) (699286) METERVARA	1010 1020
x		ERF	–	–	–	699379-4	Vävplast, vinröd	Plastic–coated fabric, maroon		6	9) (699291) METERVARA	1030 1040
		–	–	–	–		Produktskylten stämplad 246	Designation plate stamped 246				1050 1060
	–											1070
		–	ERF	–	–	699287-9	Trikåplast, tobaksbrun	Plastic–coated fabric, elastic, tobacco brown			8) METERVARA	1080 1090
		–	ERF	–	–	699287-9	Vävplast, tobaksbrun	Plastic–coated fabric, tobacco brown			9) (699292) METERVARA	1100 [illegible]
		–	–	–	–		Produktskylten stämplad 248	Designation plate stamped 248				[illegible] 1130
	–											1140
		–	–	ERF	–	699383-6	Tyg, svart	Material, black			8) METERVARA	1150
		–	–	ERF	–	699288-7	Trikåplast, svart	Plastic–coated fabric, elastic, black			8) METERVARA	1160 [illegible]
x		–	–	ERF	–	699419-8	Vävplast, svart	Plastic–coated fabric, black		6	9) (699293) METERVARA	[illegible] 1190
		–	–	–	–		Produktskylten stämplad 251	Designation plate stamped 251				1200 1210
	–											1220
	2	2	–	–	–	697651-8	Klädsel	Cover				1230
		–	2	–	–	697761-5	Klädsel	Cover				1240
		–	–	2	–	697829-0	Klädsel	Cover				1250
	3	4	4	12	–	94944-6	.Knapp	.Button				1260
	4	4	4	12	–	94945-3	.Hållare	.Retainer				1270
	5	4	4	–	–	1224372-1	.Stropp	.Strap			(1204947)	1280
	6	4	4	–	–	94944-6	..Knapp	..Button				1290
	7	4	4	–	–	94945-3	..Hållare	..Retainer				1300
	8	2	–	–	–	697653-4	Klädsel	Cover				1310
		–	2	–	–	697763-1	Klädsel	Cover				1320
		–	–	2	–	697831-6	Klädsel	Cover				1330
	9	2	–	–	–	697664-1	Klädsel	Cover				1340
		–	2	–	–	697774-8	Klädsel	Cover				1350
		–	–	2	–	697808-4	Klädsel	Cover				1360
	10	1	–	–	–	697658-3	Klädsel	Cover		8		1370
		–	1	–	–	697768-0	Klädsel	Cover				[illegible]
		–	–	1	–	697835-7	Klädsel	Cover				[illegible]
	11	1	–	–	–	697662-5	Klädsel	Cover				1400
		–	1	–	–	697772-2	Klädsel	Cover				1410
		–	–	1	–	697839-9	Klädsel	Cover				1420
	12	1	–	–	–	697674-0	Dörrpanel, V	Door panel, L				1430
		–	1	–	–	697784-7	Dörrpanel, V	Door panel, L				[illegible]
x		–	–	1	–	698932-1	Dörrpanel, V	Door panel, L		5	(697847)	[illegible]
x		1	–	–	–	698525-3	Dörrpanel, H	Door panel, R		5	(697675)	1460
		–	1	–	–	697785-4	Dörrpanel, H	Door panel, R				1470
		–	–	1	–	697849-8	Dörrpanel, H	Door panel, R				1480
	13	2	2	2	–	677003-6	.Bussning	.Bushing				1490
x	14	2	2	2	–	1264547-9	.List, ämne	.Moulding, blank		5	(1210425)	1500
	15	16	16	16	–	1210439-4	.Clips	.Clip				1510
	16	600	600	–	–	1224099-0	.Resårband	.Rubber strap			(13391) METERVARA 2 X 300	1520 1521
	16a	–	–	–	–	649616-0	Sparkplåt	Scuff guard		8	TAXI	1525
	17	4	4	4	–	955156-5	Skruv	Screw				1530

8. Enhet längdmeter. Metervarans bredd = 150 cm. Unit. Linear metre. Width of material = 150 cm. Unité, en mètres. Au mètre, de largeur 150 cm. Einheit, laufendes Meter. Breite der Meterware = 150 cm. Unidad, en metros. Por metro, ancho 150 cm.

9. Enhet kvadratmeter. Metervarans bredd = 130 cm. Unit: Square metres. Width of material = 130 cm. Unités, en mètres carrés. Au mètre de largeur 130 cm. Einheit, Quadratmeter. Breite der Meterware = 130 cm. Unidad, en metros cuadrados. Por metro, ancho 130 cm.

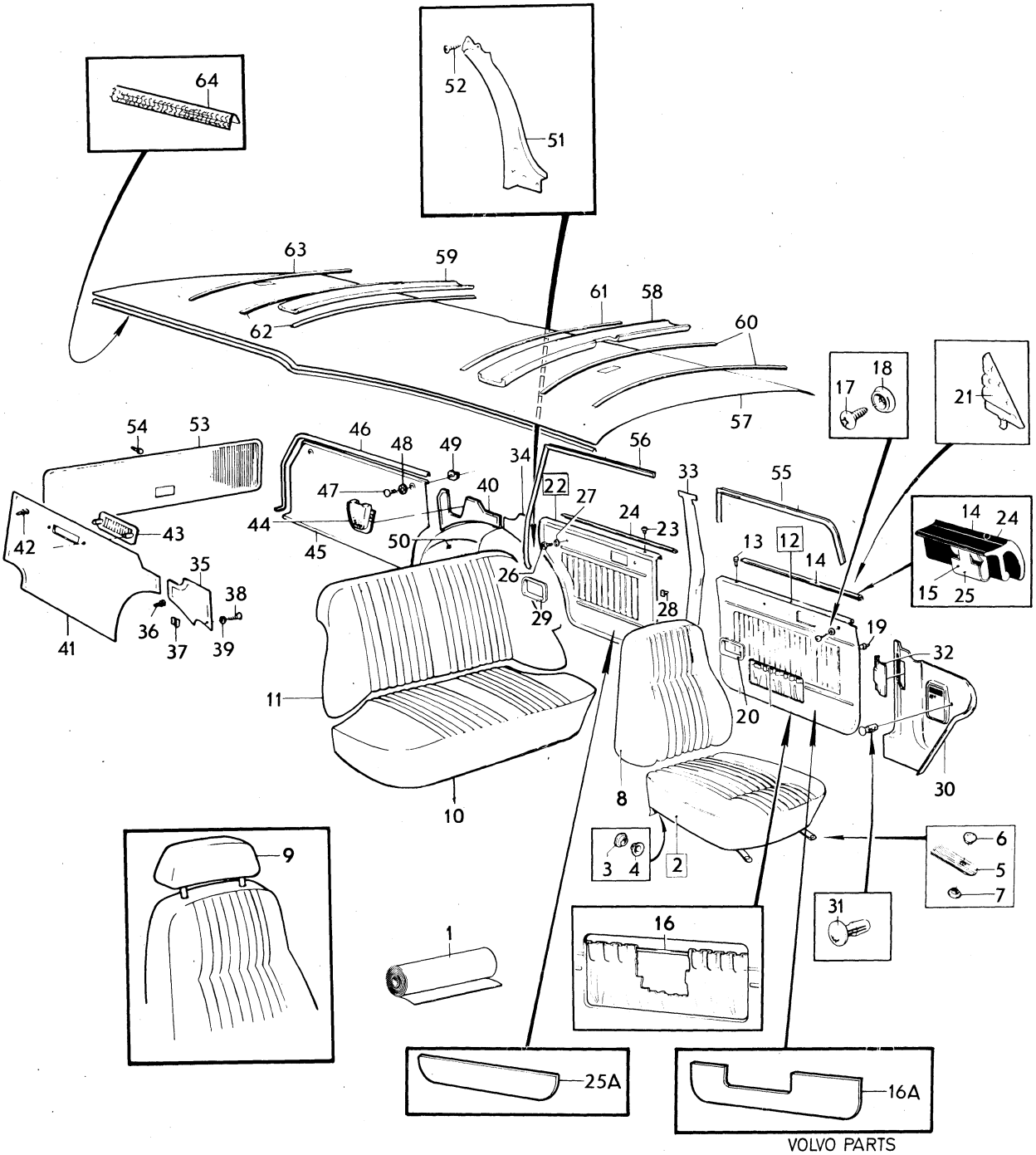

VOLVO PARTS
1 080 11950

Sida Page	Grupp Group	Innerklädsel, 145 NT upholstery combination	Upholstery, 145 NT upholstery combination	Illustration
288	8	246, 248, 251	246, 248, 251	11950 1980–04

	Pos. Fig.	Antal/Quantity 246	248	251		Artikel nr Part No	Benämning	Description	Sats Kit	B P S R	Anmärkning Notes	
	18	4	4	4	–	959057-1	Bricka	Washer				1540
	19	40	40	40	–	680097-3	Fäste	Anchorage				2010
	20	2	2	2	–	1210476-6	Sarg	Frame				2020
	21	1	1	1	–	1204630-6	Panel, V	Panel, L				2030
		1	1	1	–	1204631-4	Panel, H	Panel, R				2040
x	22	1	–	–	–	698530-3	Dörrpanel, V	Door panel, L		5	(697676)	2050
		–	1	–	–	697786-2	Dörrpanel, V	Door panel, L		8		2060
x		–	–	1	–	698936-2	Dörrpanel, V	Door panel, L		5	(697851)	2070
x		1	–	–	–	698535-2	Dörrpanel, H	Door panel, R		5	(697677)	2080
		–	1	–	–	697787-0	Dörrpanel, H	Door panel, R				2090
x		–	–	1	–	1241393-6	Dörrpanel, H	Door panel, R		5	(697853) (698937)	100
	23	2	2	2	–	677003-6	.Bussning	.Bushing				2110
x	24	2	2	2	–	1264547-9	.List, ämne	.Moulding, blank		5	(1210425)	2120
	25	16	16	16	–	1210439-4	.Clips	.Clip				2130
	25	–	–	–	–	674775-2	Sparkplåt	Scuff guard		8	TAXI	2135
	26	4	4	4	–	955154-0	Skruv	Screw				2140
	27	4	4	4	–	959057-1	Bricka	Washer				2150
	28	32	32	32	–	680097-3	Fäste	Anchorage				2160
	29	2	2	2	–	1210476-6	Sarg	Frame				2170
	30	1	1	1	–	1210666-2	Panel, V	Panel, L		5	ERS AV 1 ST 1224756–5,	2180
											1 ST 1224832–4,	2181
											1 ST 1224833–2,	2182
											2 ST 1264867–1	2183
		1	1	1	–	1221109-0	Panel, H	Panel, R				2190
x	31	2	2	2	–	948690-3	Clips	Clip		2	(945790)	2200
	32	1	1	1	–	1207699-8	Lucka	Lid				2210
	33	1	1	1	–	1204806-2	Panel, V	Panel, L			SBUR	2220
		1	1	1	–	1204824-5	Panel, V	Panel, L			SBMR	2230
		1	1	1	–	1204807-0	Panel, H	Panel, R			SBUR	2240
		1	1	1	–	1204825-2	Panel, H	Panel, R			SBMR	2250
x	34	1	–	–	–	698550-1	Panel, V	Panel, L		5	(697680)	2260
		–	1	–	–	697790-4	Panel, V	Panel, L				2270
		–	–	1	–	697822-5	Panel, V	Panel, L				2280
x	35	1	–	–	–	698555-0	Panel, H	Panel, R		5	(697681)	2290
		–	1	–	–	697791-2	Panel, H	Panel, H				2300
		–	–	1	–	697823-3	Panel, H	Panel, H				2310
	36	4	4	4	–	680097-3	Fäste	Anchorage				2320
	37	2	2	2	–	680539-4	Klammer	Clamp				2330
	38	2	2	2	–	955154-0	Skruv	Screw				2340
	39	2	2	2	–	959057-1	Bricka	Washer				2350
	40	1	–	–	–	698060-1	Panel	Panel			EXCL USA, CAN	2360
		1	–	–	–	698116-1	Panel	Panel			USA, CAN	2370
		–	1	1	–	698062-7	Panel	Panel		8	EXCL USA, CAN	2380
		–	1	1	–	698118-7	Panel	Panel		8	USA, CAN	2390
	41	1	–	–	–	698061-9	Panel	Panel			EXCL USA, CAN	2400
		1	–	–	–	698117-9	Panel	Panel			USA, CAN	2410
		–	1	1	–	698063-5	Panel	Panel		6	EXCL USA, CAN	2420
		–	1	1	–	698119-5	Panel	Panel			USA, CAN	2430
	42	9	9	9	–	680097-3	Fäste	Anchorage				3010
	43	–	–	–	–		Galler	Ventilator grille			SE GRUPP 9	3020
	44	2	2	2	–	1221083-7	Kåpa	Casing			USA, CAN	3030
x	45	1	1	1	–	1264876-2	Panel	Panel		5	(1213814)	3040
	46	1120	1120	1120	–	682466-8	Kantlist	Beading				3050
	47	2	2	2	–	679469-7	Skruv	Screw			ERS AV 1 ST 1202843–7,	3060
											1 ST 946947–9	3061
	48	2	2	2	–	943407-7	Bricka	Washer				3070
	49	2	2	2	–	150188-1	Mutter	Nut				3080
	50	1	–	–	–	697682-3	Klädsel, V	Cover, L		8		3090
		–	1	–	–	697792-0	Klädsel, V	Cover, L				3100
		–	–	1	–	698248-2	Klädsel, V	Cover, L				3110
		1	–	–	–	697683-1	Klädsel, H	Cover, R				3120
		–	1	–	–	697793-8	Klädsel, H	Cover, R				3130
		–	–	1	–	698249-0	Klädsel, H	Cover, R				3140

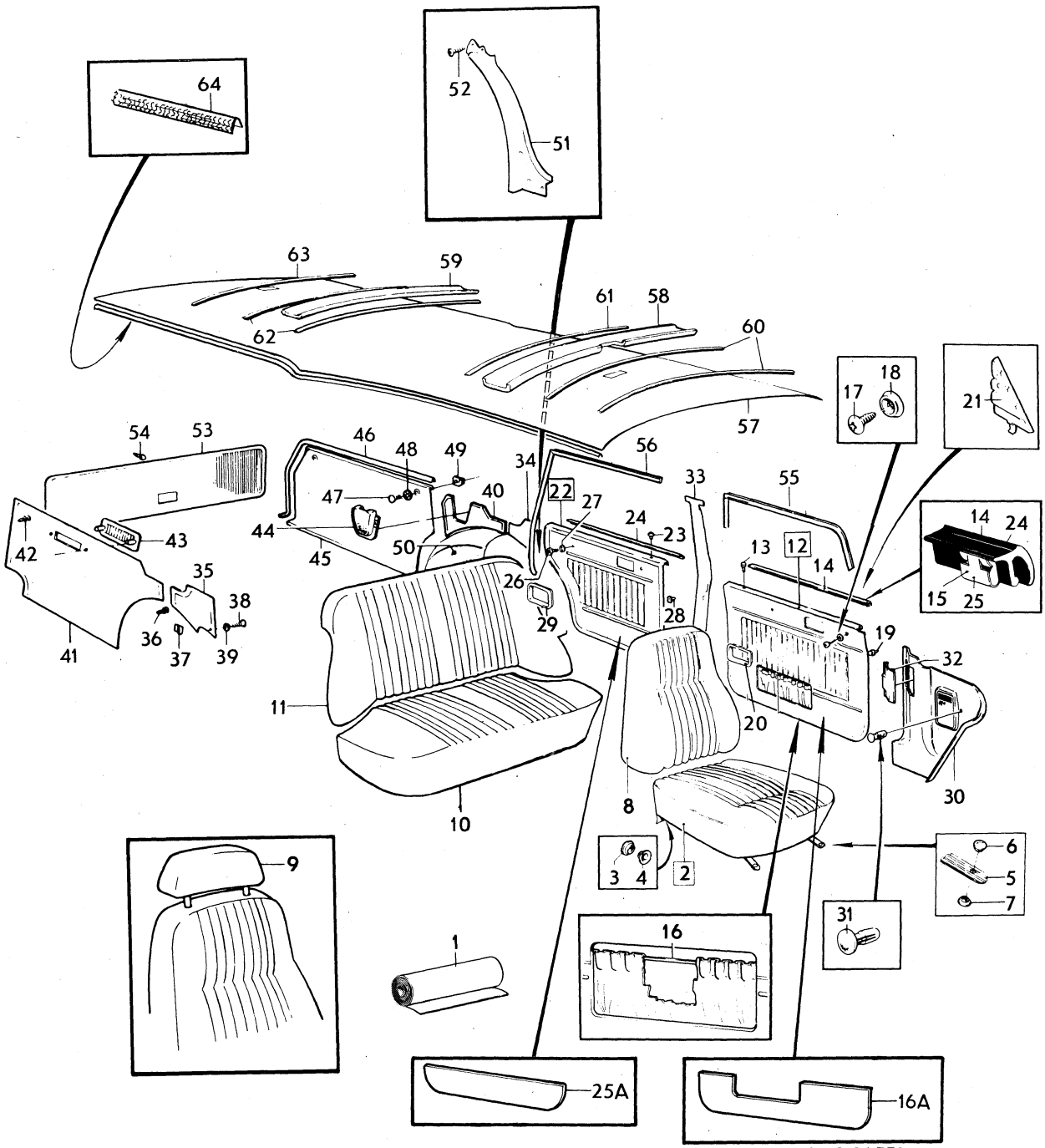

VOLVO PARTS
1 080 11950

Sida Page	Grupp Group	Innerklädsel, 145 NT upholstery combination	Upholstery, 145 NT upholstery combination	Illustration
290	8	246, 248, 251	246, 248, 251	11950 1980–04

	Pos. Fig.	Antal/Quantity 246	248	251		Artikel nr Part No	Benämning	Description	Sats Kit	B P S R	Anmärkning Notes	
	51	1	1	1	–	679356-6	Hållare, V	Retainer, L				3150
		1	1	1	–	679357-4	Hållare, H	Retainer, R				3160
	52	4	4	4	–	955127-6	Skruv	Screw				3170
	53	1	–	–	–	698058-5	Panel	Panel		8		3180
		–	1	1	–	698059-3	Panel	Panel		8		3190
	54	21	21	21	–	680097-3	Fäste	Anchorage				3200
x	55	5200	5200	5200	–	1254784-0	Kantskyddslist	Edge moulding		2	(678238)	3210
x	56	5200	5200	5200	–	1254784-0	Kantskyddslist	Edge moulding		2	(678238)	3220
	57	1	1	1	–	691866-8	Innertak	Head lining				3230
		ERF	ERF	ERF	–	99755-1	.Trikåplast	.Plastic–coated fabric		8	9)	3240
	58	1	1	1	–	692067-2	Stoppning	Upholstery				3250
	59	2	2	2	–	679680-9	Stoppning	Upholstery				3260
	60	2	2	2	–	679667-6	Taksprygel	Roof bow				3270
	61	1	1	1	–	679668-4	Taksprygel	Roof bow				3280
	62	2	2	2	–	679669-2	Taksprygel	Roof bow				3290
	63	1	1	1	–	678940-8	Taksprygel	Roof bow				3300
x	64	940	940	940	–	1254784-0	Kantskyddslist	Edge moulding		2	(678238)	3310

9. Enhet kvadratmeter. Metervarans bredd = 130 cm. Unit: Square metres. Width of material = 130 cm. Unités, en mètres carrés. Au mètre de largeur 130 cm. Einheit, Quadratmeter. Breite der Meterware = 130 cm. Unidad, en metros cuadrados. Por metro, ancho 130 cm.

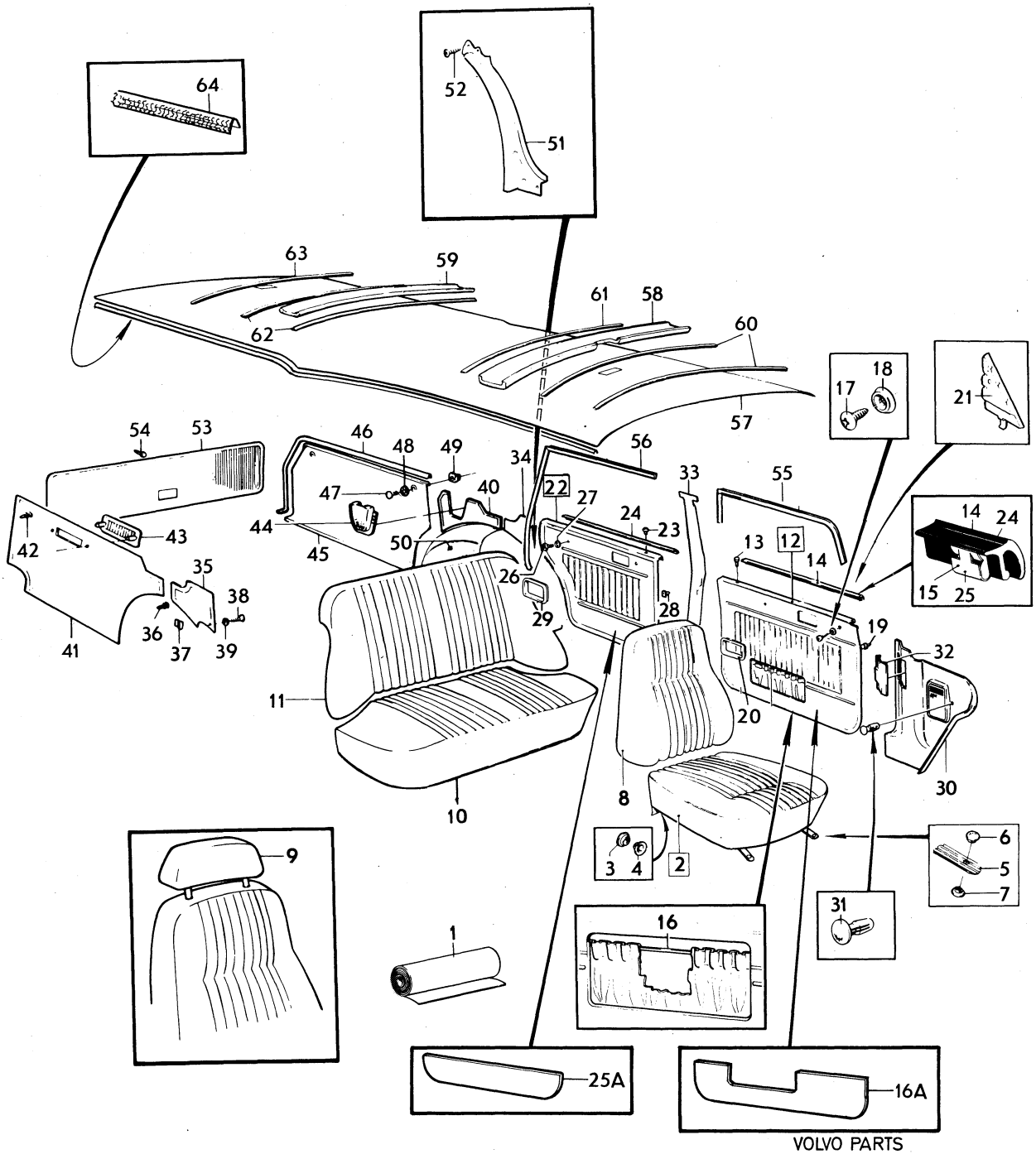

VOLVO PARTS
1 080 11950

Sida Page	Grupp Group	Innerklädsel, 145 NT upholstery combination	Upholstery, 145 NT upholstery combination	Illustration	3550
292	8	876–878, 881	876–878, 881	11201 1980–04	

Pos. Fig.	Antal/Quantity 876	877	878	881	Artikel nr Part No	Benämning	Description	Sats Kit	B P S R	Anmärkning Notes	
1	ERF	–	–	–	699206-9	Tyg, blått	Material, blue			8) METERVARA.	1010
	ERF	–	–	–	699225-9	Vävplast, blå	Plastic–coated fabric, blue			8) METERVARA.	1020
											1030
	–	–	–	–		Produktskylten stämplad 876–850	Designation plate stamped 876–850				1040
											1050
–											1060
	–	ERF	–	–	699207-7	Tyg, rött	Matrial, red			8) METERVARA	1070
x	–	ERF	–	–	699065-9	Vävplast, röd	Plasic–coated fabric, red			9) (699229) METERVARA	1080
											1090
	–	–	–	–		Produktskylten stämplad 877–851	Designation plate stamped 877–851				1100
											1110
–											0
	–	–	ERF	–	699208-5	Tyg, brunt	Matrial, brown		8	8) METERVARA	1130
x	–	–	ERF	–	699419-8	Vävplast, svart	Plastic–coated fabric, black		6	9) (99949) METERVARA	1140
											1150
	–	–	–	–		Produktskylten stämplad 878–852	Designation plate stamped 878–852				1160
											1170
–											0
	–	–	–	ERF	699224-2	Trikåplast blå	Plastic–coated fabric, elastic, blue				1190
											1200
	–	–	–	ERF	699225-9	Vävplast, blå	Plastic–coated fabric, blue				1210
											1220
	–	–	–	–		Produktskylten stämplad 881–853	Designation plate stamped 881–853				1230
											1240
–											1245
2	2	–	–	–	696236-9	Klädsel	Cover			STD	1250
	2	–	–	–	649813-3	Klädsel	Cover			S–1717, S–1725	1260
	–	2	–	–	696276-5	Klädsel	Cover		8	STD	1270
	–	2	–	–	649811-7	Klädsel	Cover			S–1717	1280
	–	–	2	–	696404-3	Klädsel	Cover				1290
	–	–	–	2	696238-5	Klädsel	Cover		4		1300
3	12	12	12	12	94944-6	.Knapp	.Button				1310
4	12	12	12	12	94945-3	.Hållare	.Retainer				1320
5	2	–	–	–	696237-7	Klädsel	Cover			STD	1330
	2	–	–	–	649814-1	Klädsel	Cover			S–1717, S–1725	1340
	–	2	–	–	696277-3	Klädsel	Cover			STD	1350
	–	2	–	–	649812-5	Klädsel	Cover			S–1717	1360
	–	–	2	–	696409-2	Klädsel	Cover				1370
	–	–	–	2	696239-3	Klädsel	Cover				0
5a	2	–	–	–	696250-0	Klädsel	Cover				1390
	–	2	–	–	696288-0	Klädsel	Cover				1400
	–	–	2	–	697808-4	Klädsel	Cover			(696430)	1410
	–	–	–	2	696250-0	Klädsel	Cover				1420
6	–	–	–	–	696244-3	Klädsel	Cover		8	STD	1430
	1	–	–	–	649823-2	Klädsel	Cover		8	S–1717	0
	–	1	–	–	696284-9	Klädsel	Cover			STD	1450
	–	1	–	–	649821-6	Klädsel	Cover			S–1717	1460
	–	–	1	–	696421-7	Klädsel	Cover				1470
	–	–	–	1	696246-8	Klädsel	Cover		8		1480
7	1	–	–	–	696245-0	Klädsel	Cover		8	STD	1490
	1	–	–	–	649824-0	Klädsel	Cover			S–1717	1500
	–	1	–	–	696285-6	Klädsel	Cover			STD	1510
	–	1	–	–	649822-4	Klädsel	Cover			S–1717	1520
	–	–	1	–	696428-2	Klädsel	Cover		8		1530
	–	–	–	1	696247-6	Klädsel	Cover		8		1540

8. Enhet längdmeter. Metervarans bredd = 150 cm. Unit. Linear metre. Width of material = 150 cm. Unité, en mètres. Au mètre, de largeur 150 cm. Einheit, laufendes Meter. Breite der Meterware = 150 cm. Unidad, en metros. Por metro, ancho 150 cm.
9. Enhet kvadratmeter. Metervarans bredd = 130 cm. Unit: Square metres. Width of material = 130 cm. Unités, en mètres carrés. Au mètre de largeur 130 cm. Einheit, Quadratmeter. Breite der Meterware = 130 cm. Unidad, en metros cuadrados. Por metro, ancho 130 cm.

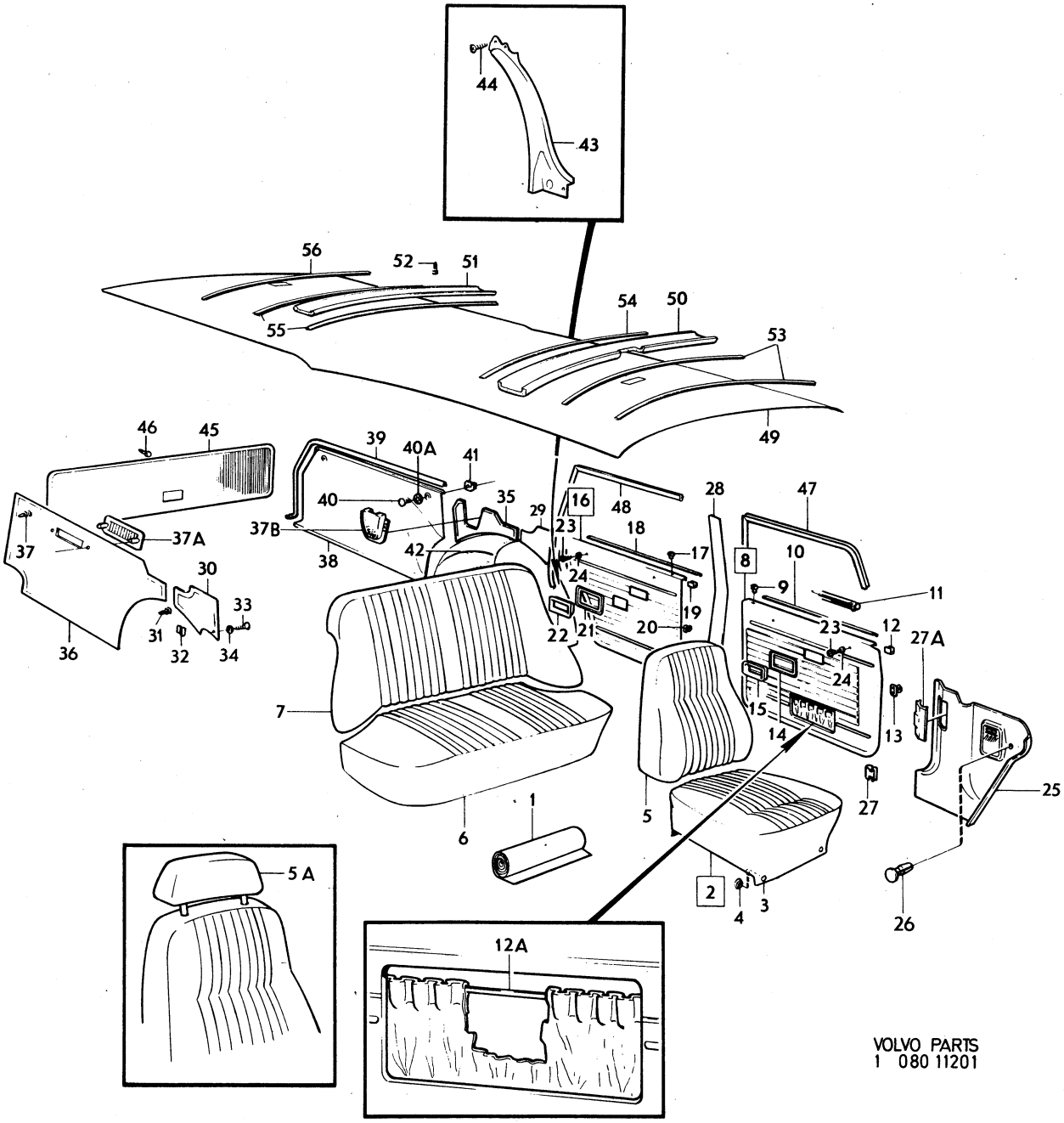

VOLVO PARTS
1 080 11201

Sida Page	Grupp Group	Innerklädsel, 145 NT upholstery combination 876–878, 881	Upholstery, 145 NT upholstery combination 876–878, 881	Illustration 11201 1980–04	3550
294	8				

	Pos. Fig.	Antal/Quantity 876	877	878	881	Artikel nr Part No	Benämning	Description	Sats Kit	B P S R	Anmärkning Notes	
	8	1	–	–	1	696259-1	Dörrpanel, V	Door panel, L			STD	2010
		1	–	–	–	649829-9	Dörrpanel, V	Door panel, L		8	S–1717, S–1725	2020
x		–	1	–	–	695818-5	Dörrpanel, V	Door panel, L			(696365) STD	2030
		–	1	–	–	649825-7	Dörrpanel, V	Door panel, L		8	S–1717	2040
		–	–	1	–	696450-6	Dörrpanel, V	Door panel, L				2050
		1	–	–	1	696260-9	Dörrpanel, H	Dorr panel, R			STD	2060
		1	–	–	–	649830-7	Dörrpanel, H	Dorr panel, R			S–1717, S–1725	2070
		–	1	–	–	696366-4	Dörrpanel, H	Dorr panel, R			STD	2080
		–	1	–	–	649826-5	Dörrpanel, H	Door panel, R		8	S–1717	2090
		–	–	1	–	696452-2	Dörrpanel, H	Dorr panel, R				2100
	9	2	2	2	2	677003-6	.Bussning	.Bushing				[illegible]
	10	2	2	2	2	678198-3	.List	.Moulding				[illegible]
	11	1	1	1	1	686781-6	.List, V	.Moulding, L				2130
		1	1	1	1	686782-4	.List, H	.Moulding, R				2140
	12	20	20	20	20	678201-5	.Clips	.Clip				2150
	12a	2	2	2	2	1224099-0	.Resårband	.Rubber strap			(13391)	2160
	13	40	40	40	40	680097-3	Fäste	Anchorage				[illegible]
	14	2	2	2	2	678096-9	Ram	Frame				[illegible]
	15	2	2	2	2	677950-8	Sarg	Frame				2190
	16	1	–	–	1	696261-7	Dörrpanel, V	Door panel, L			STD	2200
		1	–	–	–	649831-5	Dörrpanel, V	Door panel, L		8	S–1717, S–1725	2210
		–	1	–	–	696367-2	Dörrpanel, V	Door panel, L			STD	2220
		–	1	–	–	649827-3	Dörrpanel, V	Door panel, L		8	S–1717	2230
		–	–	1	–	696454-8	Dörrpanel, V	Door panel, L				2240
		1	–	–	1	696262-5	Dörrpanel, H	Door panel, R			STD	2250
		1	–	–	–	649832-3	Dörrpanel, H	Door panel, R			S–1717, S–1725	2260
		–	1	–	–	696368-0	Dörrpanel, H	Door panel, R			STD	2270
		–	1	–	–	649828-1	Dörrpanel, H	Door panel, R		8	S–1717	2280
		–	–	1	–	696456-3	Dörrpanel, H	Door panel, R				2290
	17	2	2	2	2	677003-6	.Bussning	.Bushing				2300
	18	2	2	2	2	678199-1	.List	.Moulding				2310
	19	16	16	16	16	678201-5	.Clips	.Clip				2320
	20	32	32	32	32	680097-3	Fäste	Anchorage				2330
	21	2	2	2	2	678096-9	Ram	Frame				2340
	22	2	2	2	2	677950-8	Sarg	Frame				2350
	23	8	8	8	8	955154-0	Skruv	Screw				2360
	24	8	8	8	8	959057-1	Bricka	Washer				2370
	25	1	1	1	1	1210666-2	Panel, V	Panel, L		5	ERS AV 1 ST 1224756–5,	[illegible]
											1 ST 1224832–4,	[illegible]
											1 ST 1224833–2,	2382
											1 ST 1264867–1	2383
		1	1	1	1	1221109-0	Panel, H	Panel, R				2390
x	26	2	2	2	2	948690-3	Clips	Clip		2	(945790)	2400
	27	8	8	8	8	944385-4	Clips	Clip				[illegible]
	27a	1	1	1	1	1221217-1	Lucka	Lid				[illegible]
	28	1	1	1	1	1204806-2	Panel, V	Panel, L			(681615) SBUR	2430
		1	1	1	1	1204824-5	Panel, V	Panel, L			(680323) SBMR	2440
		1	1	1	1	1204807-0	Panel, H	Panel, R			(681616) SBUR	2450
		1	1	1	1	1204825-2	Panel, H	Panel, R			(680324) SBMR	2460
	29	1	–	–	1	696265-8	Panel, V	Panel, L				2470
		–	1	–	–	696392-0	Panel, V	Panel, L				2480
		–	–	1	–	697822-5	Panel, V	Panel, L			(696462)	2490
	30	1	–	–	1	696266-6	Panel, H	Panel, R				2500
		–	1	–	–	696393-8	Panel, H	Panel, R				2510
		–	–	1	–	697823-3	Panel, H	Panel, R			(696463)	2520
	31	4	4	4	4	680097-3	Fäste	Anchorage				2530
	32	2	2	2	2	680539-4	Klammer	Clamp				2540
	33	2	2	2	2	955154-0	Skruv	Screw				2550
	34	2	2	2	2	959057-1	Bricka	Washer				2560
	35	1	–	–	1	697280-6	Panel	Panel			STD EXCL USA, CAN	3010
		1	–	–	1	696109-8	Panel	Panel		8	USA, CAN	3020
		1	–	–	–	649874-5	Panel	Panel		8	S–1725	3030
		–	1	–	–	697281-4	Panel	Panel			EXCL USA, CAN	3040

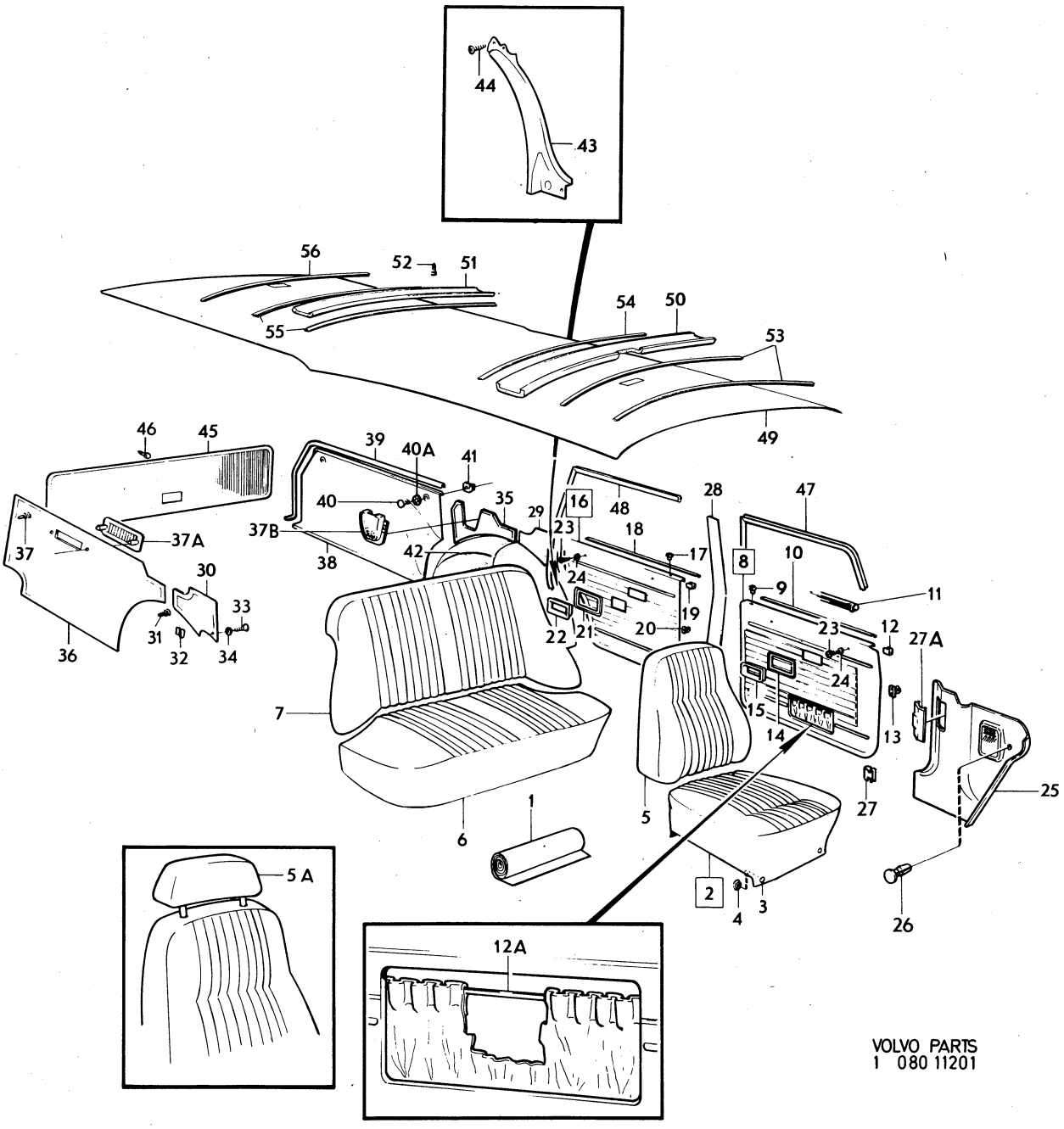

VOLVO PARTS
1 080 11201

Sida Page	Grupp Group	Innerklädsel, 145 NT upholstery combination	Upholstery, 145 NT upholstery combination	Illustration	3550
296	8	876–878, 881	876–878, 881	11201 1980–04	

Pos. Fig.	Antal/Quantity 876	877	878	881	Artikel nr Part No	Benämning	Description	Sats Kit	B P S R	Anmärkning Notes	
	–	1	–	–	696111-4	Panel	Panel		8	USA, CAN	3050
	–	–	1	–	696113-0	Panel	Panel			(697282)	3060
										EXCL USA, CAN	3061
	–	–	1	–	696113-0	Panel	Panel			USA, CAN	3070
36	1	–	–	1	697284-8	Panel	Panel		8	STD EXCL USA, CAN	3080
	1	–	–	1	696115-5	Panel	Panel		8	USA, CAN	3090
	1	–	–	–	649875-2	Panel	Panel		8	S–1725	3100
	–	1	–	–	696117-1	Panel	Panel			(697285)	3110
										EXCL USA, CAN	3111
	–	1	–	–	696117-1	Panel	Panel			USA, CAN	3120
	–	–	1	–	696119-7	Panel	Panel		8	(697286	[illegible]
										EXCL USA, CAN	[illegible]
	–	–	1	–	696119-7	Panel	Panel		8	USA, CAN	3140
37	9	9	9	9	680097-3	Fäste	Anchorage				3150
37a	–	–	–	–		Galler	Ventilator grille			SE GRUPP 9	3160
37b	2	2	2	2	1221083-7	Kåpa	Casing			USA, CAN	3170
x 38	1	1	1	1	1264876-2	Panel	Panel		5	(1213814)	[illegible]
39	1120	1120	1120	1120	682466-8	Kantlist	Beading				[illegible]
40	2	2	2	2	679469-7	Skruv	Screw			ERS AV 1 ST 1202843–7,	3200
										1 ST 946947–9	3201
40a	2	2	2	2	943407-7	Bricka	Washer				3210
41	2	2	2	2	150188-1	Mutter	Nut				3220
42	1	–	–	1	696267-4	Klädsel, V	Cover, L		8	STD	3230
	1	–	–	–	649872-9	Klädsel, V	Cover, L		8	S–1725	3240
	–	1	–	–	696394-6	Klädsel, V	Cover, L				3250
	–	–	1	–	696464-7	Klädsel, V	Cover, L				3260
	1	–	–	1	696268-2	Klädsel, H	Cover, R			STD	3270
	1	–	–	–	649873-7	Klädsel, H	Cover, R		8	S–1725	3280
	–	1	–	–	696395-3	Klädsel, H	Cover, R				3290
	–	–	1	–	696466-2	Klädsel, H	Cover, R		8		3300
43	1	1	1	1	679356-6	Hållare, V	Retainer, L				3310
	1	1	1	1	679357-4	Hållare, H	Retainer, R				3320
44	4	4	4	4	955127-6	Skruv	Screw				3330
45	1	–	–	1	697276-4	Panel	Panel		8	STD	3340
	1	–	–	–	649674-9	Panel	Panel			S–1725	3350
	–	1	–	–	697277-2	Panel	Panel				3360
	–	–	1	–	697278-0	Panel	Panel		8		3370
46	21	21	21	21	680097-3	Fäste	Anchorage				[illegible]
x 47	5200	5200	5200	5200	1254784-0	Kantskyddslist	Edge moulding		2	(678238)	[illegible]
x 48	5200	5200	5200	5200	1254784-0	Kantskyddslist	Edge moulding		2	(678238)	3400
49	1	1	1	1	691866-8	Innertak	Head lining				3410
	ERF	ERF	ERF	ERF	99755-1	.Trikåplast	.Plastic–coated fabric		8	9)	3420
50	1	1	1	1	692067-2	Stoppning	Upholstery				3430
51	2	2	2	2	679680-9	Stoppning	Upholstery				[illegible]
52	18	18	18	18	666629-1	Plugg	Plug				[illegible]
53	2	2	2	2	679667-6	Taksprygel	Roof bow				3460
54	1	1	1	1	679668-4	Taksprygel	Roof bow				3470
55	2	2	2	2	679669-2	Taksprygel	Roof bow				3480
56	1	1	1	1	678940-8	Taksprygel	Roof bow				3490

9. Enhet kvadratmeter. Metervarans bredd = 130 cm. Unit: Square metres. Width of material = 130 cm. Unités, en mètres carrés. Au mètre de largeur 130 cm. Einheit, Quadratmeter. Breite der Meterware = 130 cm. Unidad, en metros cuadrados. Por metro, ancho 130 cm.

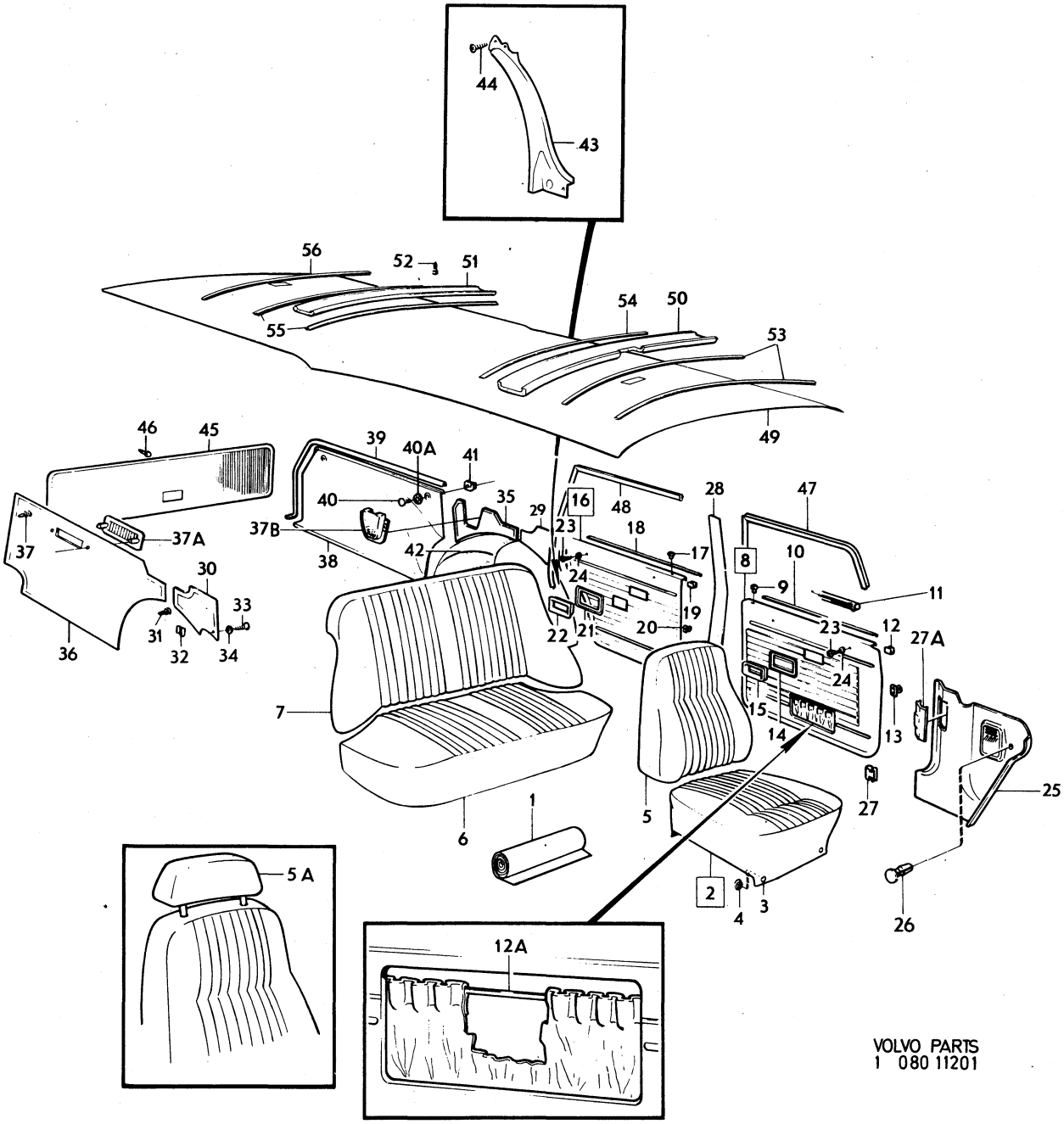

VOLVO PARTS
1 080 11201

Sida Page	Grupp Group	Innerklädsel, 145 NT	Upholstery, 145 NT	Illustration	3600
		klädselkombination	upholstery combination	11201	
298	8	882–885	882–885	1980–04	

	Pos. Fig.	Antal/Quantity 882	883	884	885	Artikel nr Part No	Benämning	Description	Sats Kit	BPSR	Anmärkning Notes	
x	1	ERF	–	–	–	699065-9	Trikåplast, röd	Plastic–coated fabric, elastic, red			8) (699228) METERVARA	0020 0060
x		ERF	–	–	–	699065-9	Vävplast, röd	Plastic–coated fabric, red			9) (699229) METERVARA	0080 0100
		–	–	–	–		Produktskylten stämplad 882–854	Designation plate stamped 882–854				0120 0140
	–											0160
x		–	ERF	–	–	699419-8	Trikåplast, svart	Plastic–coated fabric, black		6	10) (99976) METERVARA	0180 0200
x		–	ERF	–	–	699419-8	Vävplast, svart	Plastic–coated fabric, black		6	9) (99949) METERVARA	0220 [illegible]
		–	–	–	–		Produktskylten stämplad 883–855	Designation plate stamped 883–855				[illegible] 0280
	–											0300
		–	–	ERF	–	699313-3	Tyg, brunt	Material, brown			8) METERVARA	0340
x		–	–	ERF	–	699419-8	Vävplast, svart	Plastic–coated fabric, black		6	9) (99949	0360 [illegible]
		–	–	–	–		Produktskylten stämplad 884–893	Designation plate stamped 884–893				[illegible] 0420
	–											0440
x		–	–	–	ERF	699419-8	Trikåplast, svart	Plastic–coated fabric, elastic, black		6	10) (99976) METERVARA	0460 0480
x		–	–	–	ERF	699419-8	Vävplast, svart	Plastic–coated fabric, black		6	9) (99949) METERVARA	0500 0520
		–	–	–	–		Produktskylten stämplad 885–856	Designation plate stamped 885–856				0540 0560
	–											0580
	2	2	–	–	–	696278-1	Klädsel	Cover				0600
		–	2	–	2	696406-8	Klädsel	Cover		8		0620
		–	–	2	–	698131-0	Klädsel	Cover				0640
	3	12	12	12	12	94944-6	.Knapp	.Button				0660
	4	12	12	12	12	94945-3	.Hållare	.Retainer				0680
	5	2	–	–	–	696279-9	Klädsel	Cover		8		0700
		–	2	–	2	696411-8	Klädsel	Cover				0720
		–	–	2	–	698132-8	Klädsel	Cover				0740
	5a	2	–	–	–	696288-0	Klädsel	Cover				0760
	6	1	–	–	–	697808-4	Klädsel	Cover			(696430)	0780
	6	1	–	–	–	696286-4	Klädsel	Cover		8		[illegible]
		–	1	–	1	696422-5	Klädsel	Cover				[illegible]
		–	–	1	–	698134-4	Klädsel	Cover				0840
	7	1	–	–	–	696287-2	Klädsel	Cover		8		0860
		–	1	–	–	696429-0	Klädsel	Cover		8		0880
		–	–	1	–	698136-9	Klädsel	Cover				0900
		–	–	–	1	696795-4	Klädsel	Cover				[illegible]
x	8	1	–	–	–	695818-5	Dörrpanel, V	Door panel			(696365)	[illegible]
		–	1	1	1	696450-6	Dörrpanel, V	Door panel, L				0960
		1	–	–	–	696366-4	Dörrpanel, H	Door panel, R				0980
		–	1	1	1	696452-2	Dörrpanel, H	Door panel, R				1000
	9	2	2	2	2	677003-6	.Bussning	.Bushing				1020
	10	2	2	2	2	678198-3	.List	.Moulding				1040
	11	1	1	1	1	686781-6	.List, V	.Moulding, L				1060
		1	1	1	1	686782-4	.List, H	.Moulding, R				1080

8. Enhet längdmeter. Metervarans bredd = 150 cm. Unit. Linear metre. Width of material = 150 cm. Unité, en mètres. Au mètre, de largeur 150 cm. Einheit, laufendes Meter. Breite der Meterware = 150 cm. Unidad, en metros. Por metro, ancho 150 cm.
9. Enhet kvadratmeter. Metervarans bredd = 130 cm. Unit: Square metres. Width of material = 130 cm. Unités, en mètres carrés. Au mètre de largeur 130 cm. Einheit, Quadratmeter. Breite der Meterware = 130 cm. Unidad, en metros cuadrados. Por metro, ancho 130 cm.
10. Enhet kvadratmeter. Metervarans bredd 140 cm. Unit: Square metres. Width of material = 140 cm. Unité, en mètres carrés. Au mètre, de largeur 140 cm. Einheit, Quadratmeter. Breite der Meterware = 140 cm. Unidad, en metros cuadrados. Por metro, ancho 140 cm.

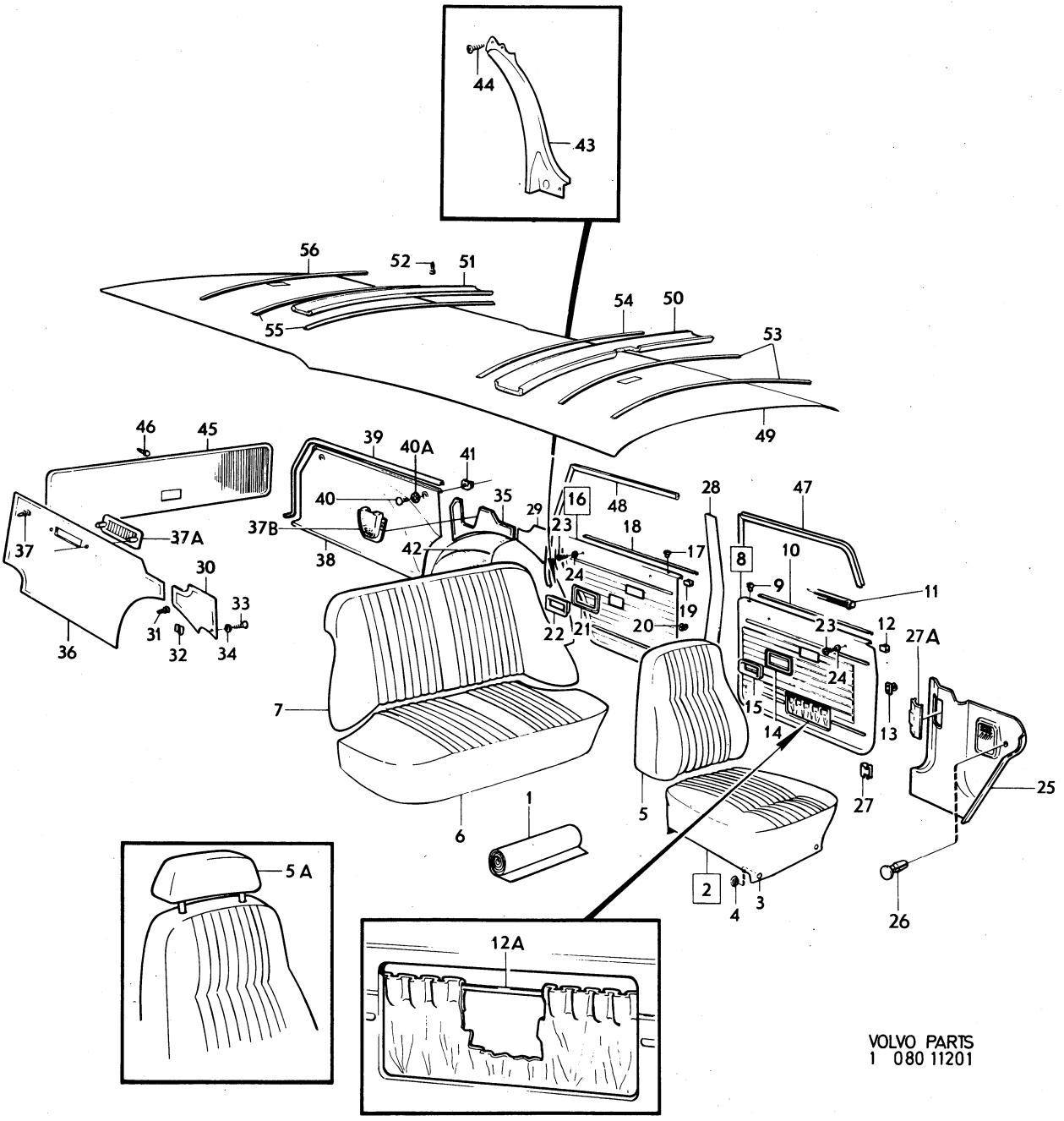

VOLVO PARTS
1 080 11201

Sida Page	Grupp Group	Innerklädsel, 145 NT klädselkombination	Upholstery, 145 NT upholstery combination	Illustration
300	8	882–885	882–885	11201 1980–04

Pos. Fig.	Antal/Quantity 882	883	884	885	Artikel nr Part No	Benämning	Description	Sats Kit	B P S R	Anmärkning Notes	
											3600
12	20	20	20	20	678201-5	.Clips	.Clips				1100
12a	600	600	600	600	1224099-0	.Resårband	.Rubber strap			(13391) METERVARA	1120
										2 X 300	1140
13	40	40	40	40	680097-3	Fäste	Anchorage				1160
14	2	2	2	2	678096-9	Ram	Frame				1180
15	2	2	2	2	677950-8	Sarg	Frame				1200
16	1	–	–	–	696367-2	Dörrpanel, V	Door panel, L				1220
	–	1	1	1	696454-8	Dörrpanel, V	Door panel, L				1240
	1	–	–	–	696368-0	Dörrpanel, H	Door panel, R				1260
	–	1	1	1	696456-3	Dörrpanel, H	Door panel, R				1280
17	2	2	2	2	677003-6	.Bussning	.Bushing				1300
18	2	2	2	2	678199-1	.List	.Moulding				1320
19	16	16	16	16	678201-5	.Clips	.Clip				1340
20	32	32	32	32	680097-3	Fäste	Anchorage				1360
21	2	2	2	2	678096-9	Ram	Frame				1380
22	2	2	2	2	677950-8	Sarg	Frame				1400
23	8	8	8	8	955154-0	Skruv	Screw				1420
24	8	8	8	8	959057-1	Bricka	Washer				1440
25	1	1	1	1	1210666-2	Panel, V	Panel, L		5	ERS AV 1 ST 1224756–5,	1460
										1 ST 1224832–4,	1480
										1 ST 1224833–2,	1500
										1 ST 1264867–1	1520
	1	1	1	1	1221109-0	Panel, H	Panel, R				1540
x 26	2	2	2	2	948690-3	Clips	Clip		2	(945790)	1560
27	8	8	8	8	944385-4	Clips	Clip				1580
27a	1	1	1	1	1221217-1	Lucka	Lid				1600
28	1	1	1	1	1204806-2	Panel, V	Panel, L			(681615) SBUR	1620
	1	1	1	1	1204824-5	Panel, V	Panel, L			(680323) SBMR	1640
	1	1	1	1	1204807-0	Panel, H	Panel, R			(681616) SBUR	1660
	1	1	1	1	1204825-2	Panel, H	Panel, R			(680324) SBMR	1680
29	1	–	–	–	696392-0	Panel, V	Panel, L				1700
	–	1	1	1	697822-5	Panel, V	Panel, L			(696462)	1720
30	1	–	–	–	696393-8	Panel, H	Panel, R				1740
	–	1	1	1	697823-3	Panel, H	Panel, R			(696463)	1760
31	4	4	4	4	680097-3	Fäste	Anchorage				1780
32	2	2	2	2	680539-4	Klammer	Clamp				1800
33	2	2	2	2	955154-0	Skruv	Screw				1820
34	2	2	2	2	959057-1	Bricka	Washer				1840
35	1	–	–	1	697281-4	Panel	Panel			EXCL USA, CAN	1860
	1	–	–	1	696111-4	Panel	Panel		8	USA, CAN	1880
	–	1	1	–	696113-0	Panel	Panel			(697282)	1900
										EXCL USA, CAN	1920
	–	1	1	–	696113-0	Panel	Panel			USA, CAN	1940
36	1	–	–	1	696117-1	Panel	Panel			(697285)	1960
										EXCL USA, CAN	1980
	1	–	–	1	696117-1	Panel	Panel			USA, CAN	2000
	–	1	1	–	696119-7	Panel	Panel		8	(697286)	2020
										EXCL USA, CAN	2040
	–	1	1	–	696119-7	Panel	Panel		8	USA, CAN	2060
37	9	9	9	9	680097-3	Fäste	Anchorage				2080
37a	–	–	–	–		Galler	Ventilator grille			SE GRUPP 9	2100
37b	2	2	2	2	1221083-7	Kåpa	Casing			USA, CAN	2120
x 38	1	1	1	1	1264876-2	Panel	Panel		5	(1213814)	2140
39	1120	1120	1120	1120	682466-8	Kantlist	Beading				2160
40	2	2	2	2	679469-7	Skruv	Screw			ERS AV 1 ST 1202843–7,	2180
										1 ST 946947–9	2200
40a	2	2	2	2	943407-7	Bricka	Washer				2220
41	2	2	2	2	150188-1	Mutter	Nut				2240
42	1	–	–	–	696394-6	Klädsel, V	Cover, L				2260
	–	1	1	–	696464-7	Klädsel, V	Cover, L				2280
	–	–	–	1	696465-4	Klädsel, V	Cover, L		8		2300
	1	–	–	–	696395-3	Klädsel, H	Cover, R				2320
	–	1	1	–	696466-2	Klädsel, H	Cover, R		8		2340

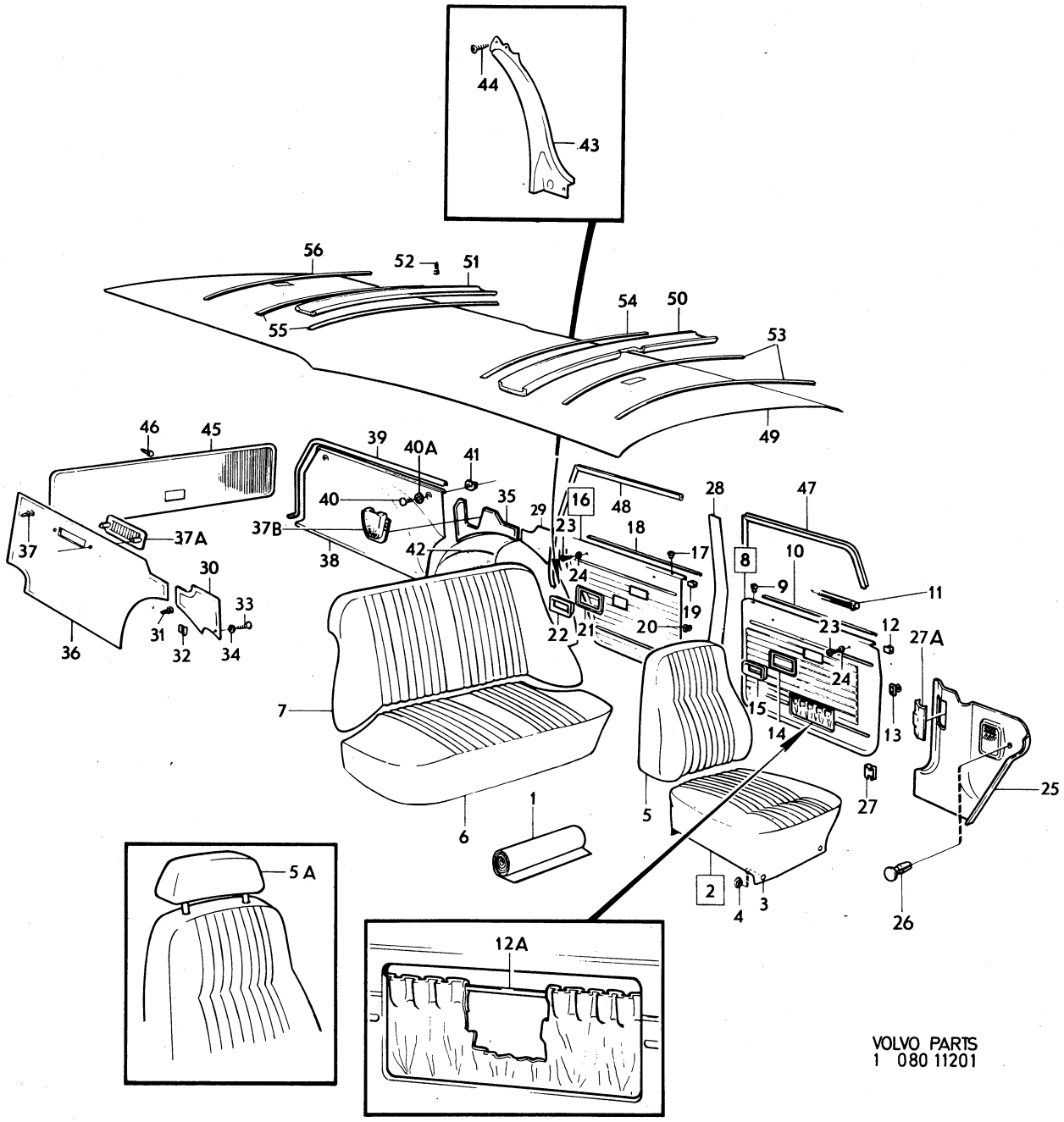

VOLVO PARTS
1 080 11201

Sida Page	Grupp Group	Innerklädsel, 145 NT	Upholstery, 145 NT	Illustration	3600
		klädselkombination	upholstery combination	11201	
302	8	882–885	882–885	1980–04	

	Pos. Fig.	Antal/Quantity 882	883	884	885	Artikel nr Part No	Benämning	Description	Sats Kit	B P S R	Anmärkning Notes	
		–	–	–	1	696467-0	Klädsel, H	Cover, R				2360
	43	1	1	1	1	679356-6	Hållare, V	Retainer, L				2380
		1	1	1	1	679357-4	Hållare, H	Retainer, R				2400
	44	4	4	4	4	955127-6	Skruv	Screw				2420
	45	1	–	–	1	697277-2	Panel	Panel				2440
		–	1	1	–	697278-0	Panel	Panel		8		2460
	46	21	21	21	21	680097-3	Fäste	Anchorage				2480
x	47	5200	5200	5200	5200	1254784-0	Kantskyddslist	Edge moulding		2	(678238)	2500
x	48	5200	5200	5200	5200	1254784-0	Kantskyddslist	Edge moulding		2	(678238)	2520
	49	1	1	1	1	691866-8	Innertak	Head lining				2540
		ERF	ERF	ERF	ERF	99755-1	.Trikåplast	.Plastic–coated fabric		8	9)	[illegible]
	50	1	1	1	1	692067-2	Stoppning	Upholstery				[illegible]
x	51	2	2	2	2	698550-1	Stoppning	Upholstery		5	(679680)	2600
	52	18	18	18	18	666629-1	Plugg	Plug				2620
	53	2	2	2	2	679667-6	Taksprygel	Roof bow				2640
	54	1	1	1	1	679668-4	Taksprygel	Roof bow				2660
	55	2	2	2	2	679669-2	Taksprygel	Roof bow				[illegible]
	56	1	1	1	1	678940-8	Taksprygel	Roof bow				[illegible]

9. Enhet kvadratmeter. Metervarans bredd = 130 cm. Unit: Square metres. Width of material = 130 cm. Unités, en mètres carrés. Au mètre de largeur 130 cm. Einheit, Quadratmeter. Breite der Meterware = 130 cm. Unidad, en metros cuadrados. Por metro, ancho 130 cm.

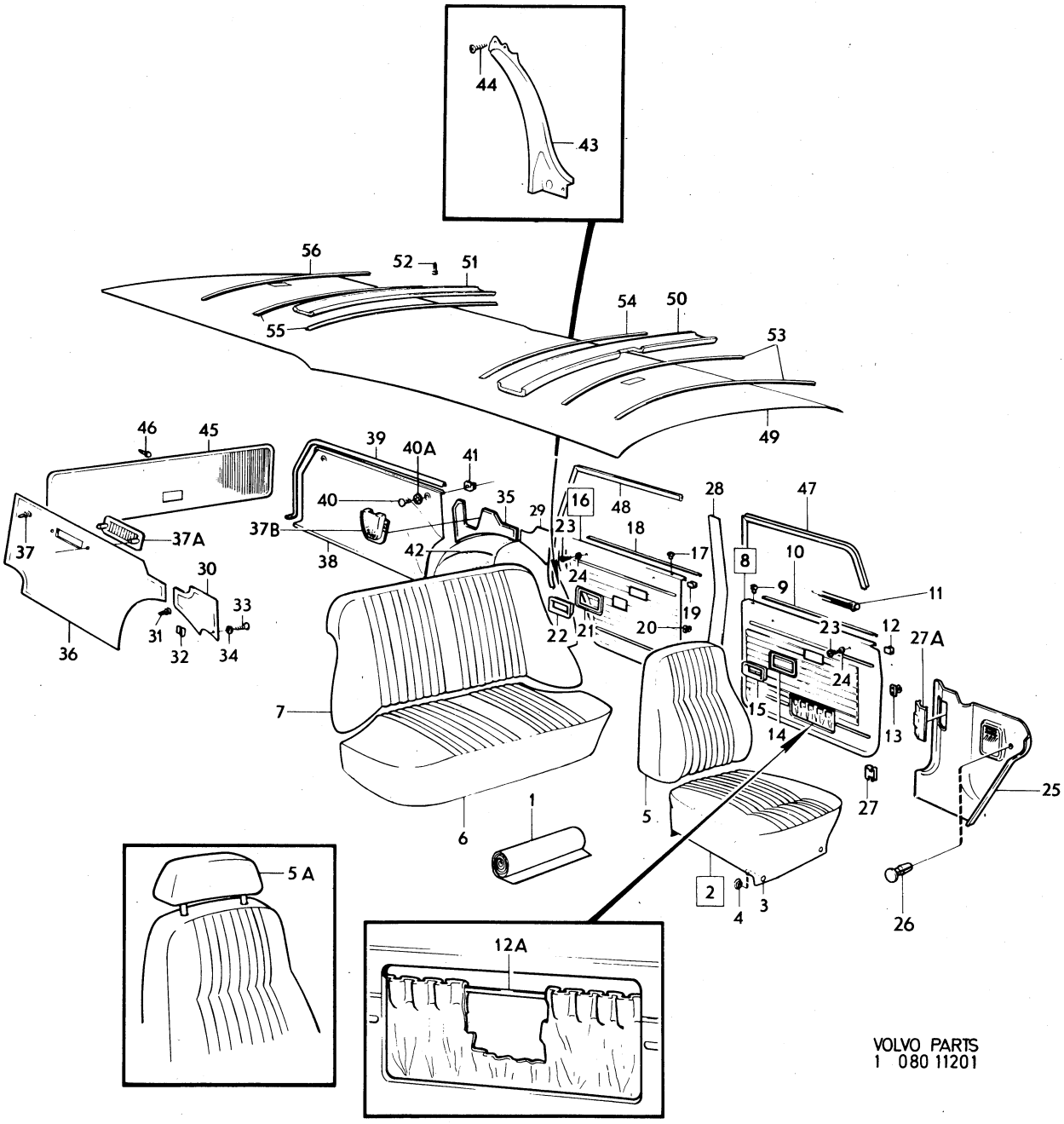

VOLVO PARTS
1 080 11201

Sida Page	Grupp Group	Innerklädsel, 145 NT	Upholstery, 145 NT	Illustration	3650
		klädselkombination	upholstery combination	11201	
304	8	886, 894	886, 894	1980–04	

Pos. Fig.	Antal/Quantity 886	894			Artikel nr Part No	Benämning	Description	Sats Kit	B P S R	Anmärkning Notes	
1	ERF	–	–	–	699287-9	Trikåplast, brun	Plastic–coated fabric, elastic, brown			8) (699214) METERVARA	1010 1020
	ERF	–	–	–	699287-9	Vävplast, brun	Plastic–coated fabric, brown			8) (699215) METERVARA	1030 1040
	–	–	–	–		Produktskylten stämplad 886–890	Designation plate stamped 886–890				1050 1060
–											1070
	–	ERF	–	–	699383-6	Tyg, svart	Material, black			8) (699252) METERVARA	1080 1081
x	–	ERF	–	–	699419-8	Trikåplast, svart	Plastic–coated fabric, elastic, black		6	10) (99976) METERVARA	1090 1100
	–	–	–	–		Produktskylten stämplad 894–859	Designation plate stamped 894–859				1 1120
–											1130
2	2	–	–	–	696407-6	Klädsel	Cover		8		1140
	–	2	–	–	696300-3	Klädsel	Cover				1150
3	12	12	–	–	94944-6	.Knapp	.Button				1160
4	12	12	–	–	94945-3	.Hållare	.Retainer				1
5	2	–	–	–	696412-6	Klädsel	Cover				1180
	–	2	–	–	696301-1	Klädsel	Cover				1190
5a	2	–	–	–	697774-8	Klädsel	Cover			(696431)	1200
	–	2	–	–	697808-4	Klädsel	Cover			(696430)	1210
6	1	–	–	–	697720-1	Klädsel	Cover		8		1220
	–	1	–	–	696304-5	Klädsel	Cover				1230
7	1	–	–	–	697721-9	Klädsel	Cover		8		1240
	–	1	–	–	696306-0	Klädsel	Cover				1250
8	1	–	–	–	696451-4	Dörrpanel, V	Door panel, L				1260
	–	1	–	–	696450-6	Dörrpanel, V	Door panel, L			(696310)	1270
	1	–	–	–	696453-0	Dörrpanel, H	Door panel, R		8		1280
	–	1	–	–	696452-2	Dörrpanel, H	Door panel, R			(696311)	1290
9	2	2	–	–	677003-6	.Bussning	.Bushing				1300
10	2	2	–	–	678198-3	.List	.Moulding				1310
11	1	1	–	–	686781-6	.List, V	.Moulding, L				1320
	1	1	–	–	686782-4	.List, H	.Moulding, R				1330
12	20	20	–	–	678201-5	.Clips	.Clip				1340
12a	600	600	–	–	1224099-0	.Resårband	.Rubber strap			(13391) METERVARA 2 X 300	1350 1351
13	40	40	–	–	680097-3	Fäste	Anchorage				1360
14	2	2	–	–	678096-9	Ram	Frame				1
15	2	2	–	–	677950-8	Sarg	Frame				1380
16	1	–	–	–	696455-5	Dörrpanel, V	Door panel, L				1390
	–	1	–	–	696454-8	Dörrpanel, V	Door panel, L			(696312)	1400
	1	–	–	–	696457-1	Dörrpanel, H	Door panel, R				1410
	–	1	–	–	696456-3	Dörrpanel, H	Door panel, R			(696313)	1420
17	2	2	–	–	677003-6	.Bussning	.Bushing				1
18	2	2	–	–	678199-1	.List	.Moulding				1440
19	16	16	–	–	678201-5	.Clips	.Clip				1450
20	32	32	–	–	680097-3	Fäste	Anchorage				1460
21	2	2	–	–	678096-9	Ram	Frame				1470
22	2	2	–	–	677950-8	Sarg	Frame				1480
23	8	8	–	–	955154-0	Skruv	Screw				1490
24	8	8	–	–	959057-1	Bricka	Washer				1500

8. Enhet längdmeter. Metervarans bredd = 150 cm. Unit. Linear metre. Width of material = 150 cm. Unité, en mètres. Au mètre, de largeur 150 cm. Einheit, laufendes Meter. Breite der Meterware = 150 cm. Unidad, en metros. Por metro, ancho 150 cm.

10. Enhet kvadratmeter. Metervarans bredd 140 cm. Unit: Square metres. Width of material = 140 cm. Unité, en mètres carrés. Au mètre, de largeur 140 cm. Einheit, Quadratmeter. Breite der Meterware = 140 cm. Unidad, en metros cuadrados. Por metro, ancho 140 cm.

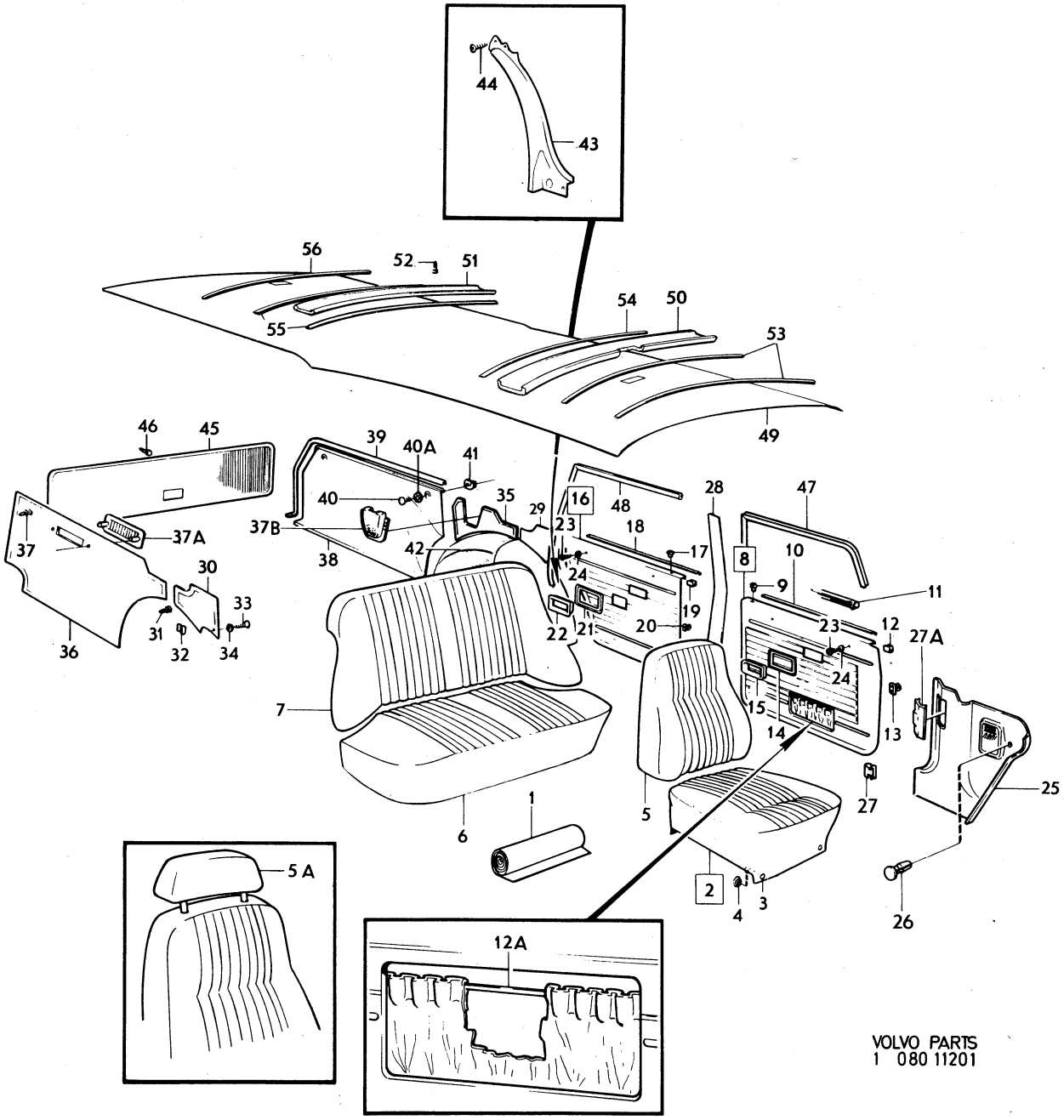

VOLVO PARTS
1 080 11201

Sida Page	Grupp Group	Innerklädsel, 145 NT	Upholstery, 145 NT	Illustration	3650
		klädselkombination	upholstery combination	11201	
306	8	886, 894	886, 894	1980–04	

Pos. Fig.	Antal/Quantity 886	894			Artikel nr Part No	Benämning	Description	Sats Kit	B P S R	Anmärkning Notes	
25	1	1	–	–	1210666-2	Panel, V	Panel, L		5	ERS AV 1 ST 1224756–5,	1510
										1 ST 1224832–4,	1511
										1 ST 1224833–2,	1512
										1 ST 1264867–1	1513
	1	1	–	–	1221109-0	Panel, H	Panel, R				1520
x 26	2	2	–	–	948690-3	Clips	Clip		2	(945790)	1530
27	8	8	–	–	944385-4	Clips	Clip				1560
27a	1	1	–	–	1221217-1	Lucka	Lid				1570
28	1	1	–	–	1204806-2	Panel, V	Panel, L			(681615)	2010
	1	1	–	–	1204824-5	Panel, V	Panel, L			(680323) SBMR	2020
	1	1	–	–	1204807-0	Panel, H	Panel, R			(681616)	2[illegible]
	1	1	–	–	1204825-2	Panel, H	Panel, R			(680324) SBMR	2[illegible]
29	1	–	–	–	697724-3	Panel, V	Panel, L				2050
	–	1	–	–	697822-5	Panel, V	Panel, L			(696462)	2060
30	1	–	–	–	697725-0	Panel, H	Panel, R		8		2070
	–	1	–	–	697823-3	Panel, H	Panel, R			(696463)	2080
31	4	4	–	–	680097-3	Fäste	Anchorage				2[illegible]
32	2	2	–	–	680539-4	Klammer	Clamp				2[illegible]
33	2	2	–	–	955154-0	Skruv	Screw				2110
34	2	2	–	–	959057-1	Bricka	Washer				2120
35	1	1	–	–	696113-0	Panel	Panel			(697282)	2130
										EXCL USA, CAN	2131
	1	1	–	–	696113-0	Panel	Panel			USA, CAN	2140
36	1	1	–	–	696119-7	Panel	Panel		8	(697286)	2150
										EXCL USA, CAN	2151
	1	1	–	–	696119-7	Panel	Panel		8	USA, CAN	2160
37	9	9	–	–	680097-3	Fäste	Anchorage				2170
37a	–	–	–	–		Galler	Ventilator grille			SE GRUPP 9	2180
37b	2	2	–	–	1221083-7	Kåpa	Casing			USA, CAN	2190
x 38	1	1	–	–	1264876-2	Panel	Panel		5	(1213814)	2200
39	1120	1120	–	–	682466-8	Kantlist	Beading				2210
40	2	2	–	–	679469-7	Skruv	Screw			ERS AV 1 ST 1202843–7,	2220
										1 ST 946947–9	2221
40a	2	2	–	–	943407-7	Bricka	Washer				2230
41	2	2	–	–	150188-1	Mutter	Nut				2240
42	1	–	–	–	697722-7	Klädsel, V	Cover, L				2250
	–	1	–	–	696464-7	Klädsel, V	Cover, L				2260
	1	–	–	–	697723-5	Klädsel, H	Cover, R				2[illegible]
	–	1	–	–	696466-2	Klädsel, H	Cover, R		8		2[illegible]
43	1	1	–	–	679356-6	Hållare, V	Retainer, L				2290
	1	1	–	–	679357-4	Hållare, H	Retainer, R				2300
44	4	4	–	–	955127-6	Skruv	Screw				2310
45	1	1	–	–	697278-0	Panel	Panel		8		2320
46	21	21	–	–	680097-3	Fäste	Anchorage				2[illegible]
x 47	5200	5200	–	–	1254784-0	Kantskyddslist	Edge moulding		2	(678238)	2[illegible]
x 48	5200	5200	–	–	1254784-0	Kantskyddslist	Edge moulding		2	(678238)	2350
49	1	1	–	–	691866-8	Innertak	Head lining				2360
	ERF	ERF	–	–	99755-1	.Trikåplast	.Plastic–coated fabric		8	9)	2370
50	1	1	–	–	692067-2	Stoppning	Upholstery				2380
51	2	2	–	–	679680-9	Stoppning	Upholstery				2390
52	18	18	–	–	666629-1	Plugg	Plug			TID UTF	2400
53	2	2	–	–	679667-6	Taksprygel	Roof bow				2410
54	1	1	–	–	679668-4	Taksprygel	Roof bow				2420
55	2	2	–	–	679669-2	Taksprygel	Roof bow				2430
56	1	1	–	–	678940-8	Taksprygel	Roof bow				2440

9. Enhet kvadratmeter. Metervarans bredd = 130 cm. Unit: Square metres. Width of material = 130 cm. Unités, en mètres carrés. Au mètre de largeur 130 cm. Einheit, Quadratmeter. Breite der Meterware = 130 cm. Unidad, en metros cuadrados. Por metro, ancho 130 cm.

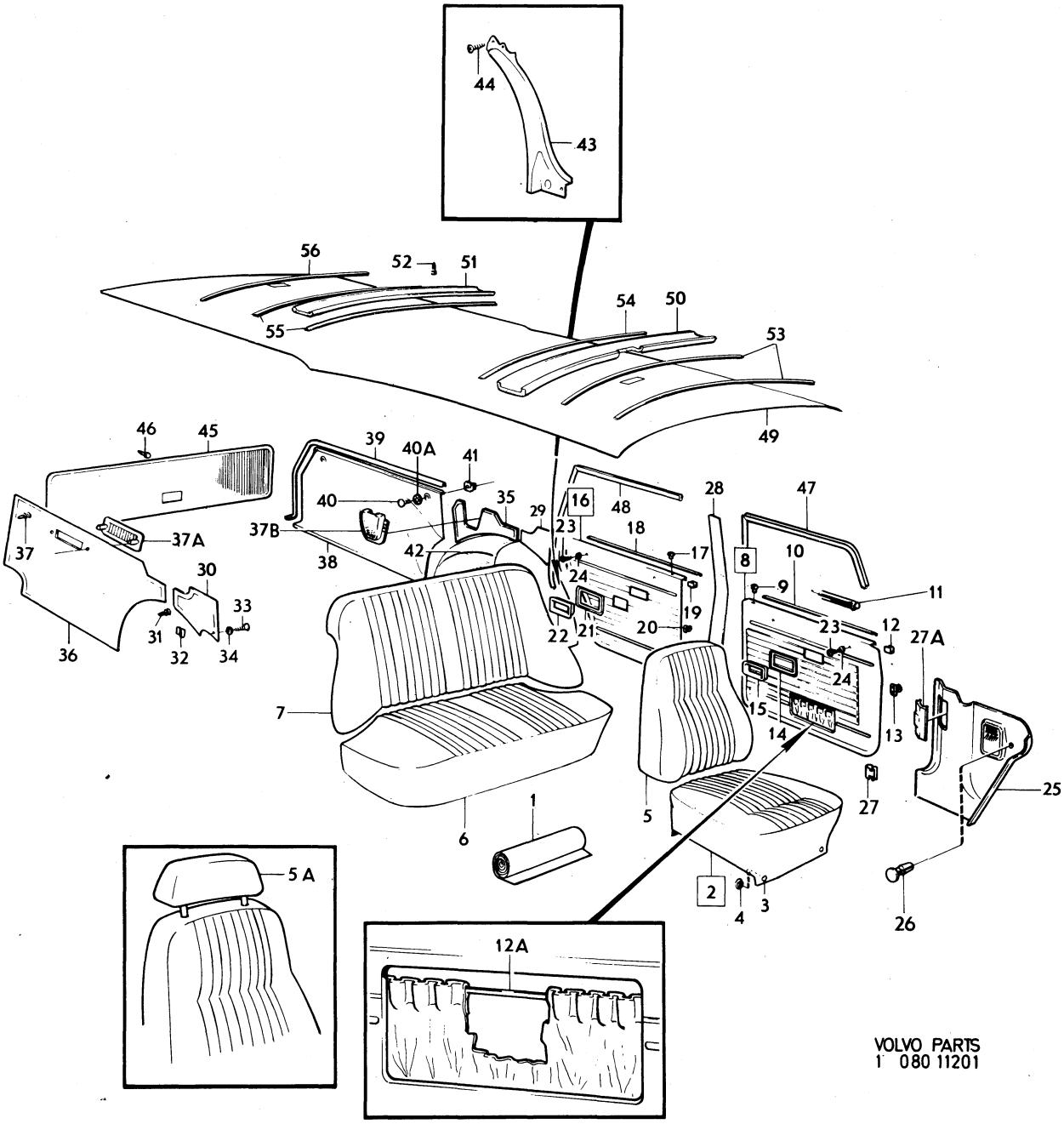

VOLVO PARTS
1 080 11201

Sida Page	Grupp Group	Innerklädsel, 145 NT VARU HV	Upholstery, 145 NT VARU HV	Illustration	3700
		klädselkombination 253	upholstery combination 253	11577	
308	8			1980–04	

	Pos. Fig.	Antal/Quantity 253				Artikel nr Part No	Benämning	Description	Sats Kit	B P S R	Anmärkning Notes	
	1	ERF	–	–	–	699383-6	Tyg, svart	Material, black			8) METERVARA	1010
		ERF	–	–	–	699288-7	Trikåplast, svart	Plastic–coated fabric, elastic, black			8) METERVARA	1020 1030
x		ERF	–	–	–	699419-8	Vävplast, svart	Plastic–coated fabric, black		6	9) (699293) METERVARA	1040 1050
		–	–	–	–		Produktskylten stämplad 253	Designation plate stamped 253				1060 1070
	–	–	–	–	–							1080
	2	2	–	–	–	697829-0	Klädsel	Cover				1090
	3	12	–	–	–	94944-6	.Knapp	.Button				1100
	4	12	–	–	–	94945-3	.Hållare	.Retainer				1[illegible]
	5	2	–	–	–	697831-6	Klädsel	Cover				1[illegible]
	6	2	–	–	–	697808-4	Klädsel	Cover				1130
	7	1	–	–	–	697835-7	Klädsel	Cover				1140
	8	1	–	–	–	697841-5	Klädsel	Cover		8		1150
x	9	1	–	–	–	698932-1	Dörrpanel, V	Door panel		5	(697847)	1160
		1	–	–	–	697849-8	Dörrpanel, H	Door panel, R				1[illegible]
	10	2	–	–	–	677003-6	.Bussning	.Bushing				1[illegible]
x	11	2	–	–	–	1264547-9	.List, ämne	.Moulding, blank		5	(1210425)	1190
	12	16	–	–	–	1210439-4	.Clips	.Clip				1200
	13	4	–	–	–	955156-5	Skruv	Screw				1210
	14	4	–	–	–	959057-1	Bricka	Washer				1220
	15	40	–	–	–	680097-3	Fäste	Anchorage				1230
	16	2	–	–	–	1210476-6	Sarg	Frame				1240
	17	1	–	–	–	1204630-6	Panel, V	Panel, L				1250
		1	–	–	–	1204631-4	Panel, H	Panel, R				1260
x	18	1	–	–	–	1241389-4	Dörrpanel, V	Door panel, L		5	(697851) (698936)	1270
x		1	–	–	–	1241393-6	Dörrpanel, H	Door panel, R		5	(697853) (698937)	1280
	19	2	–	–	–	677003-6	.Bussning	.Bushing				1290
x	20	2	–	–	–	1264547-9	.List, ämne	.Moulding, blank		5	(1210425)	1300
	21	16	–	–	–	1210439-4	.Clips	.Clip				1310
	22	4	–	–	–	955154-0	Skruv	Screw				1320
	23	4	–	–	–	959057-1	Bricka	Washer				1330
	24	32	–	–	–	680097-3	Fäste	Anchorage				1340
	25	2	–	–	–	1210476-6	Sarg	Frame				1350
	26	1	–	–	–	1210666-2	Panel, V	Panel, L		5	ERS AV 1 ST 1224756–5, 1 ST 1224832–4, 1 ST 1224833–2, 1 ST 1264867–1	1360 1361 1[illegible] 1[illegible]
		1	–	–	–	1221109-0	Panel, H	Panel, R				1370
x	27	2	–	–	–	948690-3	Clips	Clip		2	(945790)	1380
	28	1	–	–	–	1207699-8	Lucka	Lid				1390
	29	1	–	–	–	1204806-2	Panel, V	Panel, L			SBUR	1400
		1	–	–	–	1204824-5	Panel, V	Panel, L			SBMR	1[illegible]
		1	–	–	–	1204807-0	Panel, H	Panel, R			SBUR	1[illegible]
		1	–	–	–	1204825-2	Panel, H	Panel, R			SBMR	1430
	30	1	–	–	–	697822-5	Panel, V	Panel, L				1440
	31	1	–	–	–	697823-3	Panel, H	Panel, R				1450
	32	4	–	–	–	680097-3	Fäste	Anchorage				1460
	33	2	–	–	–	680539-4	Klammer	Clamp				1470
	34	2	–	–	–	955154-0	Skruv	Screw				1480
	35	2	–	–	–	959057-1	Bricka	Washer				1490
	36	1	–	–	–	698062-7	Panel	Panel		8	EXCL USA, CAN	1500
		1	–	–	–	698118-7	Panel	Panel		8	USA, CAN	1510
	37	1	–	–	–	698063-5	Panel	Panel		8	EXCL USA, CAN	1520

8. Enhet längdmeter. Metervarans bredd = 150 cm. Unit. Linear metre. Width of material = 150 cm. Unité, en mètres. Au mètre, de largeur 150 cm. Einheit, laufendes Meter. Breite der Meterware = 150 cm. Unidad, en metros. Por metro, ancho 150 cm.
9. Enhet kvadratmeter. Metervarans bredd = 130 cm. Unit: Square metres. Width of material = 130 cm. Unités, en mètres carrés. Au mètre de largeur 130 cm. Einheit, Quadratmeter. Breite der Meterware = 130 cm. Unidad, en metros cuadrados. Por metro, ancho 130 cm.

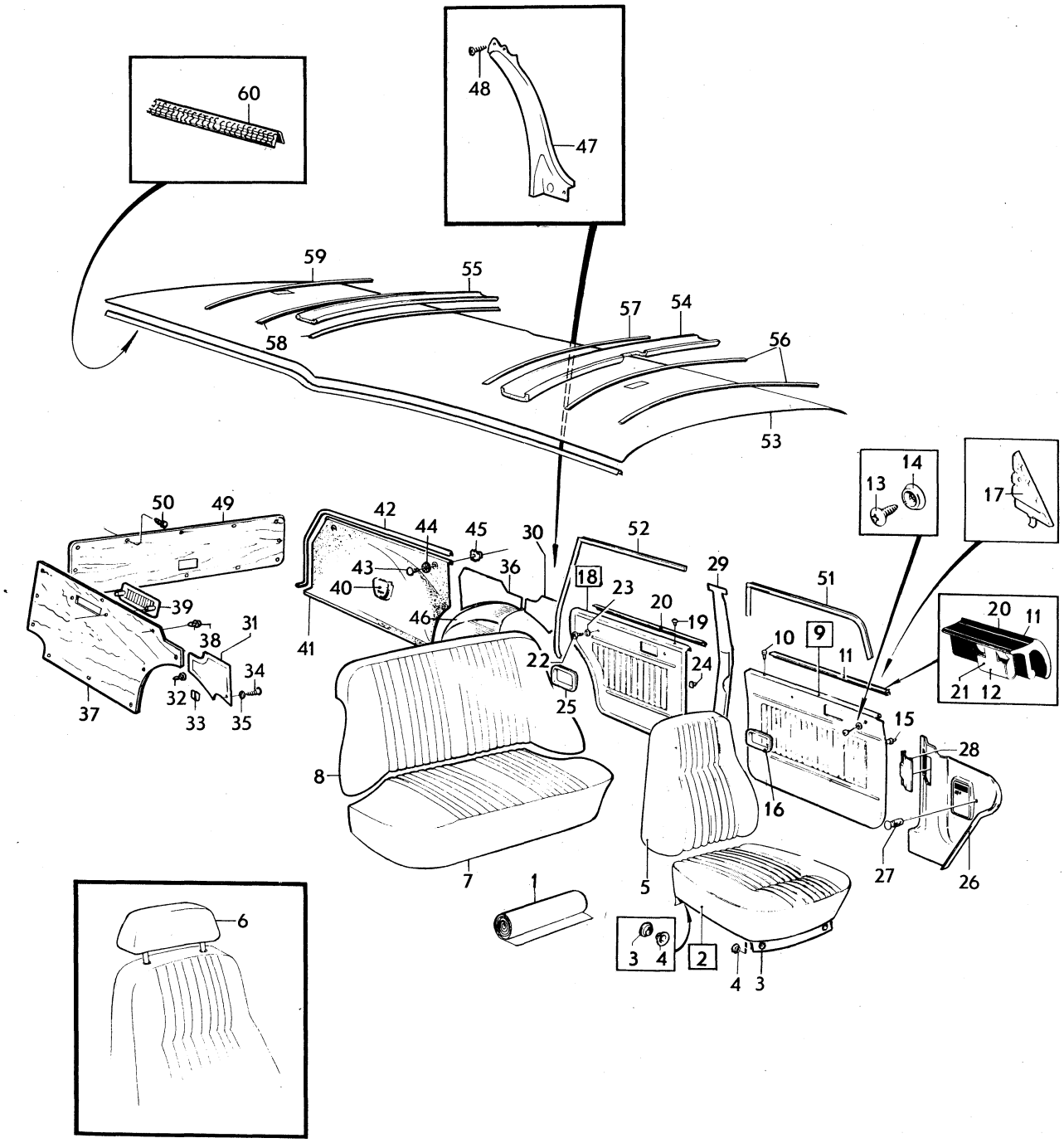

VOLVO PARTS
1-080-11577

Sida Page	Grupp Group	Innerklädsel, 145 NT VARU HV klädselkombination 253	Upholstery, 145 NT VARU HV upholstery combination 253	Illustration 3700 11577 1980–04
310	8			

	Pos. Fig.	Antal/Quantity 253				Artikel nr Part No	Benämning	Description	Sats Kit	B P S R	Anmärkning Notes	
		1	–	–	–	698119-5	Panel	Panel			USA, CAN	1530
	38	9	–	–	–	680097-3	Fäste	Anchorage				1540
	39	–	–	–	–		Galler	Ventilator grille			SE GRUPP 9	2010
	40	2	–	–	–	1221083-7	Kåpa	Casing			USA, CAN	2020
x	41	1	–	–	–	1264876-2	Panel	Panel		5	(1213814)	2030
	42	1120	–	–	–	682466-8	Kantlist	Beading				2040
	43	2	–	–	–	679469-7	Skruv	Bolt			ERS AV 1 ST 1202843–7, 1 ST 946947–9	2050 2051
	44	2	–	–	–	943407-7	Bricka	Washer				2060
	45	2	–	–	–	150188-1	Mutter	Nut				2070
	46	1	–	–	–	698248-2	Klädsel, V	Cover, L				[illegible]
		1	–	–	–	698249-0	Klädsel, H	Cover, R				[illegible]
	47	1	–	–	–	679356-6	Hållare, V	Retainer, L				2100
		1	–	–	–	679357-4	Hållare, H	Retainer, R				2110
	48	4	–	–	–	955138-3	Skruv	Screw				2120
	49	1	–	–	–	698059-3	Panel	Panel		8		2130
	50	21	–	–	–	944519-8	Fäste	Anchorage				[illegible]
x	51	5200	–	–	–	1254784-0	Kantskyddslist	Edge moulding		2	(678238) 2X2600	[illegible]
x	52	5200	–	–	–	1254784-0	Kantskyddslist	Edge moulding		2	(678238) 2X2600	2160
	53	1	–	–	–	691866-8	Innertak	Head lining				2170
		ERF	–	–	–	99755-1	.Trikåplast	.Plastic–coated fabric		8	9)	2180
	54	1	–	–	–	692067-2	Stoppning	Upholstery				2190
	55	2	–	–	–	679680-9	Stoppning	Upholstery				2200
	56	2	–	–	–	679667-6	Taksprygel	Roof bow				2210
	57	1	–	–	–	679668-4	Taksprygel	Roof bow				2220
	58	2	–	–	–	679669-2	Taksprygel	Roof bow				2230
	59	1	–	–	–	678940-8	Taksprygel	Roof bow				2240
x	60	940	–	–	–	1254784-0	Kantskyddslist	Edge moulding		2	(678238) 2X470	2250

9. Enhet kvadratmeter. Metervarans bredd = 130 cm. Unit: Square metres. Width of material = 130 cm. Unités, en mètres carrés. Au mètre de largeur 130 cm. Einheit, Quadratmeter. Breite der Meterware = 130 cm. Unidad, en metros cuadrados. Por metro, ancho 130 cm.

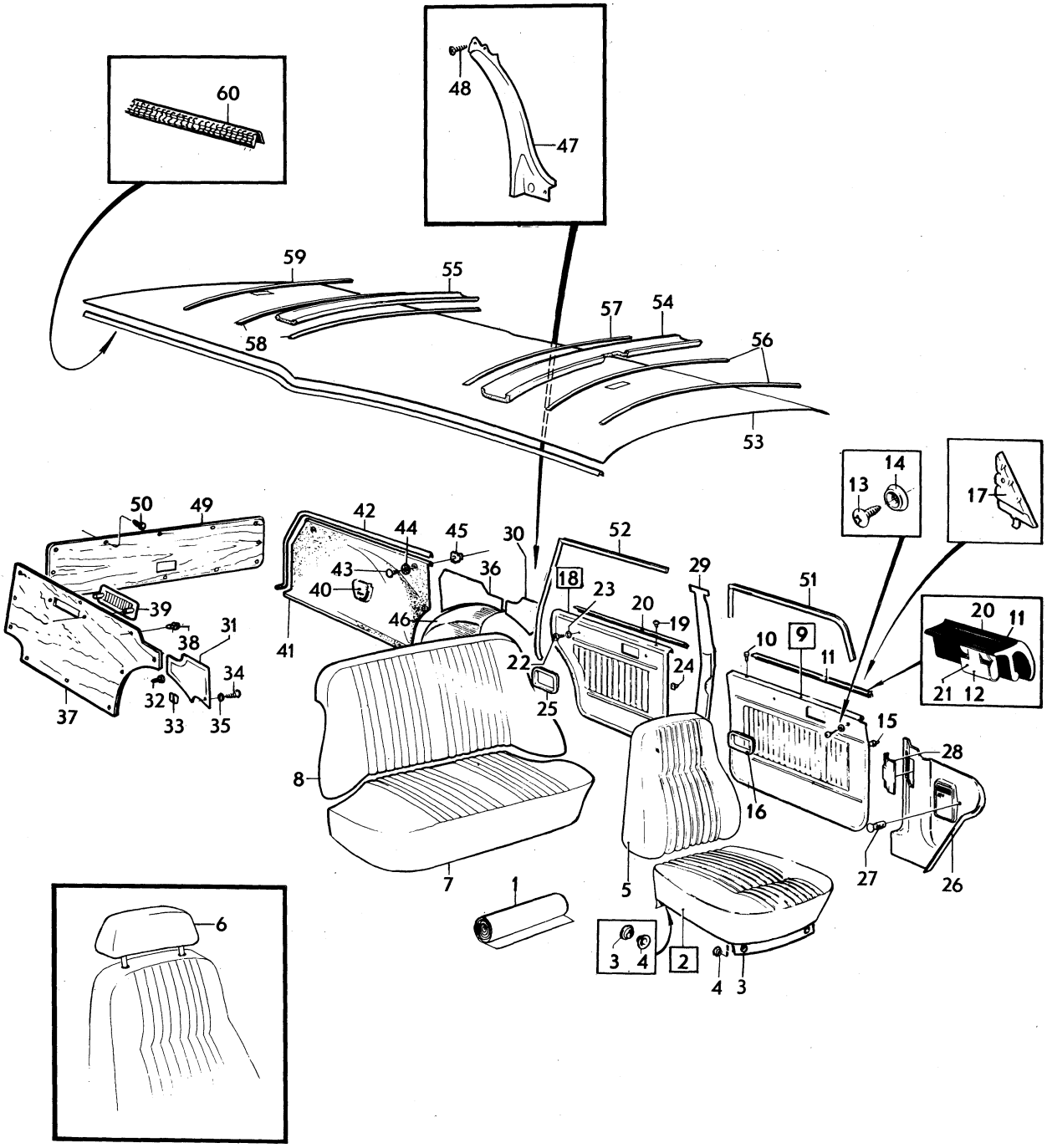

VOLVO PARTS
1-080-11577

Sida Page	Grupp Group	Innerklädsel, 145 NT VARU HV klädselkombination 891	Upholstery, 145 NT VARU HV upholstery combination 891	Illustration 3750 11661 1980–04
312	8			

	Pos. Fig.	Antal/Quantity 891				Artikel nr Part No	Benämning	Description	Sats Kit	B P S R	Anmärkning Notes	
	1	ERF	–	–	–	699383-6	Tyg, svart	Material, black			8) (699252) METERVARA	1010 1011
x		ERF	–	–	–	699419-8	Trikåplast, svart	Plastic–coated fabric, elastic, black		6	10) (99976) METERVARA	1020 1030
		–	–	–	–		Produktskylten stämplad 891–858	Designation plate stamped 891–858				1040 1050
	–											1060
	2	2	–	–	–	696300-3	Klädsel	Cover				1070
	3	12	–	–	–	94944-6	.Knapp	.Button				1080
	4	12	–	–	–	94945-3	.Hållare	.Retainer				1090
	5	2	–	–	–	696301-1	Klädsel	Cover				[illegible]
	5a	2	–	–	–	697808-4	Klädsel	Cover			(696430)	[illegible]
	6	1	–	–	–	696304-5	Klädsel	Cover				1120
	7	1	–	–	–	696306-0	Klädsel	Cover			(696305)	1130
	8	1	–	–	–	696450-6	Dörrpanel, V	Door panel, L			(696310)	1140
		1	–	–	–	696452-2	Dörrpanel, H	Door panel, R			(696311)	1150
	9	2	–	–	–	677003-6	.Bussning	.Bushing				[illegible]
	10	2	–	–	–	678198-3	.List	.Moulding				[illegible]
	11	1	–	–	–	686781-6	.List, V	.Moulding, L				1180
		1	–	–	–	686782-4	.List, H	.Moulding, R				1190
	12	20	–	–	–	678201-5	.Clips	.Clip				1200
	13	40	–	–	–	680097-3	Fäste	Anchorage				1210
	14	2	–	–	–	678096-9	Ram	Frame				1220
	15	2	–	–	–	677950-8	Sarg	Frame				1230
	16	1	–	–	–	696454-8	Dörrpanel, V	Door panel, L			(696312)	1240
		1	–	–	–	696456-3	Dörrpanel, H	Door panel, R			(696313)	1250
	17	2	–	–	–	677003-6	.Bussning	.Bushing				1260
	18	2	–	–	–	678199-1	.Tätningslist	.Seal moulding				1270
	19	16	–	–	–	678201-5	.Clips	.Clip				1280
	20	32	–	–	–	680097-3	Fäste	Anchorage				1290
	21	2	–	–	–	678096-9	Ram	Frame				1300
	22	2	–	–	–	677950-8	Sarg	Frame				1310
	23	8	–	–	–	955154-0	Skruv	Screw				1320
	24	8	–	–	–	959057-1	Bricka	Washer				1330
	25	1	–	–	–	1210666-2	Panel, V	Panel, L		5	ERS AV 1 ST 1224756–5, 1 ST 1224832–4, 1 ST 1224833–2, 1 ST 1264867–1	1340 1341 1342 [illegible]
		1	–	–	–	1221109-0	Panel, H	Panel, R				[illegible]
x	26	2	–	–	–	948690-3	Clips	Clip		2	(945790)	1360
	27	8	–	–	–	944385-4	Clips	Clip				1370
	28	1	–	–	–	1221217-1	Lucka	Lid				1380
	29	1	–	–	–	1204806-2	Panel, V	Panel, L			(681615) SBUR	1390
		1	–	–	–	1204824-5	Panel, V	Panel, L			(680323) SBMR	[illegible]
		1	–	–	–	1204807-0	Panel, H	Panel, R			(681616) SBUR	[illegible]
		1	–	–	–	1204825-2	Panel, H	Panel, R			(680324) SBMR	1420
	30	1	–	–	–	697822-5	Panel, V	Panel, L			(696462)	1430
	31	1	–	–	–	697823-3	Panel, H	Panel, R			(696463)	1440
	32	4	–	–	–	680097-3	Fäste	Anchorage				1450
	33	2	–	–	–	680539-4	Klammer	Clammer				1460
	34	2	–	–	–	955154-0	Skruv	Screw				1470
	35	2	–	–	–	959057-1	Bricka	Washer				1480
	36	1	–	–	–	696113-0	Panel	Panel			(697282)	1490
	37	1	–	–	–	696119-7	Panel	Panel		8	(697286)	1500
	38	9	–	–	–	680097-3	Fäste	Anchorage				1510

8. Enhet längdmeter. Metervarans bredd = 150 cm. Unit. Linear metre. Width of material = 150 cm. Unité, en mètres. Au mètre, de largeur 150 cm. Einheit, laufendes Meter. Breite der Meterware = 150 cm. Unidad, en metros. Por metro, ancho 150 cm.

10. Enhet kvadratmeter. Metervarans bredd 140 cm. Unit: Square metres. Width of material = 140 cm. Unité, en mètres carrés. Au mètre, de largeur 140 cm. Einheit, Quadratmeter. Breite der Meterware = 140 cm. Unidad, en metros cuadrados. Por metro, ancho 140 cm.

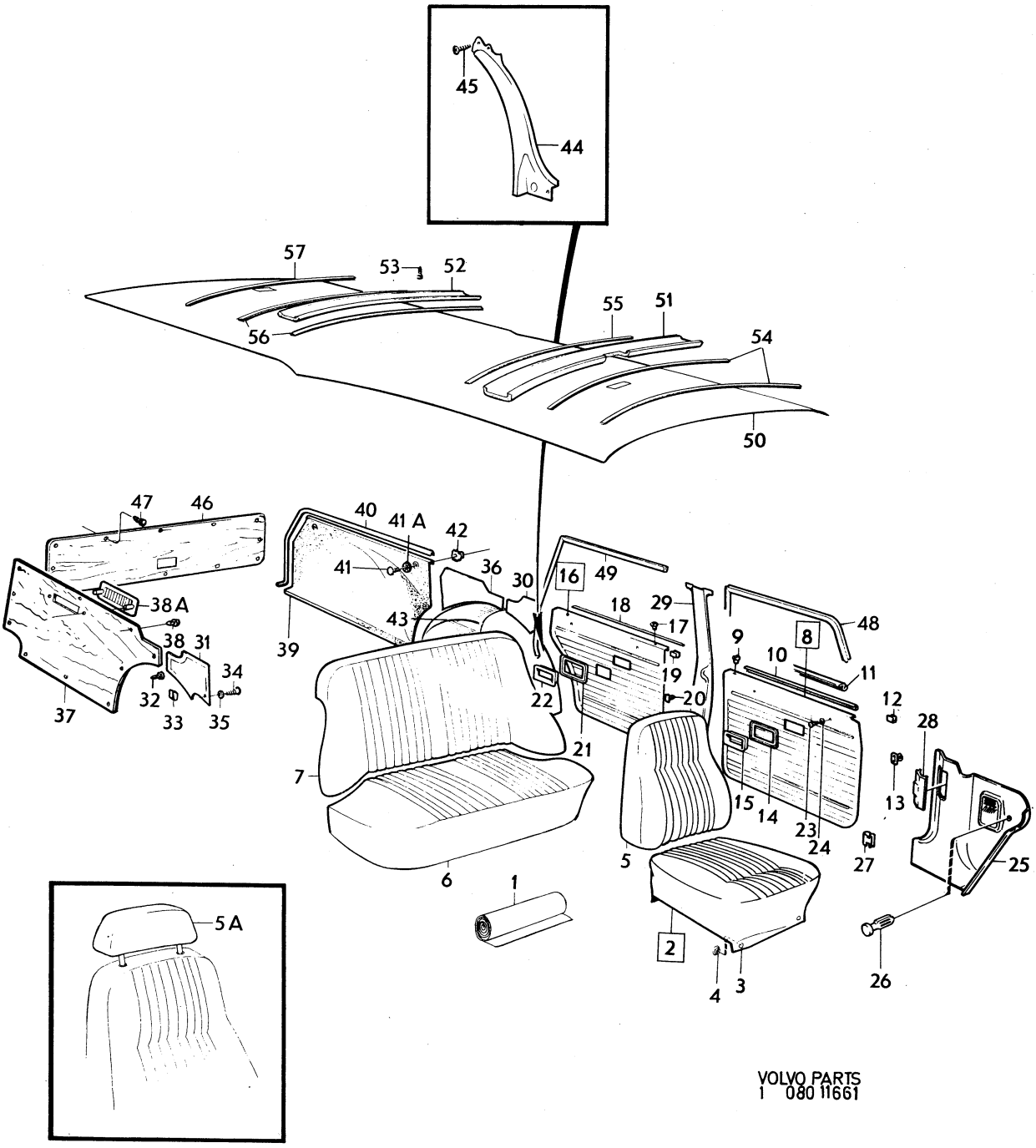

VOLVO PARTS
1 080 11661

Sida Page	Grupp Group	Innerklädsel, 145 NT VARU HV klädselkombination 891	Upholstery, 145 NT VARU HV upholstery combination 891	Illustration	3750
314	8			11661 1980–04	

	Pos. Fig.	Antal/Quantity 891				Artikel nr Part No	Benämning	Description	Sats Kit	B P S R	Anmärkning Notes	
	38a	–	–	–	–		Galler	Ventilator grille			SE GRUPP 9	2010
x	39	1	–	–	–	1264876-2	Panel	Panel		5	(1213814)	2020
	40	1120	–	–	–	682466-8	Kantlist	Beading				2030
	41	2	–	–	–	679469-7	Screw	Screw			ERS AV 1 ST 1202843–7,	2040
											1 ST 946947–9	2041
	41a	2	–	–	–	943407-7	Bricka	Washer				2050
	42	2	–	–	–	150188-1	Mutter	Nut				2060
	43	1	–	–	–	696464-7	Klädsel, V	Cover, L				2070
		1	–	–	–	696466-2	Klädsel, H	Cover, R		8		2080
	44	1	–	–	–	679356-6	Hållare, V	Retainer, L				2090
		1	–	–	–	679357-4	Hållare, H	Retainer, R				0
	45	4	–	–	–	955127-6	Skruv	Screw				2110
	46	1	–	–	–	697278-0	Panel	Panel		8		2120
	47	21	–	–	–	944519-8	Fäste	Anchorage				2130
x	48	5200	–	–	–	1254784-0	Kantskyddslist	Edge moulding		2	(678238) 2X2600	2140
x	49	5200	–	–	–	1254784-0	Kantskyddslist	Edge moulding		2	(678238) 2X2600	2150
	50	1	–	–	–	691866-8	Innertak	Head lining				0
		ERF	–	–	–	99755-1	.Trikåplast	.Plastic–coated fabric		8	9)	2170
	51	1	–	–	–	692067-2	Stoppning	Upholstery				2180
	52	2	–	–	–	679680-9	Stoppning	Upholstery				2190
	53	18	–	–	–	666629-1	Plugg	Plug			TID UTF	2200
	54	2	–	–	–	679667-6	Taksprygel	Roof bow				2210
	55	1	–	–	–	679668-4	Taksprygel	Roof bow				2220
	56	2	–	–	–	679669-2	Taksprygel	Roof bow				2230
	57	1	–	–	–	678940-8	Taksprygel	Roof bow				2240

9. Enhet kvadratmeter. Metervarans bredd = 130 cm. Unit: Square metres. Width of material = 130 cm. Unités, en mètres carrés. Au mètre de largeur 130 cm. Einheit, Quadratmeter. Breite der Meterware = 130 cm. Unidad, en metros cuadrados. Por metro, ancho 130 cm.

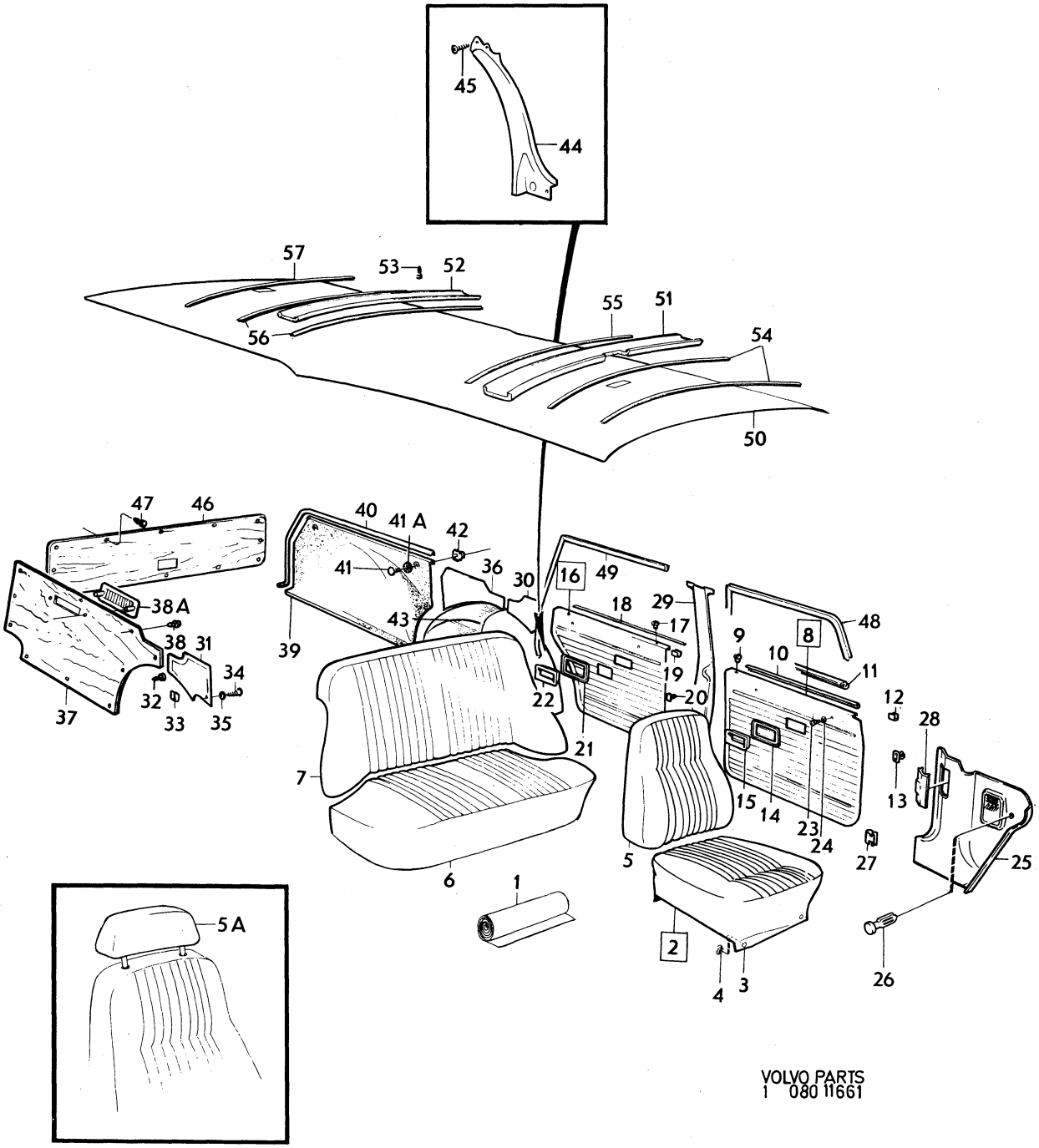

VOLVO PARTS
1 080 11661

Sida Page	Grupp Group	Innerklädsel, 145 NT VARU SV	Upholstery, 145 NT VARU SV	Illustration	3800
		klädselkombination 255	upholstery combination 255	11578	
316	8			1980–04	

	Pos. Fig.	Antal/Quantity 255				Artikel nr Part No	Benämning	Description	Sats Kit	B P S R	Anmärkning Notes	
	1	ERF	–	–	–	699383-6	Tyg, svart	Material, black			8) METERVARA	1010
		ERF	–	–	–	699288-7	Trikåplast, svart	Plastic–coated fabric, elastic, black			8) METERVARA	1020 1030
x		ERF	–	–	–	699419-8	Vävplast, svart	Plastic–coated fabric, black		6	9) (699293) METERVARA	1040 1050
		–	–	–	–		Produktskylten stämplad 255	Designation plate stamped 255				1060 1070
	–	–	–	–	–							1080
	2	2	–	–	–	697829-0	Klädsel	Cover				1090
	3	12	–	–	–	94944-6	.Knapp	.Button				1100
	4	12	–	–	–	94945-3	.Hållare	.Retainer				1110
	5	2	–	–	–	697831-6	Klädsel	Cover				1120
	6	2	–	–	–	697808-4	Klädsel	Cover				1130
x	7	1	–	–	–	698932-1	Dörrpanel, V	Door panel, L		5	(697847)	1140
		1	–	–	–	697849-8	Dörrpanel, H	Door panel, R				1150
	8	2	–	–	–	677003-6	.Bussning	.Bushing				1160
x	9	2	–	–	–	1264547-9	.List, ämne	.Moulding, blank		5	(1210425)	1170
	10	16	–	–	–	1210439-4	.Clips	.Clip				180
	11	4	–	–	–	955156-5	Skruv	Screw				1190
	12	4	–	–	–	959057-1	Bricka	Washer				1200
	13	40	–	–	–	680097-3	Fäste	Anchorage				1210
	14	2	–	–	–	1210476-6	Sarg	Frame				1220
	15	1	–	–	–	1204630-6	Panel, V	Panel, L				1230
		1	–	–	–	1204631-4	Panel, H	Panel, R				1240
	16	1	–	–	–	684474-0	Dörrpanel, V	Door panel, L				1250
		1	–	–	–	684475-7	Dörrpanel, H	Door panel, R				1260
	17	2	–	–	–	944302-9	Clips	Clip			(943890)	1270
	18	2	–	–	–	662294-8	Bussning	Bushing				1280
	19	2	–	–	–	684473-2	Tätningslist	Seal moulding				1290
	20	4	–	–	–	955154-0	Skruv	Screw				1300
	21	4	–	–	–	959057-1	Bricka	Washer				1310
	22	1	–	–	–	1210666-2	Panel, V	Panel, L		5	ERS AV 1 ST 1224756–5, 1 ST 1224832–4, 1 ST 1224833–2, 1 ST 1264867–1	1320 1321 1322 1323
		1	–	–	–	1221109-0	Panel, H	Panel, R				1330
x	23	2	–	–	–	948690-3	Clips	Clip		2	(945790)	1340
	24	1	–	–	–	1207699-8	Lucka	Lid				1350
	25	1	–	–	–	1204806-2	Panel, V	Panel, L			(1210515)	360
		1	–	–	–	1204807-0	Panel, H	Panel, R			(1210516)	1370
	26	1	–	–	–	683090-5	Panel, V	Panel, L				1380
	27	1	–	–	–	683091-3	Panel, H	Panel, R				1390
	28	4	–	–	–	944302-9	Fäste	Anchorage				1400
	29	2	–	–	–	680539-4	Klammer	Clamp				1410
	30	2	–	–	–	955154-0	Skruv	Screw				.420
	31	2	–	–	–	959057-1	Bricka	Washer				1430
	32	1	–	–	–	1221123-1	Panel	Panel				1440
	33	2	–	–	–	944302-9	Fäste	Anchorage				1450
	34	1	–	–	–	1210422-0	Panel	Panel				1460
	35	7	–	–	–	944302-9	Fäste	Anchorage				1470
	36	5	–	–	–	955153-2	Skruv	Screw			L 10	1480
		2	–	–	–	955157-3	Skruv	Screw			L 19	1490
	37	7	–	–	–	959057-1	Bricka	Washer				1500
	38	–	–	–	–		Galler	Ventilator grille			SE GRUPP 9	1510
x	39	1	–	–	–	1264876-2	Panel	Panel		5	(1213814)	1520

8. Enhet längdmeter. Metervarans bredd = 150 cm. Unit. Linear metre. Width of material = 150 cm. Unité, en mètres. Au mètre, de largeur 150 cm. Einheit, laufendes Meter. Breite der Meterware = 150 cm. Unidad, en metros. Por metro, ancho 150 cm.
9. Enhet kvadratmeter. Metervarans bredd = 130 cm. Unit: Square metres. Width of material = 130 cm. Unités, en mètres carrés. Au mètre de largeur 130 cm. Einheit, Quadratmeter. Breite der Meterware = 130 cm. Unidad, en metros cuadrados. Por metro, ancho 130 cm.

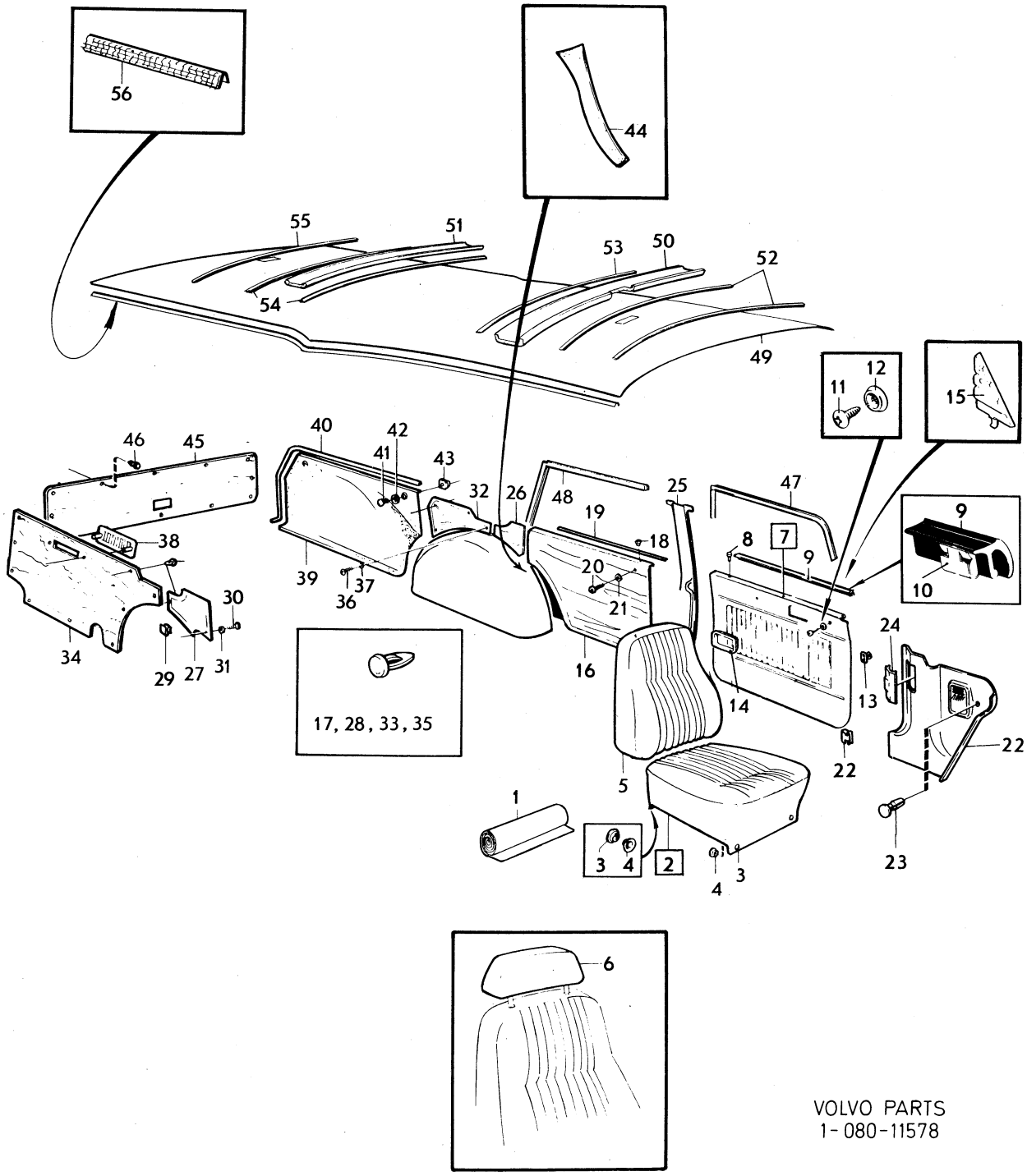

VOLVO PARTS
1-080-11578

Sida Page	Grupp Group	Innerklädsel, 145 NT VARU SV	Upholstery, 145 NT VARU SV	Illustration	3800
		klädselkombination 255	upholstery combination 255	11578	
318	8			1980–04	

	Pos. Fig.	Antal/Quantity 255				Artikel nr Part No	Benämning	Description	Sats Kit	B P S R	Anmärkning Notes	
	40	1120	–	–	–	682466-8	Kantlist	Beading				2010
	41	2	–	–	–	679469-7	Skruv	Screw			ERS AV 1 ST 1202843–7, 1 ST 946947–9	2020 2021
	42	2	–	–	–	943407-7	Bricka	Washer				2030
	43	2	–	–	–	150188-1	Mutter	Nut				2040
	44	1	–	–	–	683095-4	Panel	Panel		8		2050
	45	1	–	–	–	683089-7	Panel	Panel				2060
	46	21	–	–	–	944302-9	Fäste	Anchorage				2070
x	47	5200	–	–	–	1254784-0	Kantskyddslist	Edge moulding		2	(678238) 2X2600	2080
x	48	5200	–	–	–	1254784-0	Kantskyddslist	Edge moulding		2	(678238) 2X2600	2090
	49	1	–	–	–	691866-8	Innertak	Head lining				10
		ERF	–	–	–	99755-1	.Trikåplast	.Plastic–coated fabric		8	9)	2110
	50	1	–	–	–	692067-2	Stoppning	Upholstery				2120
	51	2	–	–	–	679680-9	Stoppning	Upholstery				2130
	52	2	–	–	–	679667-6	Taksprygel	Roof bow				2140
	53	1	–	–	–	679668-4	Taksprygel	Roof bow				2150
	54	2	–	–	–	679669-2	Taksprygel	Roof bow				10
	55	1	–	–	–	678940-8	Taksprygel	Roof bow				2170
x	56	940	–	–	–	1254784-0	Kantskyddslist	Edge moulding		2	(678238) 2X470	2180

9. Enhet kvadratmeter. Metervarans bredd = 130 cm. Unit: Square metres. Width of material = 130 cm. Unités, en mètres carrés. Au mètre de largeur 130 cm. Einheit, Quadratmeter. Breite der Meterware = 130 cm. Unidad, en metros cuadrados. Por metro, ancho 130 cm.

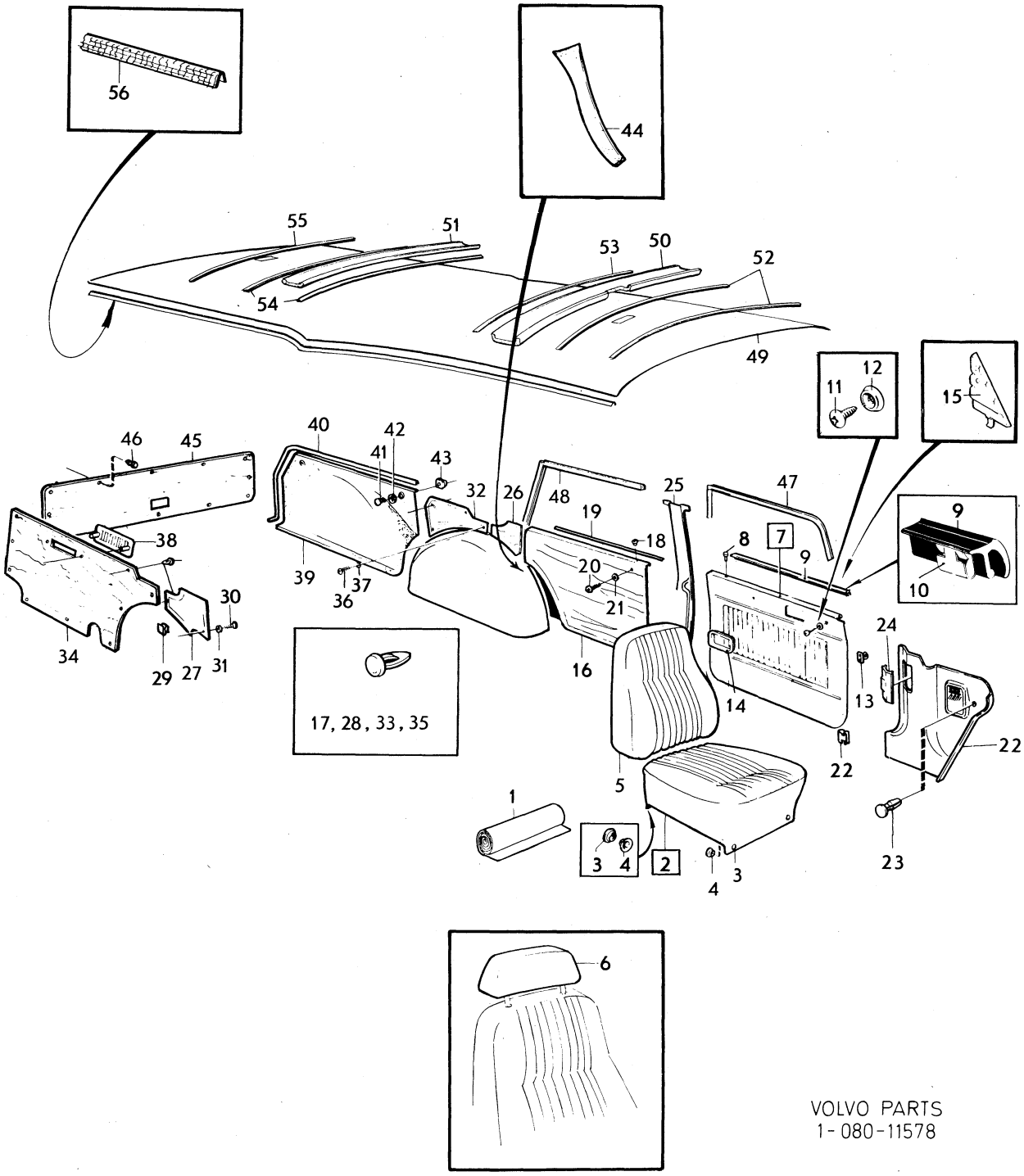

VOLVO PARTS
1-080-11578

Sida Page	Grupp Group	Innerklädsel 145 NT VARU SV	Upholstery 145 NT VARU SV	Illustration	3850
		klädselkombination 888	upholstery combination 888	11209	
320	8			1980–04	

	Pos. Fig.	Antal/Quantity 888				Artikel nr Part No	Benämning	Description	Sats Kit	B P S R	Anmärkning Notes	
	1	ERF	–	–	–	699383-6	Tyg, svart	Material, black			8) (699252)	1010
											METERVARA	1011
x		ERF	–	–	–	699419-8	Trikåplast, svart	Plastic–coated fabric, elastic, black		6	10) (99976)	1020
											METERVARA	1021
		–	–	–	–			Elastic, black				1030
		–	–	–	–		Produktskylten	Designation plate				1040
							stämplad 888–857	stamped 888–857				1050
	–	–	–	–	–							1060
	2	2	–	–	–	696300-3	Klädsel	Cover				1070
	3	12	–	–	–	94944-6	.Knapp	.Button				1080
	4	12	–	–	–	94945-3	.Hållare	.Retainer				90
	5	2	–	–	–	696301-1	Klädsel	Cover				1100
	5a	2	–	–	–	697808-4	Klädsel	Cover			(696430)	1110
	6	1	–	–	–	696450-6	Dörrpanel, V	Door panel, L			(696310)	1120
		1	–	–	–	696452-2	Dörrpanel, H	Door panel, R			(696311)	1130
	7	2	–	–	–	677003-6	.Bussning	.Bushing				1140
	8	2	–	–	–	678198-3	.List	.Moulding				50
	9	1	–	–	–	686781-6	.List, V	.Moulding, L				1160
		1	–	–	–	686782-4	.List, H	.Moulding, R				1170
	10	20	–	–	–	678201-5	.Clips	.Clip				1180
	11	40	–	–	–	680097-3	Fäste	Anchorage				1190
	12	2	–	–	–	678096-9	Ram	Frame				1200
	13	2	–	–	–	677950-8	Sarg	Frame				1210
	14	1	–	–	–	684474-0	Dörrpanel, V	Door panel, L				1220
		1	–	–	–	684475-7	Dörrpanel, H	Door panel, R				1230
	15	2	–	–	–	944302-9	Clips	Clip			(943890)	1240
	16	2	–	–	–	662294-8	Bussning	Bushing				1250
	17	2	–	–	–	684473-2	Tätningslist	Seal moulding				1260
	18	4	–	–	–	955154-0	Skruv	Screw				1270
	19	4	–	–	–	959057-1	Bricka	Washer				1280
	20	1	–	–	–	1210666-2	Panel, V	Panel, L		5	ERS AV 1 ST 1224756–5,	1290
											1 ST 1224832–4,	1291
											1 ST 1224833–2,	1292
											1 ST 1264867–1	1293
		1	–	–	–	1221109-0	Panel, H	Panel, R				1300
x	21	2	–	–	–	948690-3	Clips	Clip		2	(945790)	1310
	22	8	–	–	–	944385-4	Clips	Clip				1320
	23	1	–	–	–	1221217-1	Lucka	Lid				30
	24	1	–	–	–	1204806-2	Panel, V	Panel, L			(687084) (1210515)	40
		1	–	–	–	1204807-0	Panel, H	Panel, R			(687085) (1210516)	1350
	25	1	–	–	–	683090-5	Panel, V	Panel, L				1360
	26	1	–	–	–	683091-3	Panel, H	Panel, R				1370
	27	4	–	–	–	944302-9	Fäste	Anchorage				1380
	28	2	–	–	–	680539-4	Klammer	Clamp				90
	29	2	–	–	–	955154-0	Skruv	Screw				400
	30	2	–	–	–	959057-1	Bricka	Washer				1410
	31	1	–	–	–	1221123-1	Panel	Panel				1420
	32	2	–	–	–	944302-9	Fäste	Anchorage				1430
	33	1	–	–	–	1221124-9	Panel	Panel				1440
	34	7	–	–	–	944302-9	Fäste	Anchorage				1450
	35	5	–	–	–	955153-2	Skruv	Screw			L 10	1460
		2	–	–	–	955157-3	Skruv	Screw			L 19	1470
	36	7	–	–	–	959057-1	Bricka	Washer				1480
	37	–	–	–	–		Galler	Ventilator grille			SE GRUPP 9	1490
x	38	1	–	–	–	1264876-2	Panel	Panel		5	(1213814)	1500

8. Enhet längdmeter. Metervarans bredd = 150 cm. Unit. Linear metre. Width of material = 150 cm. Unité, en mètres. Au mètre, de largeur 150 cm. Einheit, laufendes Meter. Breite der Meterware = 150 cm. Unidad, en metros. Por metro, ancho 150 cm.

10. Enhet kvadratmeter. Metervarans bredd 140 cm. Unit: Square metres. Width of material = 140 cm. Unité, en mètres carrés. Au mètre, de largeur 140 cm. Einheit, Quadratmeter. Breite der Meterware = 140 cm. Unidad, en metros cuadrados. Por metro, ancho 140 cm.

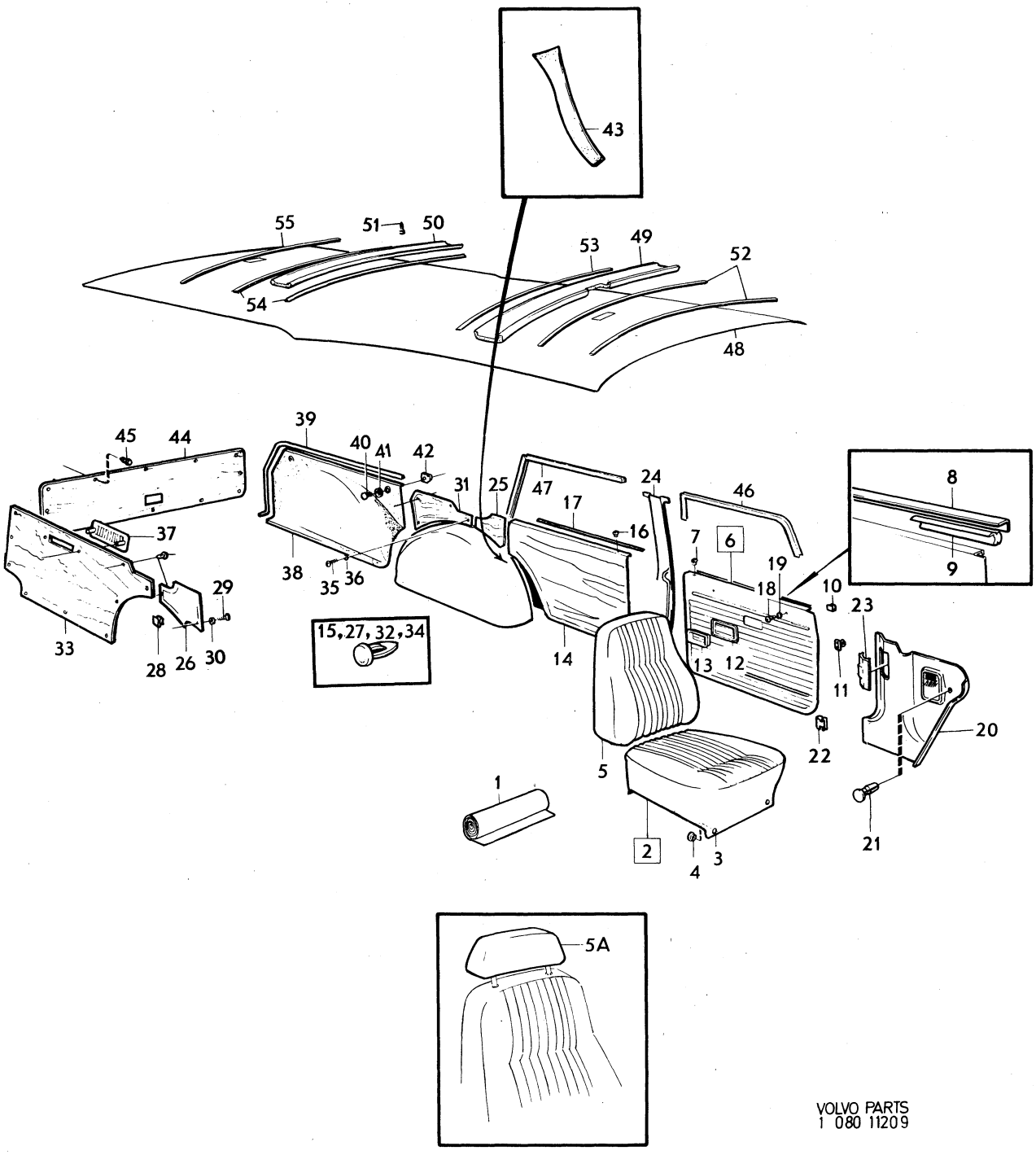

VOLVO PARTS
1 080 11209

Sida Page	Grupp Group	Innerklädsel 145 NT VARU SV klädselkombination 888	Upholstery 145 NT VARU SV upholstery combination 888	Illustration 3850 11209 1980–04
322	8			

	Pos. Fig.	Antal/Quantity 888				Artikel nr Part No	Benämning	Description	Sats Kit	B P S R	Anmärkning Notes	
	39	1120	–	–	–	682466-8	Kantlist	Beading				2010
	40	2	–	–	–	679469-7	Skruv	Screw			ERS AV 1 ST 1202843–7, 1 ST 946947–9	2020 2021
	41	2	–	–	–	943407-7	Bricka	Washer				2030
	42	2	–	–	–	150188-1	Mutter	Nut				2040
	43	1	–	–	–	683095-4	Panel	Panel		8		2050
	44	1	–	–	–	683089-7	Panel	Panel				2060
	45	21	–	–	–	944302-9	Fäste	Anchorage				2070
x	46	5200	–	–	–	1254784-0	Kantskyddslist	Edge moulding		2	(678238) 2X2600	2080
x	47	5200	–	–	–	1254784-0	Kantskyddslist	Edge moulding		2	(678238) 2X2600	2090
	48	1	–	–	–	691866-8	Innertak	Head lining				2100
		ERF	–	–	–	99755-1	.Trikåplast	.Plastic–coated fabric		8	9)	2110
	49	1	–	–	–	692067-2	Stoppning	Upholstery				2120
	50	2	–	–	–	679680-9	Stoppning	Upholstery				2130
	51	18	–	–	–	666629-1	Plugg	Plug				2140
	52	2	–	–	–	679667-6	Taksprygel	Roof bow				2150
	53	1	–	–	–	679668-4	Taksprygel	Roof bow				2160
	54	2	–	–	–	679669-2	Taksprygel	Roof bow				70
	55	1	–	–	–	678940-8	Taksprygel	Roof bow				2180

9. Enhet kvadratmeter. Metervarans bredd = 130 cm. Unit: Square metres. Width of material = 130 cm. Unités, en mètres carrés. Au mètre de largeur 130 cm. Einheit, Quadratmeter. Breite der Meterware = 130 cm. Unidad, en metros cuadrados. Por metro, ancho 130 cm.

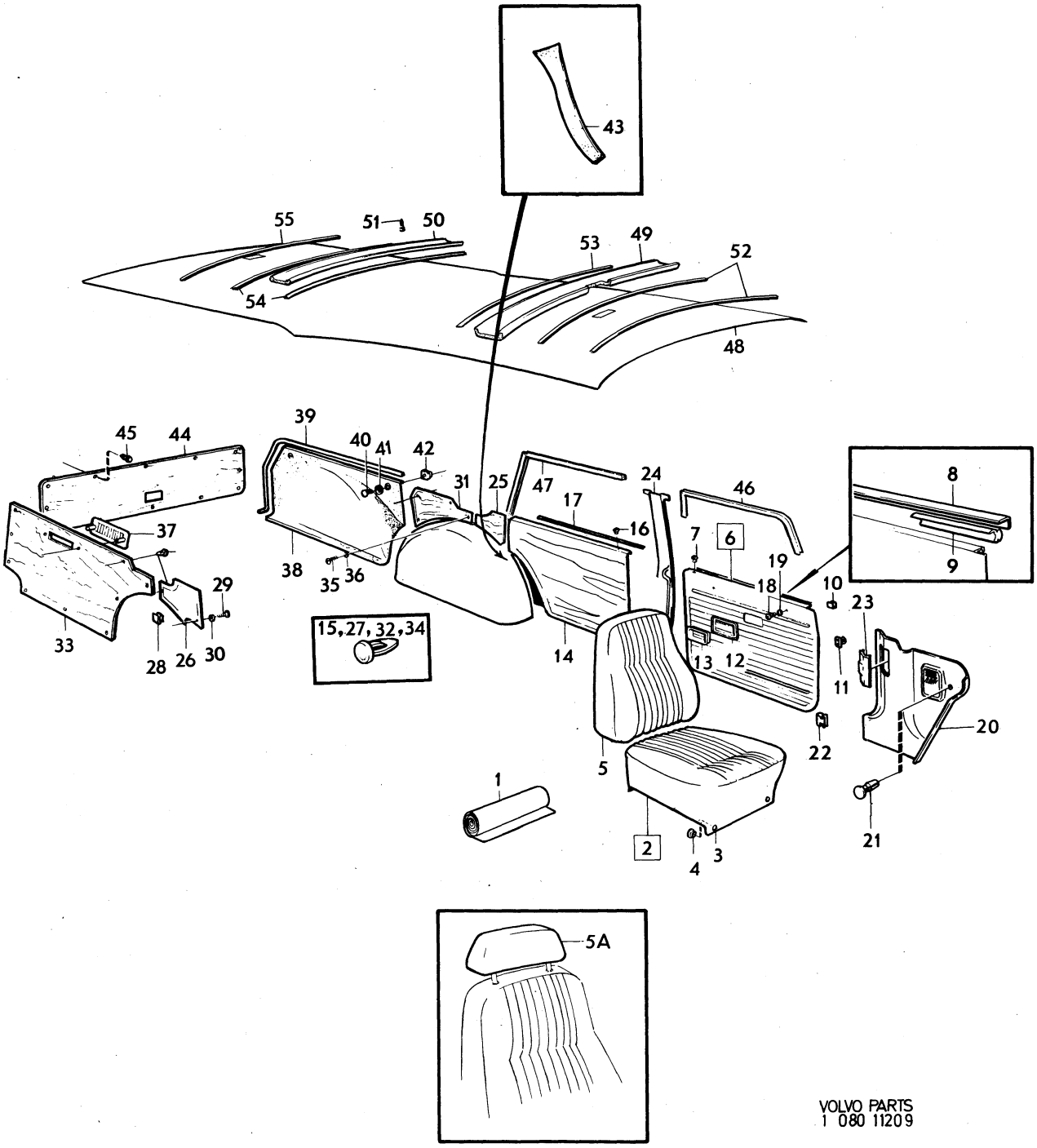

VOLVO PARTS
1 080 11209

Sida Page	Grupp Group	Innerklädsel, 145 HT HV	Upholstery, 145 HT HV	Illustration	3900
		klädselkombination 891	upholstery combination 891	11202	
324	8			1980–04	

	Pos. Fig.	Antal/Quantity 891				Artikel nr Part No	Benämning	Description	Sats Kit	B P S R	Anmärkning Notes	
	1	ERF	–	–	–	699383-6	Tyg, svart	Material black			8) (699252)	1010
											METERVARA	1011
x		ERF	–	–	–	699419-8	Trikåplast, svart	Plastic–coated fabric, elastic, black		6	10) (99976)	1020
											METERVARA	1030
		–	–	–	–		Produktskylten stämplad 891–858	Designation plate stamped 891–858				1040 1050
												1060
	2	2	–	–	–	696300-3	Klädsel	Cover				1070
	3	12	–	–	–	94944-6	.Knapp	.Button				1080
	4	12	–	–	–	94945-3	.Hållare	.Retainer				1090
	5	2	–	–	–	696301-1	Klädsel	Cover				1100
	5a	2	–	–	–	697808-4	Klädsel	Cover			(696430)	)
	6	1	–	–	–	696304-5	Klädsel	Cover				1120
	7	1	–	–	–	696306-0	Klädsel	Cover			(696305)	1130
	8	1	–	–	–	696450-6	Dörrpanel, V	Door panel, L			(696310)	1140
		1	–	–	–	696452-2	Dörrpanel, H	Door panel, R			(696311)	1150
	9	2	–	–	–	677003-6	.Bussning	.Bushing				1160
	10	2	–	–	–	678198-3	.List	.Moulding				)
	11	1	–	–	–	686781-6	.List, V	.Moulding, L				1180
		1	–	–	–	686782-4	.List, H	.Moulding, R				1190
	12	20	–	–	–	678201-5	.Clips	.Clip				1200
	13	40	–	–	–	680097-3	Fäste	Anchorage				1210
	14	2	–	–	–	678096-9	Ram	Frame				1220
	15	2	–	–	–	677950-8	Sarg	Frame				1230
	16	1	–	–	–	696312-8	Dörrpanel, V	Door panel, L			(696312)	1240
		1	–	–	–	696313-6	Dörrpanel, H	Door panel, R			(696313)	1250
	17	2	–	–	–	677003-6	.Bussning	.Bushing				1260
	18	2	–	–	–	678199-1	.Tätningslist	.Seal moulding				1270
	19	16	–	–	–	678201-5	.Clips	.Clip				1280
	20	32	–	–	–	680097-3	Fäste	Anchorage				1290
	21	2	–	–	–	678096-9	Ram	Frame				1300
	22	2	–	–	–	677950-8	Sarg	Frame				1310
	23	8	–	–	–	955154-0	Skruv	Screw				1320
	24	8	–	–	–	959057-1	Bricka	Washer				1330
	25	1	–	–	–	1210666-2	Panel, V	Panel, L		5	ERS AV 1 ST 1224756–5,	1340
											1 ST 1224832–4,	1341
											1 ST 1224833–2,	1342
											1 ST 1264867–1	1343
		1	–	–	–	1221109-0	Panel, H	Panel, R				)
x	26	2	–	–	–	948690-3	Clips	Clip		2	(945790)	1360
	27	8	–	–	–	944385-4	Clips	Clip				1380
	28	1	–	–	–	1221217-1	Lucka	Lid				1390
	29	1	–	–	–	1204806-2	Panel, V	Panel, L			(681615) SBUR	1400
		1	–	–	–	1204824-5	Panel, V	Panel, L			(680323) SBMR	1410
		1	–	–	–	1204807-0	Panel, H	Panel, R			(681616) SBUR	)
		1	–	–	–	1204825-2	Panel, H	Panel, R			(680324) SBMR	1430
	30	1	–	–	–	697822-5	Panel, V	Panel, L			(696462)	1440
	31	1	–	–	–	697823-3	Panel, H	Panel, R			(696463)	1450
	32	4	–	–	–	680097-3	Fäste	Anchorage				1460
	33	2	–	–	–	680539-4	Klammer	Clamp				1470
	34	2	–	–	–	955154-0	Skruv	Screw				1480
	35	2	–	–	–	959057-1	Bricka	Washer				1490
	36	1	–	–	–	696113-0	Panel	Panel			(697282)	1500
											EXCL USA, CAN	1501

8. Enhet längdmeter. Metervarans bredd = 150 cm. Unit. Linear metre. Width of material = 150 cm. Unité, en mètres. Au mètre, de largeur 150 cm. Einheit, laufendes Meter. Breite der Meterware = 150 cm. Unidad, en metros. Por metro, ancho 150 cm.

10. Enhet kvadratmeter. Metervarans bredd 140 cm. Unit: Square metres. Width of material = 140 cm. Unité, en mètres carrés. Au mètre, de largeur 140 cm. Einheit, Quadratmeter. Breite der Meterware = 140 cm. Unidad, en metros cuadrados. Por metro, ancho 140 cm.

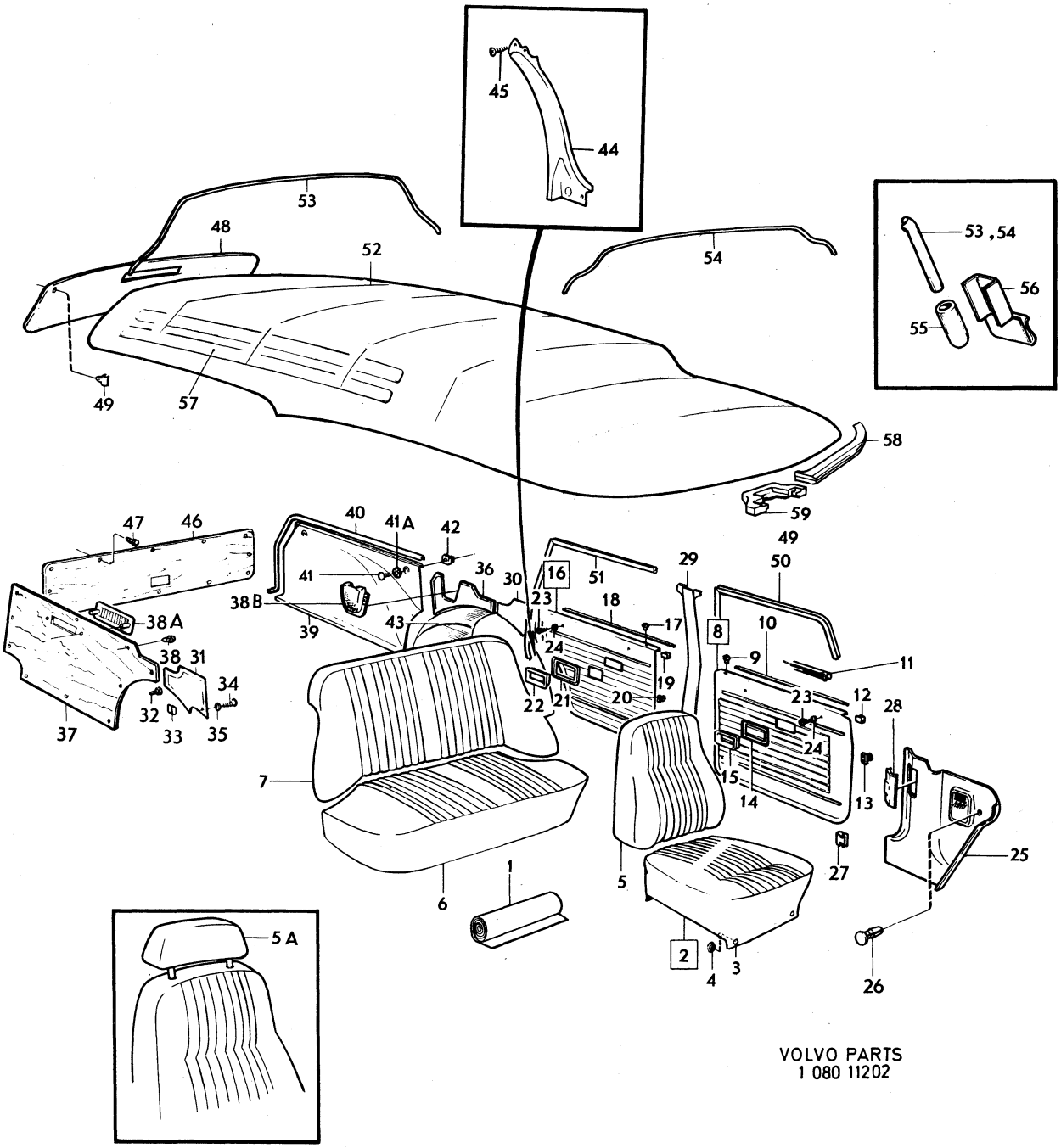

VOLVO PARTS
1 080 11202

Sida Page	Grupp Group	Innerklädsel, 145 HT HV klädselkombination 891	Upholstery, 145 HT HV upholstery combination 891	Illustration 3900 11202 1980–04
326	8			

	Pos. Fig.	Antal/Quantity 891				Artikel nr Part No	Benämning	Description	Sats Kit	B P S R	Anmärkning Notes	
	37	1	–	–	–	696119-7	Panel	Panel		8	(697286)	1510
											EXCL USA, CAN	1511
		1	–	–	–	696119-7	Panel	Panel		8	USA, CAN	1512
	38	9	–	–	–	680097-3	Fäste	Anchorage				1520
	38a	–	–	–	–		Galler	Ventilator grille			SE GRUPP 9	2010
	38b	2	–	–	–	1221083-7	Kåpa	Casing			USA, CAN	2011
x	39	1	–	–	–	1264876-2	Panel	Panel		5	(1213814)	2020
	40	1120	–	–	–	682466-8	Kantlist	Beading				2030
	41	2	–	–	–	679469-7	Skruv	Screw			ERS AV 1 ST 1202843–7,	2040
											1 ST 946947–9	2041
	41a	2	–	–	–	943407-7	Bricka	Washer				2050
	42	2	–	–	–	150188-1	Mutter	Nut				[illegible]
	43	1	–	–	–	696464-7	Klädsel, V	Cover, L				2070
		1	–	–	–	696466-2	Klädsel, H	Cover, R		8		2080
	44	1	–	–	–	679356-6	Hållare, V	Retainer, L				2090
		1	–	–	–	679357-4	Hållare, H	Retainer, R				2100
	45	4	–	–	–	955127-6	Skruv	Screw				2110
	46	1	–	–	–	697278-0	Panel	Panel		8		[illegible]
	47	21	–	–	–	944519-8	Fäste	Anchorage				2130
	48	1	–	–	–	695306-1	Panel	Panel				2140
	49	12	–	–	–	944519-8	Fäste	Anchorage				2150
x	50	5200	–	–	–	1254784-0	Kantskyddslist	Edge moulding		2	(678238) 2X2600	2160
x	51	5200	–	–	–	1254784-0	Kantskyddslist	Edge moulding		2	(678238) 2X2600	2170
	52	1	–	–	–	693549-8	Innertak	Head lining				2180
		ERF	–	–	–	99755-1	.Trikåplast	.Plastic–coated fabric		8	9)	2190
	53	4	–	–	–	683094-7	Taksprygel	Roof bow				2200
	54	1	–	–	–	683093-9	Taksprygel	Roof bow				2210
	55	8	–	–	–	654505-7	Skoning	Protector sleeve				2220
	56	2	–	–	–	686836-8	Hållare	Retainer				2230
	57	–	–	–	–		Trälist	Wooden strip		8		2240
	58	2	–	–	–	685592-8	Stoppning	Upholstery				2250
	59	1	–	–	–	685593-6	Stoppning	Upholstery				2260

9. Enhet kvadratmeter. Metervarans bredd = 130 cm. Unit: Square metres. Width of material = 130 cm. Unités, en mètres carrés. Au mètre de largeur 130 cm. Einheit, Quadratmeter. Breite der Meterware = 130 cm. Unidad, en metros cuadrados. Por metro, ancho 130 cm.

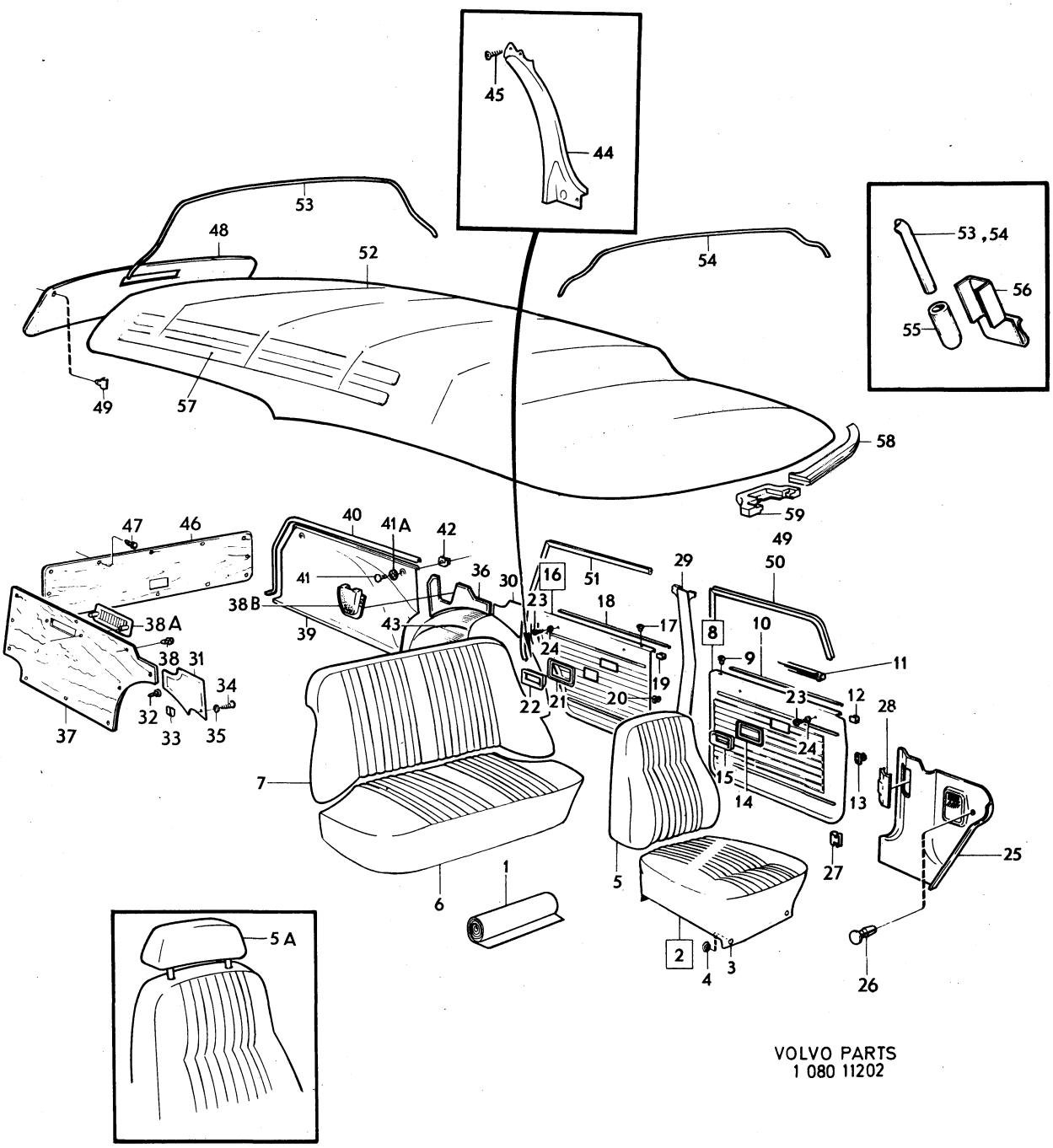

VOLVO PARTS
1 080 11202

Sida Page	Grupp Group	Innerklädsel, 145 HT HV komb 876 SPEC UTF	Upholstery, 145 HT HV komb 876 SPEC UTF	Illustration 11120 1980–04	3950
328	8				

Pos. Fig.	Antal/Quantity 876 SPEC UTF				Artikel nr Part No	Benämning	Description	Sats Kit	B P S R	Anmärkning Notes	
1	ERF	–	–	–	699206-9	Tyg, blått	Material, blue			8) METERVARA	1010
	ERF	–	–	–	699225-9	Vävplast, blå	Plastic–coated fabric, blue			8) METERVARA	1020 1030
	–	–	–	–		Produktskylten stämplad 876–850 spec utf S–1721 – S–1724, S–1726 – S–1729 (alt)	Designation plate stamped 876–850 spec utf S–1721 – S–1724, S–1726 – S–1729 (alt)				1040 1050 1060 1070 1080
2	2	–	–	–	649813-3	Klädsel	Cover				1090
3	12	–	–	–	94944-6	.Knapp	.Button				1100
4	12	–	–	–	94945-3	.Hållare	.Retainer				[illegible]
5	2	–	–	–	649814-1	Klädsel	Cover				[illegible]
5a	2	–	–	–	649834-9	Nackskydd med klädsel	Headrestraint with cover		8	SPEC UTF S–1726 – S–1729	1130 1140
6	1	–	–	–	649823-2	Klädsel	Cover		8	SPEC UTF S–1723, S–1724	1150 1155
7	1	–	–	–	649824-0	Klädsel	Cover			SPEC UTF S–1723, S–1724	[illegible]
8	1	–	–	–	649829-9	Dörrpanel, V	Door panel, L		8		1170
	1	–	–	–	649830-7	Dörrpanel, H	Door panel, R				1180
9	2	–	–	–	677003-6	.Bussning	.Bushing				1190
10	2	–	–	–	678198-3	.List	.Moulding				1200
11	1	–	–	–	686781-6	.List, V	.Moulding, L				1210
	1	–	–	–	686782-4	.List, H	.Moulding, R				1220
12	20	–	–	–	678201-5	.Clips	.Clip				1230
13	40	–	–	–	680097-3	Fäste	Anchorage				1240
14	2	–	–	–	678096-9	Ram	Frame				1250
15	2	–	–	–	677950-8	Sarg	Frame				1260
16	1	–	–	–	649831-5	Dörrpanel, V	Door panel, L		8		1270
	1	–	–	–	649832-3	Dörrpanel, H	Door panel, R				1280
17	2	–	–	–	677003-6	.Bussning	.Bushing				1290
18	2	–	–	–	678199-1	.Tätningslist	.Seal moulding				1300
19	16	–	–	–	678201-5	.Clips	.Clip				1310
20	32	–	–	–	680097-3	Fäste	Anchorage				1320
21	2	–	–	–	678096-9	Ram	Frame				1330
22	2	–	–	–	677950-8	Sarg	Frame				1340
23	8	–	–	–	955154-0	Skruv	Screw				1350
24	8	–	–	–	959057-1	Bricka	Washer				[illegible]
25	1	–	–	–	1210666-2	Panel, V	Panel, L		5	ERS AV 1 ST 1224756–5, 1 ST 1224832–4, 1 ST 1224833–2, 1 ST 1264867–1	[illegible] 1371 1372 1373
	1	–	–	–	1221109-0	Panel, H	Panel, R				1380
26	2	–	–	–	945790-4	Clips	Clip		3		[illegible]
27	8	–	–	–	944385-4	Clips	Clip				[illegible]
28	1	–	–	–	1221217-1	Lucka	Lid				1420
29	1	–	–	–	1204806-2	Panel, V	Panel, L			(681615) SBUR	1430
	1	–	–	–	1204824-5	Panel, V	Panel, L			(680323) SBMR	1440
	1	–	–	–	1204807-0	Panel, H	Panel, R			(681616) SBUR	1450
	1	–	–	–	1204825-2	Panel, H	Panel, R			(680324) SBMR	1460
30	1	–	–	–	696265-8	Panel, V	Panel, L				1470
31	1	–	–	–	696266-6	Panel, H	Panel, R			S–1721 – S–1724,	1480 1481
	1	–	–	–	683091-3	Panel	Panel			S–1728, S–1729	1482
32	4	–	–	–	680097-3	Fäste	Anchorage				1490
33	2	–	–	–	680539-4	Klammer	Clamp				1500
34	2	–	–	–	955154-0	Skruv	Screw				1510
35	2	–	–	–	959057-1	Bricka	Washer			S–1726, S–1727	1520

8. Enhet längdmeter. Metervarans bredd = 150 cm. Unit. Linear metre. Width of material = 150 cm. Unité, en mètres. Au mètre, de largeur 150 cm. Einheit, laufendes Meter. Breite der Meterware = 150 cm. Unidad, en metros. Por metro, ancho 150 cm.

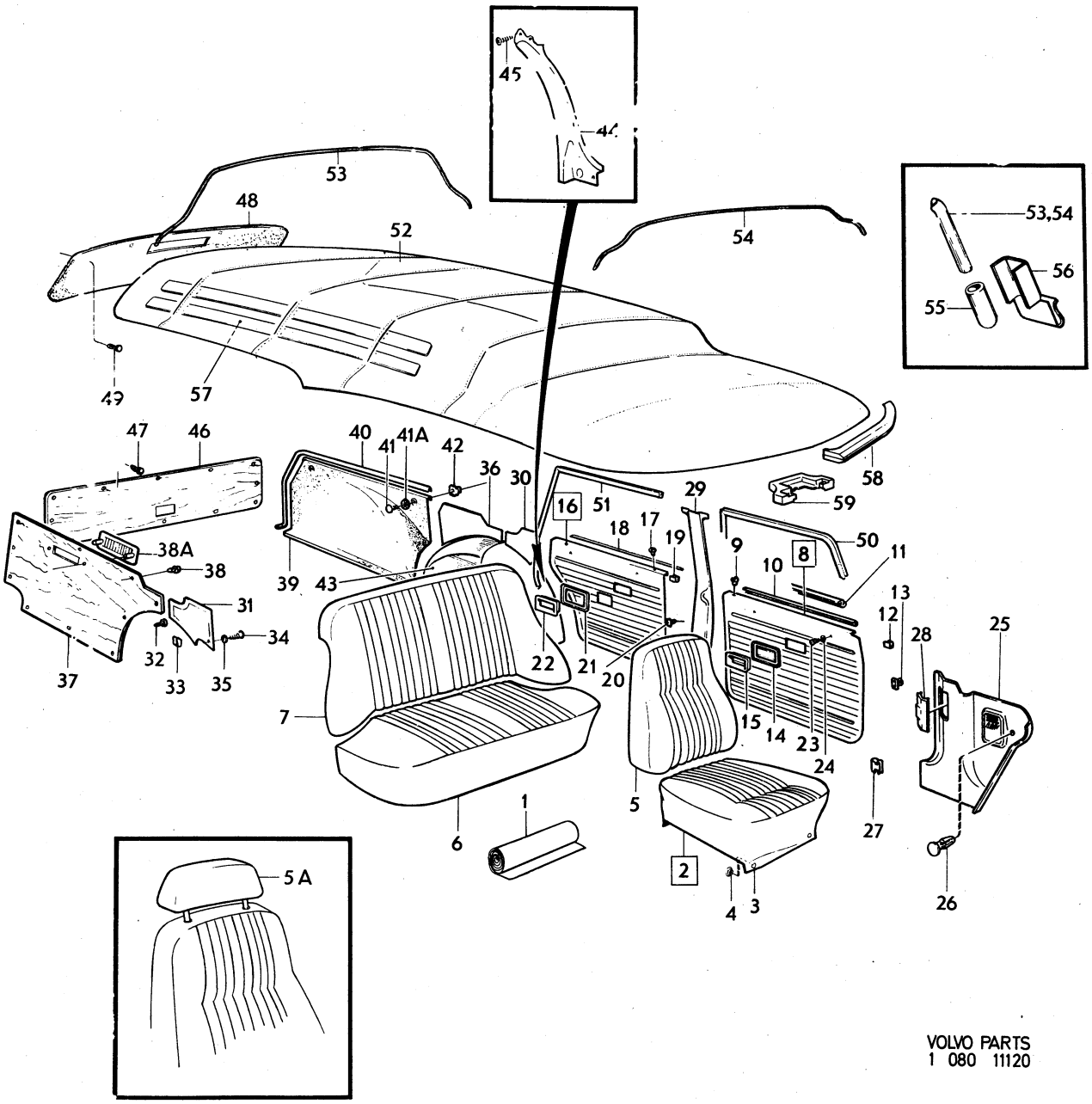

VOLVO PARTS
1 080 11120

Sida Page	Grupp Group	Innerklädsel, 145 HT HV komb 876 SPEC UTF	Upholstery, 145 HT HV komb 876 SPEC UTF	Illustration 11120 1980–04	3950
330	8				

Pos. Fig.	Antal/Quantity 876 SPEC UTF				Artikel nr Part No	Benämning	Description	Sats Kit	B P S R	Anmärkning Notes	
36	1	–	–	–	649874-5	Panel	Panel		8	S–1721, S–1722	2010
										S–1726 – S–1729	2020
	1	–	–	–	697280-6	Panel	Panel			S–1723, S–1724	2030
37	1	–	–	–	649875-2	Panel	Panel		8	S–1721, S–1722, S–1726	2040
										S–1727	2050
	1	–	–	–	697284-8	Panel	Panel			S–1723, S–1724	2060
	1	–	–	–	1221124-9	Panel	Panel			S–1728, S–1729	2070
38	9	–	–	–	680097-3	Fäste	Anchorage				2080
38a	–	–	–	–		Galler	Ventilator grille			SE GRUPP 9	2090
x 39	1	–	–	–	1264876-2	Panel	Panel		5	(1213814)	2100
40	1120	–	–	–	682466-8	Kantlist	Beading				21[illegible]
41	2	–	–	–	679469-7	Skruv	Screw			ERS AV 1 ST 1202843–7,	21[illegible]
										1 ST 946947–9	2121
41a	2	–	–	–	943407-7	Bricka	Washer				2130
42	2	–	–	–	150188-1	Mutter	Nut				2140
43	1	–	–	–	649872-9	Klädsel, V	Cover, L		8	S–1721, S–1722	2150
										S–1726, S–1727	21[illegible]
	1	–	–	–	696267-4	Klädsel, V	Cover, L		8	S–1723, S–1724	21[illegible]
	1	–	–	–	649873-7	Klädsel, H	Cover, R		8	S–1721, S–1722	2180
										S–1726, S–1727	2190
	1	–	–	–	696268-2	Klädsel, H	Cover, R			S–1723, S–1724	2200
44	1	–	–	–	679356-6	Hållare, V	Retainer, L				2210
	1	–	–	–	679357-4	Hållare, H	Retainer, R				2220
45	4	–	–	–	955127-6	Skruv	Screw				2230
46	1	–	–	–	649674-9	Panel	Panel			S–1721, S–1722,	2240
										S–1726, S–1727	2250
	1	–	–	–	697276-4	Panel	Panel		8	S–1723, S–1724	2260
										S–1728, S–1729	2270
47	21	–	–	–	680097-3	Fäste	Anchorage				2280
48	1	–	–	–	695306-1	Panel	Panel				2290
49	12	–	–	–	944519-8	Fäste	Anchorage				2300
x 50	5200	–	–	–	1254784-0	Kantskyddslist	Edge moulding		2	(678238) 2X2600	2310
x 51	5200	–	–	–	1254784-0	Kantskyddslist	Edge moulding		2	(678238) 2X2600	2320
52	1	–	–	–	693549-8	Innertak	Head lining				2330
	ERF	–	–	–	99755-1	.Trikåplast	.Plastic–coated fabric		8	9)	2340
53	4	–	–	–	683094-7	Taksprygel	Roof bow				2350
54	1	–	–	–	683093-9	Taksprygel	Roof bow				2360
55	8	–	–	–	654505-7	Skoning	Protector sleeve				237[illegible]
56	2	–	–	–	686836-8	Hållare	Retainer				2[illegible]
57	–	–	–	–		Trälist	Wooden strip				2390
58	2	–	–	–	685592-8	Stoppning	Upholstery				2400
59	1	–	–	–	685593-6	Stoppning	Upholstery				2410

9. Enhet kvadratmeter. Metervarans bredd = 130 cm. Unit: Square metres. Width of material = 130 cm. Unités, en mètres carrés. Au mètre de largeur 130 cm. Einheit, Quadratmeter. Breite der Meterware = 130 cm. Unidad, en metros cuadrados. Por metro, ancho 130 cm.

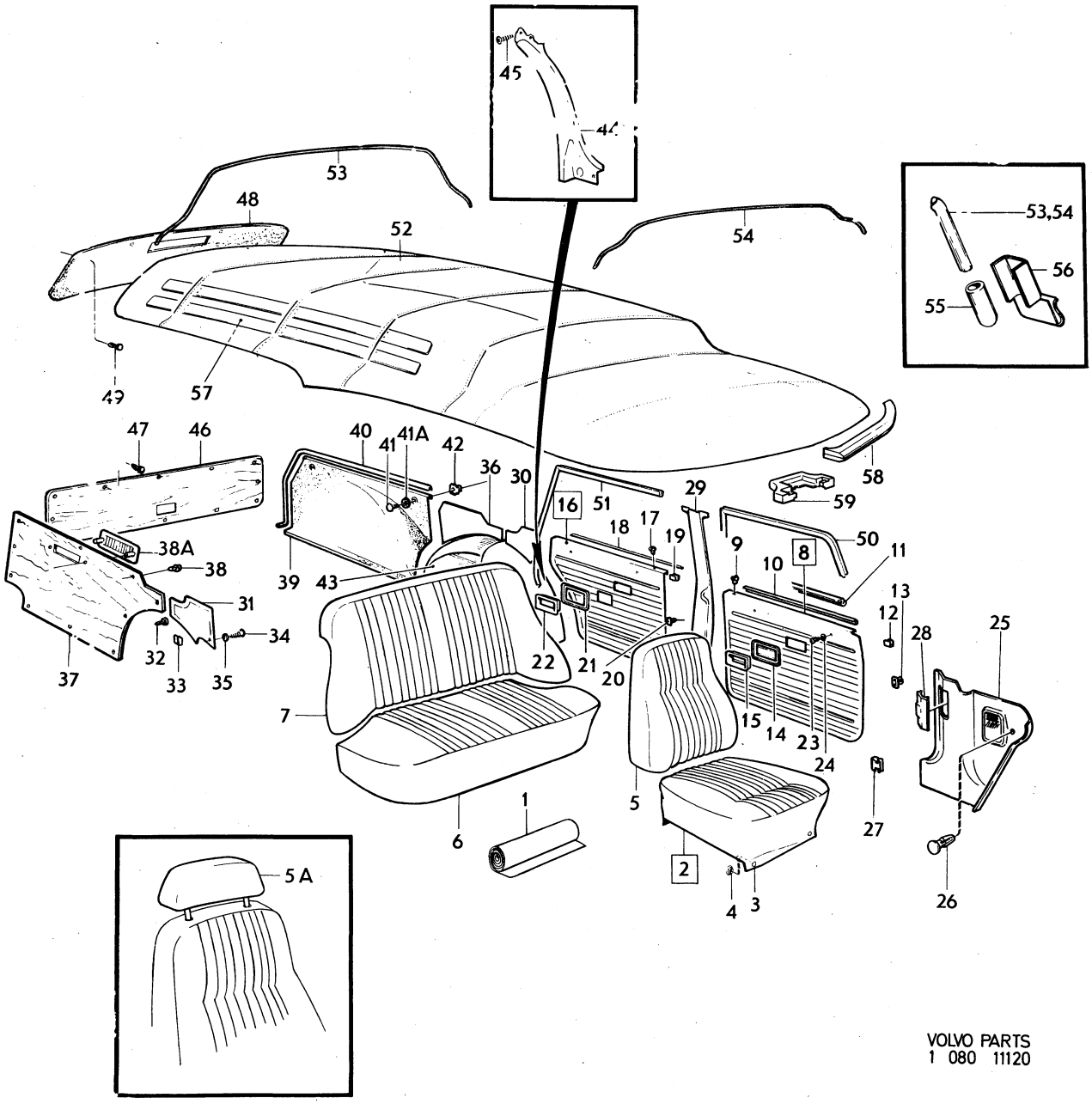

VOLVO PARTS
1 080 11120

Sida Page	Grupp Group	Innerklädsel, 145 HT SV klädselkombination 888	Upholstery, 145 HT SV upholstery combination 888	Illustration
332	8			11076 1980–04

	Pos. Fig.	Antal/Quantity 888				Artikel nr Part No	Benämning	Description	Sats Kit	B P S R	Anmärkning Notes	
	1	ERF	–	–	–	699383-6	Tyg, svart	Material, black			8) (699252)	1010
											METERVARA	1011
x		–	–	–	–	699419-8	Trikåplast, svart	Plastic–coated fabric, elastic, black		6	10) (99976)	1020
											METERVARA	1030
		–	–	–	–		Produktskylten stämplad 888–857	Designation plate stamped 888–857				1040
												1050
												1060
	2	2	–	–	–	696300-3	Klädsel	Cover				1070
	3	12	–	–	–	94944-6	.Knapp	.Button				1080
	4	12	–	–	–	94945-3	.Hållare	.Retainer				1090
	5	2	–	–	–	696301-1	Klädsel	Cover				1[illegible]
	5a	2	–	–	–	697808-4	Klädsel	Cover			(696430)	1110
	6	1	–	–	–	696450-6	Dörrpanel, V	Door panel, L			(696310)	1120
		1	–	–	–	696452-2	Dörrpanel, H	Door panel, R			(696311)	1130
	7	2	–	–	–	677003-6	.Bussning	.Bushing				1140
	8	2	–	–	–	678198-3	.List	.Moulding				1150
	9	1	–	–	–	686781-6	.List, V	.Moulding, L				11[illegible]
		1	–	–	–	686782-4	.List, H	.Moulding, R				1170
	10	20	–	–	–	678201-5	.Clips	.Clip				1180
	11	40	–	–	–	680097-3	Fäste	Anchorage				1190
	12	2	–	–	–	678096-9	Ram	Frame				1200
	13	2	–	–	–	677950-8	Sarg	Frame				1210
	14	1	–	–	–	684474-0	Dörrpanel, V	Door panel, L				1220
		1	–	–	–	684475-7	Dörrpanel, H	Door panel, R				1230
	15	2	–	–	–	944302-9	Clips	Clip			(943890)	1240
	16	2	–	–	–	662294-8	Bussning	Seal moulding				1250
	17	2	–	–	–	684473-2	Tätningslist	Seal moulding				1260
	18	4	–	–	–	955154-0	Skruv	Screw				1270
	19	4	–	–	–	959057-1	Bricka	Washer				1280
	20	1	–	–	–	1210666-2	Panel, V	Panel, L		5	ERS AV 1 ST 1224756–5,	1290
											1 ST 1224832–4,	1291
											1 ST 1224833–2,	1292
											1 ST 1264867–1	1293
		1	–	–	–	1221109-0	Panel, H	Panel, R				1300
	21	3	–	–	–	955127-6	Skruv	Screw				1310
	22	3	–	–	–	960138-6	Bricka	Washer				1320
	23	8	–	–	–	944385-4	Clips	Clip				1330
	24	1	–	–	–	1221217-1	Lucka	Lid				13[illegible]
	25	1	–	–	–	1204806-2	Panel, V	Panel, L			(687084) (1210515)	1350
		1	–	–	–	1204807-0	Panel, H	Panel, R			(687085) (1210516)	1360
	26	1	–	–	–	683090-5	Panel, V	Panel, L				1370
	27	1	–	–	–	683091-3	Panel, H	Panel, R				1380
	28	4	–	–	–	944302-9	Fäste	Anchorage				1390
	29	2	–	–	–	680539-4	Klammer	Clamp				14[illegible]
	30	2	–	–	–	955154-0	Skruv	Screw				1410
	31	2	–	–	–	959057-1	Bricka	Washer				1420
	32	1	–	–	–	1221123-1	Panel	Panel				1430
	33	2	–	–	–	944302-9	Fäste	Anchorage				1440
	34	1	–	–	–	1221124-9	Panel	Panel				1450
	35	7	–	–	–	944302-9	Fäste	Anchorage				1460
	36	5	–	–	–	955153-2	Skruv	Screw			L 10	1470
		2	–	–	–	955157-3	Skruv	Screw			L 19	1480
	37	7	–	–	–	959057-1	Bricka	Washer				1490
	38	–	–	–	–		Galler	Ventilator grille			SE GRUPP 9	1500
x	39	1	–	–	–	1264876-2	Panel	Panel		5	(1213814)	1510

8. Enhet längdmeter. Metervarans bredd = 150 cm. Unit. Linear metre. Width of material = 150 cm. Unité, en mètres. Au mètre, de largeur 150 cm. Einheit, laufendes Meter. Breite der Meterware = 150 cm. Unidad, en metros. Por metro, ancho 150 cm.

10. Enhet kvadratmeter. Metervarans bredd 140 cm. Unit: Square metres. Width of material = 140 cm. Unité, en mètres carrés. Au mètre, de largeur 140 cm. Einheit, Quadratmeter. Breite der Meterware = 140 cm. Unidad, en metros cuadrados. Por metro, ancho 140 cm.

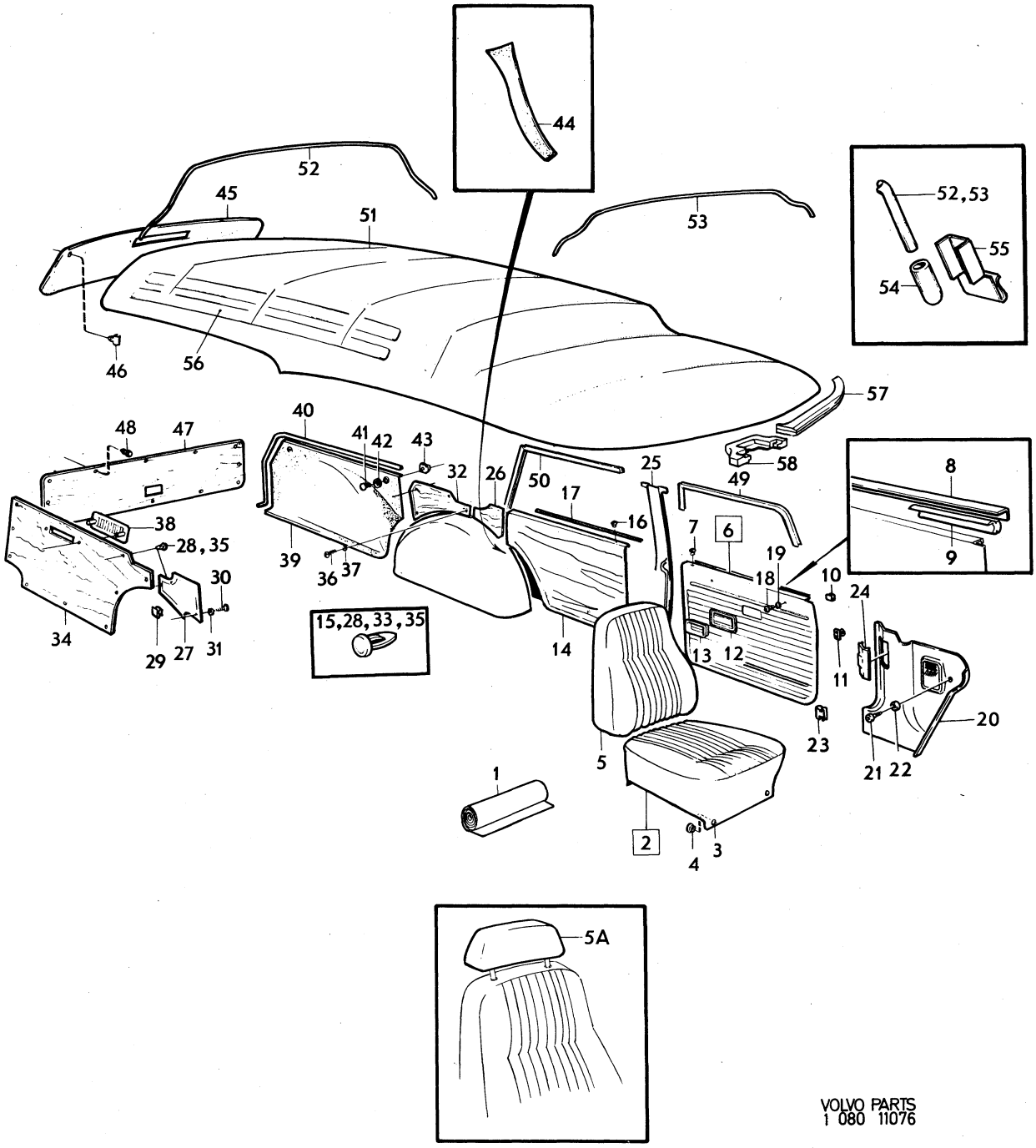

VOLVO PARTS
1 080 11076

Sida Page	Grupp Group	Innerklädsel, 145 HT SV	Upholstery, 145 HT SV	Illustration	4000
		klädselkombination 888	upholstery combination 888	11076	
334	8			1980–04	

	Pos. Fig.	Antal/Quantity 888				Artikel nr Part No	Benämning	Description	Sats Kit	B P S R	Anmärkning Notes	
	40	1120	–	–	–	682466-8	Kantlist	Beading				2010
	41	2	–	–	–	679469-7	Skruv	Screw			ERS AV 1 ST 1202843–7, 1 ST 946947–9	2020 2021
	42	2	–	–	–	943407-7	Bricka	Washer				2030
	43	2	–	–	–	150188-1	Mutter	Nut				2040
	44	1	–	–	–	683095-4	Panel	Panel		8		2050
	45	1	–	–	–	695306-1	Panel	Panel				2060
	46	12	–	–	–	944519-8	Fäste	Anchorage				2070
	47	1	–	–	–	683089-7	Panel	Panel				2080
	48	21	–	–	–	944302-9	Fäste	Anchorage				2090
x	49	5200	–	–	–	1254784-0	Kantskyddslist	Edge moulding		2	(678238) 2X2600	2100
x	50	5200	–	–	–	1254784-0	Kantskyddslist	Edge moulding		2	(678238) 2X2600	2110
	51	1	–	–	–	693549-8	Innertak	Head lining				2120
		ERF	–	–	–	99755-1	.Trikåplast	.Plastic–coated fabric		8	9)	2130
	52	4	–	–	–	683094-7	Taksprygel	Roof bow				2140
	53	1	–	–	–	683093-9	Taksprygel	Roof bow				2150
	54	8	–	–	–	654505-7	Skoning	Protector sleeve				2160
	55	2	–	–	–	686836-8	Hållare	Retainer				2170
	56	–	–	–	–		Trälist	Wooden strip				2180
	57	2	–	–	–	685592-8	Stoppning	Upholstery				2190
	58	1	–	–	–	685593-6	Stoppning	Upholstery				2200

9. Enhet kvadratmeter. Metervarans bredd = 130 cm. Unit: Square metres. Width of material = 130 cm. Unités, en mètres carrés. Au mètre de largeur 130 cm. Einheit, Quadratmeter. Breite der Meterware = 130 cm. Unidad, en metros cuadrados. Por metro, ancho 130 cm.

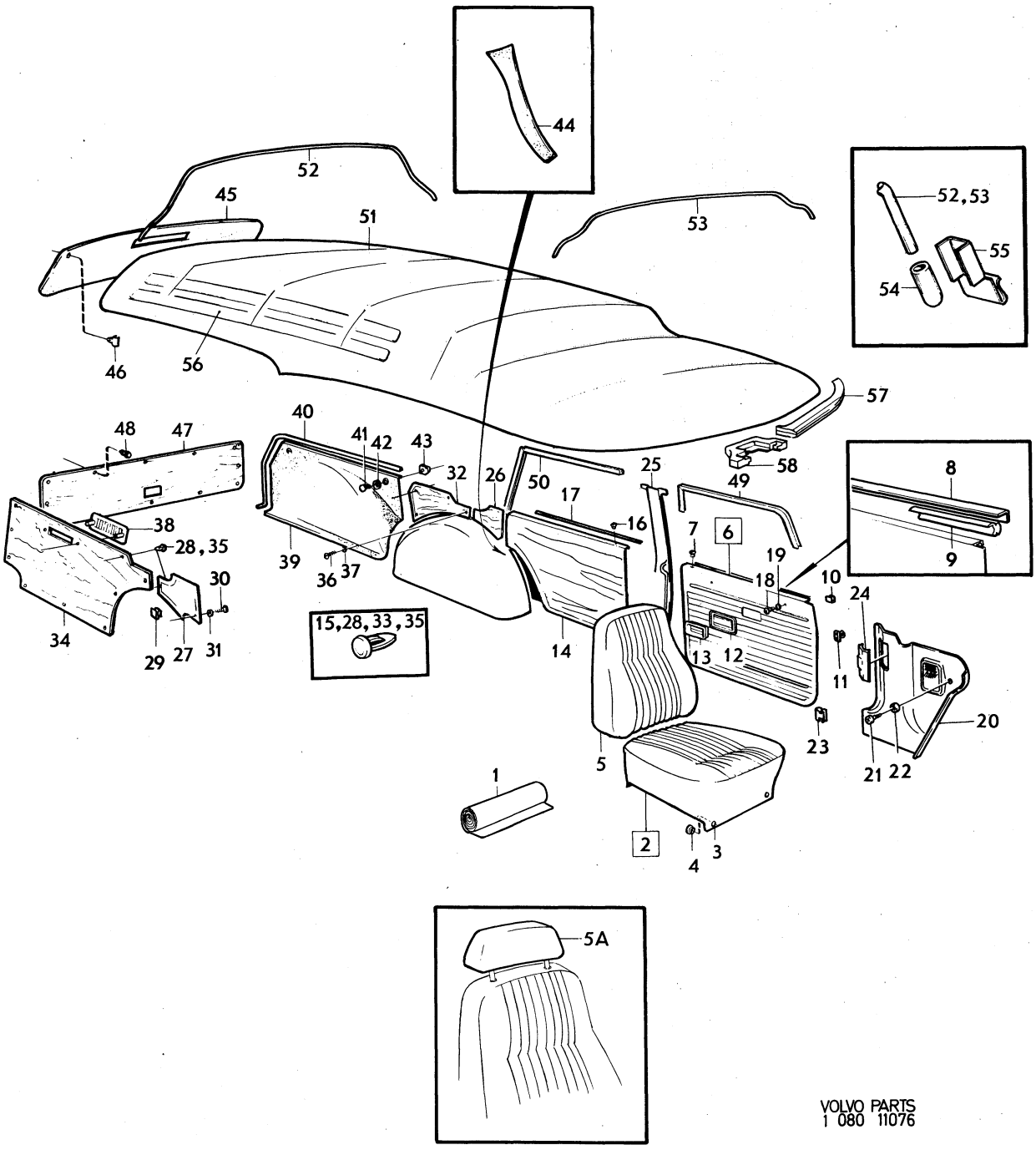

VOLVO PARTS
1 080 11076

Sida Page	Grupp Group	Framstolar De Luxe Grand Luxe	Front seats De Luxe Grand Luxe	Illustration	4050
		142 CH –393949, 144 CH –427999	142 CH –393949, 144 CH –427999	11664	
336	8	145 CH –210049	145 CH –210049	1980–04	

Pos. Fig.	Antal/Quantity				Artikel nr Part No	Benämning	Description	Sats Kit	B P S R	Anmärkning Notes	
	1	–	–	–	1221226-2	Framstol, utan klädsel, V	Front seat, less cover, L			12) DE LUXE	0020 0040
	1	–	–	–	1221224-7	Framstol, utan klädsel, V	Front seat, less cover, L			12) GRAND LUXE	0060 0080
	1	–	–	–	1221227-0	Framstol, utan klädsel, H	Front seat, less cover, R		8	12) DE LUXE	0100 0120
	1	–	–	–	1221225-4	Framstol, utan klädsel, H	Front seat, less cover, R			12) GRAND LUXE	0140 0160
1	2	–	–	–	1221114-0	.Sitsram	.Seat frame				0180
2	2	–	–	–	688847-3	..Resårmatta	..Cushion				0200
3	24	–	–	–	1210924-5	..Fjäder	..Spring				0[illegible]
4	12	–	–	–	94942-0	..Fäste	..Anchorage		8		02[illegible]
5	2	–	–	–	682319-9	.Panel, V	.Panel, L				0260
6	2	–	–	–	682320-7	.Panel, H	.Panel, R				0280
7	1	–	–	–	1207965-3	.Stoppning	.Upholstery			(693438) STD DE LUXE	0300
	1	–	–	–	248072-1	.Stoppning	.Upholstery		6	(649628) TAXI	0320
	1	–	–	–	693101-8	.Stoppning, främre	.Upholstery, forward			GRAND LUXE	03[illegible]
8	1	–	–	–	692839-4	.Stoppning, bakre	.Upholstery, rear			GRAND LUXE	03[illegible]
9	2	–	–	–	1204695-9	.Ryggram	.Squab frame			(1210918)	0380
10	2	–	–	–	679685-8	..Bygel	..Brace				0400
11	2	–	–	–	952715-1	..Bult	..Bolt				0420
12	2	–	–	–	943154-5	..Låsfjäder	..Lock spring				0440
13	–	–	–	–		..Fjäder, V	..Spring, L		8		0460
	–	–	–	–		..Fjäder, H	..Spring, R		8		0480
14	2	–	–	–	1210911-2	.Matta	.Mat				0500
15	4	–	–	–	1210913-8	.Krok	.Hook				0520
16	2	–	–	–	678222-1	.Ratt	.Knob				0540
17	2	–	–	–	678218-9	.Bricka	.Washer				0560
18	2	–	–	–	1210887-4	.Stoppning	.Upholstery			142 DE LUXE	0580
										CH –OMKR 368700	0600
										144 DE LUXE	0620
										CH –OMKR 395700	0640
										145 DE LUXE	0660
										CH –OMKR 189600	0680
	2	–	–	–	1207960-4	.Stoppning	.Upholstery			(1207748)	0700
										142 DE LUXE	0720
										CH OMKR 368700–	0740
										144 DE LUXE	07[illegible]
										CH OMKR 395700–	0[illegible]
										145 DE LUXE	0800
										CH OMKR 189600–	0820
	2	–	–	–	1210933-6	.Stoppning	.Upholstery			142 GRAND LUXE	0840
										CH –OMKR 368700.	0860
										144 GRAND LUXE	08[illegible]
										CH –OMKR 395700.	0[illegible]
	2	–	–	–	1207745-9	.Stoppning	.Upholstery			142 GRAND LUXE	0920
										CH OMKR 368700–	0940
										144 GRAND LUXE	0960
										CH OMKR 395700–.	0980
19	4	–	–	–	671328-3	.Klammer	.Clip				1000
20	2	–	–	–	685582-9	.Beslag, V	.Fitting, L			142	1020
	2	–	–	–	685584-5	.Beslag, V	.Fitting, L			144, 145	1040
21	2	–	–	–	677968-0	.Beslag, H	.Fitting, R			142	1060
	2	–	–	–	685434-3	.Beslag, H	.Fitting, R			144, 145	1080
22	8	–	–	–	677769-2	.Friktionslamell	.Friction disc				1100
23	1	–	–	–	688831-7	.Tryckbricka, V, V stol	.Thrust washer, L, L seat				1120 1140

12. Levereras i 142–utförande med spärraxel för fällbart ryggstöd. Supplied as 142 model, with catch shaft for reclining squab. Livré pour 142 modèle avec axe de blocage pour dossier rabattable. Wird in 142–er Ausführung mit Riegel für klappbare Sitzlehne geliefert. Para modelo 142 con eje de bloquero para respaldo abatible.

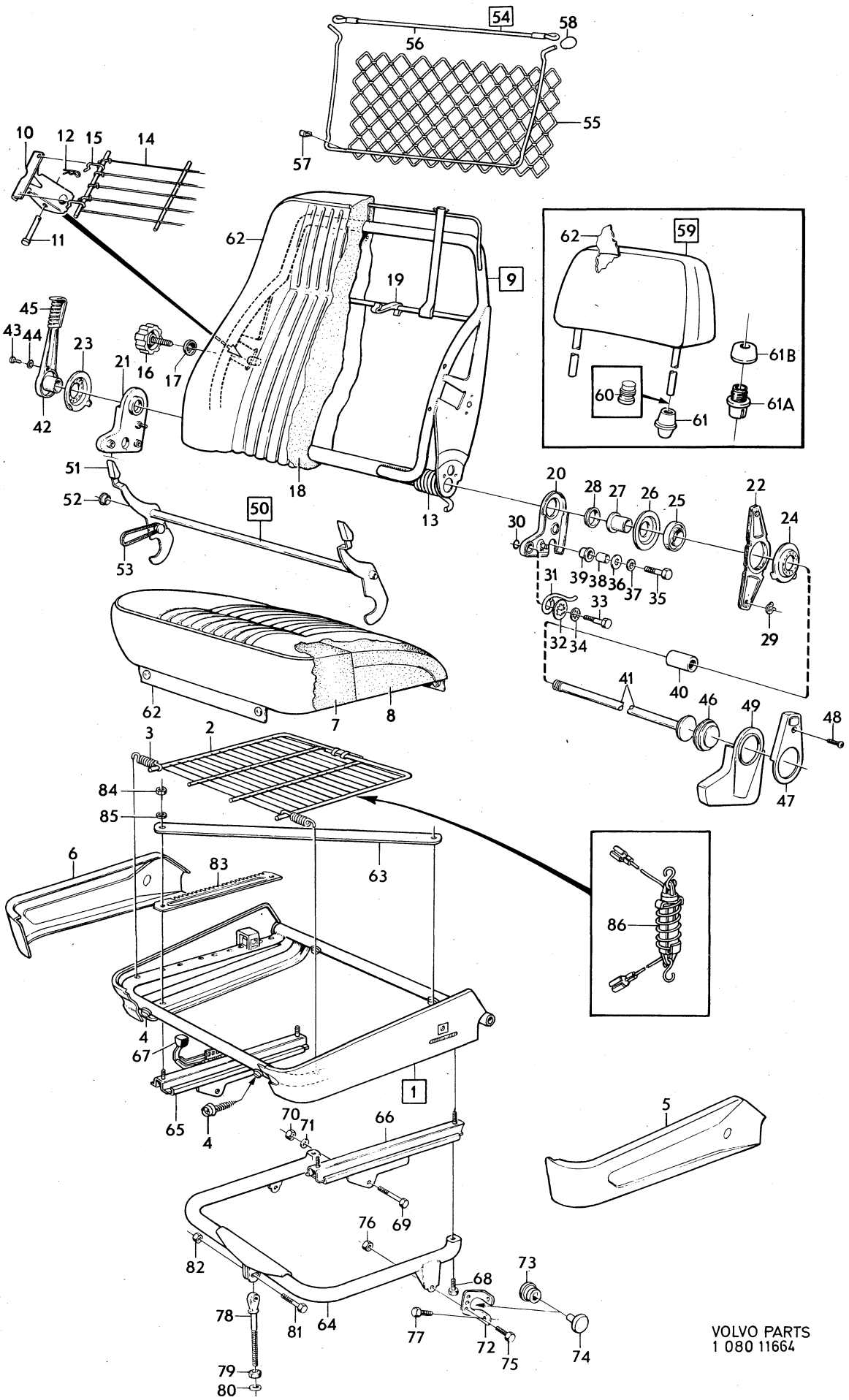

VOLVO PARTS
1 080 11664

Sida Page	Grupp Group	Framstolar De Luxe Grand Luxe	Front seats De Luxe Grand Luxe	Illustration	4050
		142 CH –393949, 144 CH –427999	142 CH –393949, 144 CH –427999	11664	
338	8	145 CH –210049	145 CH –210049	1980–04	

Pos. Fig.	Antal/Quantity				Artikel nr Part No	Benämning	Description	Sats Kit	B P S R	Anmärkning Notes	
	1	–	–	–	688832-5	.Tryckbricka, H, H stol	.Thrust washer, R, R seat				1160 1180
24	2	–	–	–	688833-3	.Tryckbricka, V för H stol H för V stol	.Thrust washer, L for R seat R for L seat				1200 1220 1240
25	4	–	–	–	688823-4	.Styrning	.Guide				1260
26	4	–	–	–	688830-9	.Tryckbricka, inre	.Thrust washer, inner				1280
27	4	–	–	–	677776-7	.Distansrör	.Spacer tube				1300
28	4	–	–	–	678371-6	.Bussning	.Bushing				1320
29	4	–	–	–	951670-9	.Spårryttare	.Circlip				1340
30	4	–	–	–	925055-6	.O–ring	.O–ring			142	1[illegible]
31	4	–	–	–	685530-8	.Fjäder	.Spring			142	1360
32	4	–	–	–	1210853-6	.Låsring	.Circlip		8	142	1400
33	4	–	–	–	943648-6	.Skruv	.Screw			142	1420
	4	–	–	–	955535-0	.Skruv	.Screw			144, 145	1440
34	4	–	–	–	955950-1	.Låsbricka	.Lock washer			144, 145	1460
35	4	–	–	–	942519-0	.Skruv	.Screw			142	1[illegible]
	4	–	–	–	955535-0	.Skruv	.Screw			144, 145	1500
36	4	–	–	–	940097-9	.Bricka	.Washer			144, 145	1520
37	4	–	–	–	955950-1	.Låsbricka	.Lock washer			144, 145	1540
38	4	–	–	–	1210851-0	.Distansrör	.Spacer			142	1560
39	4	–	–	–	1210852-8	.Bussning	.Bushing			142	1580
40	2	–	–	–	679747-6	.Styrhylsa	.Guide sleeve		8		1600
41	1	–	–	–	677755-1	.Dragstång, V	.Pull rod, L				1620
	1	–	–	–	677756-9	.Dragstång, H	.Pull rod, R				1640
42	1	–	–	–	687503-3	.Spak, V	.Lever, L				1660
	1	–	–	–	687504-1	.Spak, H	.Lever, R				1680
43	2	–	–	–	944301-1	.Skruv	.Screw				1700
44	2	–	–	–	955946-9	.Låsbricka	.Lock washer				1720
45	2	–	–	–	678716-2	.Handtag	.Knob				1740
46	2	–	–	–	677771-8	.Täckbricka	.Escutcheon washer				1760
47	4	–	–	–	677794-0	.Kuliss, övre	.Guard, upper		8		1780
48	4	–	–	–	955156-5	.Skruv	.Screw				1800
49	2	–	–	–	677795-7	.Kuliss, nedre, V	.Guard, lower, L				1820
	2	–	–	–	677818-7	.Kuliss, nedre, H	.Guard, lower, R		8		1840
50	2	–	–	–	685539-9	.Spärraxel	.Catch shaft			142	1860
51	2	–	–	–	682235-7	..Handtag	..Knob				1880
52	4	–	–	–	670983-6	.Lagerbussning	.Bearing bushing			142	1[illegible]
53	2	–	–	–	679517-3	.O–ring	.O–ring			142 CH –333080	1[illegible]
	2	–	–	–	1221398-9	.Fjäder	.Spring			142 CH 333081–	1940
54	2	–	–	–	687679-1	.Ficka	.Pocket			GRAND LUXE	1960
55	2	–	–	–		..Nät	..Net		8		1980
56	2	–	–	–	681186-3	..Resårband	..Elastic rope				2000
57	3	–	–	–	687675-9	.Clips	.Clip			GRAND LUXE	2[illegible]
58	2	–	–	–	687643-7	.Bussning	.Bushing			GRAND LUXE	2[illegible]
59	2	–	–	–	1210908-8	.Nackskydd	.Head restraint				2060
60	4	–	–	–	673232-5	..Hylsa	..Sleeve				2080
61	4	–	–	–	1221032-4	.Låsning för nackskydd	.Head restraint lock unit			(688839) 142 CH –OMKR 368700 144 CH –OMKR 395700 145 CH –OMKR 189600	2100 2120 2140 2160
	4	–	–	–		.Låsning för nackskydd	.Head restraint lock unit		8	142 CH OMKR 368700– 144 CH OMKR 395700– 145 CH OMKR 189600–	2180 2200 2220
61a	4	–	–	–	688900-0	..Fästplugg	..Plug fastener				2240
61b	4	–	–	–	1221032-4	..Låsmuff	..Lock sleeve				2260
62	–	–	–	–		Klädsel	Cover			SE INNERKLÄDSEL SEE UPHOLSTERY	2280 2300
63	2	–	–	–	688870-5	Skyddsjärn	Protective iron			B20E, F	2320
64	1	–	–	–	677234-7	Rörbåge, V	Tubular frame, L				2340
	1	–	–	–	677235-4	Rörbåge, H	Tubular frame, R				2360
65	1	–	–	–	677280-0	Glidskena, yttre, V	Adjuster rail, outer, L				2380
	1	–	–	–	677281-8	Glidskena, yttre, H	Adjuster rail, outer, R				2400

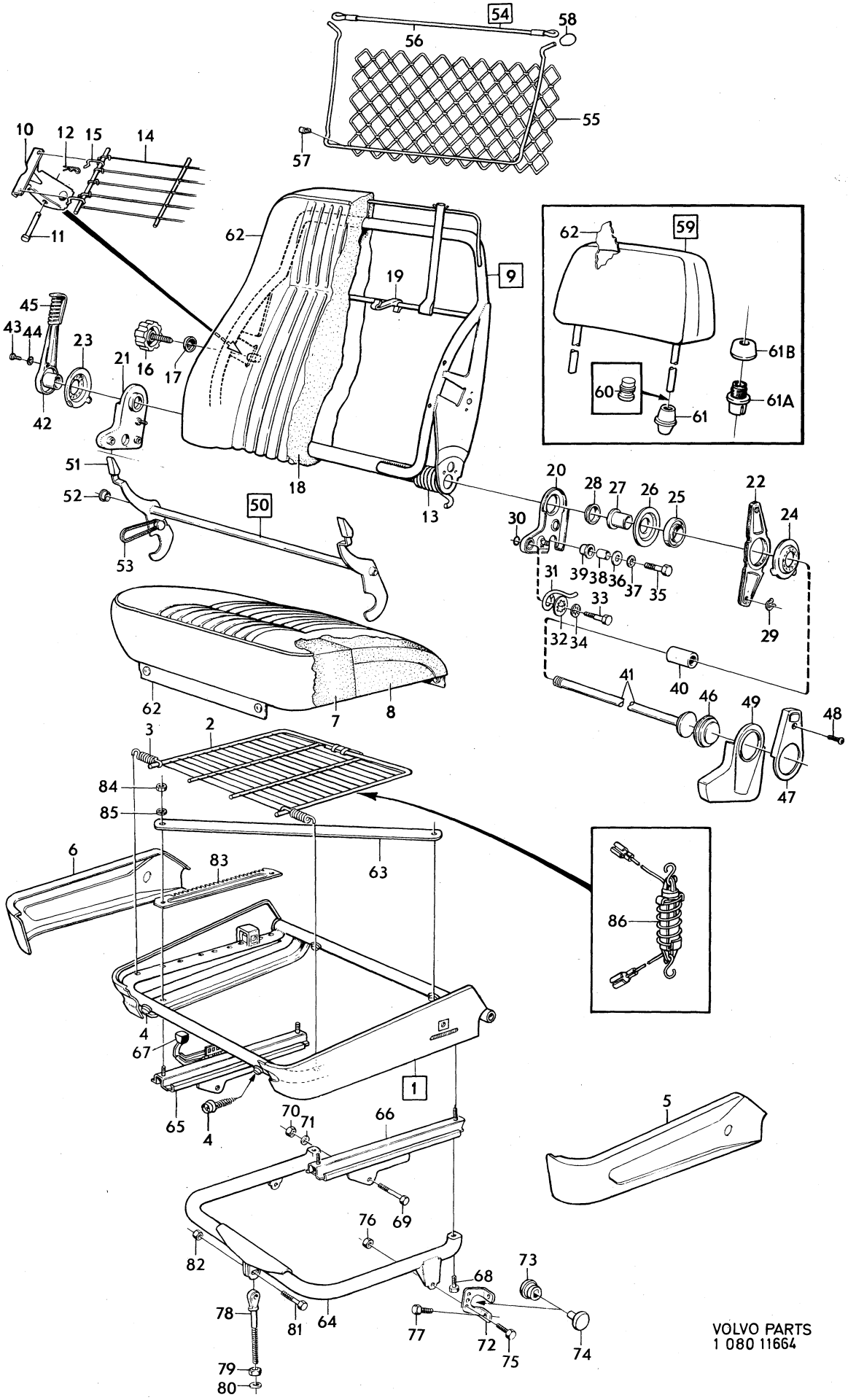

VOLVO PARTS
1 080 11664

Sida Page	Grupp Group	Framstolar De Luxe Grand Luxe	Front seats De Luxe Grand Luxe	Illustration	4050
		142 CH –393949, 144 CH –427999	142 CH –393949, 144 CH –427999	11664	
340	8	145 CH –210049	145 CH –210049	1980–04	

Pos. Fig.	Antal/Quantity				Artikel nr Part No	Benämning	Description	Sats Kit	B P S R	Anmärkning Notes	
66	2	–	–	–	677277-6	Glidskena, mellersta	Adjuster rail, centre				2420
67	2	–	–	–	677770-0	Knapp	Button				2440
68	4	–	–	–	942624-8	Skruv	Bolt				2460
69	4	–	–	–	940161-3	Skruv	Bolt				2480
70	4	–	–	–	955826-3	Mutter	Nut				2500
71	4	–	–	–	955949-3	Låsbricka	Lock washer				2520
72	4	–	–	–	677239-6	Konsol	Bracket				2540
73	2	–	–	–	685501-9	Clips	Clip			B20E, B20F	2560
74	2	–	–	–	685502-7	Clips	Clip			B20E, B20F	2580
75	4	–	–	–	955524-4	Skruv	Bolt				2600
76	4	–	–	–	945457-0	Mutter	Nut				[illegible]
77	6	–	–	–	942402-9	Skruv	Bolt			L 19	2640
	2	–	–	–	944012-4	Skruv	Bolt			L 22	2660
78	2	–	–	–	677240-4	Länkskruv	Link screw				2680
79	2	–	–	–	955827-1	Mutter	Nut				2700
80	2	–	–	–	940097-9	Bricka	Washer				2720
81	2	–	–	–	944012-4	Skruv	Bolt				[illegible]
82	2	–	–	–	945457-0	Mutter	Nut				[illegible]
83	1	–	–	–	677268-5	Spärrbricka, V	Catch plate, L				2780
	1	–	–	–	677269-3	Spärrbricka, H	Catch plate, R				2800
84	8	–	–	–	945457-0	Mutter	Nut				2820
85	8	–	–	–	955894-1	Bricka	Washer				2840
86	1	–	–	–		Strömställare	Switch			SE GRUPP 3	2860

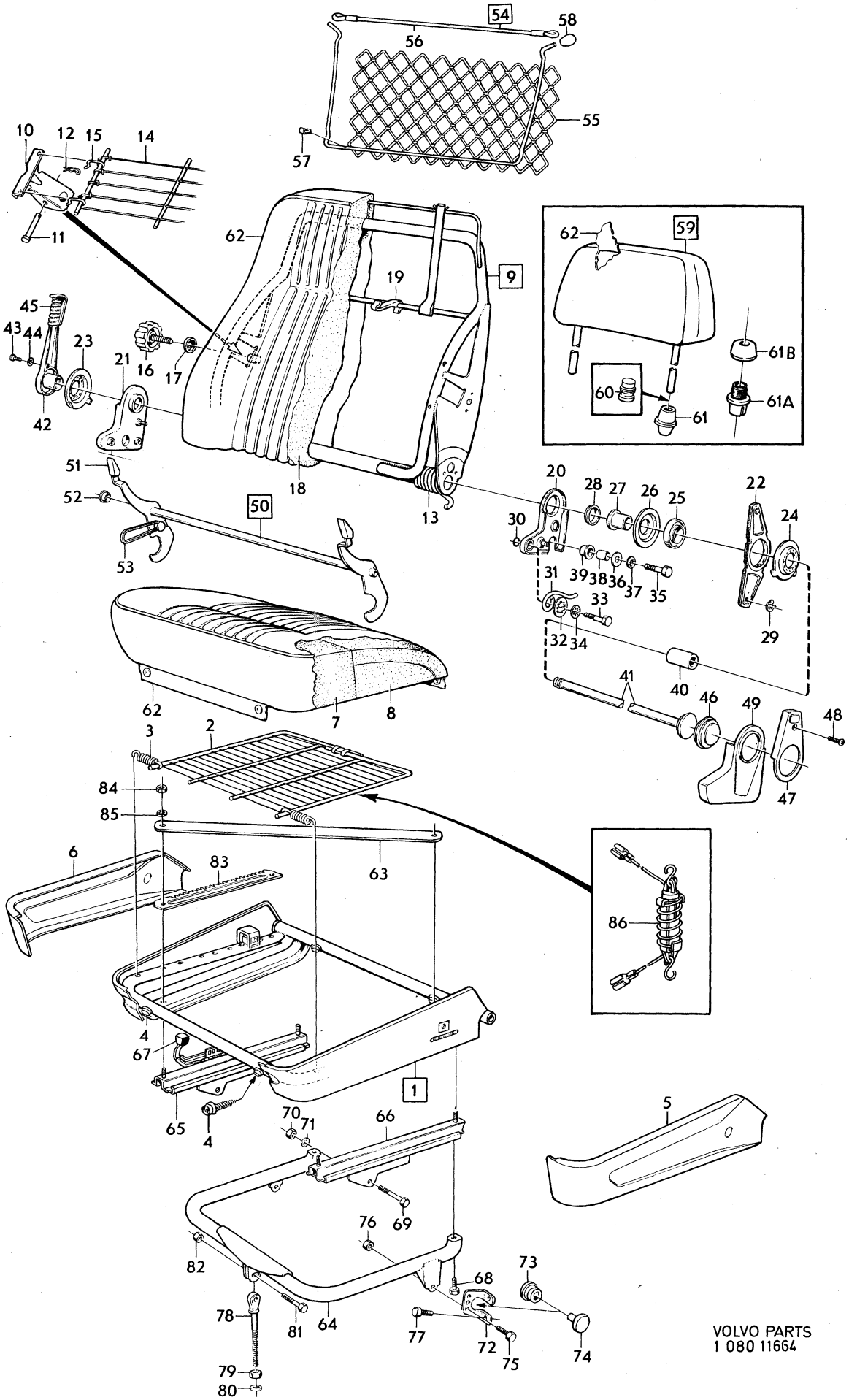

VOLVO PARTS
1 080 11664

Sida Page	Grupp Group	Framstolar De Luxe Grand Luxe	Front seats De Luxe Grand Luxe	Illustration	4100
		142 CH 393950–, 144 CH 428000–	142 CH 393950–, 144ch 428000–	13628	
342	8	145 CH 210050–	145 CH 210050–	1980–04	

Pos. Fig.	Antal/Quantity				Artikel nr Part No	Benämning	Description	Sats Kit	B P S R	Anmärkning Notes	
1	2	–	–	–	1207602-2	Sitsram	Seat frame				1010
2	2	–	–	–	688847-3	.Resårmatta	.Cushion				1020
3	24	–	–	–	1210924-5	.Fjäder	.Spring				1030
4	12	–	–	–	94942-0	.Fäste	.Anchorage		8		1040
5	2	–	–	–	682319-9	Panel, V	Panel, L				1050
6	2	–	–	–	682320-7	Panel, H	Panel, R				1060
7	2	–	–	–	1207965-3	Stoppning	Upholstery			STD DE LUXE	1070
	2	–	–	–	248072-1	Stoppning	Upholstery		6	TAXI	1075
	2	–	–	–	693101-8	Stoppning, främre	Upholstery, forward			GRAND LUXE	1080
8	2	–	–	–	692839-4	Stoppning, bakre	Upholstery, rear			GRAND LUXE	1090
9	1	–	–	–	1224400-0	Elvärmeelement	Heating element		8	ERS AV 1 ST 1224659–1, 1 ST 958208–9,	1[illegible]
x	1	–	–	–	1224659-1	Elvärmeelement	Heating element		8	ERS AV 1 ST 1225954–5	1096
9a	1	–	–	–	1204871-6	.Termostat för 1224400–0	.Thermostat for 1224400–0				1097 1098
10	2	–	–	–	1204752-8	Ryggram	Squab frame				1100
11	2	–	–	–	679685-8	.Bygel	.Brace				1[illegible]
12	2	–	–	–	952715-1	.Bult	.Bolt				1[illegible]
13	2	–	–	–	943154-5	.Låsfjäder	.Lock spring				1130
14	2	–	–	–	1210911-2	Matta	Mat				1140
15	4	–	–	–	1210913-8	Krok	Hook				1150
16	2	–	–	–	678222-1	Ratt	Knob			STD	1160
	1	–	–	–	672977-6	Ratt	Knob			S–1779, S–1780, S–1783	1165
17	2	–	–	–	678218-9	Bricka	Washer				1170
18	2	–	–	–	1207960-4	Stoppning	Upholstery			DE LUXE	1180
	2	–	–	–	1207745-9	Stoppning	Upholstery			GRAND LUXE	1190
18a	4	–	–	–	671328-3	Klammer	Clip				1200
x 19	1	–	–	–	1225955-2	Elvärmeelement	Heating element		3	(1224401) (1224660) ALT	1220 1221
19a	1	–	–	–	943746-8	Klammer	Clamp				1225
20	2	–	–	–	687679-1	Ficka	Pocket			GRAND LUXE	1230
21	–	–	–	–		.Nät	.Net		8		1240
22	2	–	–	–	681186-3	.Resårband	.Elastic rope				1250
23	3	–	–	–	687675-9	Clips	Clip			GRAND LUXE	1260
24	2	–	–	–	687643-7	Bussning	Bushing			GRAND LUXE	1270
25	2	–	–	–	1210908-8	Nackskydd	Head restraint				1280
26	4	–	–	–	673232-5	.Hylsa	.Sleeve				1290
27	4	–	–	–	1221032-4	Låsmuff nackskydd	Head restraint lock unit				1[illegible]
28	2	–	–	–	688900-0	Fäste	Anchorage				1320
28a	4	–	–	–	1221023-3	Bricka	Washer				1325
29	–	–	–	–		Klädsel	Cover			SE INNERKLÄDSEL SEE UPHOLSTERY	1330 1340
30	1	–	–	–	1210590-4	Beslag, V för V stol	Fitting, L for L seat			142	1[illegible]
	1	–	–	–	1210594-6	Beslag, V för V stol	Fitting, L for L seat			144, 145	1[illegible]
	1	–	–	–	1210592-0	Beslag, V för H stol	Fitting, L for R seat			142	1370
	1	–	–	–	1210596-1	Beslag, V för H stol	Fitting, L for R seat			144, 145	1380
31	1	–	–	–	1210591-2	Beslag, H för V stol	Fitting, R for L seat			142	1390
	1	–	–	–	1210595-3	Beslag, H för V stol	Fitting, R for L seat			144, 145	1400
	1	–	–	–	1210593-8	Beslag, H för H stol	Fitting, R for R seat			142	1410
	1	–	–	–	1210597-9	Beslag, H för H stol	Fitting, R for R seat			144, 145	1420
31a	4	–	–	–	1224480-2	.Klämfjäder	.Spring		3		1425
31b	4	–	–	–	1224481-0	.Fjäderhållare	.Spring retainer		3		1426
31c	2	–	–	–	1224823-3	.Låsbricka	.Lock washer		4		1427
32	8	–	–	–	946539-4	Skruv	Screw				1430
33	4	–	–	–	946550-1	Skruv	Screw			142	1440
34	4	–	–	–	946482-7	Skruv	Screw			142	1450
	8	–	–	–	942519-0	Skruv	Screw			144, 145	1460
35	4	–	–	–	1210509-4	Bussning, bakre skruv	Bushing			142	1470
36	2	–	–	–	1210587-0	Fjäder, V	Spring, L			142	1480
	2	–	–	–	1210588-8	Fjäder, H	Spring, R			142	1490
37	2	–	–	–	1204745-2	Förbindningsstång	Control rod				1500
38	2	–	–	–	1204874-0	Ratt	Knob				1510

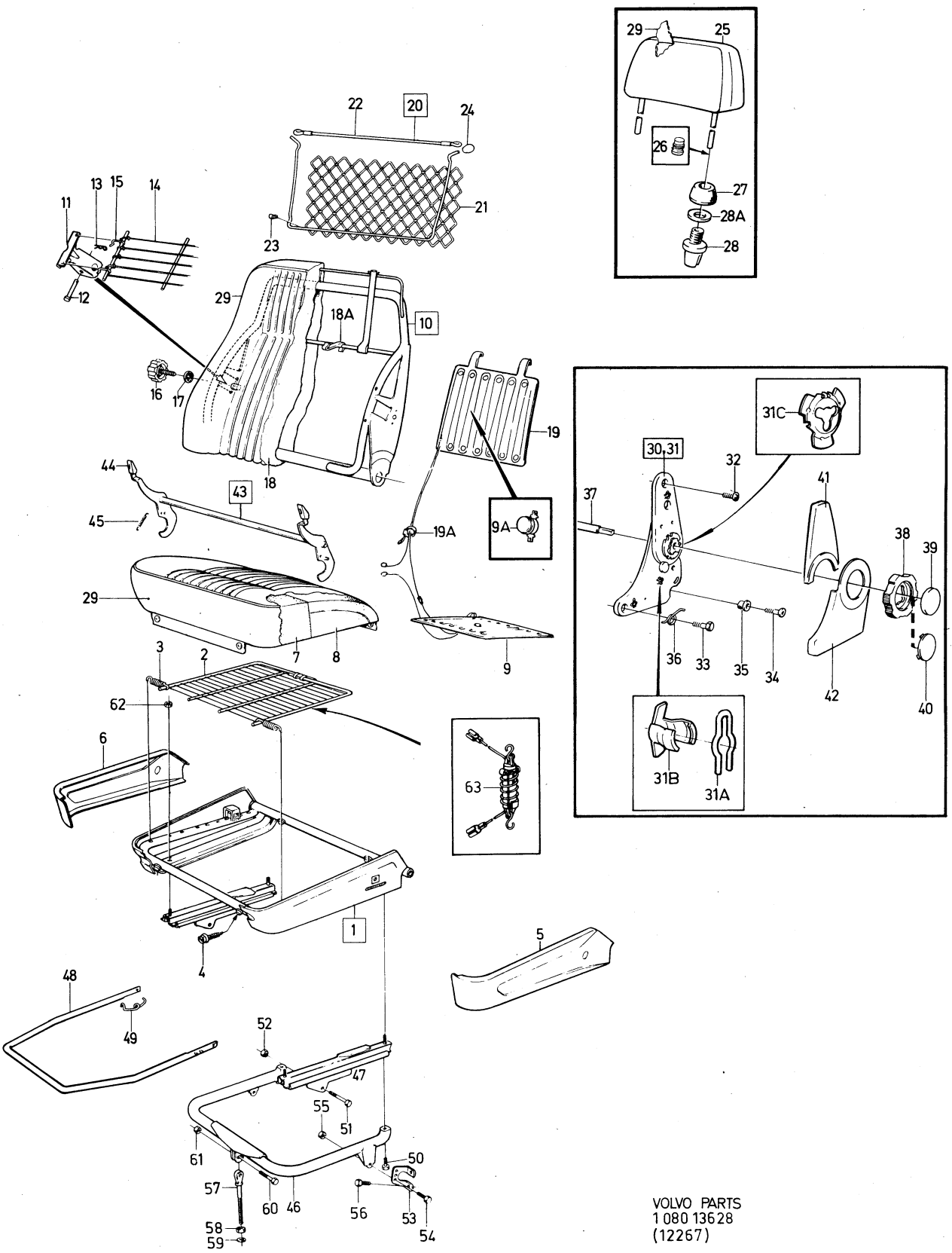

VOLVO PARTS
1 080 13628
(12267)

Sida Page	Grupp Group	Framstolar De Luxe Grand Luxe	Front seats De Luxe Grand Luxe	Illustration	4100
		142 CH 393950–, 144 CH 428000–	142 CH 393950–, 144ch 428000–	13628	
344	8	145 CH 210050–	145 CH 210050–	1980–04	

Pos. Fig.	Antal/Quantity				Artikel nr Part No	Benämning	Description	Sats Kit	B P S R	Anmärkning Notes	
39	2	–	–	–	1210500-3	Bricka	Washer				1520
40	2	–	–	–	1204875-7	Bricka	Washer				1530
41	4	–	–	–	1204746-0	Kuliss, övre	Guard, upper				1540
42	2	–	–	–	1204748-6	Kuliss, nedre, V	Guard, lower, L				1550
	2	–	–	–	1204749-4	Kuliss, nedre, H	Guard, lower, R				1560
43	2	–	–	–	1204750-2	Spärraxel	Catch shaft			142	1570
44	4	–	–	–	1210503-7	.Handtag	.Knob				1580
45	4	–	–	–	1210506-0	Fjäder, spärrhake	Spring, locking hook			142	1590
46	1	–	–	–	677234-7	Rörbåge, V	Tubular frame, L				2010
	1	–	–	–	677235-4	Rörbåge, H	Tubular frame, R				2020
47	2	–	–	–	1204840-1	Glidskena, yttre, V stol,	Adjuster rail, outer, L				[illegible]
						inre H stol	seat, inner R seat				[illegible]
	2	–	–	–	1204841-9	Glidskena, inre, V stol,	Adjuster rail, inner, L				2050
						yttre, H stol	seat, outer, R seat				2060
48	2	–	–	–	1204842-7	Spärrbygel	Catch clamp				2070
49	2	–	–	–	1204843-5	Fjäder, yttre, V stol,	Spring, outer, L seat				2080
						inre, H stol	inner, R seat				[illegible]
	2	–	–	–	1204844-3	Fjäder, inre, V stol,	Spring, inner, L seat,				[illegible]
						yttre, H stol	outer, R seat				2110
50	4	–	–	–	942624-8	Skruv	Screw				2120
51	4	–	–	–	940161-3	Skruv	Screw				2130
52	4	–	–	–	955826-3	Mutter	Nut				2140
53	4	–	–	–	677239-6	Konsol	Bracket				2150
54	4	–	–	–	955524-4	Skruv	Bolt				2180
55	4	–	–	–	945457-0	Mutter	Nut				2190
56	6	–	–	–	942402-9	Skruv	Bolt			L 19	2200
	2	–	–	–	944012-4	Skruv	Bolt			L 22	2210
57	2	–	–	–	677240-4	Länkskruv	Link screw				2220
58	2	–	–	–	955827-1	Mutter	Nut				2230
59	2	–	–	–	940097-9	Bricka	Washer				2240
60	2	–	–	–	944012-4	Skruv	Bolt				2250
61	2	–	–	–	945457-0	Mutter	Nut				2260
62	8	–	–	–	945457-0	Mutter	Nut				2270
63	1	–	–	–		Strömställare	Switch			SE GRUPP 3	2280

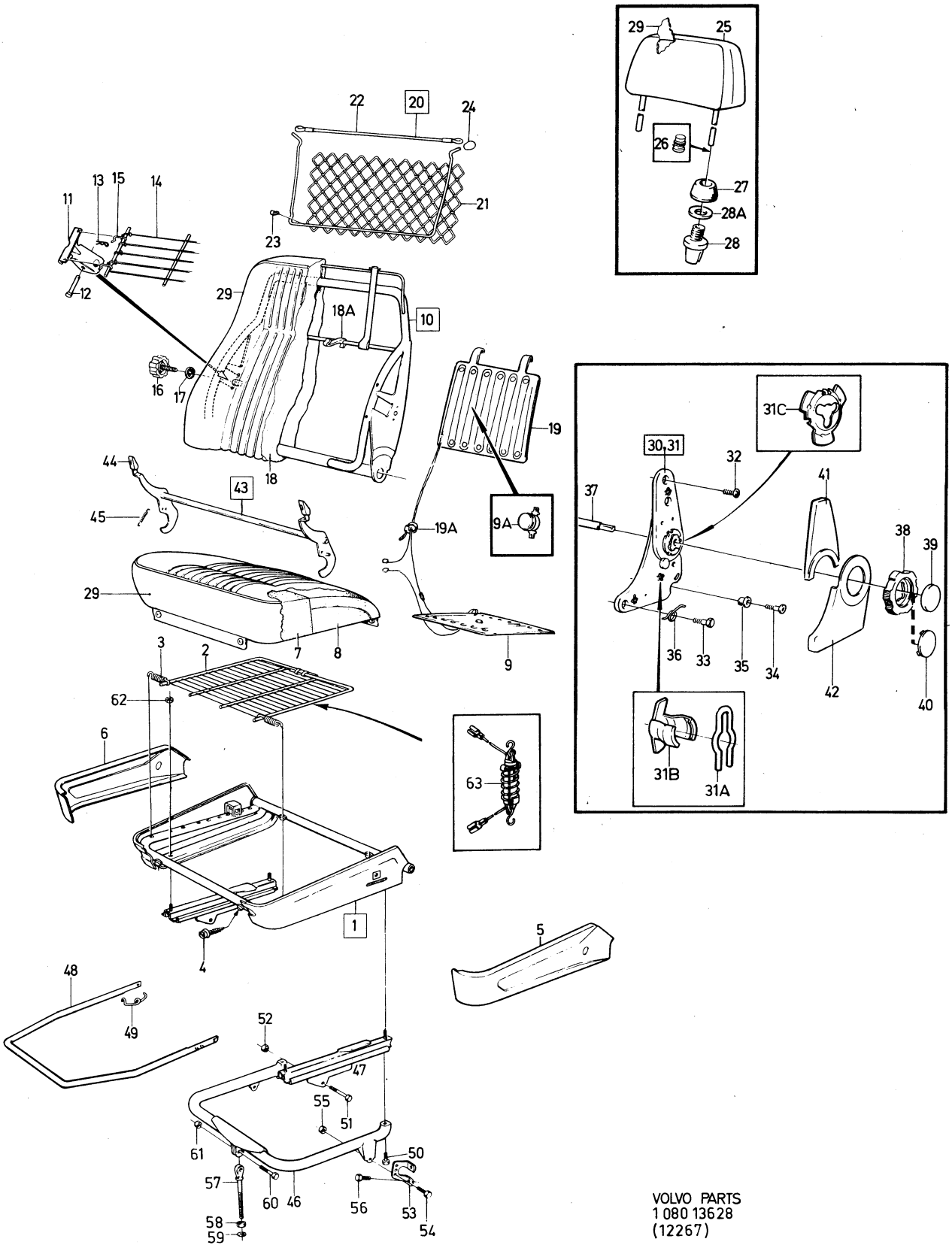

VOLVO PARTS
1 080 13628
(12267)

Sida Page	Grupp Group	Framstolar	Front seats	Illustration	4150
		BAS, 145 HT,	BAS, 145 HT,	12269	
346	8	145 NT VARU	145 NT VARU	1980–04	

Pos. Fig.	Antal/Quantity				Artikel nr Part No	Benämning	Description	Sats Kit	B P S R	Anmärkning Notes	
	2	–	–	–	1221228-8	Framstol utan klädsel	Front seat, less cover			12)	1010
1	2	–	–	–	1210934-4	.Sitsram	.Seat frame				1020
2	2	–	–	–	1210916-1	..Resårmatta	..Cushion				1030
3	24	–	–	–	1210924-5	..Fjäder	..Spring				1040
4	12	–	–	–	94942-0	..Fäste	..Anchorage		8		1050
5	2	–	–	–	1207958-8	.Stoppning	.Upholstery				1060
6	2	–	–	–	1210940-1	.Ryggram	.Squab, frame				1070
7	2	–	–	–	673026-1	..Bygel	..Brace				1080
8	2	–	–	–	952717-7	..Bult	..Bolt		8		1090
9	2	–	–	–	907821-3	..Saxpinne	..Split pin		2		1100
10	2	–	–	–	1210910-4	.Matta	.Mat				0
11	4	–	–	–	1210913-8	.Krok	.Hook				1120
12	2	–	–	–	672977-6	.Ratt	.Wheel				1130
13	2	–	–	–	1207955-4	.Stoppning	.Upholstery				1140
14	4	–	–	–	671328-3	.Klammer	.Clip				1150
15	2	–	–	–	670960-4	.Exenteraxel	.Eccentric shaft		8		1160
16	4	–	–	–	682632-5	.Excenter	.Eccentric				0
17	8	–	–	–	671377-0	.Distanshylsa	.Spacer sleeve				1180
18	4	–	–	–	671376-2	.Gaffellänk	.Yoke link			142	1190
	4	–	–	–	671375-4	.Länk	.Link		8	144	1191
19	4	–	–	–	670964-6	.Stödbricka	.Support washer				1200
20	8	–	–	–	950034-9	.Skruv	.Screw				1210
21	8	–	–	–	955947-7	.Låsbricka	.Lock washer				1220
22	8	–	–	–	940145-6	.Mutter	.Nut				1230
23	2	–	–	–	1210808-0	.Spärraxel	.Catch shaft			142	1250
24	2	–	–	–	670985-1	..Knopp	..Button		8		1260
25	4	–	–	–	670983-6	.Lagerbussning	.Bearing bushing			142	1270
26	2	–	–	–	670981-0	.Fjäder, V	.Spring, L			142	1280
	2	–	–	–	670982-8	.Fjäder, H	.Spring, R			142	1290
27	1	–	–	–	671713-6	.Beslag, V	.Fitting, L				1300
	1	–	–	–	671714-4	.Beslag, H	.Fitting, R				1310
28	8	–	–	–	950254-3	.Skruv	.Screw				1320
29	2	–	–	–	671221-0	.Ratt	.Knob				1340
30	2	–	–	–	940097-9	.Bricka	.Washer				1350
31	2	–	–	–	120680-4	.Fjädrande bricka	.Resilient washer			TID UTF	1360
32	2	–	–	–	907174-7	.Räffelpinne	.Grooved straight pin				1370
33	4	–	–	–	670978-6	.Lagerbussning	.Bearing bushing				1380
34	4	–	–	–	671715-1	.Distansrör	.Spacer tube				0
35	4	–	–	–	943291-5	.Skruv	.Screw				0
36	4	–	–	–	955894-1	.Bricka	.Washer				1410
37	4	–	–	–	670979-4	.Distanshylsa	.Spacer sleeve			142	1420
	4	–	–	–	670965-3	.Distanshylsa	.Spacer sleeve			144	1430
38	4	–	–	–	682633-3	.Stödbussning	.Support bushing			142	1440
	4	–	–	–	670984-4	.Stödbussning	.Support bushing			144	0
39	4	–	–	–	942445-8	.Skruv	.Screw				60
40	2	–	–	–	1210908-8	.Nackskydd	.Head restraint				1470
41	4	–	–	–	673232-5	..Hylsa	..Sleeve				1480
42	2	–	–	–	1221032-4	.Låsning	.Head restraint lock unit			(688839)	1490
										142 CH –393949,	1495
										144 CH –427999	1500
										145 CH –210049	1501
43	2	–	–	–	1221032-4	.Låsning	.Head restraint lock unit			142 CH 393950–	1502
										144 CH 428000–	1503
										145 CH 210050–	1504
44	2	–	–	–	688900-0	.Fäste	.Anchorage			142 CH 393950–	1505
										144 CH 428000–	1506
										145 CH 210050–	1507

12. Levereras i 142–utförande med spärraxel för fällbart ryggstöd. Supplied as 142 model, with catch shaft for reclining squab. Livré pour 142 modèle avec axe de blocage pour dossier rabattable. Wird in 142–er Ausführung mit Riegel für klappbare Sitzlehne geliefert. Para modelo 142 con eje de bloquero para respaldo abatible.

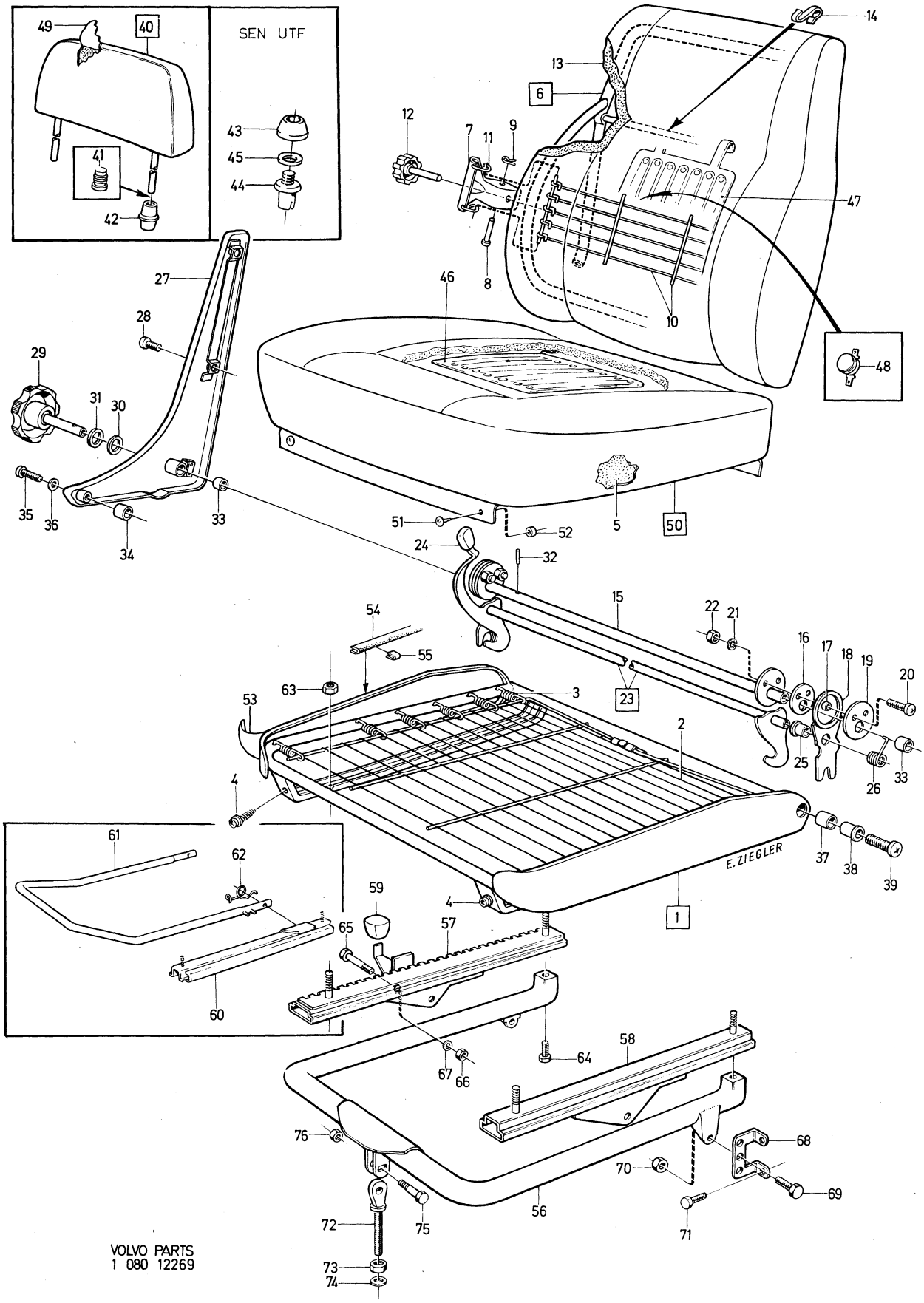

VOLVO PARTS
1 080 12269

Sida Page	Grupp Group	Framstolar	Front seats	Illustration	4150
348	8	BAS, 145 HT, 145 NT VARU	BAS, 145 HT, 145 NT VARU	12269 1980–04	

	Pos. Fig.	Antal/Quantity				Artikel nr Part No	Benämning	Description	Sats Kit	B P S R	Anmärkning Notes	
	45	2	–	–	–	1221023-3	.Bricka	.Washer			142 CH 393950–	1508
											144 CH 428000–	1509
											145 CH 210050–	1510
	46	1	–	–	–	1224400-0	El–värmeelement	Heating element		8	ERS AV 1 ST 1224659–1,	2010
											1 ST 958208–9	2011
											142 CH 393950–	2020
											144 CH 428000–	2030
											145 CH 210050–	2031
x		1	–	–	–	1224659-1	El–värmeelement	Heating element		8	ERS AV 1 ST 1225954–5	2035
x	47	1	–	–	–	1225955-2	El–värmeelement	Heating element		3	(1224401) (1224660)	2040
											ALT	2041
											142 CH 393950–	2050
											144 CH 428000–	2060
											145 CH 210050–	2061
	48	1	–	–	–	1204871-6	.Termostat	.Thermostat				2070
	49	2	–	–	–		Klädsel	Cover			SE INNERKLÄDSEL	2080
											SEE UPHOLSTERY	2090
	50	2	–	–	–		Klädsel	Cover			SE INNERKLÄDSEL	2100
											SEE UPHOLSTERY	2110
	51	6	–	–	–	94944-6	.Knapp	.Button				2120
	52	6	–	–	–	94945-3	.Hållare	.Retainer				2130
	53	–	–	–	–		Klädsel	Cover			METERVARA	2140
											SE INNERKLÄDSEL	2150
											SEE UPHOLSTERY	2160
	54	4	–	–	–	671994-2	Kantskyddslist	Edge moulding				2170
	55	16	–	–	–	942188-4	Clips	Clip				2180
	56	1	–	–	–	682949-3	Rörbåge, V	Tubular frame, L			142 CH –393949	2190
											144 CH –427999	2200
											145 CH –210049	2210
		1	–	–	–	1207620-4	Rörbåge, V	Tubular frame, L			142 CH 393950–	2220
											144 CH 428000–	2230
											145 CH 210050–	2240
		1	–	–	–	682950-1	Rörbåge, H	Tubular frame, R			142 CH –393949	2250
											144 CH –427999	2260
											145 CH –210049	2270
		1	–	–	–	1207621-2	Rörbåge, H	Tubular frame, R			142 CH 393950–	2280
											144 CH 428000–	2290
											145 CH 210050–	2300
	57	1	–	–	–	671233-5	Glidskena, V	Adjuster rail, L			142 CH –393949	2310
											144 CH –427999	2320
											145 CH –210049	2330
		1	–	–	–	671234-3	Glidskena, H	Adjuster rail, R			142 CH –393949	2340
											144 CH –427999	2350
											145 CH –210049	2360
	58	2	–	–	–	671235-0	Glidskena	Adjuster rail			142 CH –393949	2370
											144 CH –427999	2380
											145 CH –210049	2390
	59	2	–	–	–	677770-0	Knopp	Button			142 CH –393949	2400
											144 CH –427999	2410
											145 CH –210049	2420
	60	2	–	–	–	1204840-1	Glidskena, yttre, V	Adjuster rail, outer, L			142 CH 393950–	3010
							stol, inre, H stol	seat, inner, R seat			144 CH 428000–	3020
											145 CH 210050–	3030
		2	–	–	–	1204841-9	Glidskena, inre, V	Adjuster rail, inner, L			142 CH 393950–	3040
							stol, yttre, H stol	seat, outer, R seat			144 CH 428000–	3050
											145 CH 210050–	3060
	61	2	–	–	–	1207617-0	Spärrbygel	Catch clamp		8	142 CH 393950–	3070
											144 CH 428000–	3080
											145 CH 210050–	3090
	62	2	–	–	–	1204843-5	Fjäder, yttre, V	Spring, outer, L			142 CH 393950–	3100
							stol, inre, H stol	seat, inner, R seat			144 CH 428000–	3110
											145 CH 210050–	3120

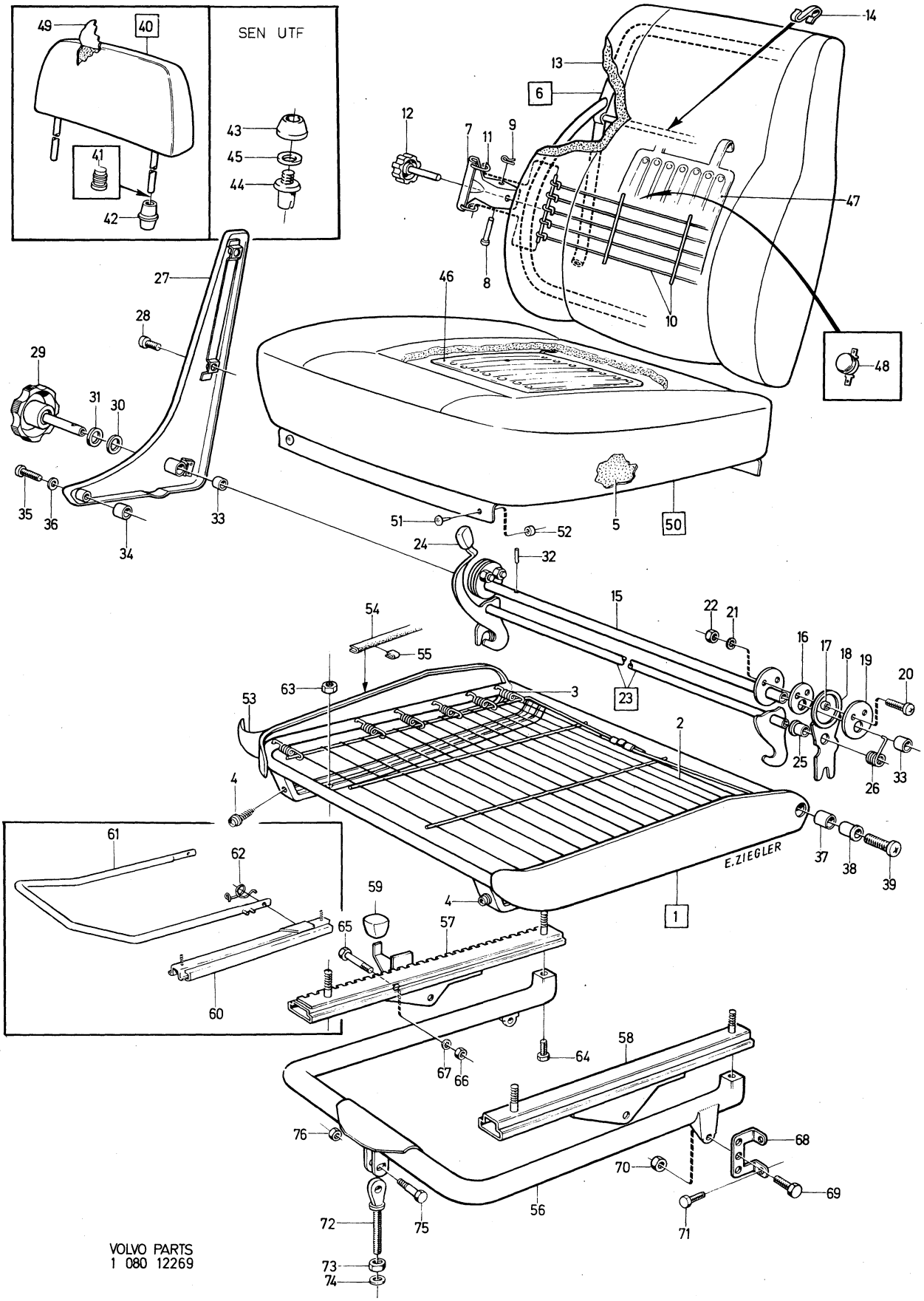

VOLVO PARTS
1 080 12269

Sida Page	Grupp Group	Framstolar	Front seats	Illustration	4150
350	8	BAS, 145 HT, 145 NT VARU	BAS, 145 HT, 145 NT VARU	12269 1980–04	

Pos. Fig.	Antal/Quantity				Artikel nr Part No	Benämning	Description	Sats Kit	B P S R	Anmärkning Notes	
	2	–	–	–	1204844-3	Fjäder, inre, V stol, yttre, H stol	Spring, inner, L seat, outer, R seat			142 CH 393950– 144 CH 428000– 145 CH 210050–	3130 3140 3150
63	8	–	–	–	945457-0	Mutter	Nut				3160
64	4	–	–	–	942624-8	Skruv	Screw				3170
65	4	–	–	–	940161-3	Skruv	Screw				3180
66	4	–	–	–	955826-3	Mutter	Nut				3190
67	4	–	–	–	955949-3	Låsbricka	Lock washer				3200
68	4	–	–	–	682948-5	Konsol	Bracket				3210
69	4	–	–	–	955523-6	Skruv	Screw				3220
70	4	–	–	–	945457-0	Mutter	Nut				[illegible]30
71	6	–	–	–	942402-9	Skruv	Screw			L 19	[illegible]40
	2	–	–	–	944012-4	Skruv	Screw			L 22	3250
72	2	–	–	–	677240-4	Länkskruv	Link screw				3260
73	2	–	–	–	955827-1	Mutter	Nut				3270
74	2	–	–	–	940097-9	Bricka	Washer				3280
75	2	–	–	–	944012-4	Skruv	Screw				[illegible]90
76	2	–	–	–	945457-0	Mutter	Nut				00

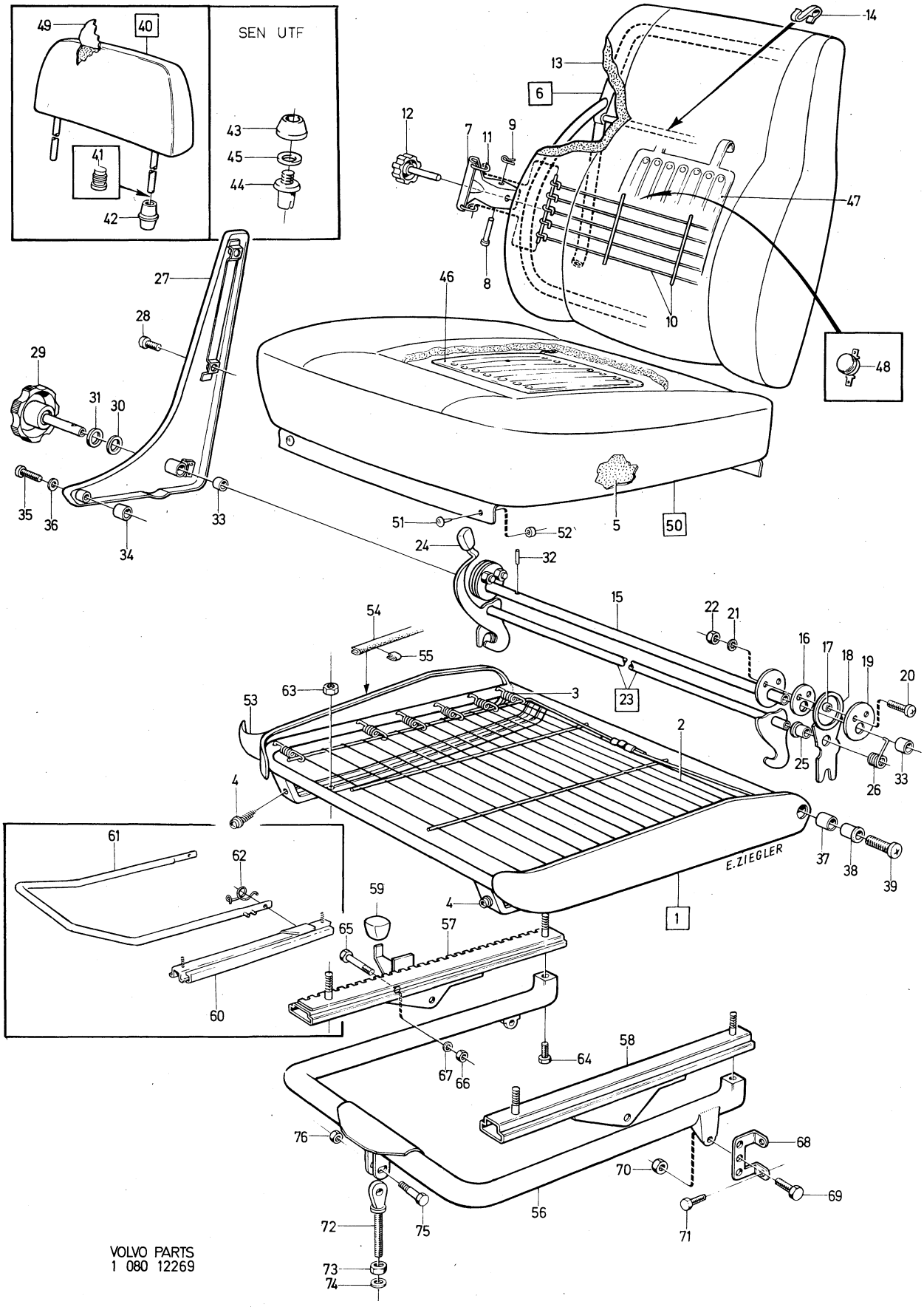

VOLVO PARTS
1 080 12269

Sida Page	Grupp Group	Baksäte 142, 144	Rear seat 142, 144	Illustration	4200
		alt 1 med resårhus	alt 1 with housing	12292	
352	8			1980–04	

Pos. Fig.	Antal/Quantity				Artikel nr Part No	Benämning	Description	Sats Kit	B P S R	Anmärkning Notes	
	–	–	–	–		Baksäte med monteringsdetaljer	Rear seat with installation components				1010 1020
1	1	–	–	–	686816-0	.Resårhus	.Housing			EXCL TAXI	1030
	1	–	–	–	649259-9	.Resårhus	.Housing			TAXI	1031
2	1	–	–	–	685549-8	.Stoppning	.Upholstery			DE LUXE EXCL TAXI	1060
	1	–	–	–	686575-2	.Stoppning	.Upholstery			GRAND LUXE	1075
	1	–	–	–	695215-4	.Stoppning	.Upholtery		8	BAS. TAXI	1080
3	–	–	–	–		.Klädsel	.Cover			SE INNERKLÄDSEL SEE UPHOLSTERY	1090 1100
4	2	–	–	–	687030-7	.Fäste	.Anchorage				1110
5	2	–	–	–	942402-9	.Skruv	.Screw				1120
6	2	–	–	–	960141-0	.Bricka	.Washer				1130
7	2	–	–	–	955949-3	.Låsbricka	.Lock washer				1140
7a	1	–	–	–	1210403-0	Fäste	Anchorage				1145
7b	2	–	–	–	958244-6	Skruv	Screw				1146
8	1	–	–	–	686810-3	.Resårhus	.Housing		8	BAS	1150
	1	–	–	–	1224077-6	.Resårhus	.Housing			DE LUXE EXCL TAXI	1160
	1	–	–	–	674741-4	.Resårhus	.Housing		8	TAXI	1161
	1	–	–	–	682982-4	.Resårhus	.Housing		3	ERS AV 1 ST 1207731–9,	1165
										2 ST 680538–6,	1166
										2 ST 1207626–1,	1167
										4 ST 955122–7	1168
										142 GRAND LUXE	1169
										CH –393949.	1171
										144 GRAND LUXE	1172
										CH –427999	1173
	1	–	–	–	1207731-9	.Resårhus	.Housing		5	142 GRAND LUXE	1174
										CH 393950–.	1175
										144 GRAND LUXE	1176
										CH 428000–	1177
9	1	–	–	–	649497-5	.Stoppning	.Upholstery		8	BAS EXCL 142 BAS VENV.	1180
										TAXI.	1181
	1	–	–	–	649497-5	.Stoppning	.Upholstery		8	142 BAS VENV.	1190
	1	–	–	–	1224097-4	.Stoppning	.Upholstery			DE LUXE EXCL TAXI	1200
	1	–	–	–	692829-5	.Stoppning, V	.Upholstery, L			GRAND LUXE	1210
	1	–	–	–	692830-3	.Stoppning, H	.Upholstery, R			GRAND LUXE	1220
10	–	–	–	–		.Klädsel	.Cover			SE INNERKLÄDSEL	1230
										SEE UPHOLSTERY	1240
x 11	1	–	–	–	1224417-4	.Armstöd	.Armrest		4	DE LUXE	1250
	1				680533-7	armstöd	armrest			GRAND LUXE	1260
										(678313)	1265
12	–	–	–	–		..Gångjärn	..Hinge		8		1270
13	1	–	–	–	691627-4	.Stoppning	.Upholstery			DE LUXE	1280
	1	–	–	–	692429-4	.Stoppning	.Upholstery		8	GRAND LUXE	1290
14	1	–	–	–	691649-8	.Stoppning	.Upholstery			DE LUXE	1300
	1	–	–	–	692812-1	.Stoppning	.Upholstery		8	GRAND LUXE	1310
15	4	–	–	–	950045-5	.Skruv	.Screw			DE LUXE, GRAND LUXE	1320
16	4	–	–	–	940155-5	.Låsbricka	.Lock washer			DE LUXE, GRAND LUXE	1330
17	2	–	–	–	1204574-6	.Skyddslist	.Protector moulding		5		1335
18	2	–	–	–	677835-1	.Gnisselskydd	.Squeak guard			TID UTF	1340
19	2	–	–	–	687047-1	.Konsol	.Bracket			TID UTF	1350
20	4	–	–	–	190666-8	.Skruv	.Screw			TID UTF	1360
21	4	–	–	–	941906-0	.Fjädrande bricka	.Resilient washer			TID UTF	1370
22	2	–	–	–	1207626-1	Konsol	Bracket			SEN UTF	1371
23	4	–	–	–	955138-3	Skruv	Screw			SEN UTF	1372
24	2	–	–	–	680538-6	Plåtmutter	Speed nut			SEN UTF	1373

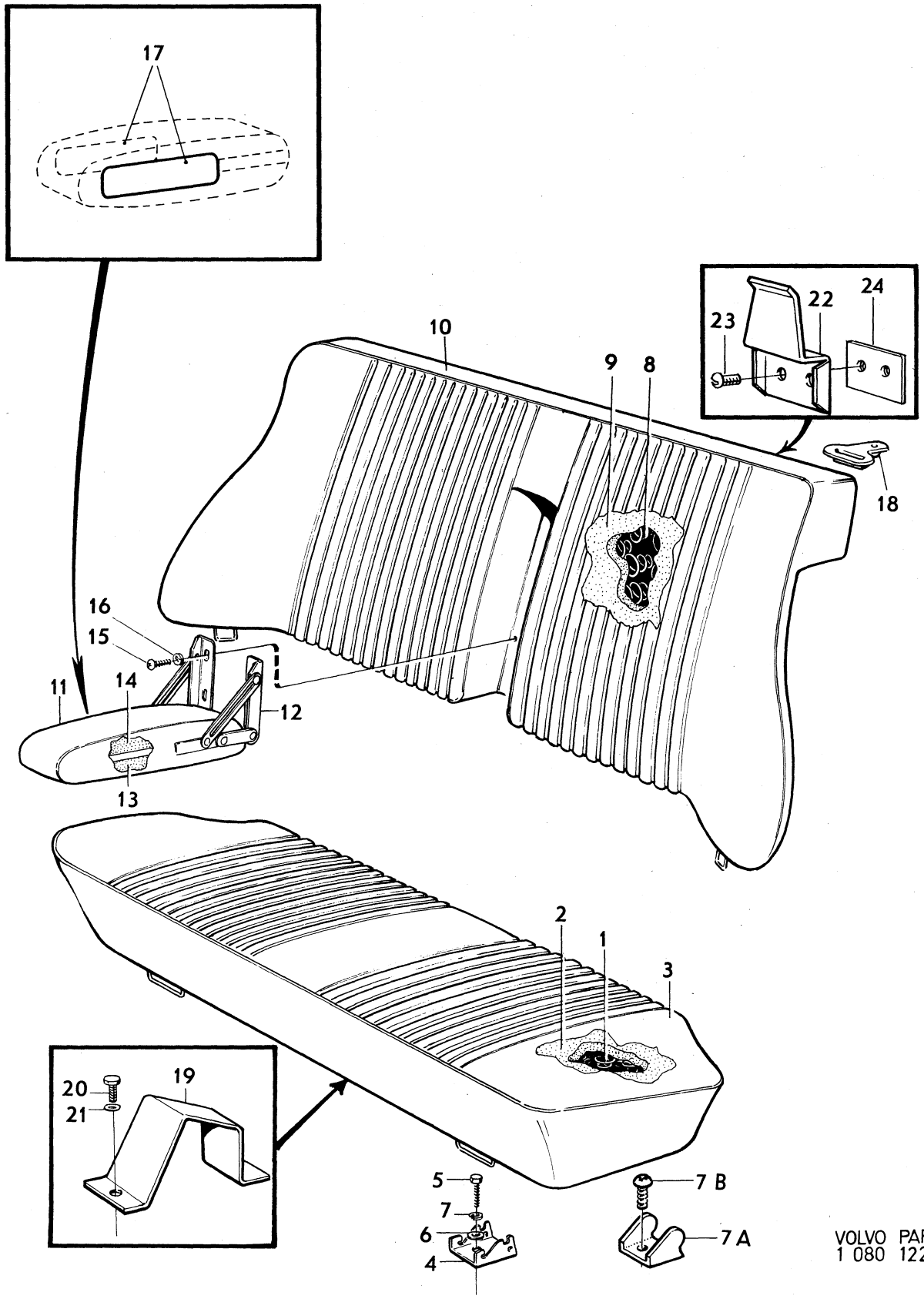

VOLVO PARTS
1 080 12292

Sida Page	Grupp Group	Baksäte 142, 144	Rear seat 142, 144	Illustration	4250
		alt 2 helgjutet	alt 2 form–moulded	12295	
354	8			1980–04	

	Pos. Fig.	Antal/Quantity				Artikel nr Part No	Benämning	Description	Sats Kit	BPSR	Anmärkning Notes	
	1	1	–	–	–	1204414-5	Stoppning	Upholstery				0020
	2	–	–	–	–		Klädsel	Cover			SE INNERKLÄDSEL	0040
											SEE UPHOLSTERY	0060
	3	2	–	–	–	687030-7	Fäste	Anchorage				0080
	4	2	–	–	–	942402-9	Skruv	Screw			(942624)	0100
	5	2	–	–	–	960141-0	Bricka	Washer				0120
	6	2	–	–	–	955949-3	Låsbricka	Lock washer				0140
	7	1	–	–	–	1204420-2	Stoppning	Upholstery			DE LUXE	0160
		1	–	–	–	1204417-8	Stoppning	Upholstery			BAS	0180
	8	–	–	–	–		Klädsel	Cover			SE INNERKLÄDSEL	0200
											SEE UPHOLSTERY	0220
x	9	1	–	–	–	1224417-4	Armstöd	Armrest		4	DE LUXE	0240
											(678313)	0260
	10	–	–	–	–		.Gångjärn	.Hinge				0280
	11	2	–	–	–	1204574-6	Skyddslist	Protector moulding		5		0300
	12	1	–	–	–	691627-4	Stoppning	Upholstery			DE LUXE	0320
	13	1	–	–	–	691649-8	Stoppning	Upholstery			DE LUXE	0340
	14	4	–	–	–	946501-4	Skruv	Screw			DE LUXE	0360
	15	2	–	–	–	1207626-1	Konsol	Bracket				0380
	16	4	–	–	–	955138-3	Skruv	Screw				0400
	17	2	–	–	–	680538-6	Mutter	Nut				0420

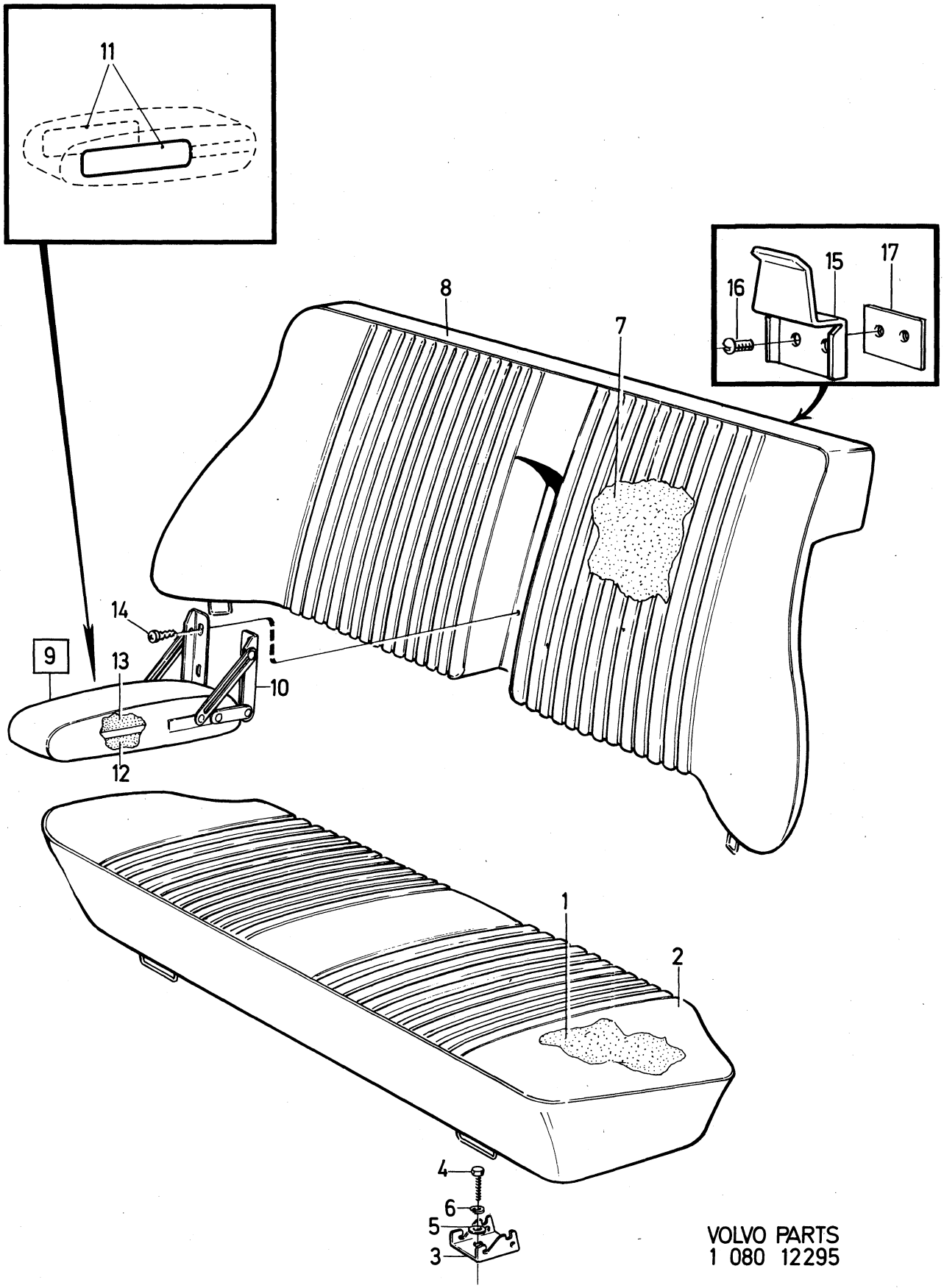

VOLVO PARTS
1 080 12295

Sida Page	Grupp Group	Baksäte	Rear seat	Illustration	4300
		145 HV CH –210049	145 HV CH –210049	12296	
356	8			1980–04	

Pos. Fig.	Antal/Quantity				Artikel nr Part No	Benämning	Description	Sats Kit	B P S R	Anmärkning Notes	
1	–	–	–	–		Dyna	Seat		8		0020
2	1	–	–	–	1204605-8	.Resårhus	.Housing				0040
3	1	–	–	–	674685-3	.Stoppning	.Upholstery			(685526)	0060
4	–	–	–	–		.Ram	.Frame		8		0120
5	2	–	–	–	677876-5	.Gångjärnshalva	.Hinge half				0140
6	6	–	–	–	950047-1	.Skruv	.Screw				0160
7	6	–	–	–	941906-0	.Fjädrande bricka	.Resilient washer				0180
8	2	–	–	–	677801-3	.Konsol	.Bracket				0200
9	4	–	–	–	950049-7	.Skruv	.Screw				0220
10	4	–	–	–	955893-3	.Bricka	.Washer				0240
11	4	–	–	–	941906-0	.Fjädrande bricka	.Resilient washer				[illegible]
12	2	–	–	–	672119-5	.Skyddsplåt	.Protector plate				0280
13	4	–	–	–	955161-5	.Skruv	.Screw				0300
14	2	–	–	–	679489-5	.Kåpa	.Casing				0320
15	2	–	–	–	677863-3	.Skyddsplåt	.Protector plate				0340
16	8	–	–	–	955174-8	.Skruv	.Screw			L 16	0360
	4	–	–	–	955176-3	.Skruv	.Screw			L 22	[illegible]
17	2	–	–	–	679873-0	.Gummibuffert	.Rubber cushion				0400
18	2	–	–	–	955141-7	.Skruv	.Screw				0420
18a	2	–	–	–	941907-8	.Fjädrande bricka	.Resilient washer				0440
19	2	–	–	–	955892-5	.Bricka	.Washer				0460
19a	1	–	–	–	697575-9	.Matta	.Mat		8	KOMB 876, 881	0480
	1	–	–	–	697576-7	.Matta	.Mat		8	KOMB 877, 882, 885	0500
	1	–	–	–	697577-5	.Matta	.Mat			KOMB 878, 883, 884,	0520
										891, 894	0540
20	–	–	–	–		Klädsel	Cover			SE INNERKLÄDSEL	0560
										SEE UPHOLSTERY	0580
21	1	–	–	–	677873-2	Gejd, V	Guide, L				0600
	1	–	–	–	677874-0	Gejd, H	Guide, R				0620
22	2	–	–	–	942624-8	Skruv	Screw				0640
23	2	–	–	–	955894-1	Bricka	Washer				0660
24	2	–	–	–	941907-8	Fjädrande bricka	Resilient washer				0680
25	2	–	–	–	942624-8	Skruv	Screw				0700
26	2	–	–	–	955893-3	Bricka	Washer				0720
26a	2	–	–	–	941907-8	Fjädrande bricka	Resilient washer				0740
26b	2	–	–	–	942330-2	Nitmutter	Rivet nut				0760
27	2	–	–	–	677877-3	Länkarm	Link arm				0780
28	1	–	–	–	677884-9	Hävarm	Lever				[illegible]
29	2	–	–	–	943099-2	Skruv	Screw				[illegible]
30	2	–	–	–	955825-5	Mutter	Nut				0840
31	2	–	–	–	955893-3	Bricka	Washer				0860
32	2	–	–	–	941906-0	Fjädrande bricka	Resilient washer				0880
33	2	–	–	–	943278-2	Skruv	Screw				0900
34	2	–	–	–	955825-5	Mutter	Nut				[illegible]
35	2	–	–	–	955893-3	Bricka	Washer				[illegible]
36	2	–	–	–	941906-0	Fjädrande bricka	Resilient washer				0960
37	2	–	–	–	940180-3	Skruv	Screw				0980
38	2	–	–	–	955825-5	Mutter	Nut				1000
39	2	–	–	–	955893-3	Bricka	Washer				1020
40	2	–	–	–	941906-0	Fjädrande bricka	Resilient washer				1040
41	2	–	–	–	679738-5	Skyddskåpa	Cap				1060
42	2	–	–	–	955126-8	Skruv	Screw				1080
43	1	–	–	–	677975-5	Rygg	Backrest		6	ERS AV 1 ST 1264246–8,	1100
										2 ST 1264603–0,	1120
										1 ST 1207903–4,	1140
										1 ST 1207904–2,	1160
										2 ST 1207850–7,	1180
										4 ST 1207905–9	1200
44	–	–	–	–		.Ryggplåt	.Backrest plating		8		1220
45	–	–	–	–		.Resårband	.Rubber band		8		1240
46	8	–	–	–	671114-7	.Hake	.Hook				1260
47	1	–	–	–	669214-9	.Gångjärnspinne	.Hinge pin				1280
48	1	–	–	–	951671-7	.Spårryttare	.Circlip				1300

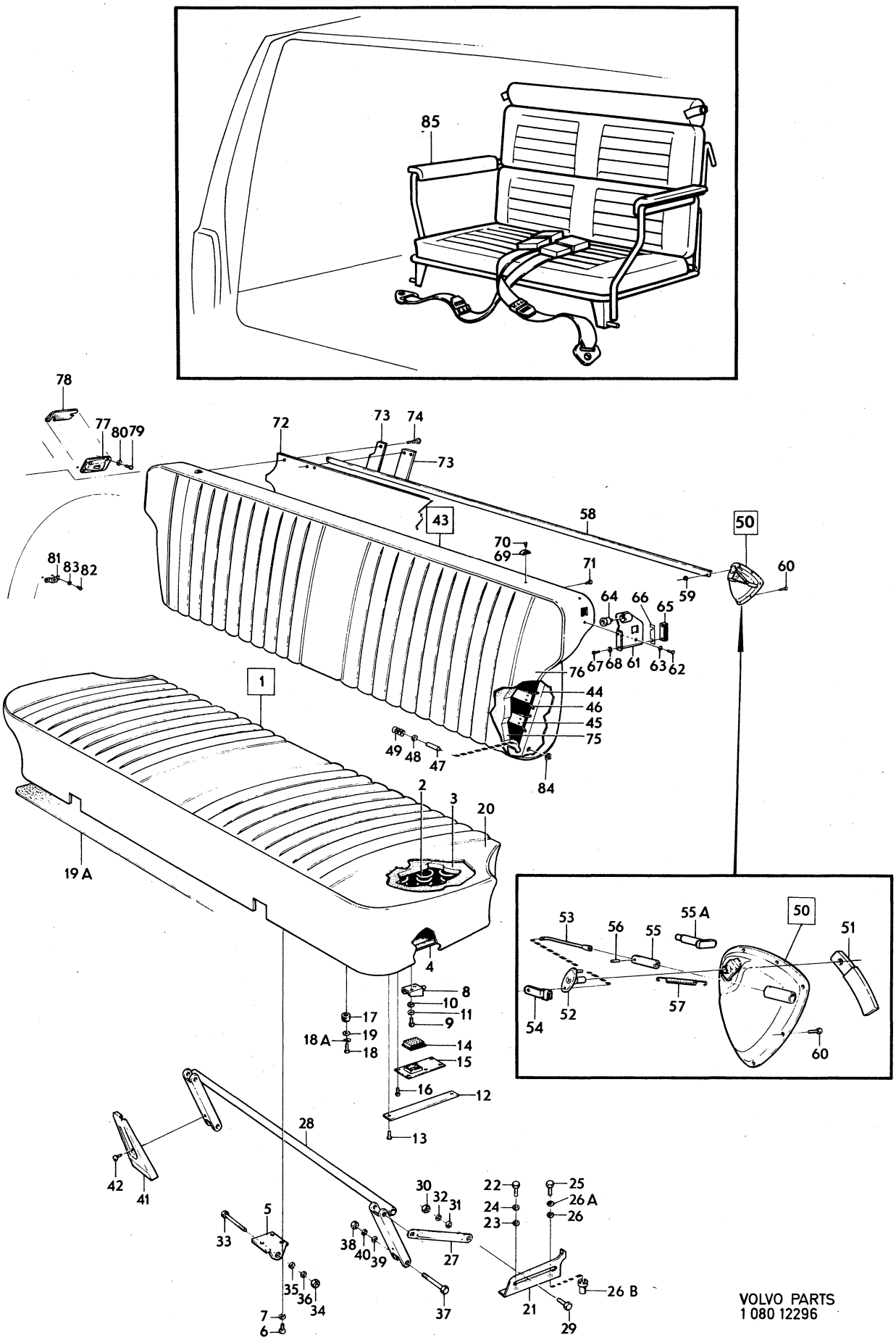

VOLVO PARTS
1 080 12296

Sida Page	Grupp Group	Baksäte	Rear seat	Illustration	4300
		145 HV CH –210049	145 HV CH –210049	12296	
358	8			1980–04	

Pos. Fig.	Antal/Quantity				Artikel nr Part No	Benämning	Description	Sats Kit	B P S R	Anmärkning Notes	
49	1	–	–	–	669169-5	.Fjäder	.Spring				1320
50	1	–	–	–	677994-6	.Kåpa, V, med kolv pos 55	.Casing, L, with piston fig. 55			TID UTF	1340 1360
	1	–	–	–	1204680-1	.Kåpa, V, med kolv pos 55a	.Casing, L, with piston fig. 55a			SEN UTF	1380 1400
	1	–	–	–	677995-3	.Kåpa, H, med kolv pos 55	.Casing, R, with piston fig. 55			TID UTF	1420 1440
	1	–	–	–	1204681-9	.Kåpa, H, med kolv pos 55a	.Casing, R, with piston fig. 55a			SEN UTF	1460 1480
51	–	–	–	–		..Handtag	..Handle		8		1500
52	–	–	–	–		..Låsvred	..Lock knob		8		20
53	2	–	–	–	678012-6	..Tryckstång	..Push rod				1540
54	2	–	–	–	677999-5	..Klammer	..Clamp				1560
55	2	–	–	–	678013-4	..Kolv	..Piston			TID UTF	1580
55a	2	–	–	–	1204671-0	..Kolv	..Piston			SEN UTF	1600
56	2	–	–	–	950500-9	..Pinne	..Pin				1620
57	2	–	–	–	678010-0	..Fjäder	..Spring				0
58	1	–	–	–	678009-2	.Länkarm	.Link arm				1660
59	2	–	–	–	191695-6	.Låsbricka	.Circlip				1680
60	14	–	–	–	955174-8	.Skruv	.Screw				1700
61	1	–	–	–	680056-9	.Låsbleck, V	.Striker plate, L				1720
	1	–	–	–	680057-7	.Låsbleck, H	.Striker plate, R				1740
62	4	–	–	–	950058-8	.Skruv	.Screw				1760
63	4	–	–	–	941907-8	.Fjädrande bricka	.Resilient washer				1780
64	2	–	–	–	677803-9	.Styrhylsa	.Guide sleeve				1800
65	2	–	–	–	678131-4	.Dämpare	.Damper				1820
66	ERF	–	–	–	684306-4	.Justermellanlägg	.Shim				1840
67	4	–	–	–	950020-8	.Skruv	.Screw				1860
68	4	–	–	–	941905-2	.Fjädrande bricka	.Resilient washer				1880
69	2	–	–	–	681315-8	.Glidsko	.Sliding block				1900
70	2	–	–	–	955176-3	.Skruv	.Screw				1920
71	1	–	–	–	666629-1	.Plugg	.Plug				1940
72	1	–	–	–	1211350-2	Golvplatta	Floor plate			HT (686897)	1960 1980
73	6	–	–	–	686901-0	Trälist	Wooden strip			HT	2000
74	32	–	–	–	955157-3	Skruv	Screw			HT	2020
75	1	–	–	–	685503-5	Stoppning	Upholstery			NT	2040
	1	–	–	–	674768-7	Stoppning	Upholstery		8		60
76	–	–	–	–		Klädsel	Cover			SE INNERKLÄDSEL SEE UPHOLSTERY	2080 2100
77	1	–	–	–	680052-8	Spärrhus, V	Catch housing, L				2120
	1	–	–	–	680053-6	Spärrhus, H	Catch housing, R				2140
78	1	–	–	–	686958-0	Mellanlägg	Spacer				2160
79	4	–	–	–	950058-8	Skruv	Screw			TID UTF. L 13.	30
	4	–	–	–	955524-4	Skruv	Screw			SEN UTF. L 19.	2200
80	4	–	–	–	941907-8	Fjädrande bricka	Resilient washer				2220
81	2	–	–	–	677799-9	Konsol	Bracket				2240
82	4	–	–	–	955522-8	Skruv	Screw				2260
83	4	–	–	–	955949-3	Låsbricka	Lock washer				2280
84	3	–	–	–	678197-5	Distansbricka	Spacer				2300
85	1	–	–	–	281442-4	Extra säte	Extra seat		8	VENV	2320

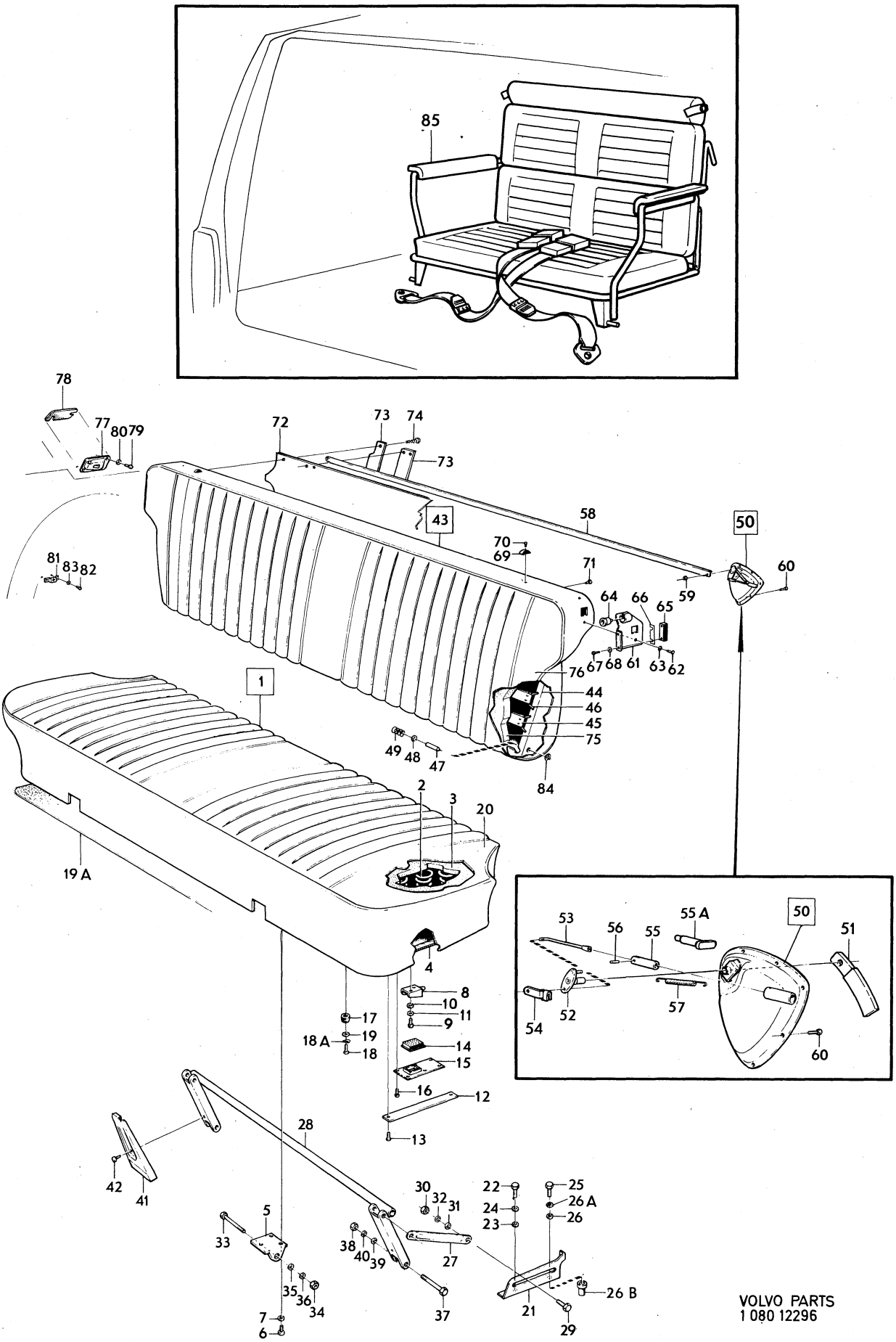

VOLVO PARTS
1 080 12296

Sida Page	Grupp Group	Baksäte	Rear seat	Illustration	4350
360	8	145 HV CH 210050–	145 HV CH 210050–	12297 1980–04	

Pos. Fig.	Antal/Quantity				Artikel nr Part No	Benämning	Description	Sats Kit	B P S R	Anmärkning Notes	
1	–	–	–	–		Dyna	Seat		8		0020
2	1	–	–	–	1207681-6	.Resårhus	.Housing				0040
3	1	–	–	–	674685-3	.Stoppning	.Upholstery				0060
4	–	–	–	–		.Ram	.Frame		8		0080
5	–	–	–	–		.Lås	.Catch		8		0100
6	2	–	–	–	1207690-7	..Gångjärnshalva	..Hinge half				0120
x 7	1	–	–	–	1224419-0	..Axel	..Axle		4	(1221126)	0140
8	2	–	–	–	1221125-6	..Fjäder	..Spring				0160
9	2	–	–	–	1207689-9	..Knopp	..Knob				0180
10	6	–	–	–	956096-2	.Skruv	.Screw				0200
11	6	–	–	–	941906-0	.Fjädrande bricka	.Resilient washer				[illegible]
12	2	–	–	–	677801-3	.Konsol	.Bracket				0240
13	4	–	–	–	956096-2	.Skruv	.Screw				0260
14	4	–	–	–	955893-3	.Bricka	.Washer				0280
15	ERF	–	–	–	699310-9	.Matta	.Mat			11) KOMB 240, 245	0300
	ERF	–	–	–	699311-7	.Matta	.Mat			11) KOMB 241, 246	0320
	ERF	–	–	–	699312-5	.Matta	.Mat			11) KOMB 243, 248 251, 253	[illegible]
16	–	–	–	–		Klädsel	Cover			SE INNERKLÄDSEL SEE UPHOLSTERY	0380 0400
17	2	–	–	–	1210484-0	Pinne	Pin				0420
18	2	–	–	–	945718-5	.Låsbricka	.Lock washer				0440
19	1	–	–	–	1207858-0	Rygg	Backrest				0460
20	–	–	–	–		.Ryggplåt	.Backrest plating		8		0480
21	–	–	–	–		.Resårband	.Rubber band		8		0500
22	8	–	–	–	671114-7	.Hake	.Hook				0520
23	1	–	–	–	669214-9	.Gångjärnspinne	.Hinge pin				0540
24	1	–	–	–	951671-7	.Spårryttare	.Circlip				0560
25	1	–	–	–	669169-5	.Fjäder	.Spring				0580
26	1	–	–	–	1207765-7	.Kåpa med handtag, V	.Casing with handle, L				0600
	1	–	–	–	1207766-5	.Kåpa med handtag, H	.Casing with handle, R				0620
27	12	–	–	–	955174-8	.Skruv	.Screw				0640
28	1	–	–	–	678009-2	.Länkarm	.Link arm				0660
29	2	–	–	–	191695-6	.Låsbricka	.Lock washer				0680
30	1	–	–	–	1207881-2	.Lås, V	.Lock, L				0700
	1	–	–	–	1207882-0	.Lås, H	.Lock, R				0720
31	2	–	–	–	956203-4	.Skruv	.Screw			L 12	0740
	4	–	–	–	947190-5	.Skruv	.Screw			L 16	[illegible]
32	2	–	–	–	1207814-3	.Stång	.Rod				[illegible]
33	4	–	–	–	1207886-1	.Clips	.Clip				0800
34	2	–	–	–	1207876-2	.Konsol	.Bracket				0820
35	2	–	–	–	956113-5	.Skruv	.Screw				0840
36	2	–	–	–	941907-8	.Fjädrande bricka	.Resilient washer				0860
37	2	–	–	–	1207877-0	.Hylsa	.Case				[illegible]
38	1	–	–	–	1207870-5	.Täckplåt, V	.Cover plate, L				[illegible]
	1	–	–	–	1207871-3	.Täckplåt, H	.Cover plate, R				0920
39	2	–	–	–	681315-8	.Glidsko	.Sliding block				0940
40	2	–	–	–	955176-3	.Skruv	.Screw				0960
41	1	–	–	–	666629-1	.Plugg	.Plug				0980
42	1	–	–	–	1211350-2	Golvplatta	Floor plate			VARU HV	1000
43	6	–	–	–	686901-0	Trälist	Wooden strip			VARU HV	1020
44	30	–	–	–	955157-3	Skruv	Screw			VARU HV	1040
45	1	–	–	–	1207952-1	Stoppning	Upholstery				1060
46	–	–	–	–		Klädsel	Cover			SE INNERKLÄDSEL SEE UPHOLSTERY	1080 1100
47	1	–	–	–	1207903-4	Låskil, V	Lock wedge, L				1120
	1	–	–	–	1207904-2	Låskil, H	Lock wedge, R				1140
48	2	–	–	–	1207938-0	.Dämpare	.Damper				1160

11. Enhet längdmeter. Metervarans bredd = 90 cm. Unit, linear metres. Width of material = 90 cm. Unité, en mètre, Au mètre de largeur 90 cm. Einhet, laufendes Meter. Breite der Meterware = 90 cm. Unidad, en metros. Por metro, ancho 90 cm.

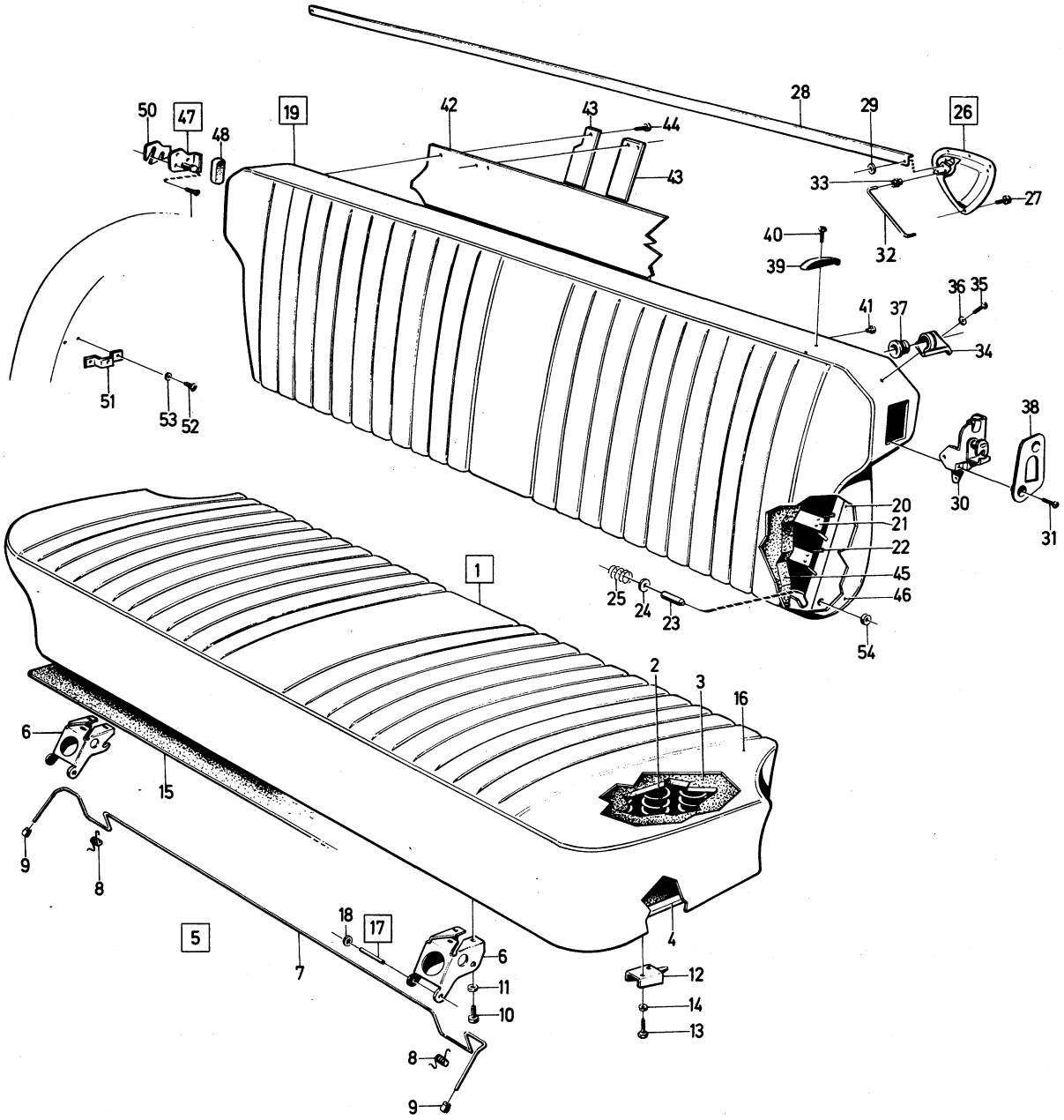

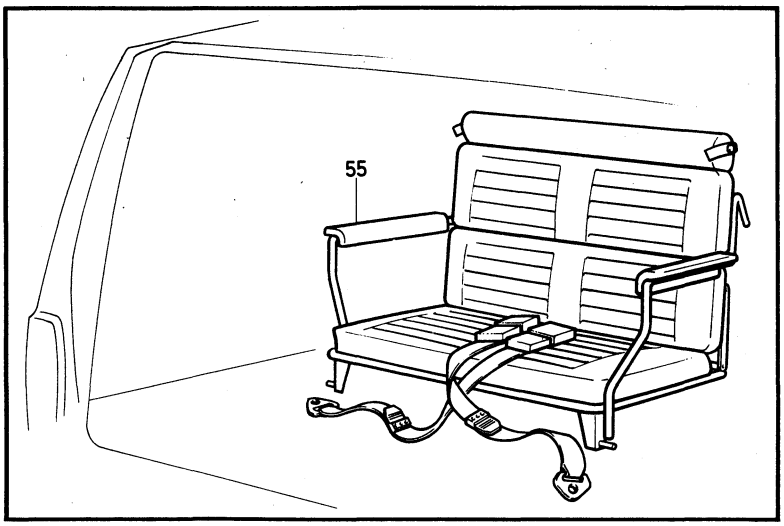

VOLVO PARTS
1 080 12297

Sida Page	Grupp Group	Baksäte	Rear seat	Illustration	4350
362	8	145 HV CH 210050–	145 HV CH 210050–	12297 1980–04	

	Pos. Fig.	Antal/Quantity				Artikel nr Part No	Benämning	Description	Sats Kit	B P S R	Anmärkning Notes	
	49	6	–	–	–	956207-5	Skruv	Screw				1180
	50	4	–	–	–	1207905-9	Mellanlägg	Spacer				1200
	51	2	–	–	–	677799-9	Konsol	Bracket				1220
	52	4	–	–	–	955522-8	Skruv	Screw				1240
	53	4	–	–	–	955949-3	Låsbricka	Lock washer				1260
	54	4	–	–	–	678197-5	Distansbricka	Spacer				1280
x	55	1	–	–	–	283825-8	Extra säte	Extra seat		6	VENV (283307)	1300 1320

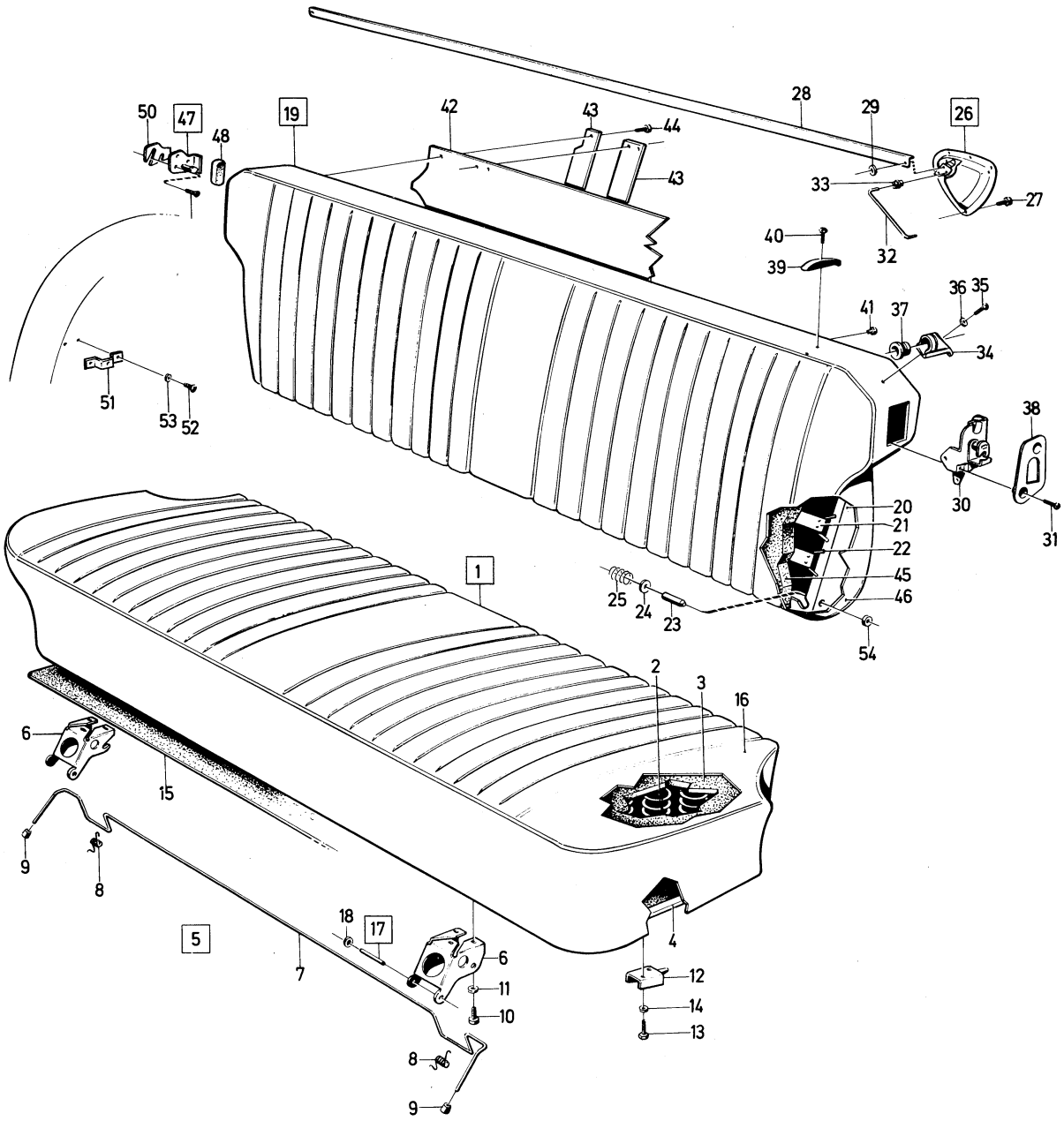

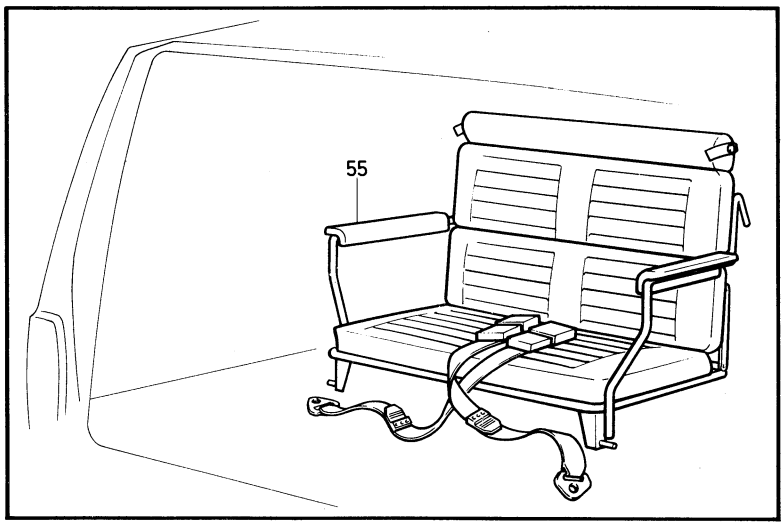

VOLVO PARTS
1 080 12297

Sida Page	Grupp Group	Tätningspluggar	Seal plugs	Illustration	4400
364	8			12299 1980–04	

Pos. Fig.	Antal/Quantity				Artikel nr Part No	Benämning	Description	Sats Kit	B P S R	Anmärkning Notes	
1	ERF	–	–	–	676301-5	Tätningsbricka	Seal washer				1010
2	ERF	–	–	–	676453-4	Tätningsplugg	Seal plug				1020
3	ERF	–	–	–	677233-9	Tätningsplugg	Seal plug				1030
4	ERF	–	–	–	676452-6	Tätningsplugg	Seal plug				1040
5	ERF	–	–	–	662054-6	Tätningsplugg	Seal plug				1050
6	ERF	–	–	–	682621-8	Tätningsplugg	Seal plug				1060
7	ERF	–	–	–	680036-1	Tätningsplugg	Seal plug			A 27, B 19	1070
	ERF	–	–	–	94081-7	Tätningsplugg	Seal plug			A 30, B 24	1080
	ERF	–	–	–	90416-9	Tätningsplugg	Seal plug			A 38, B 32	1090
	ERF	–	–	–	680035-3	Tätningsplugg	Seal plug			A 44, B 36	1100
	ERF	–	–	–	87992-4	Tätningsplugg	Seal plug			A 53, B 33	1110
	ERF	–	–	–	1213470-6	Tätningsplugg	Seal plug			A 56, B 50	[illegible]
8	ERF	–	–	–	1203372-6	Tätningsplugg	Seal plug			A 7, B 5	1125
	ERF	–	–	–	684495-5	Tätningsplugg	Seal plug			A 14, B 8	1130
	ERF	–	–	–	1211785-9	Tätningsplugg	Seal plug			A 22, B 14	1131
	ERF	–	–	–	346509-3	Tätningsplugg	Seal plug			A 22, B 16,5	1132
	ERF	–	–	–	677232-1	Tätningsplugg	Seal plug			A 16, B 12	1140
9	ERF	–	–	–	682955-0	Tätningsplugg	Seal plug			ERS AV 1211785–9	[illegible]
10	ERF	–	–	–	683946-8	Tätningsplugg	Seal plug			A 16, B 10	1160
	ERF	–	–	–	659808-0	Tätningsplugg	Seal plug			A 20, B 8	1170
	ERF	–	–	–	656921-4	Tätningsplugg	Seal plug			A 22, B 12	1180
	ERF	–	–	–	659918-7	Tätningsplugg	Seal plug				1190
11	ERF	–	–	–	941267-7	Tätningsplugg	Seal plug			A 22, B 16	1200
	ERF	–	–	–	941268-5	Tätningsplugg	Seal plug			A 26, B 20	1201
	ERF	–	–	–	941269-3	Tätningsplugg	Seal plug			A 33, B 25	1202
12	ERF	–	–	–	685851-8	Tätningsplugg	Seal plug		2	A 6,5	1210
	ERF	–	–	–	677337-8	Tätningsplugg	Seal plug			A 8	1215
13	ERF	–	–	–	1213742-8	Tätningsplugg	Seal plug				1220
14	ERF	–	–	–	1213371-6	Tätningsplugg	Seal plug				1230
15	ERF	–	–	–	686354-2	Tätningsplugg	Seal plug			A 42, B 30	1231
	ERF	–	–	–	686353-4	Tätningsplugg	Seal plug			A 50, B 38	1232

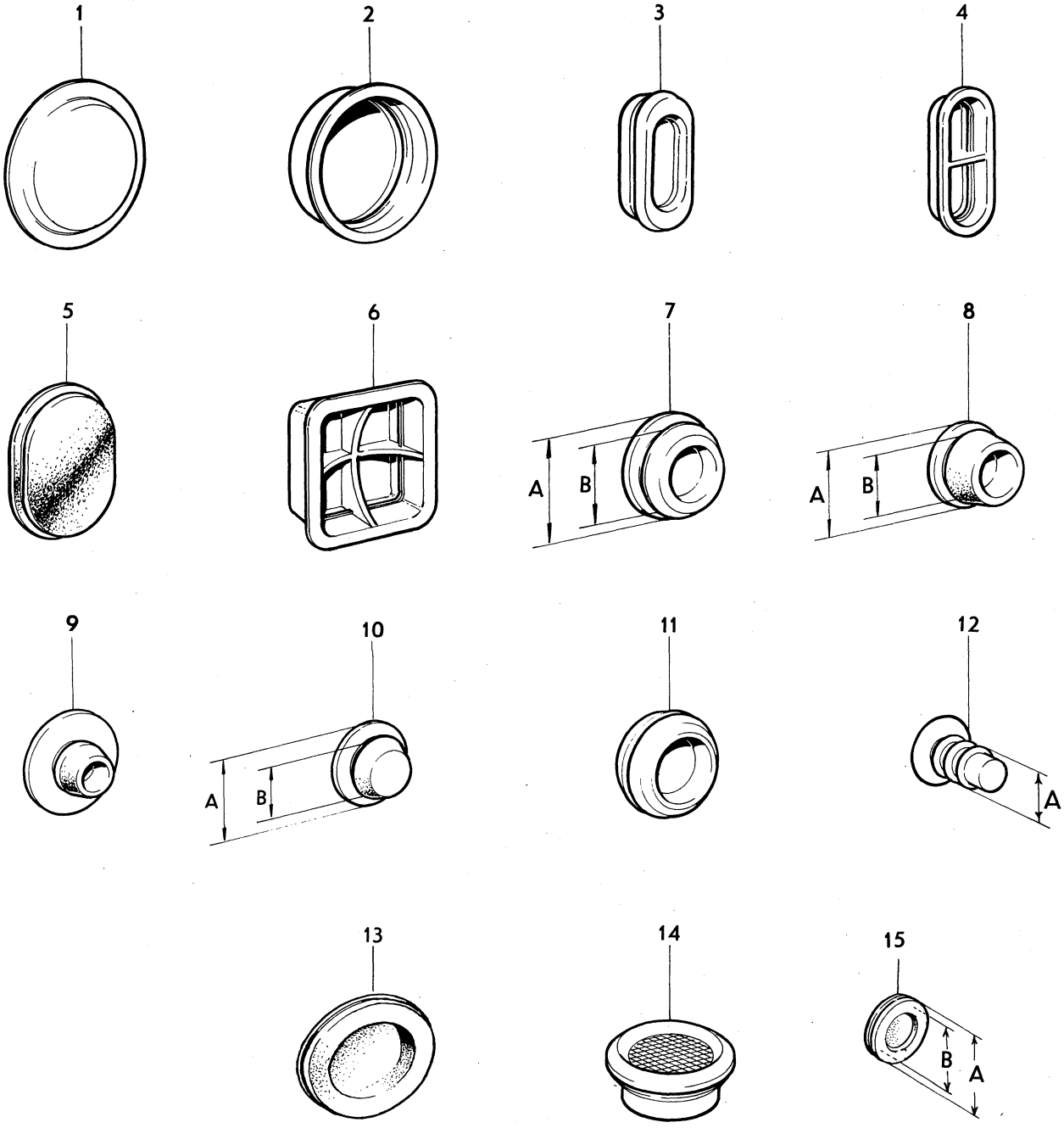

VOLVO PARTS
1 080 12299

Sida Page	Grupp Group	Färg	Enamel	Illustration	4450
366	8	färgkod 42, 46, 96, 105	colour codes 42, 46, 96, 105	8416 1980–04	

	Pos. Fig.	Antal/Quantity 42	46	96	105	Artikel nr Part No	Benämning	Description	Sats Kit	B P S R	Anmärkning Notes	
	1	–	–	–	–		Färg, lufttorkande, 1 kg	Enamel, air drying, 1 kg				1010
		1	–	–	–	279256-2	.Californiavit	.Ivory			CODE 42	1020
		1	–	–	–	283388-7	.Californiavit	.Ivory			CODE 42–2	1025
		–	1	–	–	279266-1	.Röd	.Red				1030
		–	–	1	–	281067-9	.Mörkblå	.Dark blue				1040
		–	–	–	–		Färg, ugnstorkande vid	Enamel, 80 degrees				1050
							80 grader, 1 kg	stoving, 1 kg				1060
		1	–	–	–	279254-7	.Californiavit	.Ivory		8	CODE 52	1070
		1	–	–	–	283389-5	.Californiavit	.Ivory		8	CODE 42–2	1075
		–	1	–	–	279264-6	.Röd	.Red		8		1080
		–	–	1	–	281068-7	.Mörkblå	.Dark blue				1090
		–	–	–	–		Färg, grundmetallic	Enamel, primer				1
		–	–	–	1	282286-4	.Guld–metallic, 1 kg	.Gold metallic, 1 kg			CODE 105	1110
		–	–	–	1	282852-3	.Guld–metallic, 1 kg	.Gold metallic, 1 kg			CODE 105–2	1120
		–	–	–	1	282192-4	.Förtunning, 0,5 kg	.Thinner, 0.5 kg				1130
		–	–	–	–		Klarlack,	Unpigmented enamel,				1140
							lufttorkande	air drying				1150
x		–	–	–	1	1277029-3	.Klarlack, 1 L	.Unipigment		2	(282195)	1
								enalment, 1 L				1165
x		–	–	–	1	1277030-1	.Förtunning, 0,5 L	.Thinner, 0,5 L		2	(282197)	1170
		–	–	–	1	282196-5	.Härdare, 0,5 kg	.Hardener, 0.5 kg				1180
		–	–	–	–		Klarlack, ugnstorkande	Unpigmented enamel,				1190
							vid 80 grader	80 degrees stoving				1200
x		–	–	–	1	1277029-3	.Klarlack, 1 L	.Unpigmented		2	(282193)	1210
								enamel 1 L				1215
		–	–	–	1	277299-4	.Förtunning, 5 kg	.Thinner, 5 kg				1220
x		–	–	–	1	1277011-1	.Katalysator, 5 cl	.Catalyst, 5 cl		2	(282194)	1230
	2	–	–	–	–		Färg,	Enamel,				1240
							lufttorkande, 0,1 kg	air drying, 0.1 kg				1250
		1	–	–	–	279255-4	.Californiavit	.Ivory			CODE 42	1260
		1	–	–	–	283390-3	.Californiavit	.Ivory			CODE 42–2	1265
		–	1	–	–	279265-3	.Röd	.Red				1270
		–	–	1	–	281066-1	.Mörkblå	.Dark blue				1280
	3	–	–	–	–		Färgpenna	Touch–up pen				1290
x		1	–	–	–	283478-6	.Californiavit	.Ivory		6	(277024)	1310
x		–	1	–	–	283479-4	.Röd	.Red		6	(277025)	1320
x		–	–	1	–	283490-1	.Mörkblå	.Dark blue		6	(281069)	1330
x		–	–	–	1	283499-2	.Guld–metallic	.Gold metallic		6	(282289)	1340
	4	–	–	–	–		Färg, sprayförpackning,	Enamel, spray can,				1
							lufttorkande, 0,37 kg	air drying, 0.37 kg				1360
		1	–	–	–	277927-0	.Californiavit	.Ivory				1370
		–	1	–	–	277928-8	.Röd	.Red				1380
		–	–	1	–	281071-1	.Mörkblå	.Dark blue				1390
		–	–	–	1	282287-2	.Guld–metallic	.Gold metallic				1400
	5	–	–	–	–		Färg, sprayförpackning,	Enamel, spray can				1
							lufttorkande, 0,13 kg	air drying, 0.13 kg				1420
		1	–	–	–	277502-1	.Californiavit	.Ivory				1430
		–	1	–	–	277503-9	.Röd	.Red				1440
		–	–	1	–	281070-3	.Mörkblå	.Dark blue				1450
		–	–	–	1	282288-0	.Guld–metallic	.Gold metallic				1460



1



2



3



4



5

VOLVO
KA 8416

Sida Page	Grupp Group	Färg	Enamel	Illustration	4500
368	8	färgkod 107, 108, 109, 110	colour codes 107, 108, 109, 110	8416 1980–04	

	Pos. Fig.	Antal/Quantity 107	108	109	110	Artikel nr Part No	Benämning	Description	Sats Kit	B P S R	Anmärkning Notes	
	1	–	–	–	–		Färg, lufttorkande, 1 kg	Enamel, air drying, 1 kg				1010
		1	–	–	–	282476-1	.Solgul	.Sun yellow				1020
		–	1	–	–	282482-9	.Safirblå	.Saphire blue				1030
		–	–	1	–	282488-6	.Oceangrön	.Ocean green				1040
		–	–	–	1	282494-4	.Cypressgrön	.Cypress green				1050
		–	–	–	–		Färg ugnstorkande vid	Enamel, 80 degrees				1060
							80 grader, 1 kg	stoving, 1 kg				1070
		1	–	–	–	282478-7	.Solgul	.Sun yellow		8		1080
		–	1	–	–	282484-5	.Safirblå	.Saphire blue		8		1090
		–	–	1	–	282490-2	.Oceangrön	.Ocean green		8		1100
		–	–	–	1	282496-9	.Cypressgrön	.Cypress green		8		1[illegible]
	2	–	–	–	–		Färg	Enamel				1[illegible]
							lufttorkande 0,1 kg	air drying 0.1 kg				1130
		1	–	–	–	282477-9	.Solgul	.Sun yellow				1140
		–	1	–	–	282483-7	.Safirblå	.Saphire blue				1150
		–	–	1	–	282489-4	.Oceangrön	.Ocean green				1160
		–	–	–	1	282495-1	.Cypressgrön	.Cypress green				1170
	3	–	–	–	–		Färgpenna	Touch–up pen				1[illegible]
x		1	–	–	–	283500-7	.Solgul	.Sun yellow		6	(282481)	1190
x		–	1	–	–	283501-5	.Safirblå	.Saphire blue		6	(282487)	1200
x		–	–	1	–	283502-3	.Oceangrön	.Ocean green		6	(282493)	1210
x		–	–	–	1	283503-1	.Cypresgrön	.Cypress green		6	(282499)	1220
	4	–	–	–	–		Färg, sprayförpackning, ..	Enamel, spray can				1230
							lufttorkande 0,37 kg	air drying 0.37 kg				1240
		1	–	–	–	282479-5	.Solgul	.Sun yellow				1250
		–	1	–	–	282485-2	.Safirblå	.Saphire blue				1260
		–	–	1	–	282491-0	.Oceangrön	.Ocean green				1270
		–	–	–	1	282497-7	.Cypressgrön	.Cypress green				1280
	5	–	–	–	–		Färg, sprayförpackning, ..	Enamel, spray can, ...				1290
							lufttorkande, 0,13 kg	air drying, 0.13 kg				1300
		1	–	–	–	282480-3	.Solgul	.Sun yellow				1310
		–	1	–	–	282486-0	.Safirblå	.Saphire blue				1320
		–	–	1	–	282492-8	.Oceangrön	.Ocean green				1330
		–	–	–	1	282498-5	.Cypressgrön	.Cypress green				1340



1



2

3



4



5

VOLVO
KA 8416

Sida Page	Grupp Group	Färg,	Enamel	Illustration	4550
370	8	färgkod 111, 113, 114, 115	colour codes 111, 113, 114, 115	8416 1980–04	

	Pos. Fig.	Antal/Quantity 111	113	114	115	Artikel nr Part No	Benämning	Description	Sats Kit	B P S R	Anmärkning Notes	
	1	–	–	–	–		Färg grundmetallic	Enamel primer				1010
		1	–	–	–	282853-1	.Ljusblå, 1l	.Light blue, 1l			CODE 111	1020
											(282853)	1025
		1	–	–	–	282853-1	.Ljusblå, 1 L	.Light blue, 1 L			CODE 111–2, 111–4	1030
		–	–	–	1	282897-8	.Grönblå, 1 L	.See green, 1 L				1040
		1	–	–	1	282854-9	.Förtunning, 1 L	.Thinner, 1 L				1050
		–	–	–	–		Klarlack,	Unpigmented enamel,				1060
							lufttorkande	air drying				1070
x		1	–	–	–	1277029-3	.Klarlack, 1l	.Unpigmented	2		(282195)	1080
								enamel, 1l				1085
x		1	–	–	–	1277030-1	.Förtunning, 1l	.Thinner, 1l	2		(282859)	1090
		1	–	–	1	282196-5	.Härdare, 0,25 L	.Hardener, 0,25 L				11[illegible]
		–	–	–	–		Klarlack, ugnstorkande	Unpigmented enamel,				11[illegible]
							vid 80 grader	80 degrees stoving				1120
		1	–	–	1	282855-6	.Klarlack, 1 L	.Unpigmented enamel, 1 L.				1130
		1	–	–	1	279065-7	.Förtunning, 5 L	.Thinner, 5 L				1140
		1	–	–	1	282856-4	.Katalysator, 5 cl	.Catalyst, 5 cl				1150
		–	–	–	–		Färg, lufttorkande, 1 L	Enamel, air drying, 1 L				11[illegible]
		–	1	–	–	282885-3	.Orange	.Orange	5		CODE 113–1	11[illegible]
		–	1	–	–	283250-9	.Orange	.Orange			CODE 113–2	1171
		–	–	1	–	282891-1	.Mörkblå	.Dark blue				1180
		–	–	–	–		Färg, ugnstorkande vid	Enamel, 80 degrees				1190
							80 grader, 1 kg	stoving, 1 kg				1200
		–	1	–	–	282886-1	.Orange	.Orange	8		CODE 113–1	1210
		–	1	–	–	283251-7	.Orange	.Orange	8		CODE 113–2	1211
		–	–	1	–	282892-9	.Mörkblå	.Dark blue	8			1220
	2	–	–	–	–		Färg,	Enamel,				1230
							lufttorkande, 0,1 kg	air drying, 0.1 kg				1240
		–	1	–	–	282890-3	.Orange	.Orange			CODE 113–1	1250
		–	1	–	–	283252-5	.Orange	.Orange			CODE 113–2	1251
		–	–	1	–	282896-0	.Mörkblå	.Dark blue				1260
	3	–	–	–	–		Färgpenna	Touch–up pen				1270
x		1	–	–	–	283504-9	.Ljusblå	.Light blue	6		(282475)	1280
x		–	1	–	–	283505-6	.Orange	.Orange	6		(282889)	1290
x		–	–	1	–	283490-1	.Mörkblå	.Dark blue	6		(282895)	1300
x		–	–	–	1	282506-5	.Grönblå	.See green	6		(282900)	1310
	4	–	–	–	–		Färg, sprayförpackning	Enamel, spray can				1320
							lufttorkande, 0,37 kg	air drying, 0.37 kg				1330
		1	–	–	–	282473-8	.Ljusblå metallic	.Light blue metallic				13[illegible]
		–	1	–	–	282888-7	.Orange	.Orange				13[illegible]
		–	–	1	–	282894-5	.Mörkblå	.Dark blue	6			1360
		–	–	–	1	282899-4	.Grönblå	.See green				1370
	5	–	–	–	–		Färg, sprayförpackning,	Enamel, spray can,				1380
							lufttorkande, 0,13 kg	air drying, 0.13 kg				1390
		1	–	–	–	282474-6	.Ljusblå metallic	.Light blue metallic				14[illegible]
		–	1	–	–	282887-9	.Orange	.Orange				14[illegible]
		–	–	1	–	282893-7	.Mörkblå	.Dark blue	6			1420
		–	–	–	1	282898-6	.Grönblå	.See green				1430



1



2

3



4

5

VOLVO
KA 8416

Sida Page	Grupp Group	Färg	Enamel	Illustration	4600
372	8	färgkod 116–1, 117–1	colour codes 116–1, 117–1	8416 1980–04	

	Pos. Fig.	Antal/Quantity 116 –1	117 –1			Artikel nr Part No	Benämning	Description	Sats Kit	B P S R	Anmärkning Notes	
	1	–	–	–	–		Färg, lufttorkande, 1 L	Enamel, air drying, 1 L				1010
		1	–	–	–	283310-1	.Gul	.Yellow				1020
		–	1	–	–	283316-8	.Röd	.Red				1030
		–	–	–	–		Färg, ugnstorkande vid 80 grader, 1 L	Enamel, 80 degrees stouing, 1 L				1040 1050
		1	–	–	–	283311-9	.Gul	.Yellow		8		1060
		–	1	–	–	283317-6	.Röd	.Red		8		1070
	2	–	–	–	–		Färg, lufttorkande, 0,1 kg	Enamel, air drying, 0.1 kg				1080 1090
		1	–	–	–	283315-0	.Gul	.Yellow				1100
		–	1	–	–	283321-8	.Röd	.Red				1110
	3	–	–	–	–		Färgpenna	Touch–up pen				
x		1	–	–	–	283507-2	.Gul	.Yellow		6	(283314)	1130
x		–	1	–	–	283508-0	.Röd	.Red		6	(283320)	1140
	4	–	–	–	–		Färg, sprayförpackning, lufttorkande 0,37 kg	Enamel, spray can, air drying, 0.37 kg				1150 1160
		1	–	–	–	283313-5	.Gul	.Yellow				1170
		–	1	–	–	283319-2	.Röd	.Red				1
	5	–	–	–	–		Färg, sprayförpackning, lufttorkande 0,13 kg	Enamel, spray can, air drying, 0.13 kg				1190 1200
		1	–	–	–	283312-7	.Gul	.Yellow				1210
		–	1	–	–	283318-4	.Röd	.Red				1220



1



2

3



4



5

VOLVO
KA 8416

0001

	Innehållsförteckning / Index / Table des matières	Inhaltsverzeichnis / Indice	Grupp / Group	Sida / Page
1980–04			9	1

0020
0040 ÖVRIG UTRUSTNING — Sida — Koord.

0060
0080 Övrig utrustning 2 4-A03

0100
0120
0140
0160
0180 MISCELLANEOUS EQUIPMENT — Page — Grid

0200
0220 Miscellaneous equipment 2 4-A03

0240
0260
0280
0300
0320 EQUIPEMENTS DIVERS — Page — Grid

034
0360 Autres équipments 2 4-A03

0380
0400
0420
0440
0460 ÜBRIGE AUSRÜSTUNG — Seite — Grid

0480
0500 Übrige Ausrüstung 2 4-A03

0520
0540
0560
0580
0600 EQUIPO DIVERSO — Página — Grid

0620
0640 Equipo diverso 2 4-A03

Sida Page	Grupp Group	Övrig utrustning	Miscellaneous equipment	Illustration	0025
2	9			26833 1980–04	

Pos. Fig.	Antal/Quantity				Artikel nr Part No	Benämning	Description	Sats Kit	B P S R	Anmärkning Notes	
1	–	–	–	–		Värmeanläggning, UCOMBU	Heater unit, UCOMBU			SE SIDA 4, 4-A05	0020 0040
	–	–	–	–		Värmeanläggning, MCOMBU	Heater unit, MCOMBU			SE SIDA 8, 4-A09	0060 0080
2	–	–	–	–		Luftutsläpp	Air outlet			SE SIDA 36, 4-B13	0100
3	–	–	–	–		Verktyg	Tools			SE SIDA 38, 4-B15	0120
4	–	–	–	–		Bilbälte, framsäte, SBUR	Seat belt, front seat, SBUR			SE SIDA 44, 4-B21	0140 0160
	–	–	–	–		Bilbälte, framsäte, SBMR	Seat belt, front seat, SBMR			SE SIDA 40, 4-B17	0180 0200
5	–	–	–	–		Bilbälte, baksäte	Seat belt, rear seat			SE SIDA 46, 4-B23	0[illegible]
6	–	–	–	–		Luftkonditionering	Air conditionering			SE SIDA 28, 4-B05	0[illegible]

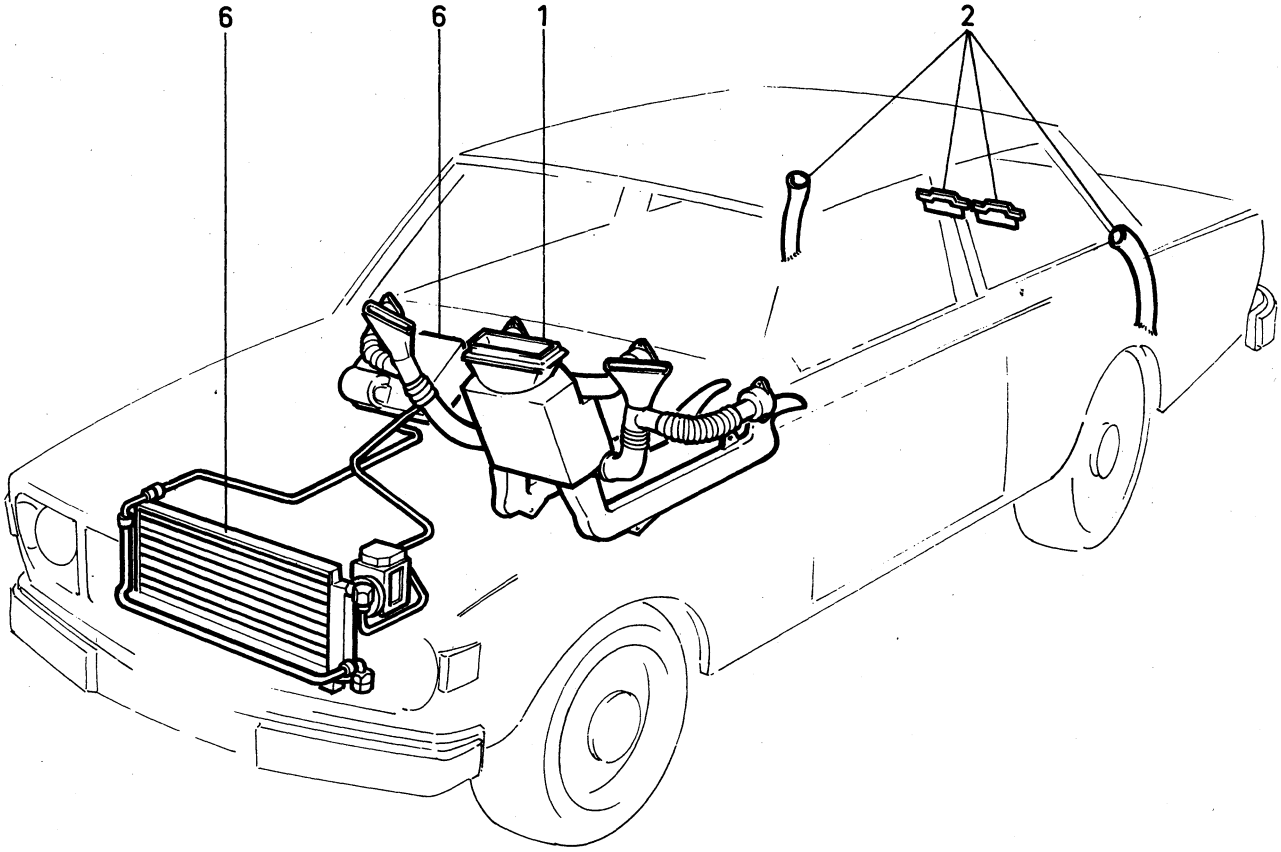

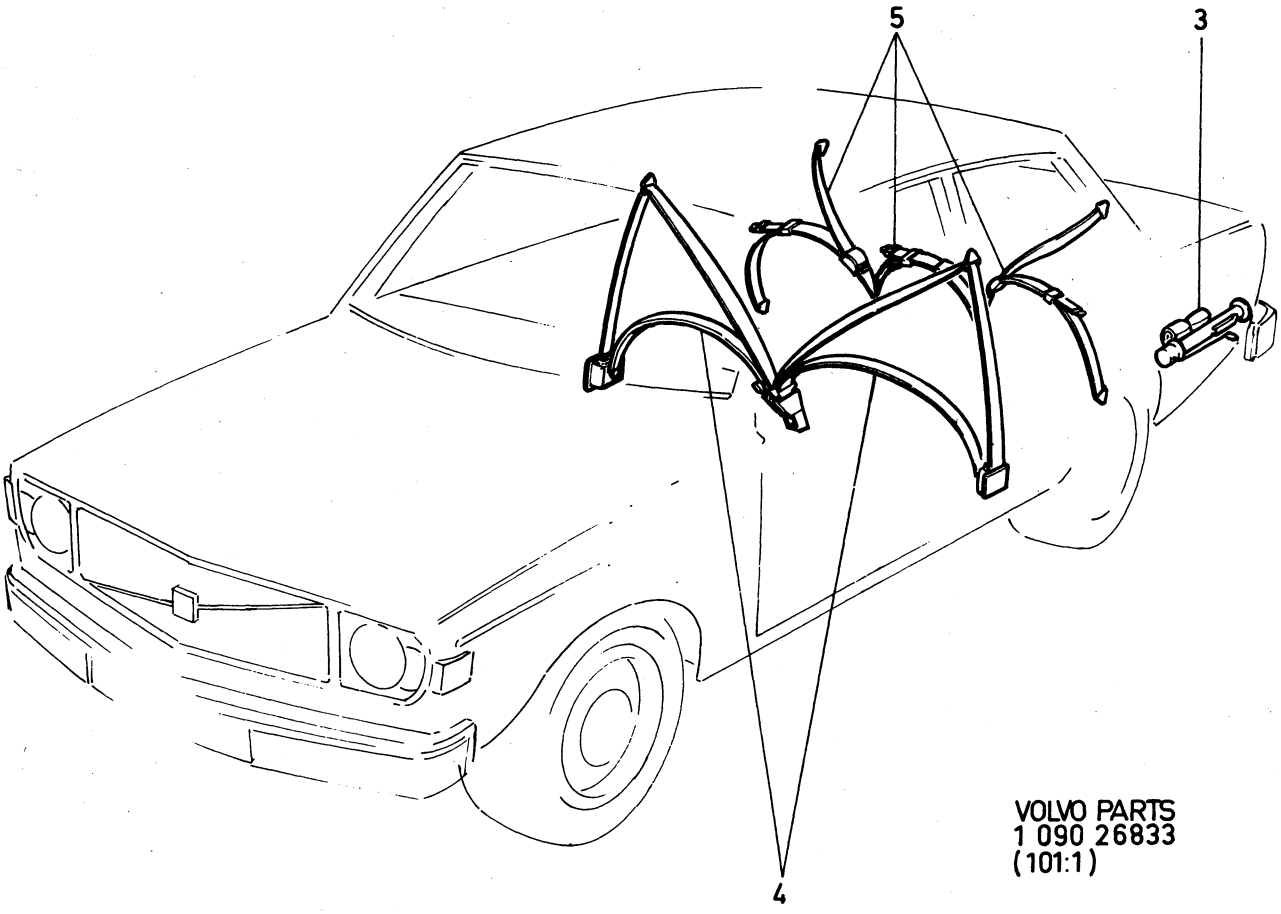

VOLVO PARTS
1 090 26833
(101:1)

Sida Page	Grupp Group	Värmeanläggning	Heater unit	Illustration	0050
		UCOMBU	UCOMBU	13542	
4	9			1980–04	

	Pos. Fig.	Antal/Quantity				Artikel nr Part No	Benämning	Description	Sats Kit	B P S R	Anmärkning Notes	
	1	1	–	–	–		Värmeelement	Heater		8		1010
		–	–	–	–		.Det se sida 14, 4-A15	.Comps page 14, 4-A15				1020
	2	4	–	–	–	955513-7	Skruv	Screw				1030
x	3	1	–	–	–	1215372-2	Konsol, V	Bracket, L		5	(1214048)	1040
		1	–	–	–	1214049-7	Konsol, H	Bracket, R				1050
	4	2	–	–	–	955512-9	Skruv	Screw				1060
	5	2	–	–	–	943629-6	Skruv	Screw				1070
	6	1	–	–	–	685368-3	Värmereglage	Heater control			ERS AV 1 ST 1234348–9,	1080
											1 ST 1211706–5	1081
		–	–	–	–		.Det se sida 24, 4-B01	.Comps page 24, 4-B01				1090
	7	4	–	–	–	955144-1	Skruv	Screw				1100
	8	4	–	–	–	1211600-0	Mutter	Nut				1[illegible]
	9	1	–	–	–	685367-5	Dräneringsslang	Drain hose			142 CH –446580	1120
											144 CH –500799	1121
											145 CH –255830	1122
x	9a	1	–	–	–	1234856-1	Dräneringsbälg	Drain bellow		3	142 CH 446581–	1125
											144 CH 500800–	1126
											145 CH 255831–	1[illegible]
											(1215725)	112[illegible]
	10	1	–	–	–		Kontrollventil	Control valve			SE SIDA 14, 4-A15	1130
	11	1	–	–	–	418421-4	Vinkelnippel	Elbow nipple				1140
	12	1	–	–	–	460581-2	Slang	Hose			2)	1150
	13	1	–	–	–	460582-0	Slang	Hose			2)	1160
x	13a	1	–	–	–	948211-8	Bandklammer	Strip clamp		2	2)	1165
											(944484)	1166
	14	1	–	–	–	460048-2	Returrör	Return pipe				1170
	15	1	–	–	–	418411-5	Tätningsring	Seal ring				1180
	16	1	–	–	–	192334-1	Klammer	Clamp				1190
	17	2	–	–	–	686356-7	Bussning	Bushing			2)	1200
	18	4	–	–	–	943473-9	Slangklammer	Hose clamp				1210
	19	1	–	–	–	685388-1	Luftkanal, V	Air duct, L				1220
	20	1	–	–	–	685389-9	Luftkanal, H	Air duct, R		8		1230
	21	4	–	–	–	955141-7	Skruv	Screw				1240
	22	4	–	–	–	960138-6	Bricka	Washer				1250
	23	1	–	–	–	958239-6	Skruv	Screw				1260
	24	1	–	–	–	960139-4	Bricka	Washer				1270
	25	1	–	–	–	1211928-5	Defrosterrör, V	Defroster tube, L			TID UTF	1280
	25a	1	–	–	–	1215473-8	Defrosterrör, V kmpl	Defroster tube, L cpl		5	SEN UTF	1285
	26	1	–	–	–	1211929-3	Defrosterrör, H	Defroster tube, R			TID UTF	1[illegible]
	26a	1	–	–	–	1215474-6	Defrosterrör, H kmpl	Defroster tube, R cpl		5	SEN UTF	12[illegible]
	27	2	–	–	–	685264-4	Grenrör	Manifold			TID UTF	1300
	28	2	–	–	–	685260-2	Defrostermunstycke	Defroster jet				1310
	29	2	–	–	–	685384-0	Konsol	Bracket				1320
	30	4	–	–	–	955126-8	Skruv	Screw				1330
	31	4	–	–	–	942866-5	Fjädermutter	Spring nut				1[illegible]
	32	2	–	–	–	686195-9	Ram	Frame				13[illegible]
	33	4	–	–	–	1214820-1	Clips	Clip			(1211598)	1360
	34	1	–	–	–	685386-5	Rör	Pipe			TID UTF	1370
	35	1	–	–	–	685387-3	Rör	Pipe			TID UTF	1380
	35a	2	–	–	–	1215475-3	Anslutning	Connection		5	SEN UTF	1385
	36	1	–	–	–	685258-6	Anslutning	Connection				1390
	37	4	–	–	–		Ventil	Valve			SE GRUPP 8.	1400
	38	1	–	–	–	681289-5	Lucka	Lid				1410
	39	1	–	–	–	688520-6	.Fjäder, V	.Spring, L				1420
		1	–	–	–	688521-4	.Fjäder, H	.Spring, R				1430
	40	1	–	–	–	685843-5	.Packning	.Gasket				1440
	41	1	–	–	–	681661-5	Knapp	Button				1450
	42	8	–	–	–	955138-3	Skruv	Screw				1460
	43	1	–	–	–	1214755-9	Slang	Hose			5)	1470

2. 142ch–355544, 144ch–379085, 145ch–180768.
5. 142 CH 355545–, 144 CH 379086–, 145 CH 180769–.

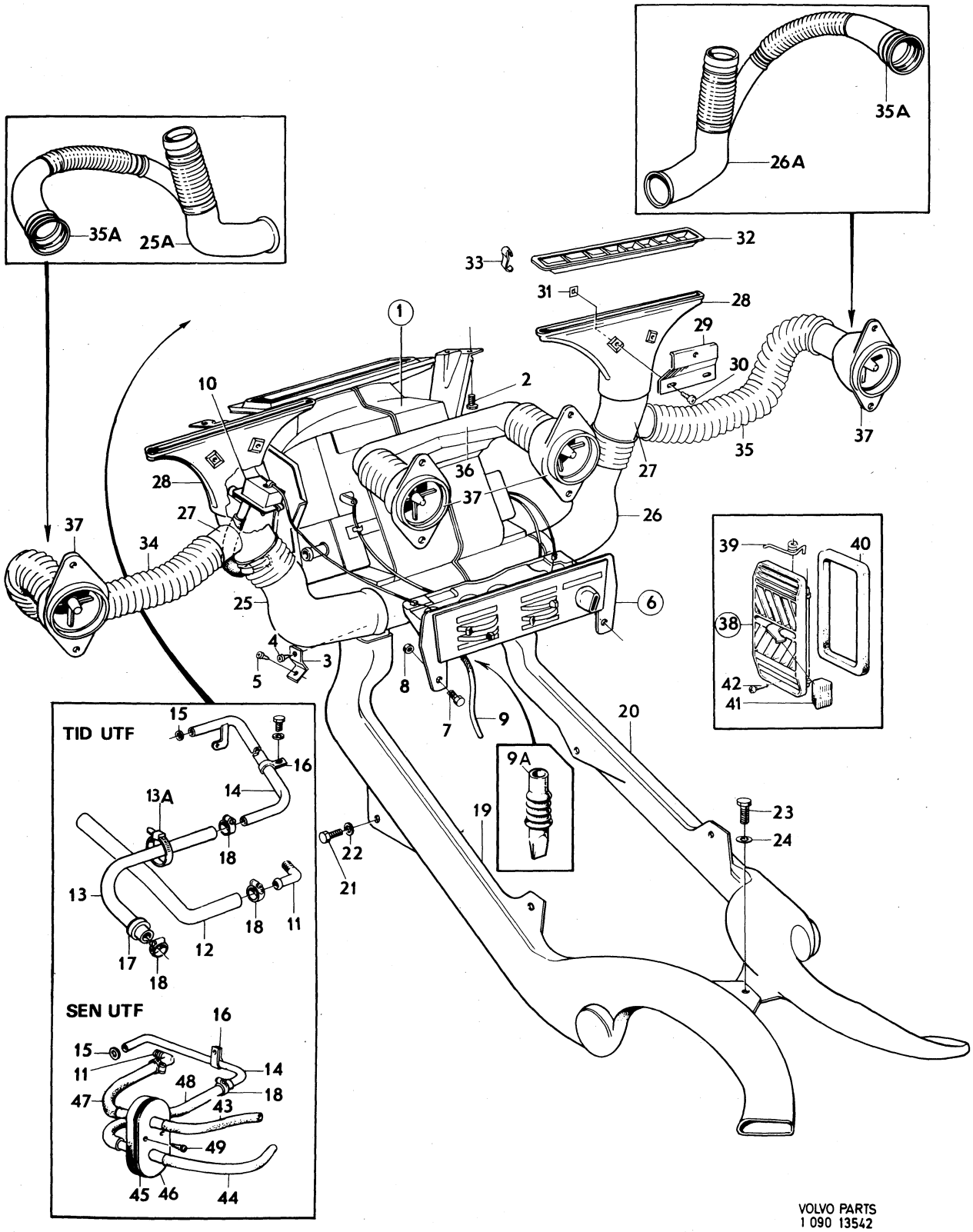

VOLVO PARTS
1 090 13542

Sida Page	Grupp Group	Värmeanläggning	Heater unit	Illustration	0050
6	9	UCOMBU	UCOMBU	13542 1980–04	

	Pos. Fig.	Antal/Quantity				Artikel nr Part No	Benämning	Description	Sats Kit	B P S R	Anmärkning Notes	
	44	1	–	–	–	1214757-5	Slang	Hose			5)	1480
x	45	1	–	–	–	1234909-8	Genomföring	Grommet		3	5)	1490
											(1214763)	1491
	46	1	–	–	–	461405-3	Mellanlägg	Spacer			5)	1500
	47	1	–	–	–	460912-9	Slang	Hose			5)	1510
	48	1	–	–	–	460585-3	Slang	Hose			5)	1520
	49	2	–	–	–	955140-9	Skruv	Screw			5)	1530

5. 142 CH 355545–, 144 CH 379086–, 145 CH 180769–.

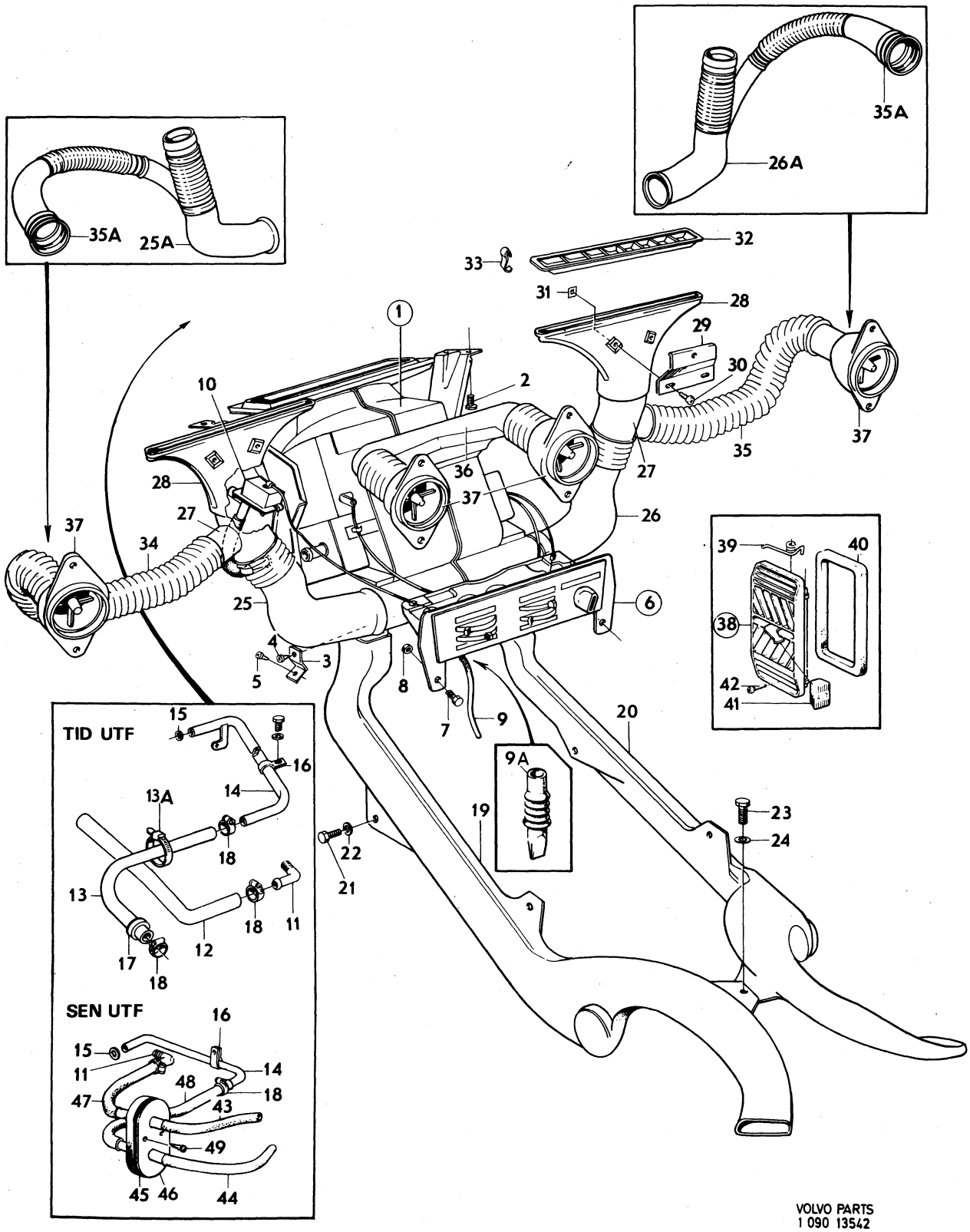

VOLVO PARTS
1 090 13542

Sida / Page 8 — Grupp / Group 9 — Värmeanläggning MCOMBU — Heater MCOMBU — Illustration 13426 1980–04

	Pos. Fig.	Antal/Quantity				Artikel nr Part No	Benämning	Description	Sats Kit	BPSR	Anmärkning Notes	
x	1	1	–	–	–	684116-7	Värmeelement	Heater unit		5	13)	0020
											ERS AV 1234706–8	0021
		–	–	–	–		.Det se sida 16, 4-A17	.Comps page 16, 4-A17				0040
x		1	–	–	–	1215508-1	Värmeelement	Heater unit		5	14)	0060
											ERS AV 1234706–8	0061
		–	–	–	–		.Det se sida 20, 4-A21	.Comps page 20, 4-A21				0080
	2	4	–	–	–	955893-3	Bricka	Washer				0100
	3	4	–	–	–	955513-7	Skruv	Screw				0120
	4	2	–	–	–	684343-7	Dräneringsslang	Drain hose				0140
	5	4	–	–	–	942402-9	Skruv	Screw				0160
x	6	1	–	–	–	1215375-5	Konsol, V	Bracket, L		5	(687915)	30
x		1	–	–	–	1215373-0	Konsol, H	Bracket, R		5	(687913)	0200
	7	2	–	–	–	955512-9	Skruv	Screw				0220
	8	1	–	–	–	1214025-7	Värmereglage	Heater control		8		0240
		–	–	–	–		.Det se sida 26, 4-B03	.Comps page 26, 4-B03				0260
	9	4	–	–	–	956061-6	Skruv	Screw				0280
x	10	ERF	–	–	–	1272328-4	Slang	Hose		2	6)	00
											(947908)	0310
x	11	ERF	–	–	–	1272328-4	Slang	Hose		2	6)	0320
											(947908)	0330
	12	1	–	–	–	642461-8	Nippel	Nipple		8		0340
	13	1	–	–	–	943471-3	Slangklammer	Hose clamp		1		0360
	14	1	–	–	–	1211684-4	Backventil	Check valve				0380
	15	1	–	–	–	1211775-0	Konsol	Bracket			6)	0400
	16	4	–	–	–	955140-9	Skruv	Screw			6)	0420
	17	2	–	–	–	960138-6	Bricka	Washer			6)	0440
	18	1	–	–	–	684347-8	Vakuumtank	Vacuum tank			6)	0460
	19	1400	–	–	–	944272-4	Slang	Hose			6)	0480
	20	1	–	–	–	941267-7	Bussning	Bushing			(941263)	0500
	21	1	–	–	–	684841-0	Spjällhus, V	Valve housing, L			6) EXCL 686705–5,	0520
											1215221–1	0540
		1	–	–	–	1215441-5	Spjällhus, V	Valve housing, L		4	15)	0620
	22	1	–	–	–	687480-4	Spjällhus, H	Valve housing, R		8	6) EXCL 686705–5,	0640
											1215221–1	0660
		1	–	–	–	1215442-3	Spjällhus, H	Valve housing, R		4	15)	0740
	23	1	–	–	–	684843-6	.Spjäll, V	.Valve, L				0760
		1	–	–	–	687479-6	.Spjäll, H	.Valve, R				0780
	24	2	–	–	–	684844-4	.Låsplugg	.Lock plug				00
	25	1	–	–	–	684846-9	.Axel, V	.Shaft, L				0820
		1	–	–	–	687478-8	.Axel, H	.Shaft, R				0840
	26	1	–	–	–	684847-7	.Fjäder, V	.Spring, L				0860
		1	–	–	–	687477-0	.Fjäder, H	.Spring, R				0880
	27	1	–	–	–	191695-6	.Spärrbricka	.Catch washer				0900
	27a	1	–	–	–	686705-5	.Munstycke	.Nozzle				20
	27b	1	–	–	–	1215221-1	.Mellanrör	.Intermediate tube		8		0940
	28	4	–	–	–	687440-8	Klammer	Clamp			13)	0960
	28a	2	–	–	–	1215438-1	Clips	Clip		2	14)	0980
	29	2	–	–	–	686705-5	Munstycke	Nozzle				1000
	30	2	–	–	–	684817-0	Vakuumbälg	Vacuum bellow			13)	1020
	30a	2	–	–	–	1215466-2	Vakuumbälg	Vacuum bellow		2	14)	1040
	31	1	–	–	–	687398-8	Konsol, V	Bracket, L			13)	1060
		1	–	–	–	1215421-7	Konsol, V	Bracket, L		5	14)	1080
		1	–	–	–	1215518-0	Konsol, V	Bracket, L		5	14) SPEC UTF S–5420,	1100
											5430, 5440, 5450	1120
	32	2	–	–	–	943629-6	Skruv	Screw				1140
	33	1	–	–	–	687397-0	Konsol, H	Bracket, R			13)	1160
		1	–	–	–	1215422-5	Konsol, H	Bracket, R		5	14)	1180

6. 142ch–374303, 144ch–401702, 145ch–193991.
13. 142 CH –446580, 144 CH –500799, 145 CH –255830.
14. 142 CH 446581–, 144 CH 500800–, 145 CH 255831–.
15. 142 CH 374304 –, 144 CH 401703 –, 145 CH 193992 –.

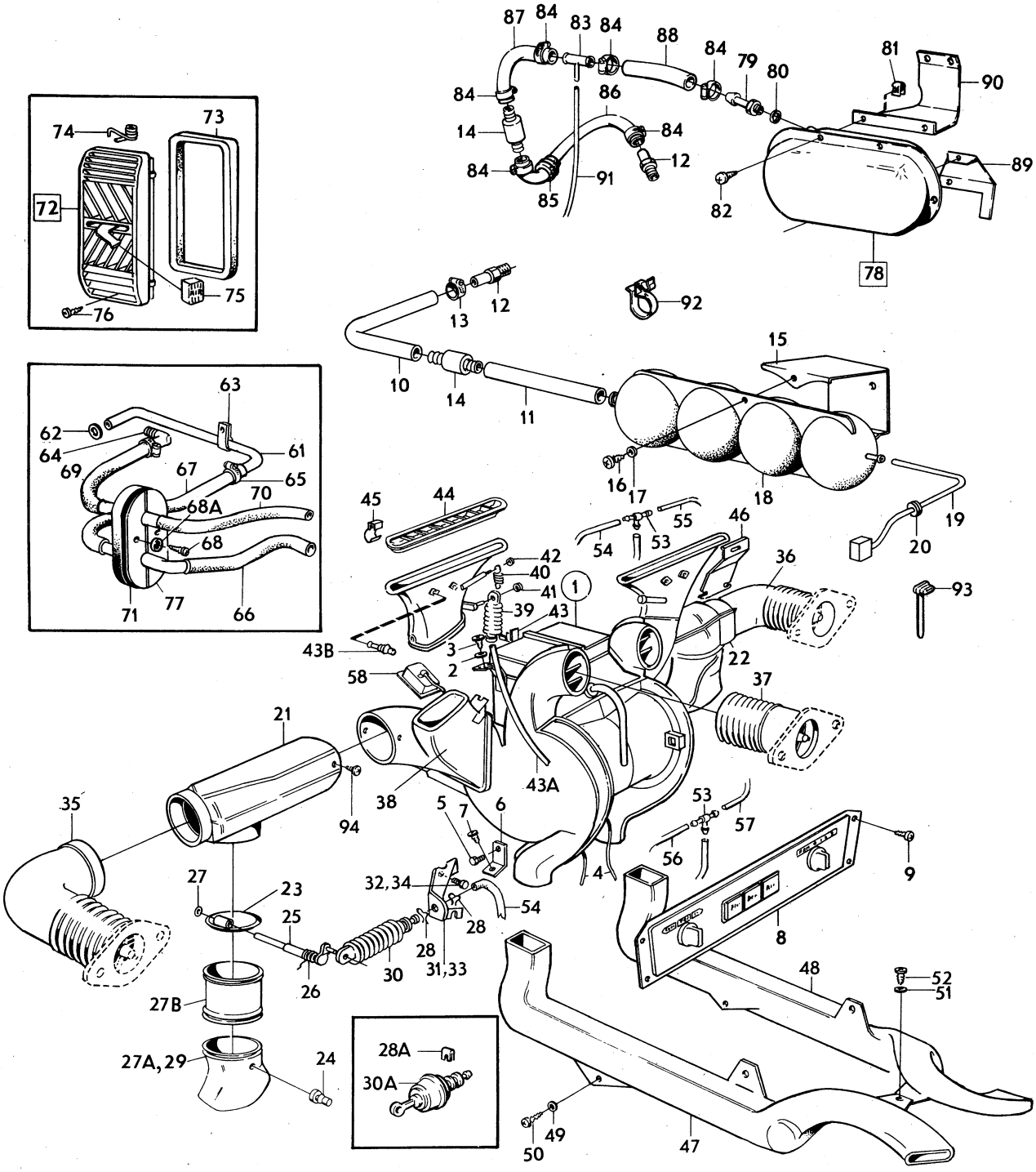

VOLVO PARTS
1 090 13426

Sida Page	Grupp Group	Värmeanläggning MCOMBU	Heater MCOMBU	Illustration	0100
10	9			13426 1980–04	

Pos. Fig.	Antal/Quantity				Artikel nr Part No	Benämning	Description	Sats Kit	B P S R	Anmärkning Notes	
34	2	–	–	–	955523-6	Skruv	Screw				1200
35	1	–	–	–	683935-1	Rör, V	Tube, L				1220
36	1	–	–	–	688230-2	Rör, H	Tube, R				1240
37	2	–	–	–	1211515-0	Bälg	Bellow				1260
38	1	–	–	–	1215467-0	Defrostermunstycke, V	Defrosterjet, L		5		1300
	1	–	–	–	1215468-8	Defrostermunstycke, H	Defrosterjet, R		5		1340
39	1	–	–	–	684817-0	.Vakuumbälg	.Vacuum bellow			13)	1360
	1	–	–	–	1215466-2	.Vakuumbälg	.Vacuum bellow		2	14)	1380
40	1	–	–	–	684342-9	.Returfjäder	.Return spring				1400
41	1	–	–	–	943407-7	.Spärrbricka	.Catch washer				1420
42	1	–	–	–	191695-6	.Spärrbricka	.Catch washer				1440
43	1	–	–	–	687376-4	.Clips	.Clip		8	13)	1460
	1	–	–	–	1215438-1	.Clips	.Clip		2	14)	1480
43a	–	1	–	–	943999-3	.Slang	.Hose				1500
43b	–	2	–	–	1210210-9	.Låsplugg	.Lock plug		3		1520
44	2	–	–	–	686195-9	Ram	Frame				1540
45	4	–	–	–	1214820-1	Clips	Clip			(1211598)	1560
46	2	–	–	–	1210213-3	Konsol	Bracket				1580
47	1	–	–	–	1210208-3	Luftkanal, V	Airduct, L				1600
48	1	–	–	–	1210209-1	Luftkanal, H	Airduct, R				1620
49	4	–	–	–	960138-6	Bricka	Washer				1640
50	4	–	–	–	955141-7	Skruv	Screw				1660
51	1	–	–	–	960139-4	Bricka	Washer				1680
52	1	–	–	–	958239-6	Skruv	Screw				1700
53	2	–	–	–	687342-6	T–rör	T–pipe				1720
54	650	–	–	–	943999-3	Slang	Hose				1740
55	800	–	–	–	943999-3	Slang	Hose				1760
56	750	–	–	–	943999-3	Slang	Hose				1780
57	300	–	–	–	943999-3	Slang	Hose				1800
58	1	–	–	–		Kontrollventil	Control valve			SE SIDA 16, 4-A17	1820
61	1	–	–	–	419331-4	Returrör	Return pipe				1840
62	1	–	–	–	418411-5	Tätningsring	Seal ring				1860
63	1	–	–	–	192334-1	Klammer	Clamp				1880
64	1	–	–	–	418421-4	Vinkelnippel	Elbow nipple				1900
65	5	–	–	–	943472-1	Slangklamma	Hose clip		1		1920
66	1	–	–	–	460584-6	Slang	Hose			TID UTF	1940
	1	–	–	–	1214814-4	Slang	Hose			SEN UTF	1960
67	1	–	–	–	460585-3	Slang	Hose				1980
68	2	–	–	–	955141-7	Skruv	Screw				2000
68a	2	–	–	–	960138-6	Bricka	Washer				2020
69	1	–	–	–	460912-9	Slang	Hose				2040
70	1	–	–	–	460913-7	Slang	Hose				2060
71	1	–	–	–	461402-0	Genomförning	Grommet		8	2)	2080
	1	–	–	–	1214795-5	Genomförning	Grommet			5)	2100
72	1	–	–	–	681289-5	Lucka	Lid				2120
73	1	–	–	–	685843-5	.Tätningslist	.Seal moulding				2140
74	1	–	–	–	688520-6	.Fjäder, V	.Spring, L				2160
	1	–	–	–	688521-4	.Fjäder, H	.Spring, R				2180
75	1	–	–	–	681661-5	Knapp	Button				2200
76	8	–	–	–	955138-3	Skruv	Screw			13)	2220
77	1	–	–	–	461405-3	Mellanlägg	Spacer			5)	2240
78	1	–	–	–	1215259-1	Vakuumtank	Vacuum tank			7)	2260
79	1	–	–	–	192007-3	.Slangnippel	.Hose nipple				2280
80	1	–	–	–	191898-6	.Packning	.Gasket		8		2300
81	3	–	–	–	943501-7	Mutter	Nut			7)	2320
82	3	–	–	–	955138-3	Skruv	Screw			7)	2340

2. 142ch–355544, 144ch–379085, 145ch–180768.
5. 142 CH 355545–, 144 CH 379086–, 145 CH 180769–.
7. 142ch 374304–, 144ch 401703–, 145ch 193992–.
13. 142 CH –446580, 144 CH –500799, 145 CH –255830.
14. 142 CH 446581–, 144 CH 500800–, 145 CH 255831–.

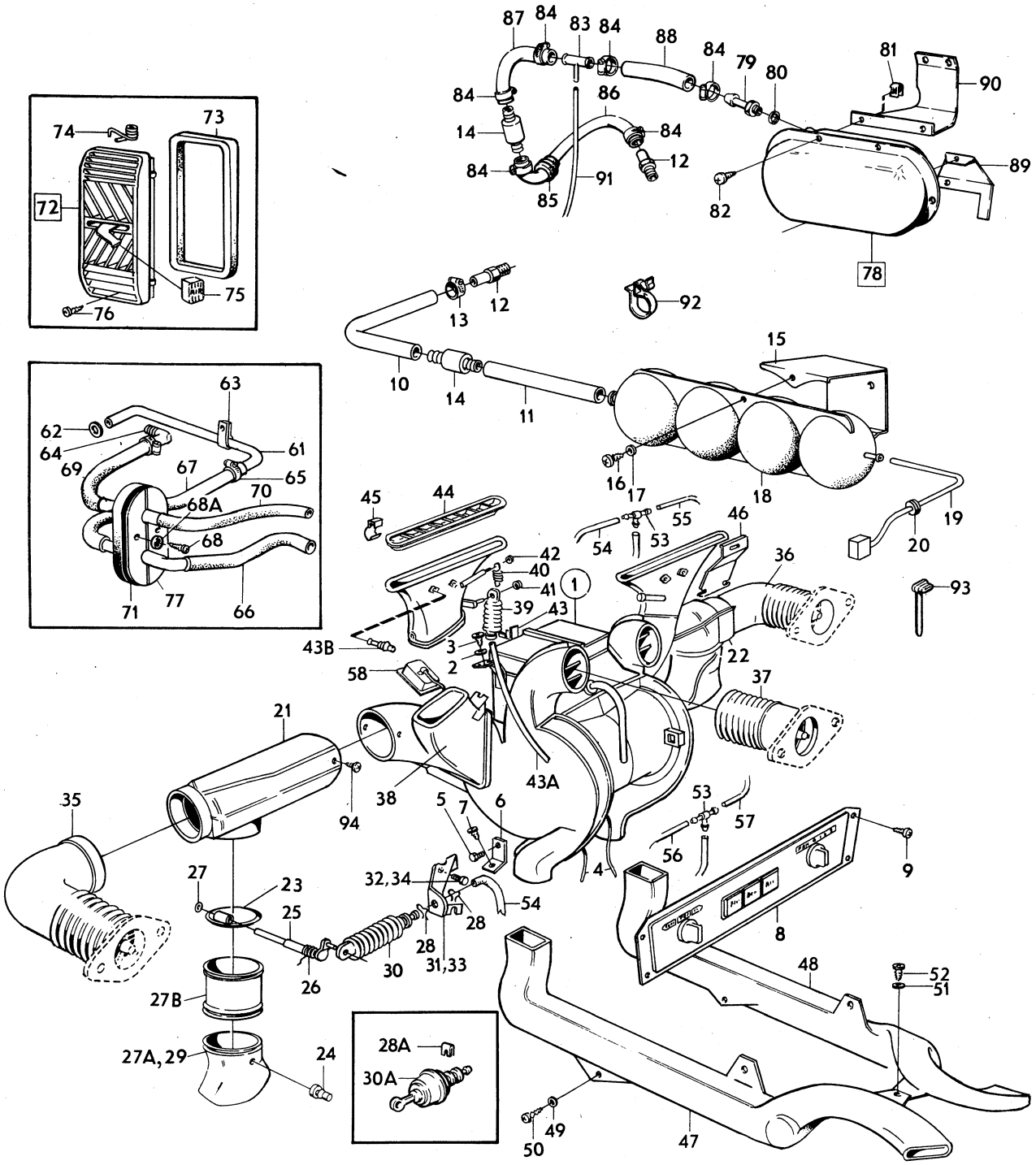

VOLVO PARTS
1 090 13426

Sida Page	Grupp Group	Värmeanläggning MCOMBU	Heater MCOMBU	Illustration	0100
12	9			13426 1980–04	

	Pos. Fig.	Antal/Quantity				Artikel nr Part No	Benämning	Description	Sats Kit	B P S R	Anmärkning Notes	
	83	1	–	–	–	1215135-3	T–rör	T–pipe			7)	2360
	84	ERF	–	–	–	943472-1	Slangklamma	Hose clip		1	7)	2380
	85	1	–	–	–	686355-9	Bussning	Bushing			7)	2400
x	86	ERF	–	–	–	1272328-4	Slang	Hose		2	7)	2420
											(947908)	2421
x	87	ERF	–	–	–	1272328-4	Slang	Hose		2	7)	2440
											(947908)	2441
	88	ERF	–	–	–	947908-0	Slang	Hose		2	7)	2460
											(947908)	2461
	89	1	–	–	–	1215111-4	Konsol, nedre	Bracket, lower			7) VST	2480
		1	–	–	–	1212155-4	Konsol, nedre	Bracket, lower		8	7) HST	500
	90	1	–	–	–	1215112-2	Konsol, övre	Bracket, upper			7) VST	2520
		1	–	–	–	1215153-6	Konsol, övre	Bracket, upper			7) HST	2540
	91	950	–	–	–	943999-3	Slang	Hose			7)	2560
x	92	–	–	–	–	947987-4	Klammer	Clip		3	(682101)	2580
	93	1	–	–	–	943746-8	Bandklamma	Strip clamp				2600
	94	4	–	–	–	955138-3	Skruv	Screw				620

7. 142ch 374304–, 144ch 401703–, 145ch 193992–.

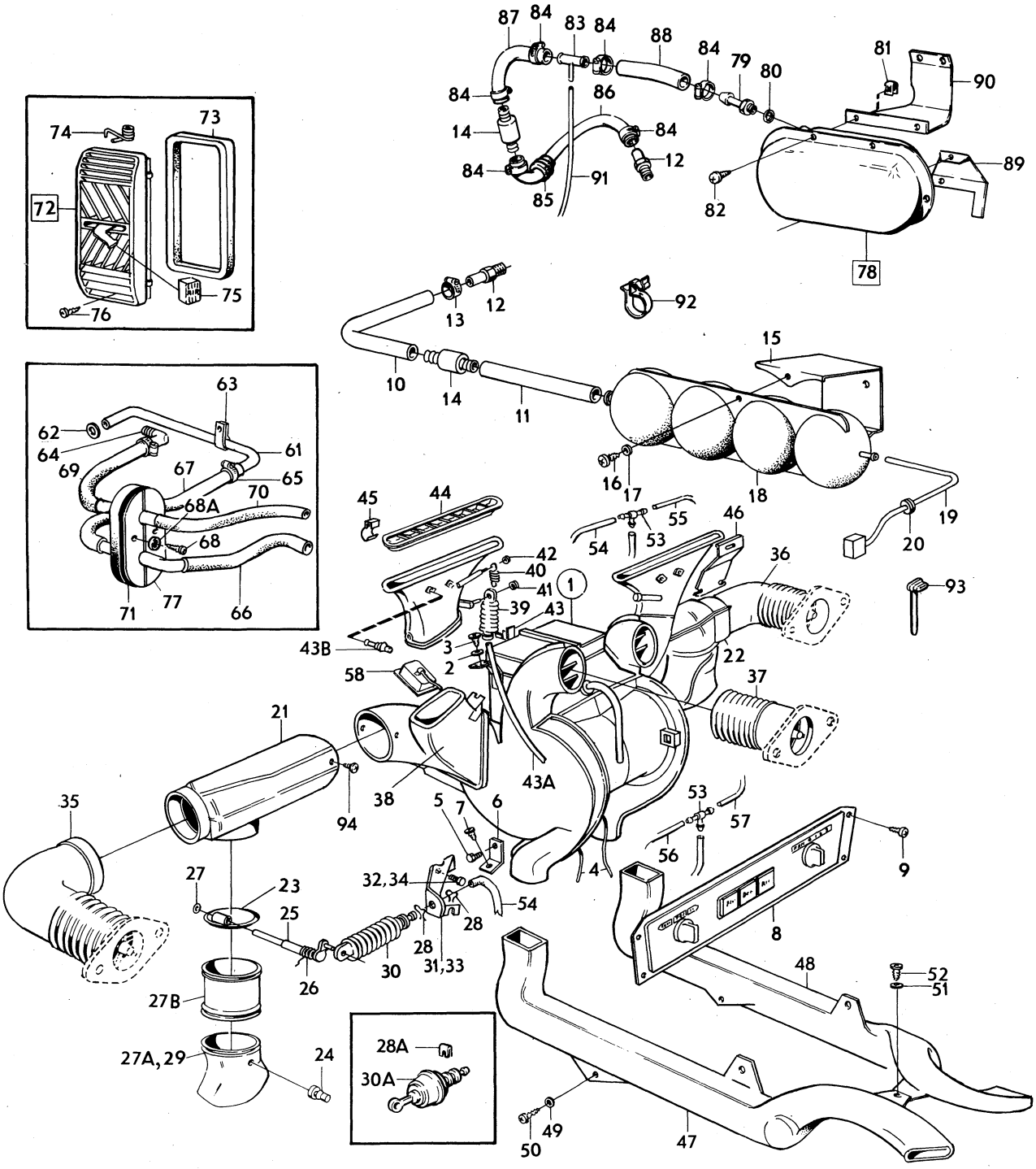

VOLVO PARTS
1 090 13426

Sida Page	Grupp Group	Värmeelement	Heater unit	Illustration	0150
14	9	UCOMBU	UCOMBU	13369 1980–04	

	Pos. Fig.	Antal/Quantity				Artikel nr Part No	Benämning	Description	Sats Kit	B P S R	Anmärkning Notes	
x	1	1	–	–	–	1215516-4	Värmeelement	Heater unit		5	(685223)	1010
	2	1	–	–	–	685357-6	.Kåpa, V	.Casing, L		1	685357 + 685358	1020
											ERS AV 1 ST 1129007–9	1021
	3	1	–	–	–	685358-4	.Kåpa, H	.Casing, R		3	685357 + 685358	1030
											ERS AV 1 ST 1129007–9	1031
	4	4	–	–	–	684807-1	.Clips	.Clip				1040
	5	1	–	–	–		.Fläkt	.Fan		8		1050
	6	1	–	–	–	1211081-3	..Motor	..Motor				1060
	6a	2	–	–	–	1207330-0	...Elborste	...Carbon brush				1062
	6b	2	–	–	–	1207331-8	...Hållare	...Retainer				1064
	6c	2	–	–	–	1207332-6	...Fjäder	...Spring				[illegible]
	6d	1	–	–	–		...Fläkthjul	...Fan wheel		8		[illegible]
	7	1	–	–	–	685277-6	..Ledskena	..Flap		8		1070
	8	1	–	–	–	1211153-0	..Fäste	..Anchorage		8		1080
	9	3	–	–	–	680331-6	..Kudde	..Pad				1090
	10	2	–	–	–	950010-9	..Skruv	..Screw				1100
	10a	7	–	–	–	1215113-0	.Packning	.Packing				[illegible]
	11	1	–	–	–	685304-8	.Spjäll, golv	.Shutter, floor		4	ERS AV 1 ST 1234222–6,	[illegible]
											1 ST 1215989–3	1111
	12	1	–	–	–	685309-7	.Spjäll, friskluft	.Shutter, air			ERS AV 1 ST 1234223–4,	1120
											1 ST 1215989–3	1121
	13	1	–	–	–	685312-1	.Spjäll, defroster	.Shutter, defroster			ERS AV 1 ST 1234224–2	1130
											1 ST 1215989–3	1131
	14	1	–	–	–	1211303-1	.Värmeväxlare	.Heat exchanger				1140
	15	1	–	–	–	685359-2	.Packning	.Gasket				1150
	15a	2	–	–	–	1214721-1	.Tätningsring	.Seal ring				1155
x	16	19	–	–	–	948218-3	.Clips	.Clip		3	(943521)	1160
	17	1	–	–	–	1211490-6	.Luftfördelare, V	.Air distributor, L				1170
	18	1	–	–	–	1211491-4	.Luftfördelare, H	.Air distributor, R				1180
	19	1	–	–	–	685363-4	.Kontrollventil	.Control valve				1190
	20	1	–	–	–	1214059-6	.Klammer	.Clamp				1200
	21	1	–	–	–	1214060-4	.Skruv	.Screw				1210
	22	3	–	–	–	1214023-2	.Kapillärhållare	.Capixlliary holder				1220
	23	1	–	–	–	685364-2	.Slang	.Hose			2)	1230
		1	–	–	–	1214756-7	.Slang	.Hose			5)	1235
	24	6	–	–	–	943472-1	.Slangklammer	.Hose clamp		1		1240
	25	1	–	–	–	685365-9	.Konsol, V	.Bracket, L			2)	1250
		1	–	–	–	1214754-2	.Konsol, V	.Bracket, L			5)	[illegible]
	26	1	–	–	–	685366-7	.Konsol, H	.Bracket, R				[illegible]
	27	2	–	–	–	955141-7	.Skruv	.Screw				1270
	28	2	–	–	–	955140-9	.Skruv	.Screw				1280
	29	2	–	–	–	955137-5	.Skruv	.Screw				1290
	30	1	–	–	–	942888-9	.Plattstift	.Flat pin				1300
	31	1	–	–	–	955947-7	.Låsbricka	.Lock washer				[illegible]
	32	1	–	–	–	685368-3	.Värmereglage	.Heater control			ERS AV 1 ST 1234348–9	[illegible]
											1 ST 1211706–5	1321
		–	–	–	–		..Det se sida 24, 4-B01	..Comps page 24, 4-B01				1330
	33	2	–	–	–	955138-3	.Skruv	.Screw				1340
	34	1	–	–	–	1214037-2	.Klammer, V	.Clamp, L				1350
x	35	1	–	–	–	1215377-1	.Klammer, H	.Clamp, R		3	(1214040)	1360
	36	1	–	–	–	1214495-2	.Packning	.Gasket			(684340)	1370
	37	3	–	–	–	1211599-4	.Clips	.Clip				1380

2. 142ch–355544, 144ch–379085, 145ch–180768.
5. 142 CH 355545–, 144 CH 379086–, 145 CH 180769–.

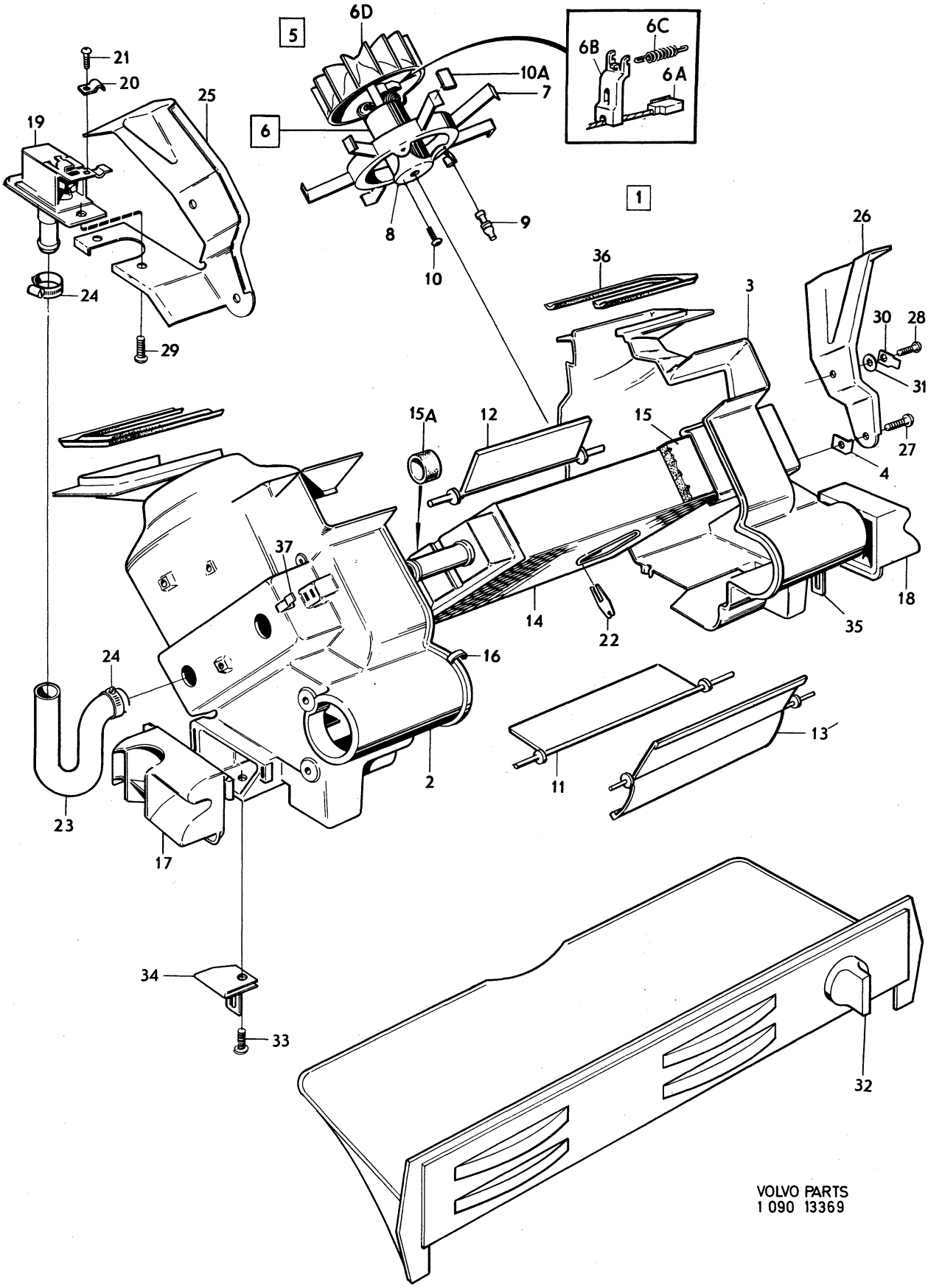

VOLVO PARTS
1 090 13369

Sida Page	Grupp Group	Värmeelement	Heater unit	Illustration
16	9	MCOMBU	MCOMBU	13370 1980–04

	Pos. Fig.	Antal/Quantity				Artikel nr Part No	Benämning	Description	Sats Kit	B P S R	Anmärkning Notes	
x	1	1	–	–	–	684116-7	Värmeelement	Heater unit		5	ERS AV 1234706–8	1010
	2	1	–	–	–	683877-5	.Kåpa, V	.Casing, L				1020
	3	1	–	–	–	683878-3	.Kåpa, V	.Casing, L		8		1030
	4	1	–	–	–	685275-0	.Konsol, V	.Bracket, L				1040
	5	1	–	–	–	685276-8	.Konsol, H	.Bracket, R				1050
	6	4	–	–	–	955141-7	.Skruv	.Screw			TID UTF	1060
		4	–	–	–	955142-5	.Skruv	.Screw			SEN UTF	1065
	7	1	–	–	–	1214812-8	.Värmeväxlare	.Heater exchanger			SEN UTF	1070
		1	–	–	–	1211291-8	.Värmeväxlare	.Heater exchanger		6	TID UTF	1075
											ERS AV 1 ST 1214812–8,	1076
											1 ST 1214813–6,	[illegible]7
											1 ST 1214814–4	[illegible]8
	8	1	–	–	–	685359-2	.Packning	.Gasket				1080
	8a	1	–	–	–	1211027-6	.Lock	.Cover		8		1085
	8b	2	–	–	–	1211604-2	.Clips	.Clips				1086
	8c	1	–	–	–	1215145-2	.Dräneringsskena	.Drain rail		8		1087
	9	17	–	–	–	684807-1	.Clips	.Clip				[illegible]0
	10	1	–	–	–	1211426-0	.Lucka	.Button		8		[illegible]0
	11	1	–	–	–	684083-9	.Vakuumbälg	.Vacuum bellows				1110
	12	1	–	–	–	1214462-2	.Fjäder	.Spring				1120
	13	2	–	–	–	951666-7	.Låsring	.Lock ring			TID UTF	1130
		2	–	–	–	191695-6	.Spärrbricka	.Lock ring			SEN UTF	1135
	14	1	–	–	–	1215431-6	.Fläktkåpa, V	.Fan casing, L		5	(684080)	1140
	15	1	–	–	–	1215432-4	.Fläktkåpa, H	.Fan casing, R		5	(684081)	1150
	16	1	–	–	–	684333-8	.Motor	.Motor				1160
	16a	2	–	–	–	1517050-9	..Elborste	..Carbon brush				1163
	16b	2	–	–	–	1517051-7	..Hållare	..Retainer				1165
	16c	1	–	–	–	814454-5	..Fjäder	..Spring				1167
	17	1	–	–	–	941269-3	..Bussning	..Bushing			(941265)	1170
	18	1	–	–	–	684024-3	.Lock	.Cover				1180
	19	4	–	–	–	955141-7	.Skruv	.Screw				1190
	20	3	–	–	–	955144-1	.Skruv	.Screw				1200
	21	3	–	–	–	955892-5	.Bricka	.Washer			TID UTF	1210
	21a	1	–	–	–	192248-3	.Klamma	.Clamp			SEN UTF	1215
	22	1	–	–	–	686541-4	.Fläkthjul, V	.Fan wheel, L				1220
		1	–	–	–	686542-2	.Fläkthjul, H	.Fan wheel, R				1230
	23	2	–	–	–	686540-6	.Klammer	.Clamp				1240
	24	2	–	–	–	684232-2	.Spjäll	.Shutter				[illegible]50
	25	2	–	–	–	191695-6	.Låsbricka	.Lock washer				[illegible]0
	26	2	–	–	–	684342-9	.Returfjäder	.Return spring				1270
	27	2	–	–	–	943407-7	.Låsbricka	.Lock washer				1280
	28	1	–	–	–	684970-7	.Bussning	.Bushing				1290
	29	2	–	–	–	684817-0	.Vakuumbälg	.Vacuum bellows				1300
	30	2	–	–	–	687378-0	.Klamma	.Clamp				[illegible]10
	31	6	–	–	–	955142-5	.Skruv	.Screw				[illegible]0
	32	1	–	–	–	1210200-0	.Kontrollventil	.Control valve			TID UTF	1330
	33	1	–	–	–	1211602-6	.Clips	.Clip				1340
	34	1	–	–	–	1211006-0	.Slang	.Hose			TID UTF	1350
		1	–	–	–	1214813-6	.Slang	.Hose			SEN UTF	1355
	35	2	–	–	–	951783-0	.Slangklammer	.Hose clamp		8		1360
x	36	1	–	–	–	1258376-1	.Konsol	.Bracket		5	(1258399)	1370
x	37	28	–	–	–	948218-3	.Clips	.Clip		3	(943521)	1380
	38	1	–	–	–	1214495-2	.Packning	.Gasket				1390
	39	1	–	–	–	1211908-7	.Anslutningsdon	.Joint				1400
	40	650	–	–	–	943999-3	.Slang	.Hose			TID UTF	1410
	41	700	–	–	–	943999-3	.Slang	.Hose				1420
	42	250	–	–	–	943999-3	.Slang	.Hose				1430
	43	200	–	–	–	943999-3	.Slang	.Hose				1440
	44	500	–	–	–	943999-3	.Slang	.Hose				1450
	45	1	–	–	–	687342-6	.T–rör	.T–piping				1460
	46	6	–	–	–	1211596-0	.Nippel	.Nipple			TID UTF	1470
	47	1	–	–	–	1211910-3	.Anslutningsdon	.Joint			SEN UTF	1475
	48	ERF	–	–	–	943999-3	.Slang	.Hose				1480

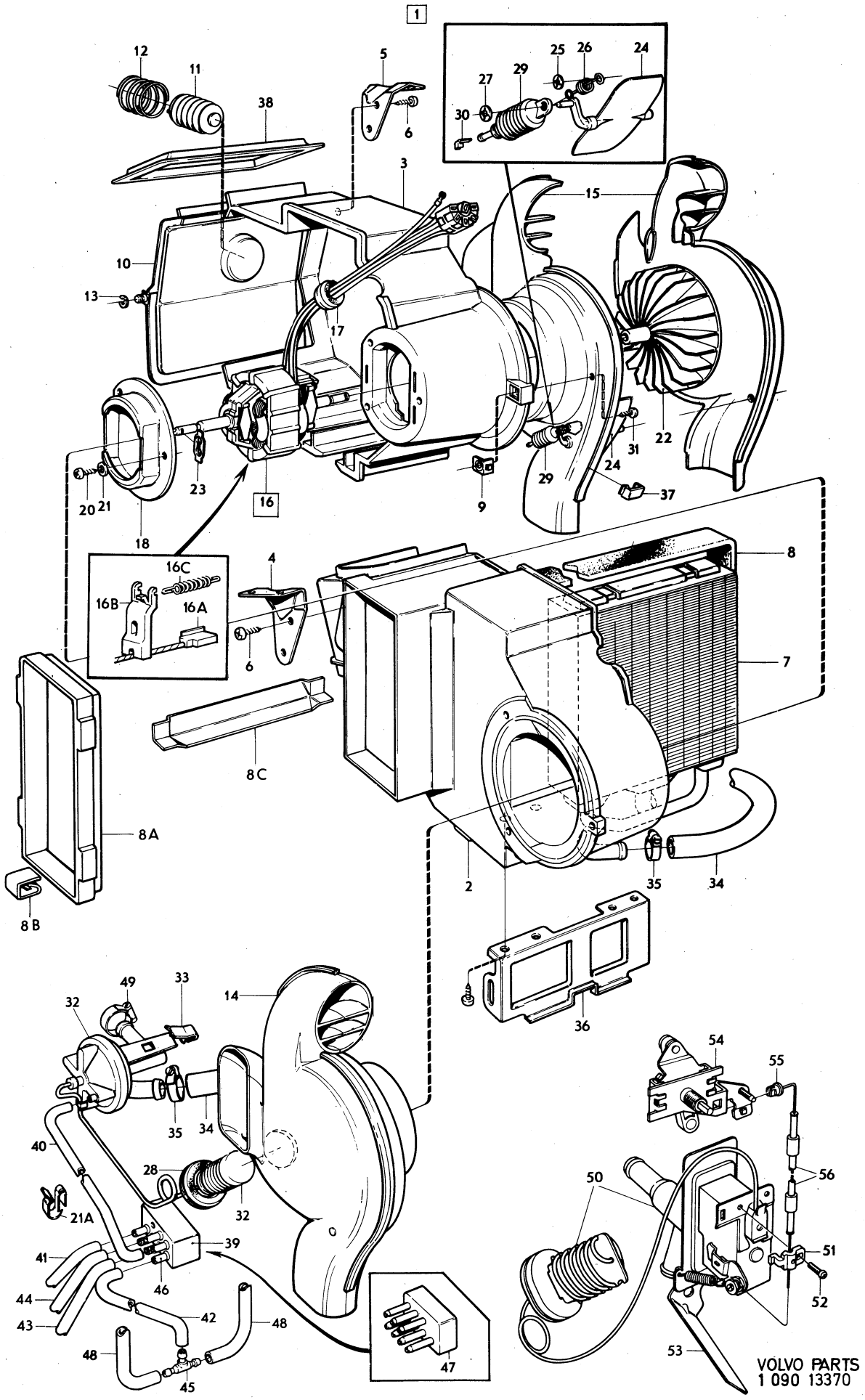

VOLVO PARTS
1 090 13370

Sida Page	Grupp Group	Värmeelement	Heater unit	Illustration	0200
18	9	MCOMBU	MCOMBU	13370 1980–04	

Pos. Fig.	Antal/Quantity				Artikel nr Part No	Benämning	Description	Sats Kit	B P S R	Anmärkning Notes	
49	4	–	–	–	943472-1	.Slangklammer	.Hose clamp		1		1490
50	1	–	–	–	1215136-1	.Värmekontroll	.Heater control			TID UTF	1500
51	1	–	–	–	1214059-6	..Klammer	..Clamp			SEN UTF	1510
52	1	–	–	–	1214060-4	..Skruv	..Screw			SEN UTF	1520
53	1	–	–	–	1214970-4	.Konsol	.Bracket			SEN UTF	1530
54	1	–	–	–	1215068-6	.Kontroll	.Control			SEN UTF	1540
55	1	–	–	–	1211290-0	.Trådhållare	.Retainer			SEN UTF	1550
x 56	1	–	–	–	1235069-0	.Wire	.Wire		3	SEN UTF (1215110)	1560 1561

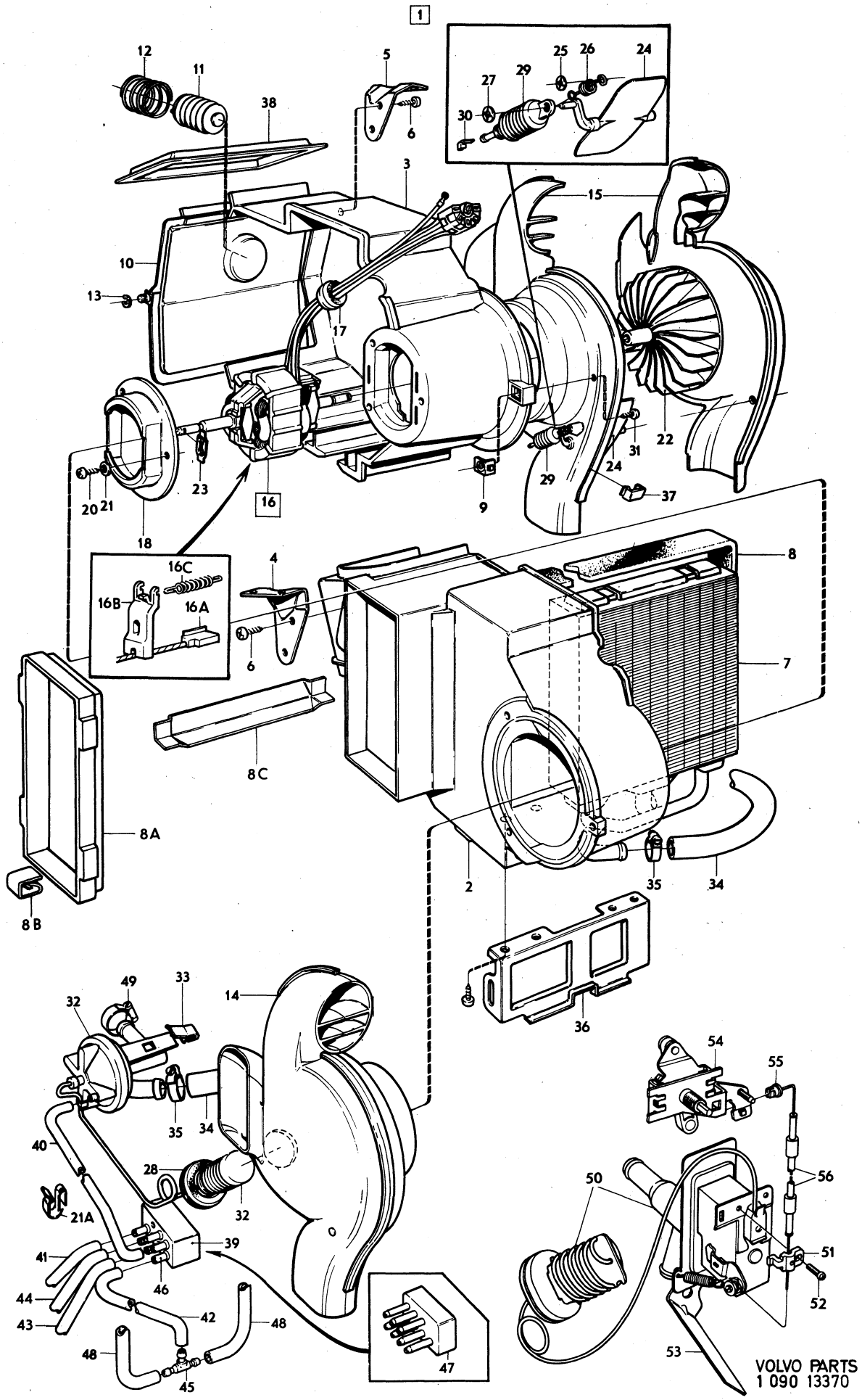
1
12
11
38
5
6
25
26
24
27
29
30
3
15
10
13
17
22
31
24
29
37
9
20
21
23
16
18
16C
16B
16A
4
6
8
7
8C
8A
8B
2
35
34
36
49
33
32
14
35
34
40
28
32
21A
39
41
46
44
43
42
48
48
45
47
54
55
56
50
51
52
53
VOLVO PARTS
1 090 13370

Sida Page	Grupp Group	Värmeelement	Heater	Illustration	0225
20	9	MCOMBU	MCOMBU	12983 1980–04	

	Pos. Fig.	Antal/Quantity				Artikel nr Part No	Benämning	Description	Sats Kit	BPSR	Anmärkning Notes	
x	1	1	–	–	–	1215508-1	Värmeelement	Heater		5	ERS AV 1234706–8	0020
	2	1	–	–	–	1215419-1	.Kåpa, V	.Casing, L		5		0040
	3	1	–	–	–	1215420-9	.Kåpa, H	.Casing, R		5		0060
	4	1	–	–	–	1215431-6	.Fläktkåpa, V	.Fan casing, L		5		0080
	5	1	–	–	–	1215432-4	.Fläktkåpa, H	.Fan casing, R		5		0100
	6	1	–	–	–	1215465-4	.Vakuumbälg	.Vacuum bellows		2		0120
	7	2	–	–	–	1215498-5	.Tryckfjäder	.Thrust spring		4		0140
	8	2	–	–	–	1215425-8	.Länk	.Link		5		0160
	9	1	–	–	–	1215429-0	.Lucka	.Button		5		0180
	10	2	–	–	–	1215466-2	.Vakuumbälg	.Vacuum bellows		2		0200
	11	2	–	–	–	1215438-1	.Clips	.Clip		2		0[illegible]
	12	1	–	–	–	1215136-1	.Kontrollventil	.Control valve				0240
	13	1	–	–	–	1214059-6	..Klamma	..Clamp				0260
	14	1	–	–	–	1214060-4	..Skruv	..Screw				0280
	15	1	–	–	–	684970-7	..Bussning	..Bushing				0300
	16	1	–	–	–	1214970-4	.Konsol	.Bracket				0320
	17	2	–	–	–	955127-6	.Skruv	.Screw				0[illegible]
	18	2	–	–	–	192557-7	.Fjädermutter	.Spring nut				0360
	19	1	–	–	–	1215068-6	.Vridkontroll	.Rotary controller				0380
	20	1	–	–	–	1211290-0	.Trådhållare	.Cable end retainer				0400
x	21	1	–	–	–	1235069-0	.Reglagewire	.Control wire		3	(1215110)	0420
	22	1	–	–	–	685275-0	.Konsol, V	.Bracket, L				0440
	23	1	–	–	–	685276-8	.Konsol, H	.Bracket, R				0460
	24	4	–	–	–	955141-7	.Skruv	.Screw				0480
	25	13	–	–	–	684807-1	.Clips	.Clip				0500
	26	4	–	–	–	1215679-0	.Clips	.Clip		3		0520
	27	2	–	–	–	1215677-4	.Packning	.Gasket		4		0540
	28	2	–	–	–	1215677-4	.Tätning	.Seal		4	(1215678)	0560
	29	1	–	–	–	1215673-3	.Värmeväxlare	.Heater exchanger		3		0580
	30	4	–	–	–	955137-5	.Skruv	.Screw				0600
	31	1	–	–	–	683998-9	.Konsol	.Bracket				0620
	32	1	–	–	–	1214462-2	.Fjäder	.Spring				0640
	33	2	–	–	–	191695-6	.Spärrbricka	.Lock washer				0660
	34	1	–	–	–	684333-8	.Motor	.Motor				0680
	35	2	–	–	–	1517050-9	..Elborste	..Carbon brush				0685
	36	2	–	–	–	1517051-7	..Hållare	..Retainer				0690
	37	1	–	–	–	814454-5	..Fjäder	..Spring				0695
	38	1	–	–	–	941269-3	..Bussning	..Bushing			(941265)	0[illegible]
	39	1	–	–	–	686541-4	.Fläkthjul, V	.Fan wheel, L				0720
		1	–	–	–	686542-2	.Fläkthjul, H	.Fan wheel, R				0740
	40	2	–	–	–	686540-6	.Klammer	.Clamp				0760
	41	3	–	–	–	955144-1	.Skruv	.Screw				0780
	42	1	–	–	–	684024-3	.Lock	.Cover				0800
	43	2	–	–	–	684342-9	.Returfjäder	.Return spring				0[illegible]
	44	2	–	–	–	191695-6	.Spärrbricka	.Lock washer				0840
	45	2	–	–	–	943407-7	.Spärrbricka	.Lock washer				0860
	46	2	–	–	–	684232-2	.Spjäll	.Shutter				0880
	47	6	–	–	–	955142-5	.Skruv	.Screw				0900
	48	1	–	–	–	1211602-6	.Clips	.Clip				0920
x	49	28	–	–	–	948218-3	.Clips	.Clip		3	(943521)	0940
	50	1	–	–	–	1214495-2	.Packning	.Gasket				0960
	51	1	–	–	–	1211908-7	.Anslutningsdon	.Joint				0980
	52	1	–	–	–	1211910-3	.Anslutningsdon	.Joint				1000
	53	125	–	–	–	943999-3	.Slang	.Hose			2X125	1020
	54	250	–	–	–	943999-3	.Slang	.Hose				1040
	55	200	–	–	–	943999-3	.Slang	.Hose				1060
	56	200	–	–	–	943999-3	.Slang	.Hose				1080
	57	800	–	–	–	943999-3	.Slang	.Hose				1100
	58	1	–	–	–	192248-3	.Klammer	.Clamp				1120
	59	1	–	–	–	687342-6	.T–rör	.T–piping				1200
	60	700	–	–	–	943368-1	.Slang	.Hose				1220
	61	1	–	–	–	1215682-4	.Slang	.Hose		3		1240
	62	565	–	–	–	943368-1	.Slang	.Hose				1260

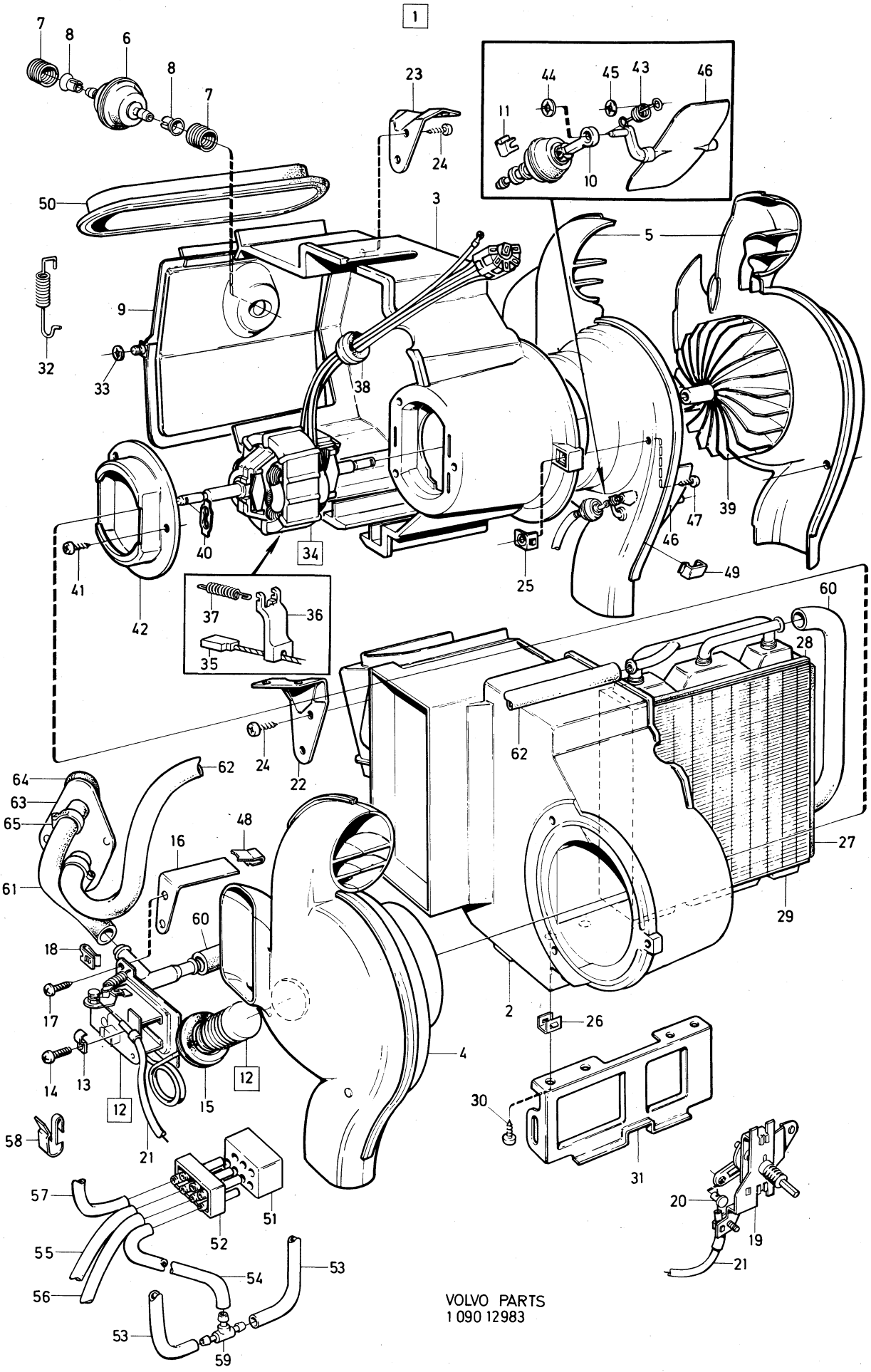

VOLVO PARTS
1 090 12983

Sida Page	Grupp Group	Värmeelement	Heater	Illustration	0225
22	9	MCOMBU	MCOMBU	12983 1980–04	

	Pos. Fig.	Antal/Quantity				Artikel nr Part No	Benämning	Description	Sats Kit	B P S R	Anmärkning Notes	
x	63	1	–	–	–	1234909-8	.Genomföring	.Grommet		3	(1214763)	1280
	64	1	–	–	–	461405-3	.Mellanlägg	.Spacer				1300
	65	5	–	–	–	943472-1	.Slangklammer	.Hose clamp		1		1320

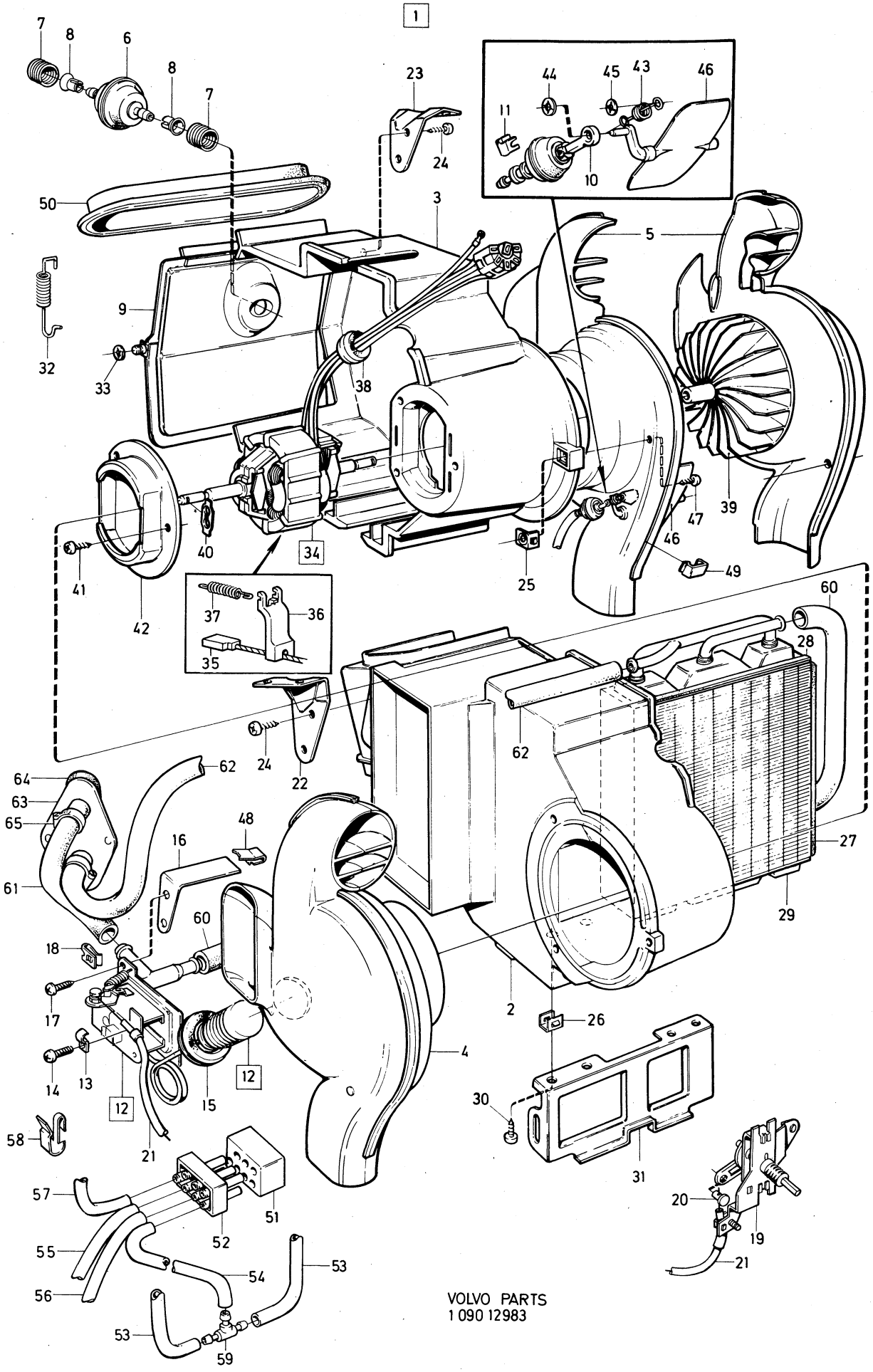

VOLVO PARTS
1 090 12983

Sida Page	Grupp Group	Värmereglage 685368	Heater control 685368	Illustration	0250
24	9			11049 1980–04	

Pos. Fig.	Antal/Quantity				Artikel nr Part No	Benämning	Description	Sats Kit	B P S R	Anmärkning Notes	
1	1	–	–	–	685368-3	Värmereglage	Heater control			ERS AV 1 ST 1234348–9, 1 ST 1211706–5	1010 1011
2	1	–	–	–		.Reglagepanel	.Control panel		8		1020
3	1	–	–	–	1211659-6	.Ratt /temp/	.Knob /temp/				1030
4	1	–	–	–	1211660-4	.Ratt /airmix/	.Knob /airmix/				1040
5	1	–	–	–	1211661-2	.Ratt /def/	.Knob /def/				1050
6	1	–	–	–	1211662-0	.Ratt /floor/	.Knob /floor/				1060
7	4	–	–	–	1211311-4	.Knapp	.Button				1070
8	ERF	–	–	–	88783-6	.Spiral	.Sheath				1080
x 9	ERF	–	–	–	1566540-9	.Tråd	.Cable		1	(55192)	1090
10	3	–	–	–	1211706-5	.Vev	.Crank				1[illegible]
11	3	–	–	–	1211290-0	.Trådhållare	.Cable end retainer				1[illegible]
12	4	–	–	–	1211599-4	.Clips	.Clip				1120
13	1	–	–	–	1212533-2	.Ljusledare	.Light ramp				1130
14	1	–	–	–	1212534-0	.Ljusledare	.Light ramp				1140
15	1	–	–	–	1210190-3	.Omkopplare, fläkt	.Switch, fan				1150
16	1	–	–	–	940109-2	.Låsbricka	.Lock washer				1[illegible]
17	1	–	–	–	1212859-1	.Mutter	.Nut				1[illegible]
18	1	–	–	–	1212693-4	.Knopp	.Button				1180
19	4	–	–	–	944602-2	.Låsbricka	.Lock washer				1190
20	2	–	–	–	676522-6	.Fjädrande bricka	.Resilient washer				1200
21	2	–	–	–	943407-7	.Låsbricka	.Lock washer				1210

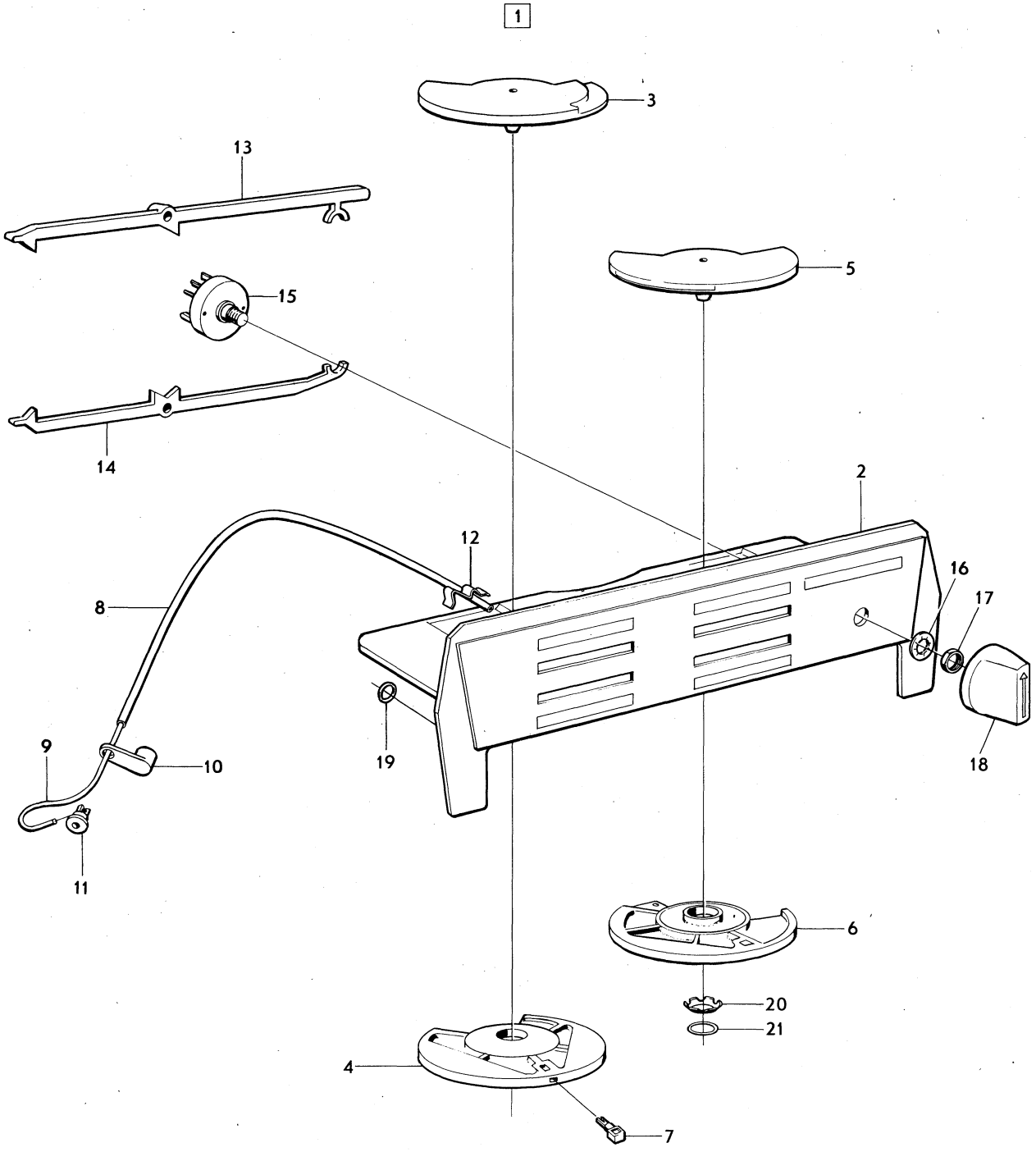

VOLVO PARTS
1 090 11049

Sida Page	Grupp Group	Värmereglage 1214025	Heater control 1214025	Illustration
26	9			12073 1980–04

	Pos. Fig.	Antal/Quantity				Artikel nr Part No	Benämning	Description	Sats Kit	B P S R	Anmärkning Notes	
	1	1	–	–	–	1214025-7	Värmereglage	Heater control				1010
	2	1	–	–	–	685397-2	.Panel	.Panel				1020
	3	1	–	–	–	1210203-4	.Konsol	.Bracket				1030
x	4	2	–	–	–	948218-3	.Clips	.Clip		3	(943521)	1040
	5	1	–	–	–	686969-7	.Omkopplare	.Switch				1050
	6	1	–	–	–	1212560-5	.Ljusledare	.Light ramp				1060
	7	1	–	–	–	1211910-3	.Anslutningsdon	.Joint				1070
	8	150	–	–	–	943999-3	.Slang	.Hose			TID UTF	1080
	9	350	–	–	–	943999-3	.Slang	.Hose				1090
	10	350	–	–	–	943999-3	.Slang	.Hose				1100
	11	350	–	–	–	943999-3	.Slang	.Hose			TID UTF	[illegible]
	12	350	–	–	–	943999-3	.Slang	.Hose				[illegible]
	13	350	–	–	–	943999-3	.Slang	.Hose				1130
	14	350	–	–	–	943999-3	.Slang	.Hose				1140
	15	3	–	–	–	1210204-2	.T–rör	.T–piping				1150
	16	4	–	–	–	1211596-0	.Nippel	.Nipple			TID UTF	1160
	17	2	–	–	–	940109-2	.Låsring	.Lock washer			TID UTF	[illegible]
	18	2	–	–	–	1212859-1	.Mutter	.Nut			TID UTF	[illegible]
	19	2	–	–	–	1212693-4	.Knopp	.Button			TID UTF	1190
	20	1	–	–	–	684345-2	.Ventil	.Valve			TID UTF	1200
	21	1	–	–	–	1211948-3	.Bussning	.Bushing			TID UTF	1210
	22	1	–	–	–	1215164-3	.Plugg	.Plug			SEN UTF	1220

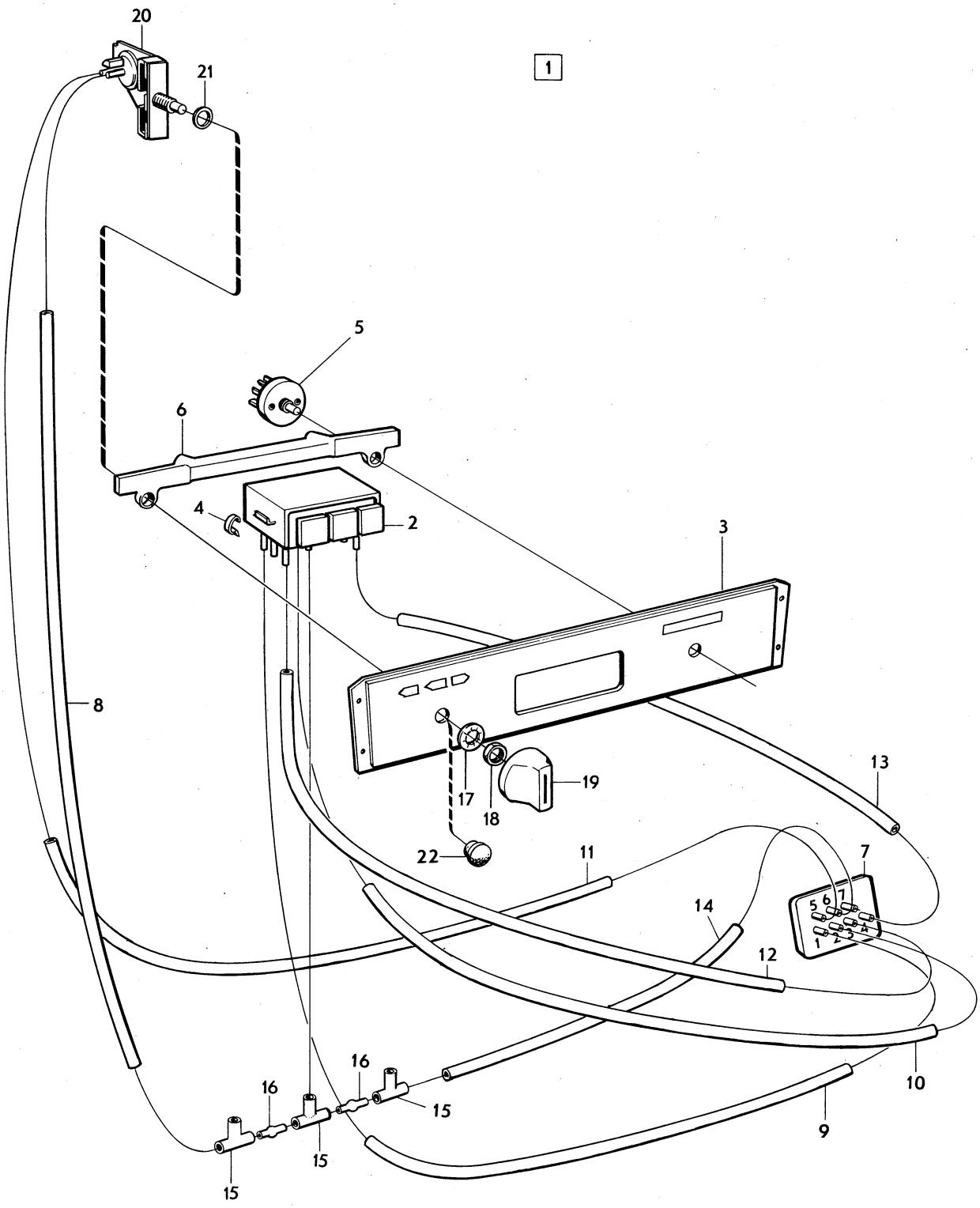

VOLVO PARTS
1 090 12073

Sida Page	Grupp Group	Luftkonditionering MCOMBU	Air conditioning MCOMBU	Illustration 13371 1980–04	0350
28	9				

Pos. Fig.	Antal/Quantity 282 587	282 665			Artikel nr Part No	Benämning	Description	Sats Kit	B P S R	Anmärkning Notes	
1	1	–	–	–	282587-5	Luftkonditioneringsats	Air conditioning kit		8	142 CH –393949	1010
										144 CH–427999	1020
										145 CH–210049	1030
	–	1	–	–	282665-9	Luftkonditioneringsats	Air conditioning kit			142 CH 393950–	1040
										144 CH 428000–	1050
										145 CH 210050–	1060
2	1	1	–	–	684321-3	.Kompressor	.Compressor		1	ERS AV 1 ST 1235124–3,	1070
										1 ST 687455–6,	1080
										1 ST 687456–4	1085
	–	–	–	–		.Det se sida 34, 4-B11	.Comps page 34, 4-B11				1086
x 3	1	1	–	–	1259281-2	.Koppling	.Connection		5	(684322)	109[illegible]
4	1	1	–	–	944023-1	..Skruv	..Screw				11[illegible]
5	1	1	–	–	191169-2	..Bricka	..Washer				1110
6	4	4	–	–	943159-4	..Skruv	..Screw				1120
7	1	1	–	–	1215391-2	.Torkare	.Reciever–drier				1130
8	1	–	–	–	688162-7	.Konsol	.Bracket				1150
8a	–	1	–	–	1215142-9	.Konsol	.Bracket			ERS AV 1 ST 688162–7	116[illegible]
9	1	–	–	–	688227-8	.Klammer	.Clamp				11[illegible]
9a	–	1	–	–	1215140-3	.Klammer	.Clamp			ERS AV 1 ST 688227–8	1180
10	2	–	–	–	955137-5	.Skruv	.Screw				1190
10a	–	2	–	–	943629-6	.Skruv	.Screw				1200
11	1	1	–	–	683888-2	.Kondensor	.Condensor				1210
11a	1	1	–	–	1215549-5	.Dräneringsskål	.Drain funnel			142 CH –446580	1212
										144 CH –500799	1213
										145 CH –255830	1214
11b	1	1	–	–	952959-5	.Slang	.Hose			142 CH –446580	1215
										144 CH –500799	1216
										145 CH –255830	1217
12	1	–	–	–	1213074-6	.Slang	.Hose				1220
12a	–	1	–	–	1215115-5	.Slang	.Hose				1230
13	1	–	–	–	684326-2	.Slang	.Hose				1240
13a	–	1	–	–	1213076-1	.Slang	.Hose				1250
14	1	–	–	–	1213075-3	.Slang	.Hose				1260
14a	–	1	–	–	1213077-9	.Slang	.Hose				1270
15	1	1	–	–	684328-8	.Slang	.Hose				1280
16	1	1	–	–	683881-7	.Konsol, H	.Bracket, R				1290
17	1	1	–	–	683882-5	.Konsol, V	.Bracket, L				1300
18	1	1	–	–	683883-3	.Konsol, V	.Bracket, L				131[illegible]
19	1	1	–	–	684490-6	.Konsol, H	.Bracket, R				13[illegible]
20	8	9	–	–	955138-3	.Skruv	.Screw				1330
21	4	4	–	–	941739-5	.Skruv	.Screw				1340
22	4	4	–	–	960138-6	.Bricka	.Washer				1350
23	1	1	–	–	1214016-6	.Klammer	.Clamp				1360
24	1	1	–	–	952634-4	.Klammer	.Clamp				137[illegible]
25	3	1	–	–	952630-2	.Klammer	.Clamp				13[illegible]
26	1	–	–	–	952635-1	.Klammer	.Clamp				1390
27	–	1	–	–	125139-6	.Klammer	.Clamp		8		1400
28	6	–	–	–	955138-3	.Skruv	.Screw				1410
29	–	1	–	–	944209-6	.Skruv	.Screw				1420
30	–	2	–	–	943629-6	.Skruv	.Screw				1430
31	–	2	–	–	945323-4	.Mutter	.Nut				1440
32	–	1	–	–	192230-1	.Klamma	.Clamp				1450
33	1	2	–	–	714529-5	.Bandklammer	.Strip clamp		8		1460
34	2	2	–	–	686355-9	.Gummibussning	.Rubber bushing				1470
35	2	2	–	–	686356-7	.Gummibussning	.Rubber bushing				1480
36	2	2	–	–	1214817-7	.Bricka	.Washer				1490
37	1	1	–	–	1214816-9	.Bricka	.Washer				1500
38	1	1	–	–	1211942-6	.Bricka	.Washer				1510
38a	1	1	–	–	1214815-1	.Bricka	.Washer				1520
38b	1	1	–	–	1211943-4	.Bricka	.Washer				1530
39	1	1	–	–	958510-0	.Drivrem	.Drive belt			MS	1540
40	–	–	–	–		.Remskiva kmpl	.Pulley cpl			SE GRUPP 2A	1550
41	1	1	–	–	460065-6	.Konsol	.Bracket				1560

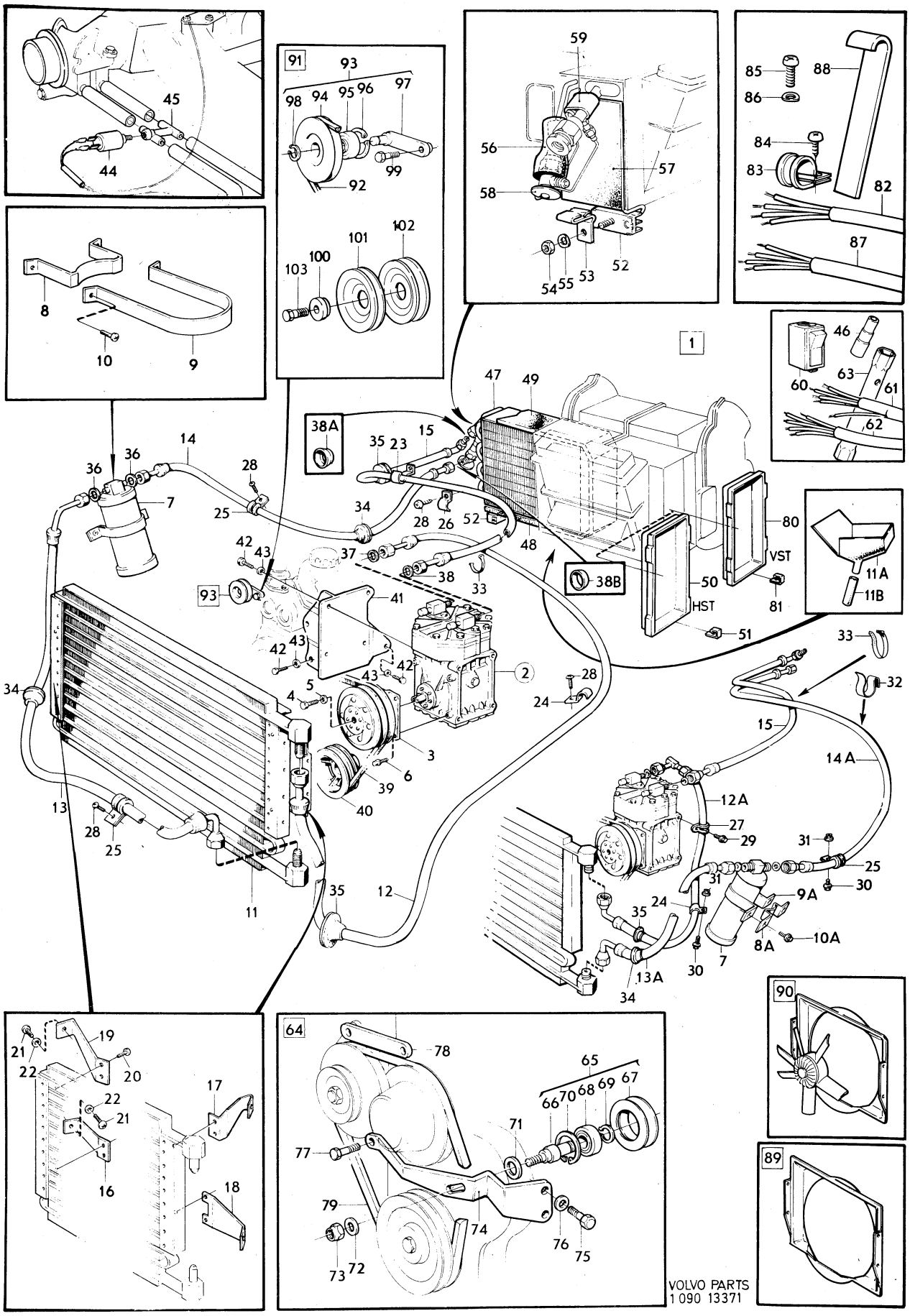

VOLVO PARTS
1 090 13371

Sida Page	Grupp Group	Luftkonditionering MCOMBU	Air conditioning MCOMBU	Illustration 13371 1980–04	0350
30	9				

Pos. Fig.	Antal/Quantity 282 587	282 665			Artikel nr Part No	Benämning	Description	Sats Kit	B P S R	Anmärkning Notes	
42	1	1	–	–	955534-3	.Skruv	.Screw			L 19	1570
	6	6	–	–	940114-2	.Skruv	.Screw			L 22	1580
43	7	7	–	–	960148-5	.Bricka	.Washer				1590
x 44	1	1	–	–	1266026-2	.Magnetventil	.Magnet valve		2	(460532)	1600
45	1	1	–	–	460161-3	.Hus	.Housing			B20E, F	2010
46	1	1	–	–	241850-7	.Kabelsko	.Cable terminal				2020
47	1	1	–	–	686716-2	.Evaporator	.Evaporator				2030
48	1	1	–	–		.Packning	.Gasket		8		2040
49	1	1	–	–	1215736-8	.Packning	.Gasket		5		2050
50	1	1	–	–	1210309-9	.Lock	.Cover				2060
51	2	2	–	–	1211604-2	.Clip	.Clip				2070
x 52	1	1	–	–	1215683-2	.Termostat	.Thermostate		5	(684870)	[illegible]
53	1	1	–	–	684565-5	.Klammer	.Clamp				2090
54	1	1	–	–	1214057-0	.Mutter	.Nut				2100
55	1	–	–	–	941908-6	.Fjädrande bricka	.Resilient washer				2110
	–	1	–	–	120164-9	.Fjädrande bricka	.Resilient washer				2120
56	1100	1100	–	–	591235-7	.Isolering	.Insulation		5		2130
57	2	2	–	–		.Isolering	.Insulation		8		2[illegible]
58	1	1	–	–	683897-3	.Ventil	.Valve				2150
59	1	1	–	–	684281-9	.Klamma	.Clamp				2160
x 60	1	1	–	–	1235092-2	.Strömställare	.Switch		2	(1212706)	2170
61	1	1	–	–		.Ledningsmatta	.Cable harnes		8		2180
62	1	1	–	–		.Ledningsmatta	.Cable harnes		8		2190
63	1	1	–	–	688902-6	.Tändstiftsnyckel	.Spark plug spanner				2200
	–	1	–	–	1207317-7	.Plastkitt	.Plastic putty			0,1 KG	2210
	–	–	–	–							2220
	–	–	–	–							2230
64	1	–	–	–	282588-3	Kompletteringssats	Supplementary kit,		8	HST	2240
65	1	–	–	–		.Spännrulle	.Tension pulley		8		2250
66	1	–	–	–	460476-5	..Axeltapp	..Pin				2260
67	1	–	–	–	460475-7	..Remskiva	..Pulley				2270
68	1	–	–	–	181874-9	..Lager	..Bearing				2280
69	1	–	–	–	914446-0	..Låsring	..Circlip				2290
70	1	–	–	–	951087-6	..Låsring	..Circlip				2300
71	1	–	–	–	955899-0	.Bricka	.Washer				2310
72	1	–	–	–	940097-9	.Bricka	.Washer				2320
73	1	–	–	–	950354-1	.Mutter	.Nut				2330
74	1	–	–	–	460479-9	.Konsol	.Bracket				2340
75	2	–	–	–	940114-2	.Skruv	.Screw				2[illegible]
76	2	–	–	–	940097-9	.Bricka	.Washer				2360
77	1	–	–	–	955566-5	.Skruv	.Screw				2370
78	1	–	–	–	460474-0	.Konsol	.Bracket				2380
79	1	–	–	–	460481-5	.Drivrem	.Drive belt				2390
80	1	–	–	–	1210227-3	.Lock	.Cover				2400
81	4	–	–	–	1211604-2	.Clip	.Clip				2[illegible]
82	1	–	–	–		.Ledningsmatta	.Cable harnes		8		2420
83	1	–	–	–	952626-0	.Klamma	.Clamp				2430
84	1	–	–	–	955137-5	.Skruv	.Screw				2440
85	1	–	–	–	956090-5	.Skruv	.Screw				2450
86	1	–	–	–	941906-0	.Fjädrande bricka	.Resilient washer				2460
87	1	–	–	–		.Ledningsmatta	.Cable harnes		8		2470
88	1	–	–	–	460486-4	.Verktyg	.Tool				2480
89	1	–	–	–	282596-6	Kompletteringssats,	Supplementary kit,		8		3010
						fläktkåpa	fan shroud				3020
	–	–	–	–		.Det se grupp 2b	.Comps see group 2b				3030
90	1	–	–	–	282589-1	Kompletteringssats,	Supplementary kit,			16)	3040
						slirfläkt, fläktkåpa	friction fan, shroud				3050
	–	–	–	–		.Det se grupp 2b	.Comps see group 2b				3060

16. ERS AV 1 ST 460531–7, 4 ST 956568–0, 4 ST 941907–8, 1 ST 1266789–5,1 ST 1266788–7, 4 ST 956557–2, 4 ST 941906–0, 4 ST 955825–5, 1 ST 460530–9, 1 ST 687131–3, 4 ST 955127–6, 4 ST 960137–8, 1 ST 945698–9.

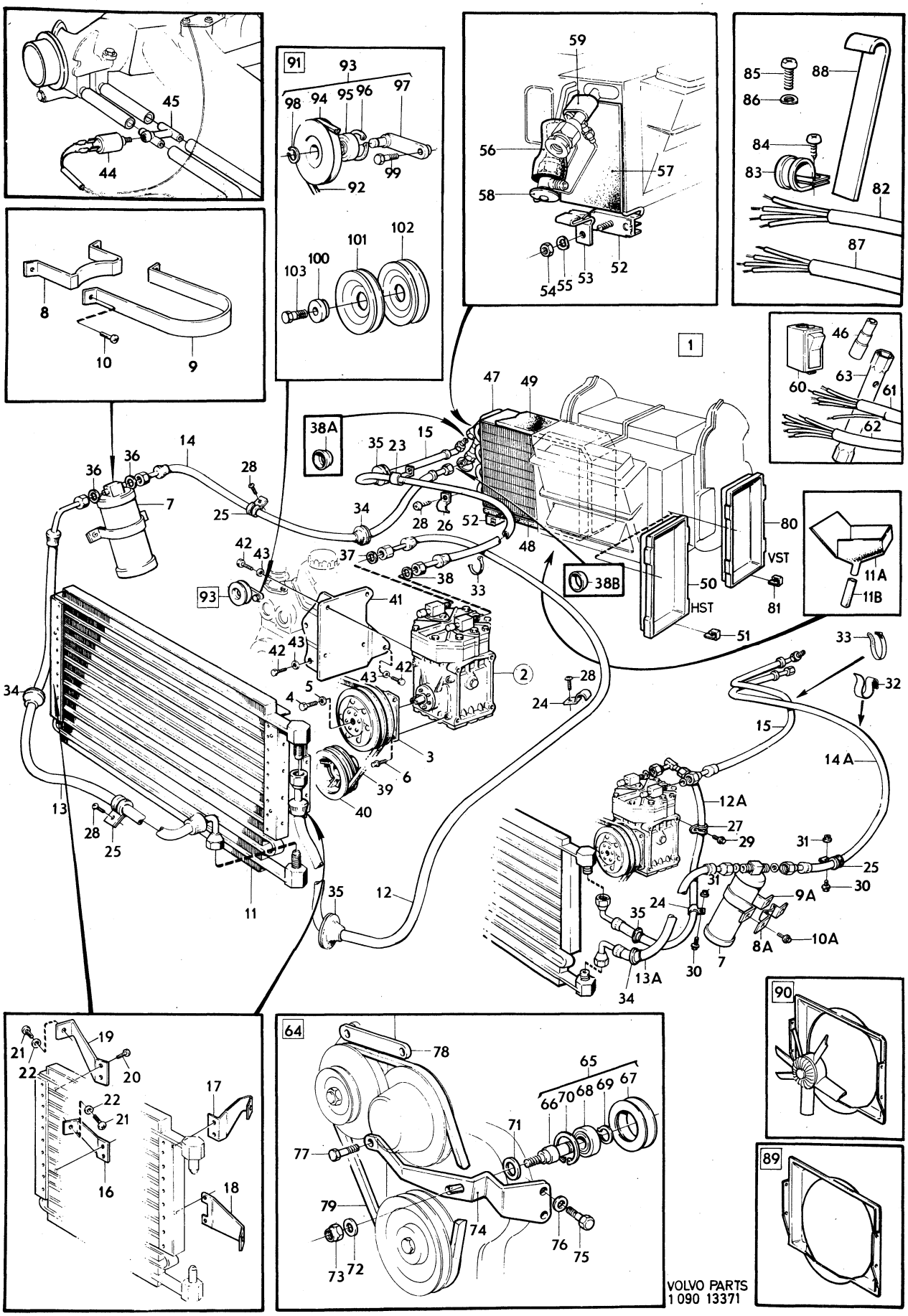

VOLVO PARTS
1 090 13371

Sida Page	Grupp Group	Luftkonditionering	Air conditioning	Illustration	0350
32	9	MCOMBU	MCOMBU	13371 1980–04	

Pos. Fig.	Antal/Quantity 282 587	282 665			Artikel nr Part No	Benämning	Description	Sats Kit	B P S R	Anmärkning Notes	
91	1	–	–	–	282602-2	Kompletteringssats	Supplementary kit		8	US	3070
92	1	–	–	–	958504-3	.Kilrem	.Drive belt				3080
93	1	–	–	–	460081-3	.Spännrulle	.Tension pulley				3090
94	1	–	–	–	460077-1	..Remskiva	..Pulley				3100
95	1	–	–	–	181393-0	..Lager	..Bearing				3110
96	2	–	–	–	914526-9	..Spårring	..Circlip				3120
97	1	–	–	–	460079-7	..Hävarm	..Lever				3130
98	1	–	–	–	914454-4	..Spårring	..Circlip				3140
99	1	–	–	–	956601-9	.Skruv	.Screw				3150
100	1	–	–	–	460327-0	.Bricka	.Washer				3160
101	1	–	–	–	460328-8	.Remskiva	.Pulley				3[illegible]
102	1	–	–	–	460329-6	.Remskiva	.Pulley				3[illegible]
103	1	–	–	–	962913-0	.Skruv	.Screw				3190
	–	–	–	–	1207356-5	Kylmedium	Cooling agent			0.45 KG	3200
	–	–	–	–	1207357-3	Påfyllningsnippel	Filling nipple				3210

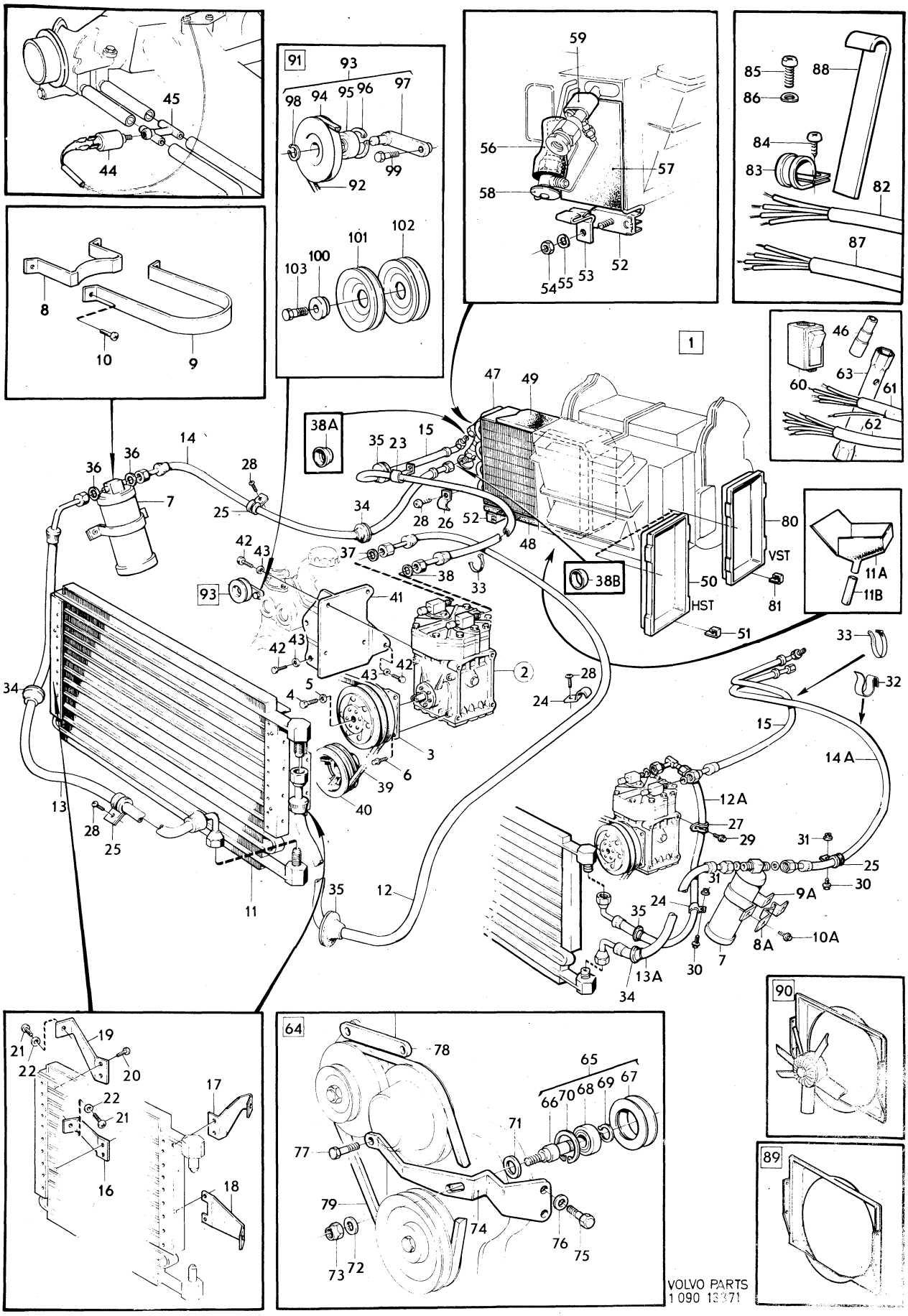

VOLVO PARTS
1 090 13371

Sida Page	Grupp Group	Kompressor, 684321, 1215012	Compressor, 684321, 1215012	Illustration 13522 1980–04	0400
34	9				

Pos. Fig.	Antal/Quantity 684 321	1215 012			Artikel nr Part No	Benämning	Description	Sats Kit	B P S R	Anmärkning Notes	
1	1	–	–	–	684321-3	Kompressor	Compressor		1	ERS AV 1 ST 1235124–3,	0020
										1 ST 687455–6,	0021
										1 ST 687456–4	0022
	–	1	–	–	1215012-4	Kompressor	Compressor		5	ERS AV 1 ST 1235124–3.	0040
2	1	1	–	–		.Vevhus	.Crankcace		8		0060
3	1	1	–	–	1207318-5	.Kullager, främre	.Ball bearing, front				0080
4	1	1	–	–	688708-7	.Kullager, bakre	.Ball bearing, rear				0100
5	1	1	–	–	688709-5	.Lagerhus	.Rear bearing housing		8		0120
6	1	1	–	–	1207319-3	.Vevaxel	.Crankshaft				0140
7	1	1	–	–	688711-1	.Kil	.Key				0160
8	2	2	–	–	1207320-1	.Kolv med vevstake	.Piston and connection rod assy				[illegible] 0200
9	1	1	–	–	1207321-9	.Lock med tätning	.Seal assy				0220
10	1	1	–	–	688714-5	..Packning	..Quard ring				0240
11	6	6	–	–		.Skruv	.Screw		8		0260
12	2	2	–	–	688716-0	.Propp	.Oil fill plug				0280
13	2	2	–	–	688717-8	.O–ring	.O–ring	S			[illegible]
14	1	1	–	–	688718-6	.Ventilplatta	.Valve plate assy				[illegible]
15	1	1	–	–	688719-4	..Packning	..Gasket	S			0340
16	1	1	–	–	688720-2	..Packning	..Gasket	S			0360
17	2	2	–	–	688721-0	.Styrpinne	.Dowel pin		8		0380
18	1	1	–	–	688722-8	.Lock, undre	.Base plate				0400
19	1	1	–	–	688723-6	.Packning	.Gasket	S			0420
20	14	14	–	–	688715-2	.Skruv	.Screw				0440
21	1	1	–	–	688724-4	.Cylinderlock	.Cylinder head assy				0460
	1	1	–	–	688719-4	..Packning	..Gasket	S		SE POS 15.	0480
	1	1	–	–	688720-2	..Packning	..Gasket	S		SE POS 16.	0500
22	8	8	–	–	688725-1	.Skruv	.Screw				0520
23	1	–	–	–	687455-6	.Ventil, kmpl	.Fitting, cpl				0540
24	1	–	–	–	687456-4	.Ventil, kmpl	.Fitting, cpl				0560
	–	1	–	–	1215013-2	.Ventil	.Fitting		5		0580
	–	1	–	–	1215014-0	.Ventil	.Fitting		5		0600
25	–	1	–	–	1215458-9	..Ventil	..Fitting		5		0620
26	–	1	–	–	1215459-7	..Hatt	..Seal cap		5		0640
27	4	4	–	–	688726-9	.Skruv	.Screw				0660
28	–	–	–	–		.Packning	.Gasket	S			0680
29	–	–	–	–		.O–ring	.O–ring	S			0700
	1	1	–	–	273229-5	Packningssats	Gasket kit				[illegible]

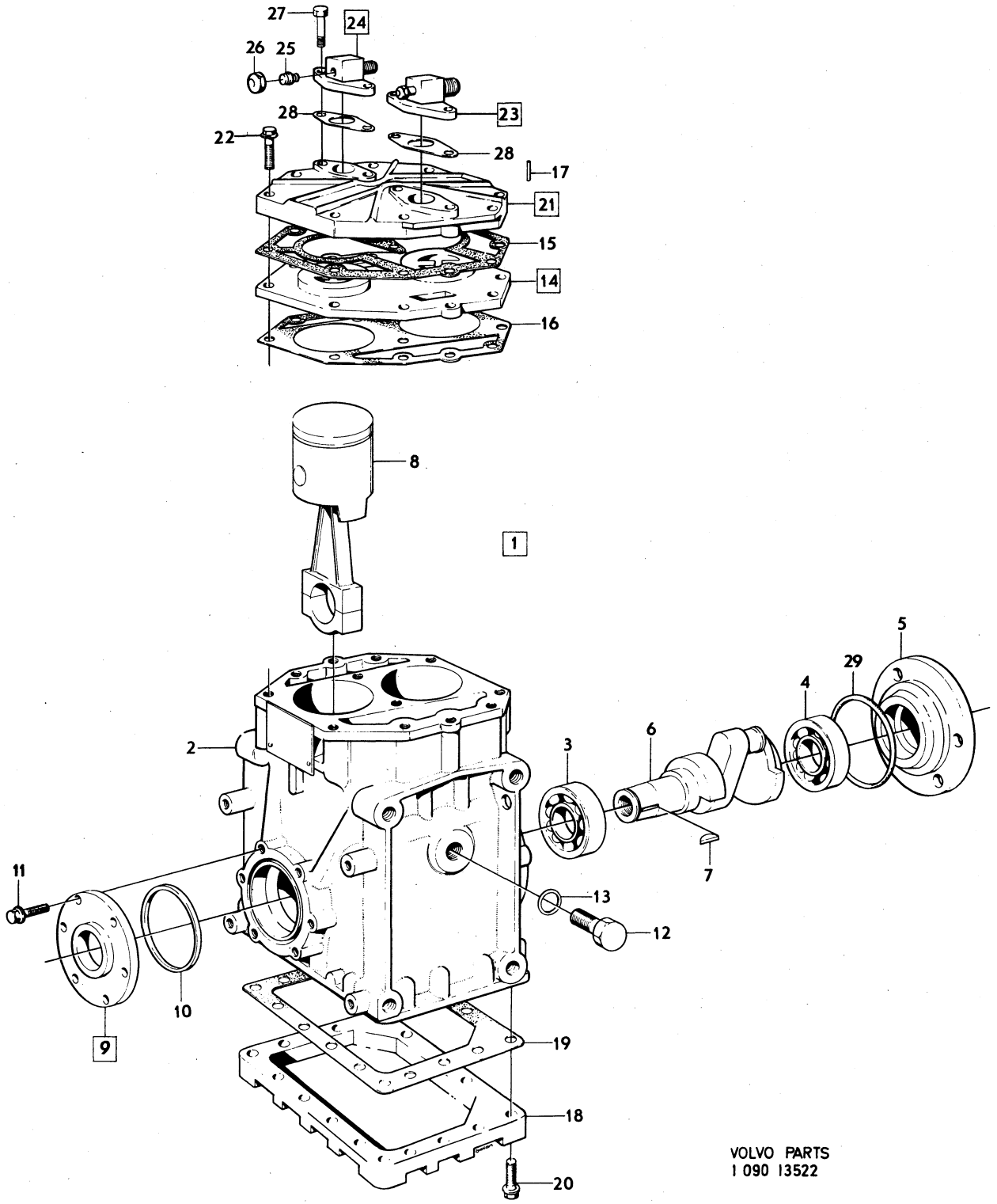

VOLVO PARTS
1 090 13522

Sida Page	Grupp Group	Luftutsläpp	Air outlet	Illustration	0450
36	9			11026 1980–04	

Pos. Fig.	Antal/Quantity 142	144	145		Artikel nr Part No	Benämning	Description	Sats Kit	B P S R	Anmärkning Notes	
1	1	1	–	–	1214180-0	Backventil, kmpl	Check valve, cpl				1010
2	2	2	–	–		.Backventil	.Check valve		8		1020
3	1	1	–	–		.Hållare	.Retainer		8		1030
4	2	2	–	–	955138-3	Skruv	Screw				1035
5	2	2	–	–	943519-9	Slang	Hose				1040
6	2	2	–	–	943472-1	Slangklamma	Hose clip		1		1050
7	1	1	–	–	686450-8	Stänkskydd	Splash plate				1060
8	3	3	–	–	960138-6	Bricka	Washer				1070
9	3	3	–	–	955138-3	Skruv	Screw				1080
10	–	–	1	–	683933-6	Luftutsläpp	Air outlet				1090
11	–	–	1	–	684644-8	.Packning	.Gasket				[illegible]
12	–	–	5	–	944534-7	Skruv	Screw				[illegible]
13	–	–	1	–	684552-3	Galler	Grille				1120
14	–	–	1	–	686103-3	Galler	Grille				1130
15	–	–	2	–	92397-9	Spärrbricka	Catch washer				1140

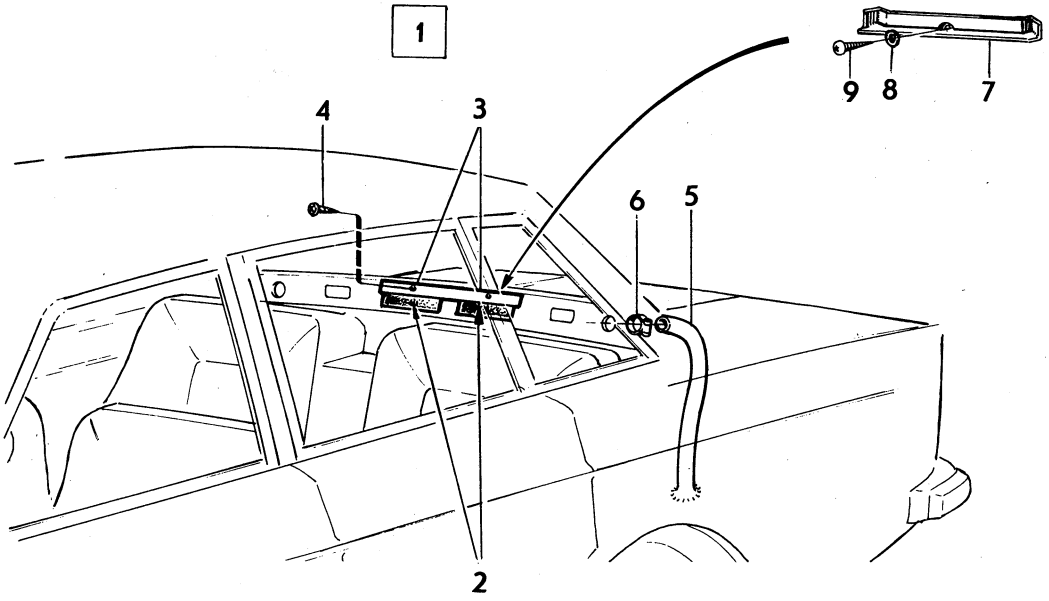

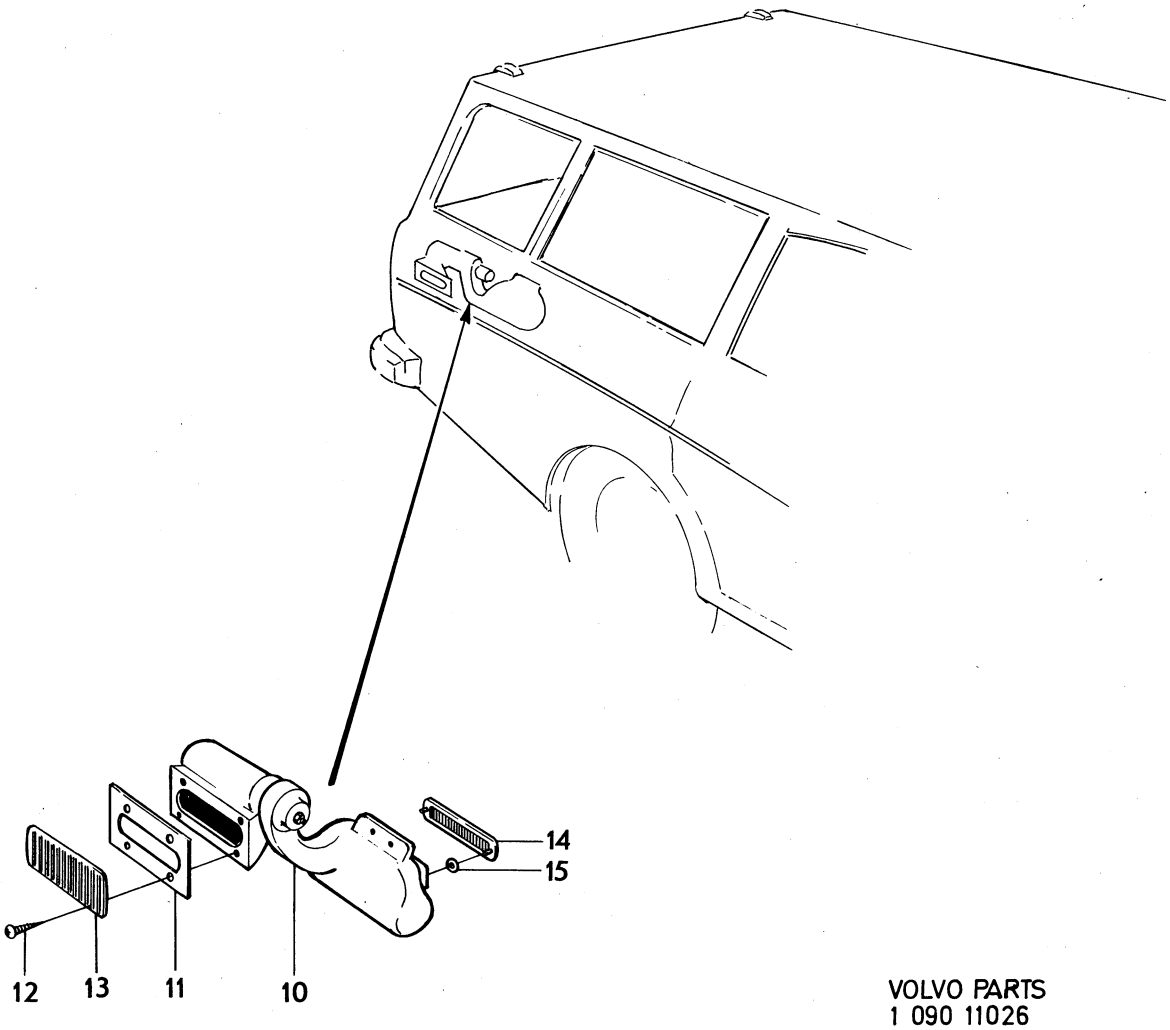

VOLVO PARTS
1 090 11026

Sida Page	Grupp Group	Verktyg	Tools	Illustration
38	9			12918 1980–04

Pos. Fig.	Antal/Quantity				Artikel nr Part No	Benämning	Description	Sats Kit	B P S R	Anmärkning Notes	
1	1	–	–	–	755-9	Skiftnyckel	Adjustable spanner				1010
2	1	–	–	–	962032-9	Tång	Plier			(754)	1020
3	1	–	–	–	210144-2	Fast nyckel	Open end wrench			8) 7/16–1/2	1030
	1	–	–	–	962067-5	Fast nyckel	Open end wrench			8) 9/16–1/2	1040
4	1	–	–	–	210091-5	Skruvmejsel	Screwdriver			ERS AV 1 ST 963929	1050
5	1	–	–	–	962182-2	Skruvmejsel	Screwdriver			ERS AV 1 ST 963929	1060
5a	1	–	–	–	963929-5	Kombinationsskruvmejsel	Combination screwdriver		3		1065
6	1	–	–	–	210107-9	Hylsnyckel	Box spanner			8)	1070
	1	–	–	–	688902-6	Hylsnyckel	Bok spanner			1)	1080
7	1	–	–	–	1210305-7	Hävarm	Lever			8)	1090
8	1	–	–	–	210082-4	Hävarm	Lever			TID UTF.	100
										SEN UTF GRAND LUXE	1105
8a	1	–	–	–	688931-5	Hävarm	Lever			SEN UTF	1110
										DE LUXE USA, CAN	1111
x 9	1	–	–	–	1255608-0	Domkraft	Jack		3	ERS AV 1 ST 1255610–6,	1120
										1 ST 1255627–0	1125
x 10	1	–	–	–	1228668-8	Verktygsfodral	Tool case		3	8)	130
										(670916)	1135
11	1	–	–	–	679471-3	Domkraftsfodral	Jack case		8		1140

1. Med luftkonditionering, tändstift nr 1. Air conditioning, sparking plug No.1. Climatisation–air, bougie No.1. Klimaanlage, Zündkerze Nr.1. Aire acondicionada, buji NO.1.
8. Tid utf. Sen utf De luxe USA, CAN, Grand Luxe, Bas, Express, Varu.

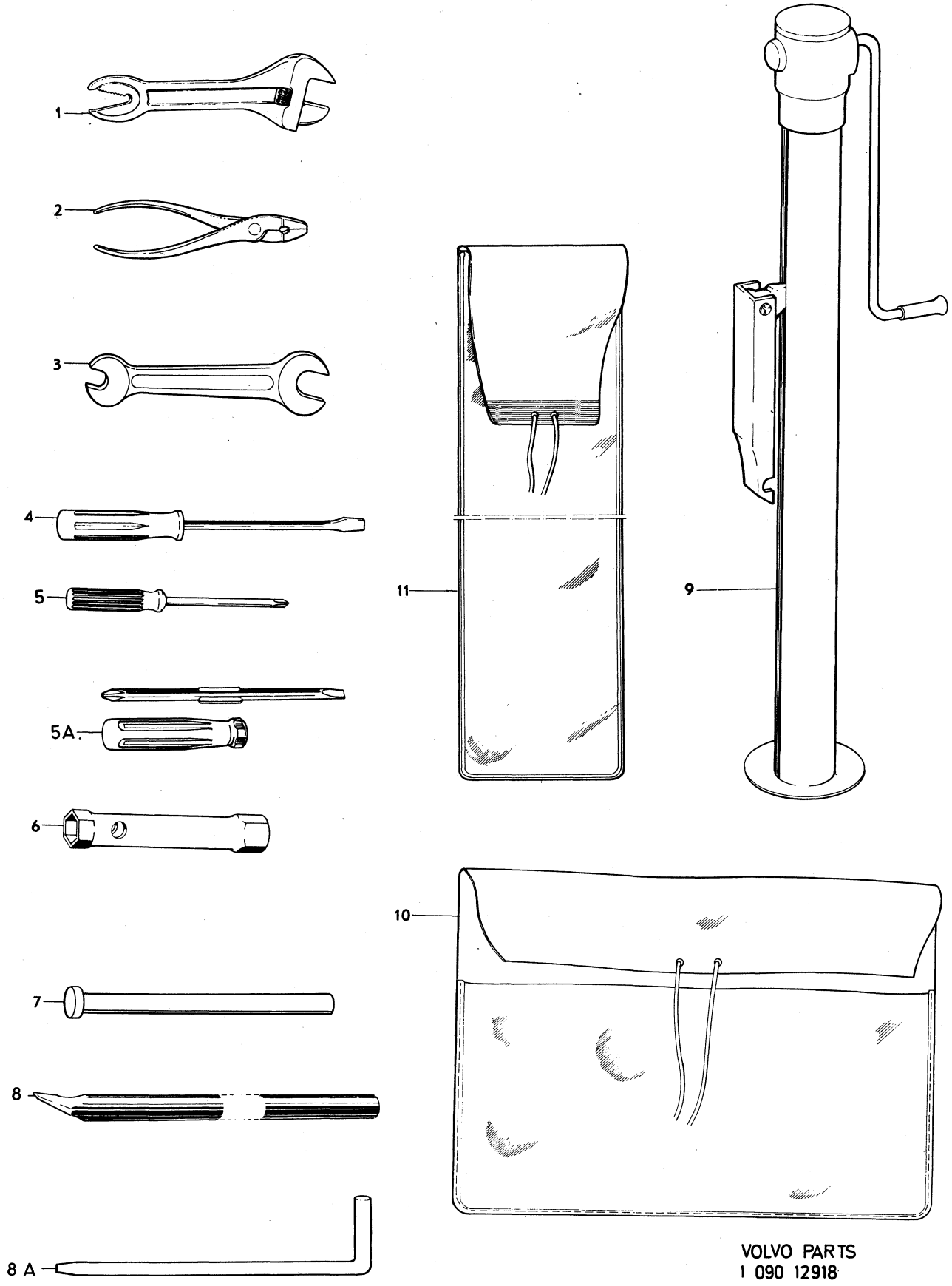

VOLVO PARTS
1 090 12918

Sida Page	Grupp Group	Säkerhetsbälte, framstolar SBMR	Safety belts, front seats SBMR	Illustration 13476 1980–04	0550
40	9				

	Pos. Fig.	Antal/Quantity 142	144 145			Artikel nr Part No	Benämning	Description	Sats Kit	B P S R	Anmärkning Notes	
x	1	2	2	–	–	1224850-6	Säkerhetsbälte	Safety belt		2	SWEDEN, NORWAY,	0020
											DENMARK, FINLAND	0040
											(1207873)	0041
		2	2	–	–	1221034-0	Säkerhetsbälte	Safety belt		5	10) AUSTRALIA	0060
											ERS AV 2 ST 1210534–2,	0061
											1 ST 1221073–8	0062
		2	2	–	–	1210534-2	Säkerhetsbälte	Safety belt			11) AUSTRALIA	0080
		2	2	–	–	1224191-5	Säkerhetsbälte	Safety belt		3	FRANCE	0100
											(1224290)	0101
		2	2	–	–	1210534-2	Säkerhetsbälte	Safety belt			12) USA, CAN	0120
		2	2	–	–	1207897-8	Säkerhetsbälte	Safety belt			9) USA, CAN	[illegible]40
		2	2	–	–	686392-2	Säkerhetsbälte	Safety belt			10, 17)	[illegible]60
											EXCL SWEDEN,	0161
											NORWAY, DENMARK,	0180
											FINLAND, FRANCE,	0200
											AUSTRALIA, USA, CAN.	0220
		2	2	–	–	1224191-5	Säkerhetsbälte	Safety belt		3	11) EXCL SWEDEN,	[illegible]40
											NORWAY, DENMARK,	[illegible]80
											FINLAND, FRANCE,	0280
											AUSTRALIA, USA, CAN.	0300
	2	2	–	–	–	943394-7	Skruv	Screw			ALT 1. L 25.	0320
		2	–	–	–	1221304-7	Flänsskruv	Flanged bolt			ALT 2. L 26,5.	0340
		–	2	–	–	943395-4	Skruv, helgängad	Screw fully threaded			ALT 1	0360
		–	2	–	–	1204775-9	Flänsskruv,	Flanged bolt,			ALT 2	0380
							gänglängd 23 MM	thread length 23 MM				0400
	3	2	2	–	–	682437-9	Distansrör	Spacer tube				0420
	4	2	2	–	–	955896-6	Bricka	Washer				0440
	5	4	4	–	–	672075-9	Bussning	Bushing				0460
	6	2	2	–	–	1221010-0	Bussning	Bushing				0480
	7	2	2	–	–	944633-7	Bricka	Washer				0500
	8	2	–	–	–	943395-4	Skruv helgängad	Screw fully threaded			ALT 1	0520
		2	–	–	–	1204775-9	Flänsskruv,	Flanged bolt,			ALT 2	0540
							gänglängd 23 MM	thread length 23 MM				0560
	9	2	–	–	–	944633-7	Bricka	Washer				0580
	10	2	–	–	–	673937-9	Distansrör	Spacer tube			EXCL SM	0600
	11	2	–	–	–	671886-0	Fjäder	Spring			EXCL SM	0620
	12	2	–	–	–	672075-9	Bussning	Bushing			EXCL SM	0640
	13	2	–	–	–	950385-5	Mutter	Nut				[illegible]60
	14	2	–	–	–	682547-5	Distansrör	Spacer tube				[illegible]80
		–	2	–	–	672818-2	Distansrör	Spacer tube			ALT 1. L 7,5.	0700
		–	2	–	–	682437-9	Distansrör	Spacer tube			ALT 2. L 9.	0720
	15	2	2	–	–	1221010-0	Bussning	Bushing				0740
	16	2	–	–	–	950385-5	Mutter	Nut				0760
		–	2	–	–	940153-0	Mutter	Nut				[illegible]780
	17	2	–	–	–	955689-5	Skruv	Screw			ALT 1. L 19.	[illegible]00
		2	–	–	–	955692-9	Skruv	Screw			ALT 2. L 32.	0820
		–	2	–	–	955692-9	Skruv	Screw			ALT 1. L 32.	0840
		–	2	–	–	955694-5	Skruv	Screw			ALT 2. L 45.	0860
	18	2	2	–	–	1210846-0	Lock	Cover				0880
	19	2	2	–	–	1221210-6	Styrplatta	Guide				0900
	20	2	2	–	–	1210999-7	Kåpa	Cover			(676126)	0920
	21	8	8	–	–	955524-4	Skruv	Screw				0940
	22	8	8	–	–	955921-2	Fjäderbricka	Spring washer				0960

9. 142ch 393950–, 144ch 428000–, 145ch 210050–.
10. 142 EXCL VENV CH –426689, 144 EXCL VENV c H –470775, 145 EXCL VENV CH –235503. 142 VENV CH –421157, 144 VENV CH –462704, 145 VENV CH –231464.
11. 142 EXCL VENV CH 426690–, 144 EXCL VENV CH 470776–, 145 EXCL VENV CH 235504–. 142 VENV CH 421158–, 144 VENV CH 462705–, 145 VENV CH 231465–.
12. 142 CH –393949, 144 CH –427999, 145 CH –210049.
17. 142 ERS AV 1 ST 1264094–2, 1 ST 1210572–2, 1 ST 1224704–5, 1 ST 955692–9, 1 ST 950385–5, 144, 145 ERS 1264094–2, 1 ST 1210572–2, 1 ST 1224704–5,1 ST 955692–9, 1 ST 940153–0

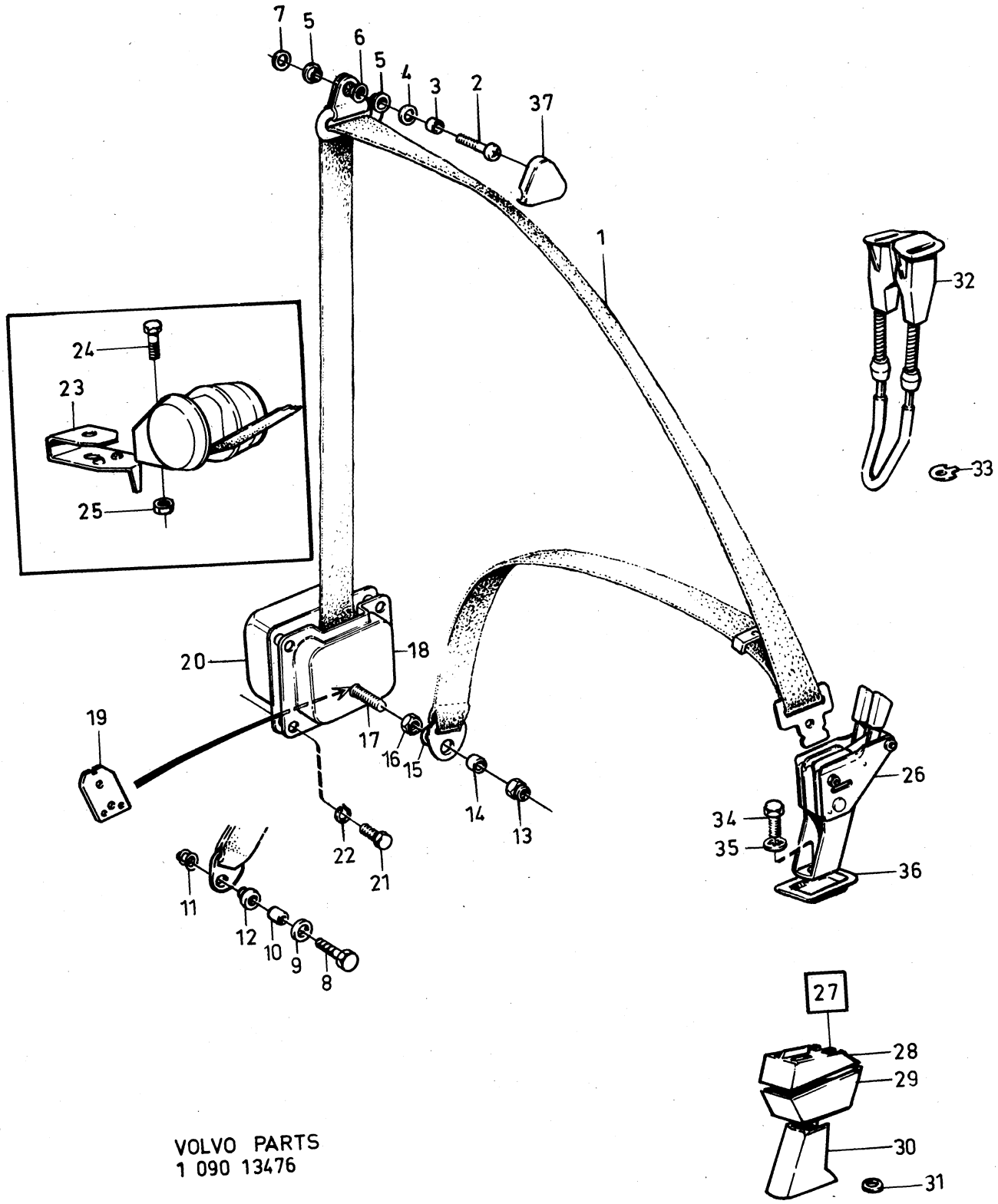

VOLVO PARTS
1 090 13476

Sida Page	Grupp Group	Säkerhetsbälte, framstolar SBMR	Safety belts, front seats SBMR	Illustration	0550
42	9			13476 1980–04	

	Pos. Fig.	Antal/Quantity 142	144 145			Artikel nr Part No	Benämning	Description	Sats Kit	B P S R	Anmärkning Notes	
x	23	2	2	–	–	1224704-5	Styrplatta	Guide		3	142 SM CH 399041–	0980
											144 SM CH 434420–	1000
											145 SM CH 213904–	1020
											(1210570)	1021
	24	2	2	–	–	955694-5	Skruv	Screw			142 SM CH 399041–	1040
											144 SM CH 434420–	1060
											145 SM CH 213904–	1080
	25	2	2	–	–	940153-0	Mutter	Nut			142 SM CH 399041–	1100
											144 SM CH 434420–	1120
											145 SM CH 213904–	1140
	26	1	1	–	–	673053-5	Saxlås	Catch			ALT 1. EXCL USA, CAN.	1200
	27	1	1	–	–	1210748-8	Lås	Catch			ALT 2. EXCL USA, CAN.	1240
	28	1	1	–	–	1210741-3	.Kåpa, övre	.Cover, upper				1260
	29	1	1	–	–	1210742-1	.Kåpa, nedre	.Cover, lower				1280
	30	1	1	–	–	1221218-9	Kåpa	Cover			EXCL USA, CAN	1300
	31	1	1	–	–	944161-9	Bricka	Washer			EXCL USA, CAN	1320
	32	1	1	–	–	1221073-8	Lås	Catch			142 USA, CAN CH –393949	1340
											144 USA, CAN CH –427999	1360
											145 USA, CAN CH –210049	1380
											AUSTRALIA LATE PROD.	1400
		1	1	–	–	1207821-8	Lås	Catch			142 USA, CAN	1420
											CH 393950–.	1440
											144 USA, CAN	1460
											CH 428000–.	1480
											145 USA, CAN	1500
											CH 210050–.	1520
	33	1	1	–	–	1210715-7	Bricka	Washer				1540
	34	1	1	–	–	955692-9	Skruv	Screw				1560
	35	1	1	–	–	940147-2	Låsbricka	Lock washer				1580
	36	1	1	–	–	683751-2	Täckplåt	Cover plate				1600
	37	2	2	–	–	681533-6	Kåpa	Cover				1620

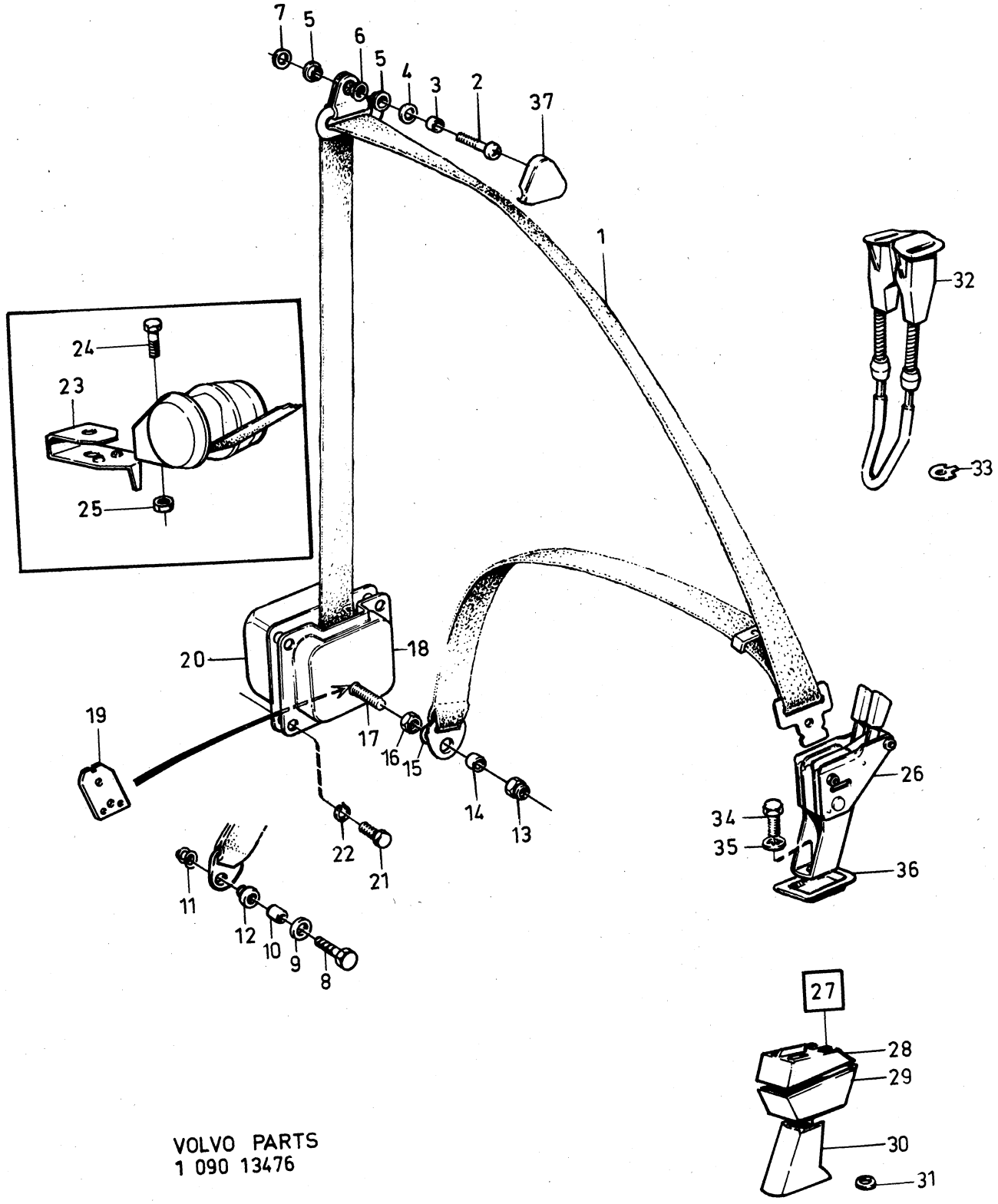

VOLVO PARTS
1 090 13476

Sida Page	Grupp Group	Säkerhetsbälte, framstolar SBUR	Safety belts, front seats SBUR	Illustration 13475 1980–04	0575
44	9				

Pos. Fig.	Antal/Quantity 142	144 145			Artikel nr Part No	Benämning	Description	Sats Kit	B P S R	Anmärkning Notes	
1	2	–	–	–	1210752-0	Säkerhetsbälte	Safety belt			EXCL FRANCE, BELGIUM,	0020
										GERMANY, AUSTRIA	0040
										SWITZERLAND, ITALY,	0060
										NETHERLANDS	0080
	–	2	–	–	1210753-8	Säkerhetsbälte	Safety belt			EXCL FRANCE, BELGIUM,	0100
										GERMANY, AUSTRIA	0120
										SWITZERLAND, ITALY,	0140
										NETHERLANDS	0160
	2	–	–	–	1210744-7	Säkerhetsbälte	Safety belt			FRANCE, BELGIUM,	0180
										GERMANY, AUSTRIA	0200
										SWITZERLAND, ITALY,	0220
										NETHERLANDS	0240
	–	2	–	–	1210745-4	Säkerhetsbälte	Safety belt			FRANCE, BELGIUM,	0260
										GERMANY, AUSTRIA	0280
										SWITZERLAND, ITALY,	0300
										NETHERLANDS	0320
x 2	–	2	–	–	681438-8	Säkerhetsbälte	Safety belt			HS SPEC UTF 5958	0340
	–	–	–	–						(688837)	0341
3	2	–	–	–	943394-7	Skruv	Screw			ALT 1. L 25.	0365
	2	–	–	–	1221304-7	Flänsskruv	Flanged bolt			ALT 2. L 26,5.	0380
	–	2	–	–	943395-4	Skruv, helgängad	Screw, fully threaded			ALT 1	0385
	–	2	–	–	1204775-9	Flänsskruv,	Flanged bolt,			ALT 2.	0387
						gänglängd 23 MM	thread length 23 MM				0388
4	2	2	–	–	672818-2	Distansrör	Spacer tube				0400
5	4	4	–	–	672075-9	Bussning	Bushing				0420
6	2	2	–	–	942357-5	Bricka	Washer				0440
7	2	–	–	–	942356-7	Bricka	Washer				0460
8	2	–	–	–	943395-4	Skruv	Screw				0480
9	2	–	–	–	944633-7	Bricka	Washer				0500
10	2	–	–	–	673937-9	Distansrör	Spacer tube			EXCL SM	0520
11	2	–	–	–	671886-0	Fjäder	Spring			EXCL SM	0540
12	2	–	–	–	672075-9	Bussning	Bushing			EXCL SM	0560
13	2	2	–	–	950385-5	Mutter	Nut				0580
14	2	–	–	–	682547-5	Distansrör	Spacer tube				0600
	–	2	–	–	672818-2	Distansrör	Spacer tube			ALT 1. L 7,5.	0620
	–	2	–	–	682437-9	Distansrör	Spacer tube			ALT 2. L 9.	0640
15	–	2	–	–	940153-0	Mutter	Nut				0660
	2	–	–	–	950385-5	Mutter	Nut				0680
16	–	2	–	–	1221304-7	Skruv	Screw				0700
17	2	2	–	–	1210846-0	Lock	Cover				0720
18	8	8	–	–	955524-4	Skruv	Screw				0740
19	8	8	–	–	955921-2	Fjäderbricka	Spring washer				0760
20	2	2	–	–	1210999-7	Täckskiva	Cover plate			(1221008)	0780
21	2	2	–	–	1221249-4	Kåpa	Cover		6	ERS AV 1 ST 1207666–7,	0800
										1 ST 1207743–4.	0801
22	1	1	–	–	673053-5	Saxlås	Catch			ALT 1	0820
23	1	1	–	–	1210748-8	Lås	Catch			ALT 2	0840
24	1	1	–	–	1210741-3	.Kåpa, övre	.Cover, upper				0860
25	1	1	–	–	1210742-1	.Kåpa, nedre	.Cover, lower				0880
26	1	1	–	–	944161-9	Bricka	Washer				0900
27	1	1	–	–	1221218-9	Kåpa	Cover				0920
28	1	1	–	–	955692-9	Skruv	Screw				0940
29	1	1	–	–	940147-2	Låsbricka	Lock washer				0960
30	1	1	–	–	683751-2	Täckplåt	Cover plate				0980
31	2	2	–	–	1207743-4	Upphängningskrok	Hang hook				1000
32	–	2	–	–	687522-3	Upphängningskrok	Hang hook			HS SPEC UTF 5958	1020
33	–	2	–	–	955139-1	Skruv	Screw			HS SPEC UTF 5958	1040
34	–	2	–	–	943395-4	Skruv	Screw			HS SPEC UTF 5958	1060
35	–	2	–	–	673937-9	Distansrör	Spacer tube			HS SPEC UTF 5958	1080
36	2	2	–	–	1207673-3	Täckkåpa	Cover				1100

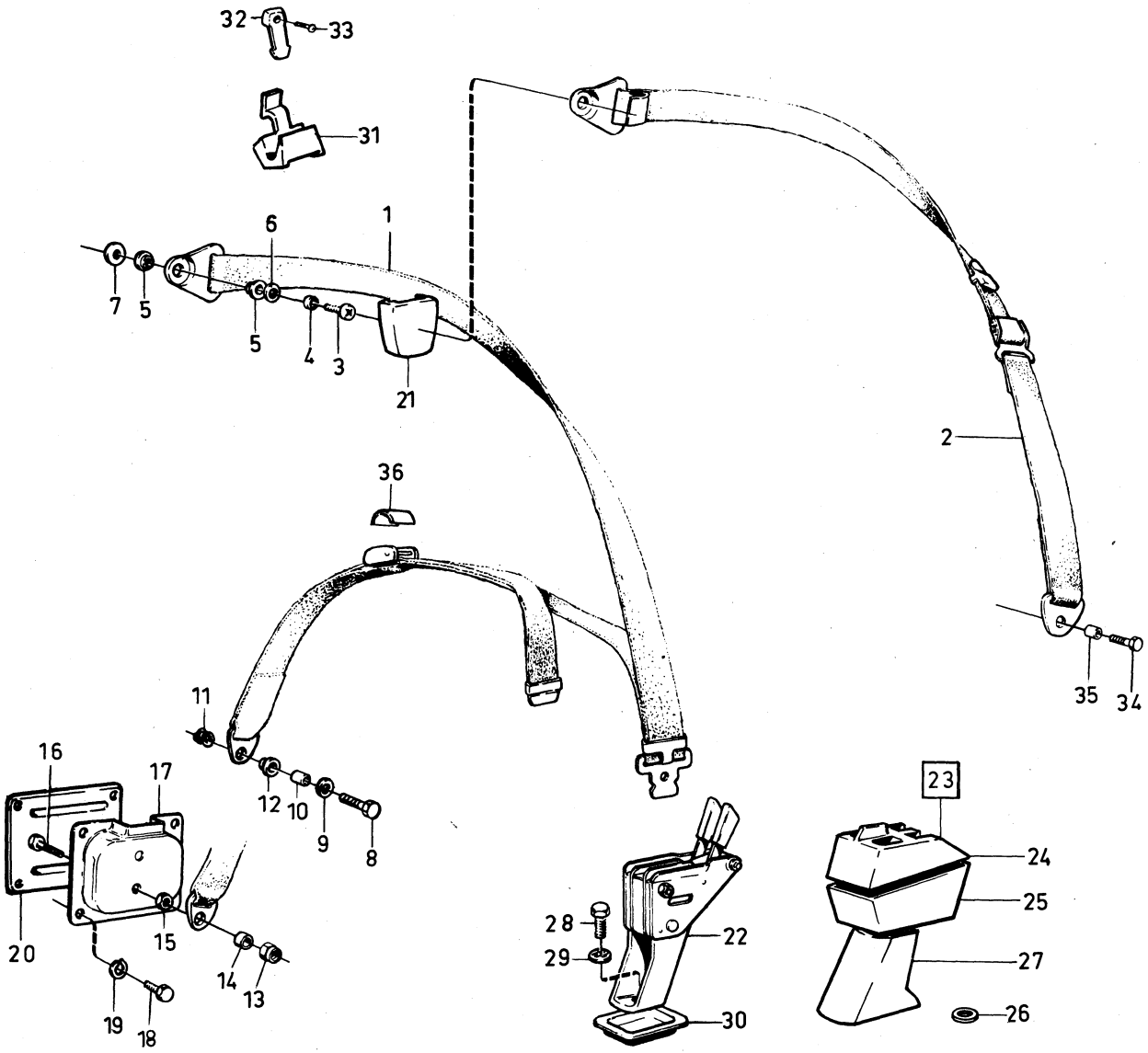

VOLVO PARTS
1 090 13475

Sida / Page 46 | Grupp / Group 9 | Säkerhetsbälte, baksäte | Safety belts, rear seat | Illustration 13714 1980–04 | 0600

	Pos. Fig.	Antal/Quantity 142	144	145		Artikel nr Part No	Benämning	Description	Sats Kit	B P S R	Anmärkning Notes	
	1	2	2	–	–	1210400-6	Säkerhetsbälte, sida	Safety belt, side		2	(1210768) SWEDEN,	0020
											NORWAY, DENMARK,	0040
											FINLAND, GERMANY	0060
		–	–	2	–	1210401-4	Säkerhetsbälte, sida	Safety belt, side		3	(1210765) SWEDEN,	0080
											NORWAY, DENMARK,	0100
											FINLAND, GERMANY	0120
x		1	1	1	–	1224776-3	Säkerhetsbälte, V	Safety belt, L			AUSTRALIA	0140
											ERS AV 1 ST 1264238–5,	0141
											1 ST 1264333–4	0142
x		1	1	1	–	1224776-3	Säkerhetsbälte, H	Safety belt, R			AUSTRALIA	0145
											ERS AV 1 ST 1264238–5,	0[illegible]
											1 ST 1264334–2	0[illegible]
	1a	2	2	–	–	1210526-8	Säkerhetsbälte, sida	Safety belt, side			USA, CAN	0160
		–	–	2	–	1210527-6	Säkerhetsbälte, sida	Safety belt, side			(1221061) USA, CAN	0180
	2	2	2	2	–	943394-7	Skruv	Screw			ALT 1 L 25	0200
		2	2	2	–	943395-4	Skruv, helgängad	Screw, fully threaded			ALT 2 L 32	0220
		2	2	2	–	1204775-9	Flänsskruv,	Flanged bolt,			ALT 3	02[illegible]
							gänglängd 23 MM	thread length 23 MM				02[illegible]
	3	2	2	2	–	942357-5	Bricka	Washer			ALT 1 D 26	0300
		–	–	2	–	120042-7	Bricka	Washer			ALT 2 D 18	0320
		2	2	–	–	944633-7	Bricka	Washer		8	ALT 3 D32	0340
	4	4	4	4	–	672075-9	Bussning	Bushing				0360
	5	2	2	2	–	942356-7	Bricka	Washer			ALT 1 D 32 TJ 2	0380
		2	2	2	–	955896-6	Bricka	Washer			ALT 2 D 22 TJ 2	0400
		2	2	2	–	944633-7	Bricka	Washer			ALT 3 D 32 TJ 4	0420
	6	2	2	2	–	672818-2	Distansrör	Spacer tube			ALT 1 L 7,5	0440
		2	2	2	–	682437-9	Distansrör	Spacer tube			ALT 2 L 9	0460
	7	2	2	2	–	943395-4	Skruv, helgängad	Screw, fully threaded			ALT 1 L 32	0480
		2	2	2	–	1204775-9	Flänsskruv,	Flanged bolt,			ALT 2	0500
							gänglängd 23 MM	thread length 23 MM				0520
	8	–	–	2	–	672818-2	Distansrör	Spacer tube			USA, CAN CH –182307	0540
	9	2	2	2	–	672997-4	Upphängningskrok	Hang hook			AUSTRALIA	0560
											142 CH –427120	0580
											144 CH –471088	0600
											145 CH –235953	0620
	10	2	2	2	–	955172-2	Skruv	Screw			AUSTRALIA	0640
	11	2	2	2	–	673162-4	Kåpa	Cover			AUSTRALIA,	0660
											142 CH –427120	06[illegible]
											144 CH –471088	0[illegible]
											145 CH –235953	0720
		2	2	2	–	681533-6	Kåpa	Cover			USA, CAN	0740
		2	2	2	–	1207666-7	Kåpa	Cover			INCL AUSTRALIA	0760
											142 CH 427121–	0780
											144 CH 471089–	08[illegible]
											145 CH 235954–	0[illegible]
	12	2	2	2	–	1207743-4	Upphängningskrok	Hang hook			INCL AUSTRALIA	0840
											142 CH 427121–	0860
											144 CH 471089–	0880
											145 CH 235954–	0900
	13	2	2	2	–	1207673-3	Täckkåpa	Cover				0920
x	14	1	1	1	–	1224353-1	Säkerhetsbälte, mittre	Safety belt, centre			(1210402)	0940
	15	2	2	2	–	943394-7	Skruv	Screw			ALT 1 L 25	0960
		–	–	–	–	1221304-7	Flänsskruv	Flanged bolt			ALT 2 L 26,5	0980
	16	2	2	2	–	955896-6	Bricka	Washer			142 USA, CAN CH –360501	1000
											144 USA, CAN CH –385254	1020
											145 USA, CAN CH –182307	1040
	17	2	2	–	–	682547-5	Distansrör	Spacer tube			142 USA, CAN CH –360501	1060
											144 USA, CAN CH –385254	1080
	18	4	4	–	–	943395-4	Skruv, helgängad	Screw, fully threaded			142 USA, CAN CH –360501	1100
											144 USA, CAN CH –385254	1120
		–	–	4	–	943394-7	Skruv	Screw			145 USA, CAN CH –182307	1140
	19	4	4	–	–	682437-9	Distansrör	Spacer tube			142 USA, CAN CH –360501	1160
											144 USA, CAN CH –385254	1180

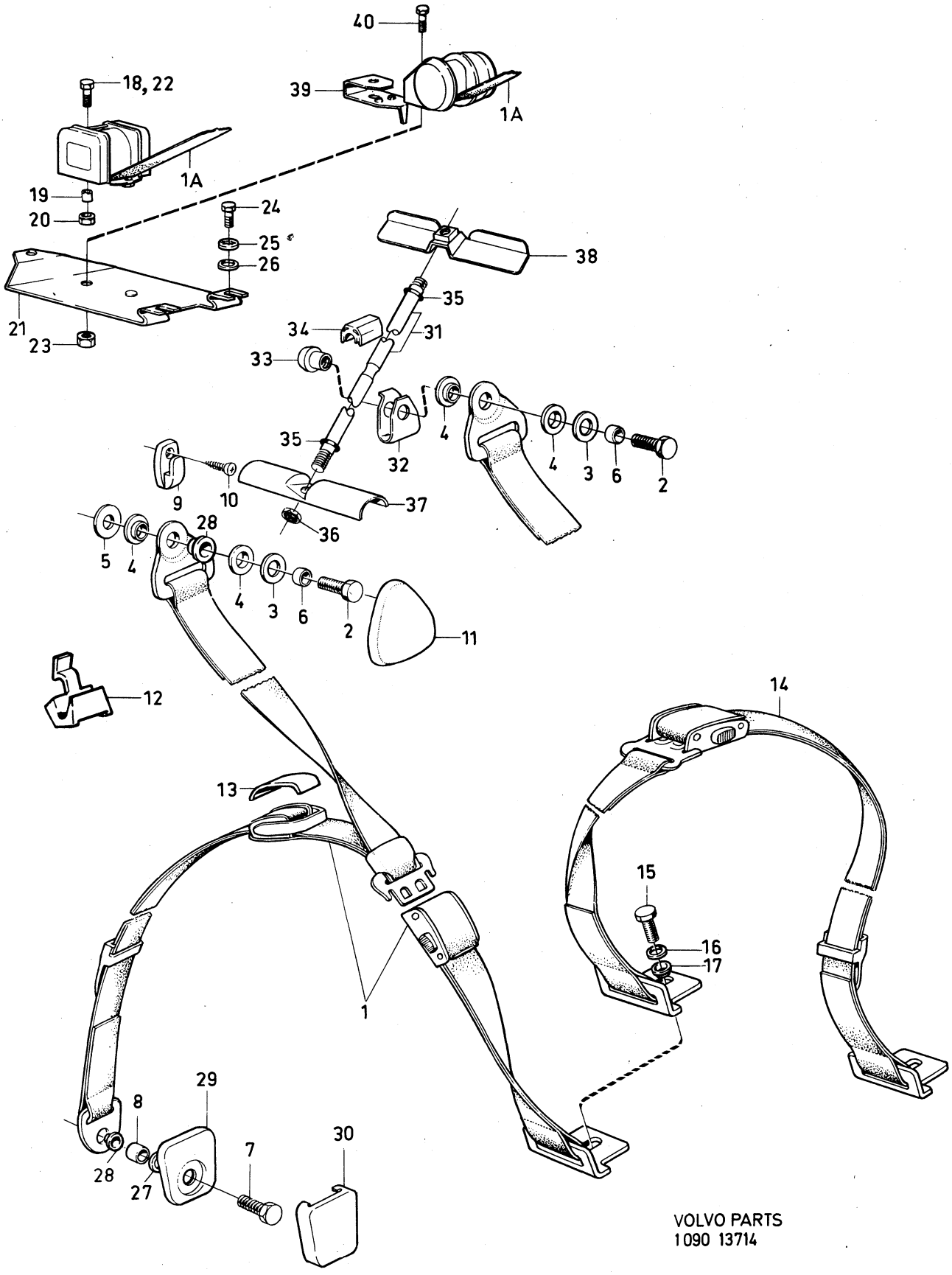

VOLVO PARTS
1090 13714

Sida Page	Grupp Group	Säkerhetsbälte, baksäte	Safety belts, rear seat	Illustration	0600
48	9			13714 1980–04	

	Pos. Fig.	Antal/Quantity 142	144	145		Artikel nr Part No	Benämning	Description	Sats Kit	B P S R	Anmärkning Notes	
	20	4	4	–	–	950385-5	Mutter	Nut			142 USA, CAN CH –360501	1200
											144 USA, CAN CH –385254	1220
		–	–	4	–	940153-0	Mutter	Nut			145 USA, CAN CH –182308	1240
	21	–	–	2	–	1221040-7	Fästplatta	Attaching plate			USA, CAN	1260
	22	–	–	2	–	955689-5	Skruv	Screw			USA, CAN	1280
	23	–	–	2	–	950385-5	Mutter	Nut			USA, CAN	1300
	24	–	–	6	–	955524-4	Skruv	Screw			USA, CAN	1320
	25	–	–	6	–	955949-3	Låsbricka	Lock washer			USA, CAN	1340
	26	–	–	6	–	955894-1	Bricka	Washer			USA, CAN	1360
	27	2	2	2	–	944633-7	Bricka	Washer			SM, USA, CAN	1380
		–	–	2	–	942356-7	Bricka	Washer			USA, CAN, CH –182307	)
	28	4	4	4	–	1221010-0	Bussning	Bushing			SM, USA, CAN	1420
	29	–	–	2	–	1210864-3	Kåpa	Cover			USA, CAN CH –182307	1440
	30	–	–	2	–	1207666-7	Kåpa	Cover				1460
	31	–	–	2	–	1221165-2	Dragstång	Pull rod			INCL USA, CAN	1480
											CH 182308–	1500
	32	–	–	2	–	685719-7	Öra	Lug				)
	33	–	–	2	–	685720-5	Hylsa	Sleeve				1540
	34	–	–	2	–	685898-9	Mellanlägg	Spacer				1560
x	35	–	–	4	–	1254346-8	Gummibussning	Rubber bushing		3	(1211042)	1580
	36	–	–	2	–	955849-5	Låsmutter	Lock nut			SM	1600
		–	–	2	–	950385-5	Låsmutter	Lock nut			USA, CAN	1620
	37	–	–	1	–	685766-8	Bygel, H	Brace, R				1640
		–	–	1	–	685765-0	Bygel, V	Brace, L				1660
	38	–	–	2	–	683576-3	Mutterplatta	Nut plate				1680
x	39	2	2	–	–	1224704-5	Styrplatta	Guide		3	142 USA,CAN CH 360502–	1700
											144 USA,CAN CH 385255–	1701
											(1210570)	1720
	40	2	2	–	–	943530-6	Skruv	Screw			142 USA, CAN CH 360502–	1740
											144 USA, CAN CH 385255–	1760

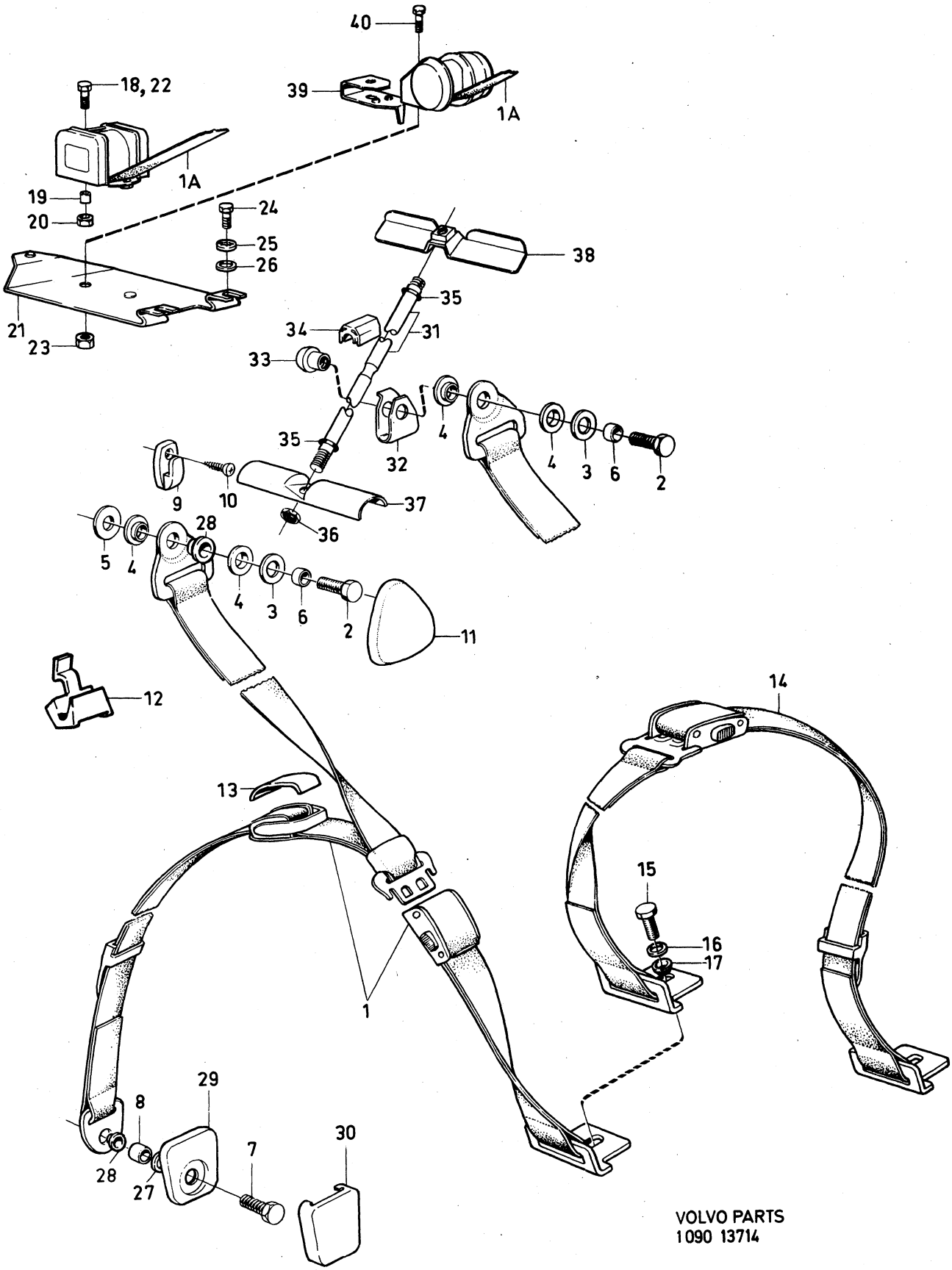

VOLVO PARTS
1090 13714

Sida Page	Grupp Group	Handikappreglage	Disabled drivers equipment	Illustration	0650
50	9	MS	MS	13561 1980–04	

	Pos. Fig.	Antal/Quantity				Artikel nr Part No	Benämning	Description	Sats Kit	B P S R	Anmärkning Notes	
	1	–	–	–	–	283042-0	Tryckluftanläggning	Compressed air plant		8		1010
	2	1	–	–	–	684321-3	.Kompressor	.Compressor		1	ERS AV 1 ST 1235124–3,	1020
											1 ST 687455–6,	1030
											1 ST 687456–4	1031
		–	–	–	–		..Det se sida 34, 4-B11	..Comps page 34, 4-B11				1032
x	3	1	–	–	–	1259281-2	.Koppling	.Connection		5	(684322)	1040
	7	1	–	–	–	460065-6	.Konsol	.Bracket				1080
	8	1	–	–	–	955534-3	.Skruv	.Screw			L 19	1090
		6	–	–	–	940114-2	.Skruv	.Screw			L 22	1100
	9	7	–	–	–	960148-5	.Bricka	.Washer				1110
	10	2	–	–	–	1206801-1	.Fläns	.Flange				[illegible]
	11	1	–	–	–	1228147-3	.Filter	.Filter		6		1130
	12	1	–	–	–	1206794-8	.Nippel	.Nipple				1140
	13	1	–	–	–	957177-9	.Packning	.Packing				1150
	14	1	–	–	–	1206792-2	.Förskruvning	.Screw union				1160
	15	1	–	–	–	1206793-0	.Backventil	.Check valve				1170
	16	1	–	–	–	957173-8	.Packning	.Packing				[illegible]
x	17	1	–	–	–	1228358-6	.Nippel	.Nipple		5	(1221655)	1190
	18	1	–	–	–	1221728-7	.Tank	.Reservoir		6	(1221634)	1200
	18a	1	–	–	–	82745-1	.Kran	.Cock				1205
x	19	2	–	–	–	943484-6	.Slangklammer	.Hose clamp			(951801)	1210
	20	4	–	–	–	963105-2	.Låsmutter	.Lock nut				1220
	21	4	–	–	–	955271-2	.Skruv	.Screw				1230
	22	1	–	–	–	1221723-8	.Säkerhetsventil	.Safety valve				1240
	23	1	–	–	–	11998-2	.Packning	.Gasket				1250
	24	1	–	–	–	340993-5	.Tryckgivare	.Pressure indicator				1260
	25	1	–	–	–		.Propp	.Plug		8		1270
	26	1	–	–	–	907133-3	.Packning	.Packing				1280
	27	1	–	–	–	945967-8	.T–rör	.T–pipe				1290
	28	1	–	–	–	957177-9	.Packning	.Packing				1300
	29	1	–	–	–	1221724-6	.Banjo nippel	.Banjo nipple				1310
	30	1	–	–	–	957177-9	.Packning	.Packing				1320
	31	1	–	–	–	1228116-8	.Strömbrytare	.Switch		6		1330
	31a	1	–	–	–	1214764-1	.Relä	.Relay				1333
	31b	1	–	–	–	955126-8	.Skruv	.Screw				1336
	32	1	–	–	–	1221720-4	.Spritinjektor	.Injector				1340
	33	1	–	–	–	1221722-0	.Vinkelkoppling	.Elbow connection				1350
	34	1	–	–	–	1221721-2	.Koppling	.Connection				[illegible]
	35	2	–	–	–	957185-2	.Packning	.Packing				[illegible]
	36	1	–	–	–	1206790-6	.Reglerventil, broms	.Control valve, brake		4		1380
	37	1	–	–	–	1206789-8	.Reglerventil, gas	.Control valve, acc.				1390
	38	1	–	–	–	1221681-8	.Distanshylsa	.Spacer sleeve				1400
	39	2	–	–	–	1206791-4	.Mutter	.Nut				1410
	40	2	–	–	–	1221555-4	.Anslutning	.Connection				[illegible]
	41	2	–	–	–	672075-9	.Tätning	.Seal				1450
	42	1	–	–	–	1221680-0	.T–rör	.T–pipe		8		1440
	43	1	–	–	–	952628-6	.Klammer	.Clamp				1450
	44	1	–	–	–	1206698-1	.Luftcylinder	.Air cylinder				1460
	45	1	–	–	–	1206792-2	.Nippel	.Nipple				1470
	46	1	–	–	–	1206699-9	.Fäste	.Anchorage				1480
	47	1	–	–	–	1206696-5	.Fäste	.Anchorage				1490
	48	1	–	–	–	1206695-7	.Stag	.Stay				1500
	49	1	–	–	–	1206697-3	.Bygel	.Brace				1510
x	50	1	–	–	–	1586922-5	.Fjäder	.Spring		2	(65041)	1520
	51	3	–	–	–	955295-1	.Skruv	.Screw				1530
	52	1	–	–	–	963106-0	.Mutter	.Nut				1540
	53	2	–	–	–	955949-3	.Låsbricka	.Lock washer				1550
	54	2	–	–	–	913140-0	.Pinnbult	.Clevis pin				1560
	55	1	–	–	–	913130-1	.Pinnbult	.Clevis pin				1570
	56	2	–	–	–	907849-4	.Saxpinne	.Split pin				1580
	57	1	–	–	–	907824-7	.Saxpinne	.Split pin				1590
	58	1	–	–	–	1221575-2	.Pinnbult	.Pin				2010
	59	1	–	–	–	950353-3	.Mutter	.Nut				2020

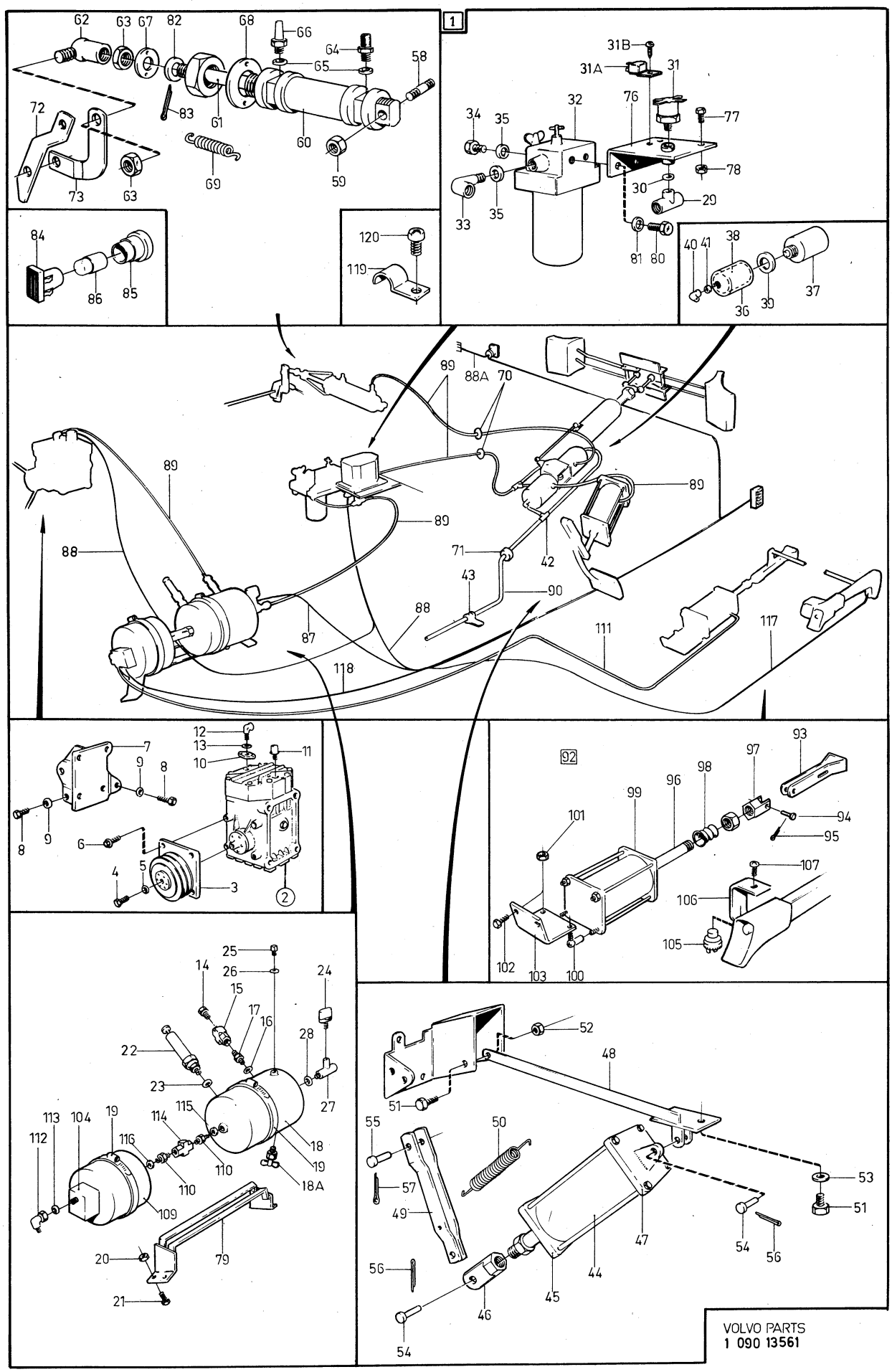

VOLVO PARTS
1 090 13561

Sida Page	Grupp Group	Handikappreglage MS	Disabled drivers equipment MS	Illustration 13561 1980–04	0650
52	9				

Pos. Fig.	Antal/Quantity				Artikel nr Part No	Benämning	Description	Sats Kit	B P S R	Anmärkning Notes	
60	1	–	–	–	1206797-1	.Luftcylinder	.Air cylinder				2030
61	1	–	–	–	1206705-4	.Tryckstång	.Push rod				2040
62	1	–	–	–	959079-5	.Kulled	.Ball joint				2050
63	2	–	–	–	955781-0	.Mutter	.Nut				2060
64	1	–	–	–	1206792-2	.Nippel	.Nipple				2070
65	2	–	–	–	957173-8	.Packning	.Packing				2080
66	1	–	–	–	1221688-3	.Ljuddämpare	.Silencer				2090
67	1	–	–	–	1206706-2	.Bricka	.Washer				2100
68	1	–	–	–	1206704-7	.Bricka	.Washer				2110
69	2	–	–	–	362268-5	.Fjäder	.Spring				2120
70	2	–	–	–	941267-7	.Gummibussning	.Rubber bushing			(941263)	[illegible]
71	1	–	–	–	1213277-5	.Gummibussning	.Rubber bushing				2140
72	1	–	–	–	1221563-8	.Axel	.Shaft				2150
73	1	–	–	–	1221567-9	..Medbringare	..Companion flange		8		2160
74	1	–	–	–	1221570-3	..Medbringare	..Companion flange		8		2170
75	1	–	–	–	951669-1	..Spårryttare	..Circlip				2180
76	1	–	–	–	1228117-6	.Fäste	.Anchorage		6		2[illegible]
77	2	–	–	–	955271-2	.Skruv	.Screw				2200
78	2	–	–	–	963105-2	.Mutter	.Nut				2210
79	1	–	–	–	1221729-5	.Fäste	.Anchorage				2220
80	2	–	–	–	955305-8	.Skruv	.Screw				2230
81	2	–	–	–	963106-0	.Mutter	.Nut				2240
82	1	–	–	–	940097-9	.Bricka	.Washer				2250
83	1	–	–	–	907849-4	.Saxpinne	.Split pin				2260
x 84	1	–	–	–	1228789-2	.Kontrollampa	.Control lamp		6	(1228128)	2270
85	1	–	–	–	663095-8	.Lamphållare	.Bulb socket				2280
x 86	1	–	–	–	182055-4	.Glödlampa	.Bulb		1	(277703)	2290
87	1	–	–	–	1221652-9	.Kabelmatta	.Cable harness		8		2300
88	1	–	–	–	1228125-9	.Kabelmatta	.Cable harness		8		2310
88a	1	–	–	–	1228126-7	.Kabelmatta	.Cable harness				2315
89	ERF	–	–	–	946234-2	.Slang	.Hose				2320
90	ERF	–	–	–	941279-2	.Slang	.Hose				2330
91	ERF	–	–	–	1206089-3	.Slang servo	.Hose, servo				2340
92	–	–	–	–	283044-6	Handbromsassistans	Handbrakeassistance		8		2350
93	1	–	–	–	1206741-9	.Dragstång	.Pull rod				2360
94	1	–	–	–	913138-4	.Bult	.Bolt				2370
95	1	–	–	–	907849-4	.Saxpinne	.Split pin				2380
96	1	–	–	–	1221726-1	.Koppling	.Connection				2[illegible]
97	1	–	–	–	1206699-9	.Fäste	.Anchorage				2400
98	1	–	–	–	1206795-5	.Gummibälg	.Rubber bellow		8		2410
99	1	–	–	–	1206796-3	.Luftcylinder	.Air cylinder				2420
100	2	–	–	–	959080-3	.Kulled	.Ball joint				2430
101	4	–	–	–	963106-0	.Mutter	.Nut				2440
102	2	–	–	–	955295-1	.Skruv	.Screw				2[illegible]
103	1	–	–	–	1206740-1	.Konsol	.Bracket				2460
104	1	–	–	–	1206798-9	.Magnetisk ventil	.Magnetic valve				2470
105	1	–	–	–	688631-1	.Strömställare	.Switch				2480
x 106	1	–	–	–	1229045-8	.Fäste	.Anchorage		6	(1206703)	2490
107	3	–	–	–	955149-0	.Skruv	.Screw				2500
108	1	–	–	–	1206799-7	.Propp	.Plug				2510
109	1	–	–	–	1221719-6	.Tank	.Tank				2520
x 110	2	–	–	–	1228358-6	.Nippel	.Nipple		5	(1221655)	2530
111	ERF	–	–	–	944963-8	.Slang	.Hose				2540
112	1	–	–	–	1221725-3	.Nippel	.Nipple				2550
113	4	–	–	–	907132-5	.Bricka	.Washer				2560
114	1	–	–	–	1206793-0	.Backventil	.Check valve				2570
115	2	–	–	–	907133-3	.Bricka	.Washer				2580
116	1	–	–	–	955894-1	.Bricka	.Washer				2590
117	1	–	–	–	1221654-5	.Kabelmatta	.Cable harness		8		2600
118	1	–	–	–	1221656-0	.Kabelmatta	.Cable harness		8		2610
119	5	–	–	–	951187-4	.Klamma	.Clamp				2620
120	5	–	–	–	190665-0	.Skruv	.Screw				2630

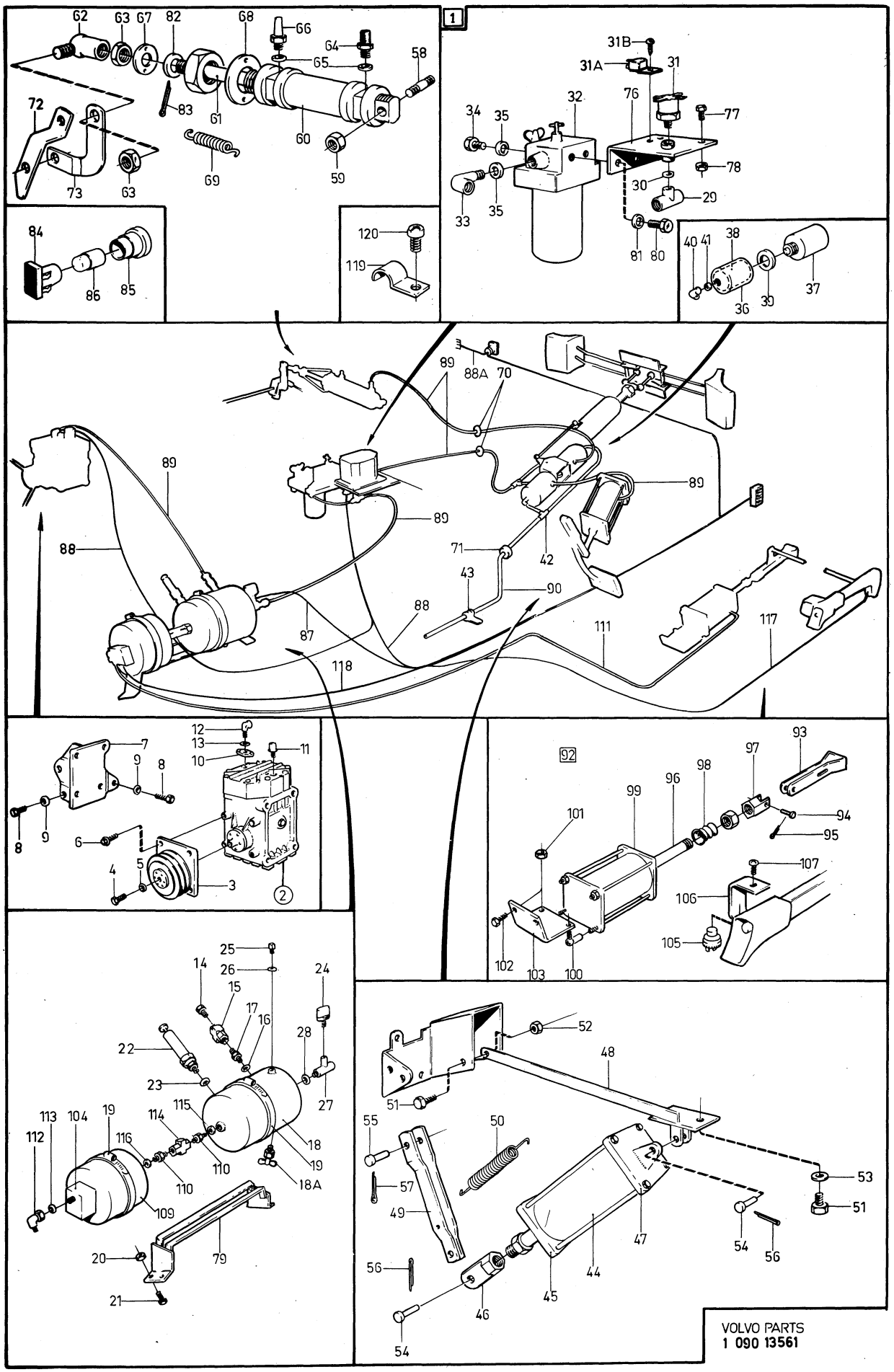

VOLVO PARTS
1 090 13561

Sida Page	Grupp Group	Rattstång och drivsats för handikappreglage	Steering rod and drive kit, for disabled drivers equipment	Illustration	0700
54	9			13538 1980–04	

Pos. Fig.	Antal/Quantity MS	US			Artikel nr Part No	Benämning	Description	Sats Kit	B P S R	Anmärkning Notes	
1	1	–	–	–	283043-8	Manöverenhet	Control unit		8	MS	0020
	–	1	–	–	283048-7	Manöverenhet	Control unit		8	US	0040
2	1	–	–	–	1228602-7	.Styrkolonn	.Steering column		4	(1221739)	0060
	–	1	–	–	1228603-5	.Styrkolonn	.Steering column		4	(1221740)	0080
3	1	1	–	–	1228634-0	..Nippel	..Nipple		6		0100
4	1	1	–	–	942270-0	..Mutter	..Nut				0120
5	1	1	–	–	955781-0	.Mutter	.Nut				0140
6	1	1	–	–	1221604-0	.Skruv	.Screw				0160
7	2	2	–	–	1221623-0	.Kullänk	.Ball joint		8		0180
8	5	5	–	–	959093-6	.Bygel	.Brace				0200
9	1	1	–	–	1221553-9	.Fäste	.Anchorage				[illegible]
10	1	1	–	–	1206719-5	.Fäste	.Anchorage				0240
11	4	4	–	–	955271-2	.Skruv	.Screw				0260
12	4	4	–	–	963105-2	.Mutter	.Nut				0280
13	4	4	–	–	1211655-4	.Distanshylsa	.Spacer sleeve				0300
14	1	1	–	–	959088-6	.Kulskål	.Ball shell				0320
15	2	2	–	–	955780-2	.Mutter	.Nut				[illegible]
16	1	1	–	–	1228640-7	.Tryckstång	.Push rod		6		[illegible]
17	1	1	–	–	1206700-5	.Stativ	.Support				0380
18	2	2	–	–	955263-9	.Skruv	.Screw		8		0400
19	2	2	–	–	955948-5	.Låsbricka	.Lock washer				0420
20	1	1	–	–	1206701-3	.Hävarm	.Lever				0440
21	1	1	–	–	1206702-1	.Rulle	.Roller				0460
22	2	2	–	–	1206731-0	.Bygel	.Brace				0480
23	2	2	–	–	907824-7	.Saxpinne	.Split pin				0500
24	2	2	–	–	955892-5	.Bricka	.Washer				0520
25	4	4	–	–	684495-5	.Gummiknapp	.Rubber buttom				0540
26	1	1	–	–	282916-6	.Spolarbehållare	.Reservoir		8		0560
27	1	1	–	–	686353-4	.Plugg	.Plug				0580
x 28	4	4	–	–	948211-8	.Bandklammer	.Strip clamp		2	(944484)	0600
29	2	2	–	–	1210365-1	.Skruv	.Screw				0620
30	2	2	–	–	950047-1	.Skruv	.Screw				0640
31	2	2	–	–	955825-5	.Mutter	.Nut				0660
32	2	2	–	–	960140-2	.Bricka	.Washer				0680
33	1	1	–	–	950020-8	.Skruv	.Screw				0700
34	1	1	–	–	940092-0	.Mutter	.Nut				0720
35	1	1	–	–	955137-5	.Skruv	.Screw				0740
36	–	1	–	–	958504-3	.Kilrem	.Drive belt				[illegible]
37	–	1	–	–	460081-3	.Spännrulle	.Tansion pulley				[illegible]
38	–	1	–	–	480077-7	..Remskiva	..Pulley		8		0800
39	–	1	–	–	181393-0	..Lager	..Bearing				0820
40	–	2	–	–	914526-9	..Spårring	..Circlip				0840
41	–	1	–	–	460079-7	..Hävarm	..Lever				0860
42	–	1	–	–	914454-4	..Spårring	..Circlip				[illegible]
43	–	1	–	–	956601-9	.Skruv	.Screw				[illegible]
44	–	1	–	–	460328-8	.Remskiva, vevaxel	.Pulley, crankshaft				0920
45	–	1	–	–	460329-6	.Remskiva, vevaxel	.Pulley, crankshaft				0940
46	–	1	–	–	460327-0	.Bricka	.Washer				0960
47	–	1	–	–	955724-0	.Skruv	.Screw				0980
48	1	–	–	–	958510-0	Kilrem	Drive belt			MS	1000

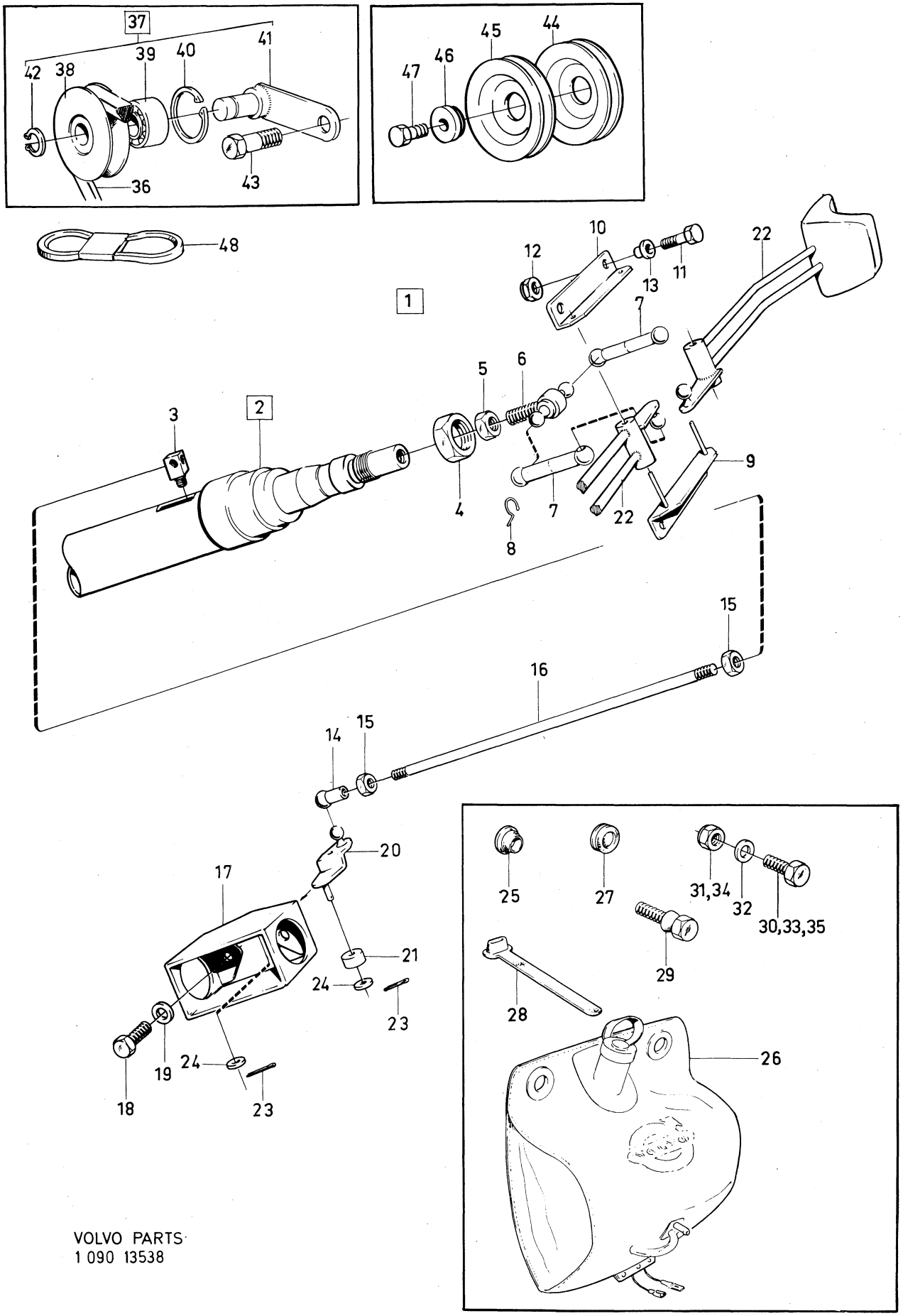

VOLVO PARTS
1 090 13538

	Innehållsförteckning / Index / Table des matières	Inhaltsverzeichnis / Indice	Grupp / Group	Sida / Page
1980–04			10a	1

REPARATIONSSATSER

	Sida	Koord.
Reparationssatser	2	4-D03

ANMÄRKNING
I orienterande syfte har på vissa bilder detaljer inritats, som icke ingår i Satsen. Sådana detaljer är ritade med streckade eller heldragna tunna linjer.

REPAIR KITS

	Page	Grid
Repair kits	2	4-D03

NOTE
For the purpose of clarification certain parts, which do not pertain to the kits Concerned, have been illustrated. However, such parts have been "ghosted"

JEUX DE REPARATION

	Page	Grid
Juex de réparations	2	4-D03

REMARQUE
Dans le but de faciliter la recherche un détail, certaines figures Presentent des détails ne faisant pas partie des juex. Ces détails sont Tracés avec des lisnes hachurées ou seulement légèrement esquissées.

REPARATURSÄTZE

	Seite	Grid
Reparatursätze	2	4-D03

ANMERKUNGEN
Aus Orientierungsgründen sind bei einigen Abbildungen teile eingezeichnet. Die nich zum Satz gehören. Solche Teile sind mit ge strichelten oder Ganzgezogenen, dünnen Linien gekennzeichnet.

JUEGOS DE REPARACIONES

	Página	Grid
Juegos de reparaciones	2	4-D03

OBSERVACION
Por razones aclaratorias se han incluido en ciertas figuras piezas que no forman Parte del juego, estas piezas estáa dibujadas con lneas punteadas o Líneas delgadas trazo lleno.

Sida Page	Grupp Group	Reparationssatser	Repair kits	Illustration	0025
2	10a			26153 1980–04	

Pos. Fig.	Antal/Quantity				Artikel nr Part No	Benämning	Description	Sats Kit	B P S R	Anmärkning Notes	
1	–	–	–	–		GRUPP 2A	GROUP 2A				0020
	–	–	–	–		.Packningssatser	.Gasket kit			SE SIDA 4, 4-D05	0040
	–	–	–	–		.Transmissionsdrevsats	.Timing gear kit			SE SIDA 4, 4-D05	0060
	–	–	–	–		.Kolvsats	.Piston kit			SE SIDA 6, 4-D07	0080
	–	–	–	–		.Ramlagersats	.Main bearing kit			SE SIDA 6, 4-D07	0100
	–	–	–	–		.Vevlagersats	.Big end bearing kit			SE SIDA 6, 4-D07	0120
	–	–	–	–		.Låsbrickssats, motor	.Lock washer kit engine			SE SIDA 6, 4-D07	0140
											0160
											0180
											0200
	–	–	–	–		GRUPP 2B	GROUP 2B				02[illegible]
	–	–	–	–		.Kylarslangsats	.Radiator hose kit			SE SIDA 10, 4-D11	0[illegible]
	–	–	–	–		.Termostatsats	.Thermostat kit			SE SIDA 10, 4-D11	0260
	–	–	–	–		.Packningssats, vattenpump	.Gasket kit water pump			SE SIDA 10, 4-D11	0280
											0300
											0320
											034[illegible]
	–	–	–	–		GRUPP 2C	GROUP 2C				03[illegible]
	–	–	–	–		.Bensinpump	.Ful pump			SE SIDA 12, 4-D13	0380
	–	–	–	–		.Förgasare	.Carburetter			SE SIDA 12, 4-D13	0400
	–	–	–	–		.Avgassystem	.Exhaust system			SE SIDA 14, 4-D15	0420
	–	–	–	–		.Avgassystem, kmpl	.Exhaust system, cpl			SE SIDA 16, 4-D17	0440
											0460
											0480
2	–	–	–	–		GRUPP 3	GROUP 3				0500
	–	–	–	–		.Generator	.Alternator			SE SIDA 18, 4-D19	0520
	–	–	–	–		.Startmotor	.Starter motor			SE SIDA 18, 4-D19	0540
	–	–	–	–		.Fördelare	.Distributor			SE SIDA 20, 4-D21	0560
											0580
											0600
3	–	–	–	–		GRUPP 4	GROUP 4				0620
	–	–	–	–		.Bakaxel, koppling,	.Rear axle, clutch			SE SIDA 22, 4-D23	0640
	–	–	–	–		.Växellåda	.Gear box,			SE SIDA 22, 4-D23	0660
	–	–	–	–		.Kardanaxel	.Propeller shaft			SE SIDA 22, 4-D23	0680
	–	–	–	–		.Automatväxellåda, BW35	.Automatic gearbox, BW35			SE SIDA 24, 4-E01	0700
											0720
											0740
											0760
4	–	–	–	–		GRUPP 5	GROUP 5				07[illegible]
	–	–	–	–		.Fram–och bakhjuls–broms	.Front–and rear wheel brake			SE SIDA 26, 4-E03	0800
											0820
	–	–	–	–		.Huvudcylinder	.Master cylinder			SE SIDA 28, 4-E05	0840
	–	–	–	–		.Vakuumbromscylinder	.Vacuum brake cylinder			SE SIDA 28, 4-E05	0860
	–	–	–	–		.Handbromssats	.Handbrake kit			SE SIDA 28, 4-E05	088[illegible]
											09[illegible]
											0920
5	–	–	–	–		GRUPP 6	GROUP 6				0940
	–	–	–	–		.Stötdämpare,	.Shock absorber,			SE SIDA 30, 4-E07	0960
	–	–	–	–		.Framhjulslager,	.Front wheel bearing,			SE SIDA 30, 4-E07	0980
	–	–	–	–		.Styrinrättning	.Steering gear			SE SIDA 30, 4-E07	1000
	–	–	–	–		.Hjulkapsel	.Wheel cap			SE SIDA 30, 4-E07	1020
											1040
											1060
	–	–	–	–		GRUPP 8	GROUP 8				1080
	–	–	–	–		.Kylargaller	.Radiator grille			SE SIDA 32, 4-E09	1100
	–	–	–	–		.Strålkastarsarg	.Headlamp rim			SE SIDA 32, 4-E09	1120
	–	–	–	–		.Framstycke	.Front section			SE SIDA 32, 4-E09	1140
	–	–	–	–		.Framskärm	.Front mudguard			SE SIDA 32, 4-E09	1160
											1200
											1210
	–	–	–	–		GRUPP 9	GROUP 9				1220
	–	–	–	–		.Kompressor (luftkonditionering)	.Compressor (air conditioning)				1240
											1260

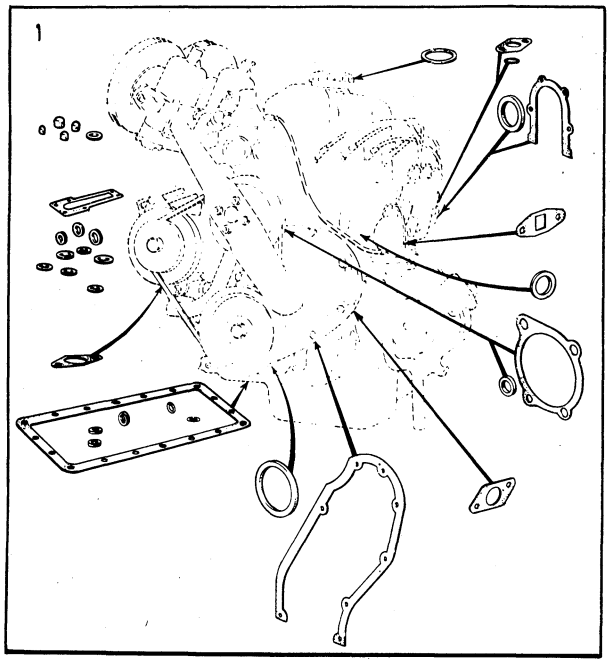

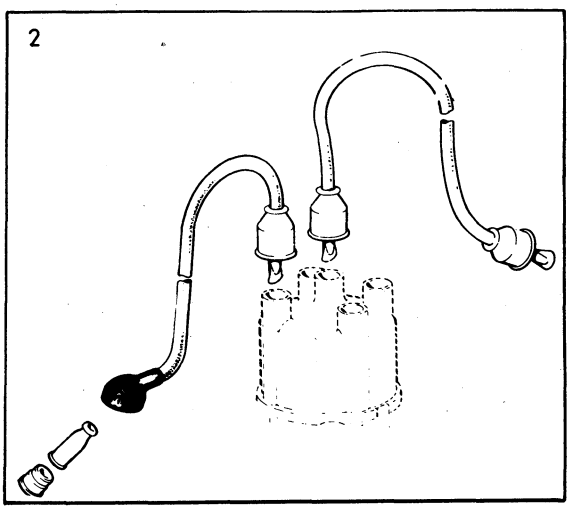

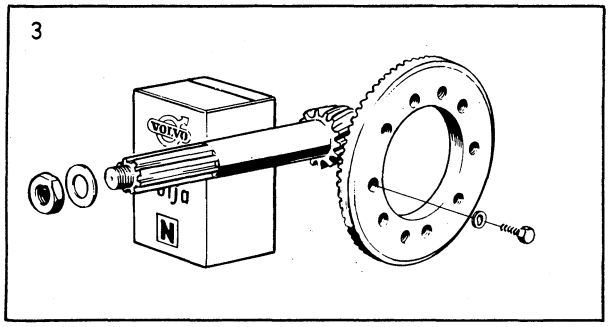

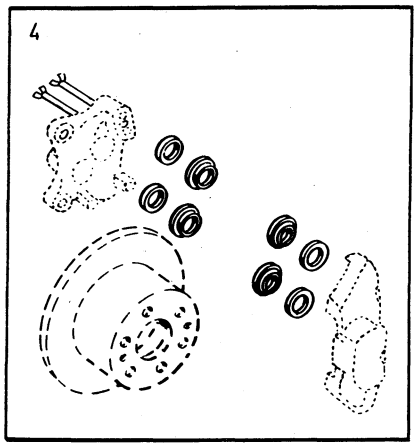

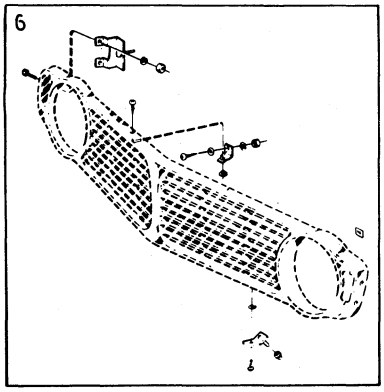

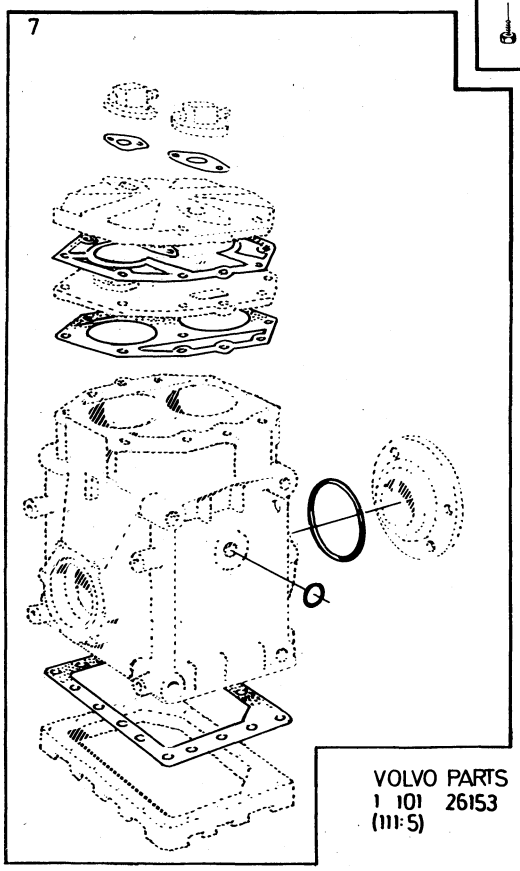

VOLVO PARTS
1 101 26153
(111:5)

Sida Page	Grupp Group	Reparationssatser grupp 2a	Repair kits group 2a	Illustration	0050
4	10a	packningssats, helrenovering, sotning, insugnings–och avgasrör	gasket kit engine reconditioning, engine decarbonizing, manifolds	9363 1980–04	

Pos. Fig.	Antal/Quantity B20A	B20B	B20E	B20F	Artikel nr Part No	Benämning	Description	Sats Kit	B P S R	Anmärkning Notes	
	–	–	–	–		Packningssats ..... helrenovering	Gasket kit ..... engine reconditioning				0020 0040
1	1	1	1	1	275494-3	.Tilläggsats, ... helrenovering	.Complementary kit ..... engine reconditioning				0060 0080
	–	–	–	–		.Packningssats ..... sotning	.Gasket kit ..... decarbonizing				0100 0120
2	1	–	–	–	275559-3	..Tilläggssats ..... sotning	..Complementary kit ..... decarbonizing			B20A (498250)MO–101587 B20A (498251)MO–10626 B20A (498252)MO–10689 B20A (498253)MO–7000 B20A (498064)MO–210	0140 0160 0180 0200 022[illegible]
3	1	–	–	1	275560-1	..Tilläggssats ..... sotning	..Complementary kit ..... decarbonizing			B20A (498250)MO101588– B20A (498251)MO10627– B20A (498252)MO10690– B20A (498253)MO7001– B20A (498064)MO211– B20A (498030–498033, 498050). B20F	024[illegible] 0260 0280 0300 0320 034[illegible] 036[illegible]
	–	1	1	–	275553-6	..Tilläggssats ..... sotning	..Complementary kit ..... decarbonizing			B20B (498256–498259) B20E (498268–498271, 498288,498289,498066)	0380 0400 0420
	1	1	–	–	275480-2	..Packningssats insug– .... nings–och avgasrör	..Gasket kit ..... manifolds				0440 0460
	–	–	1	1	275552-8	..Packningssats insug– .... nings–och avgasrör	..Gasket kit ..... manifolds				0480 0500
4	1	1	1	1	276294-6	Transmissionsdrevsats	Timing gear kit				0520

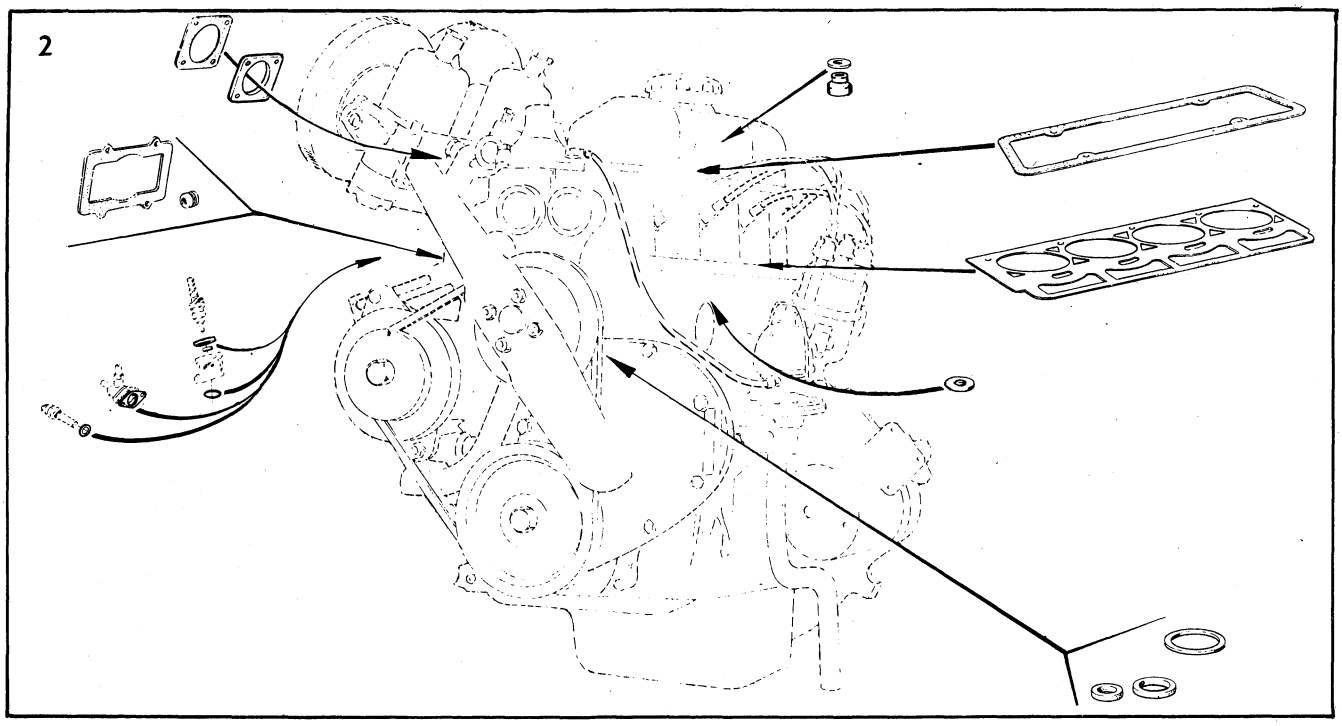

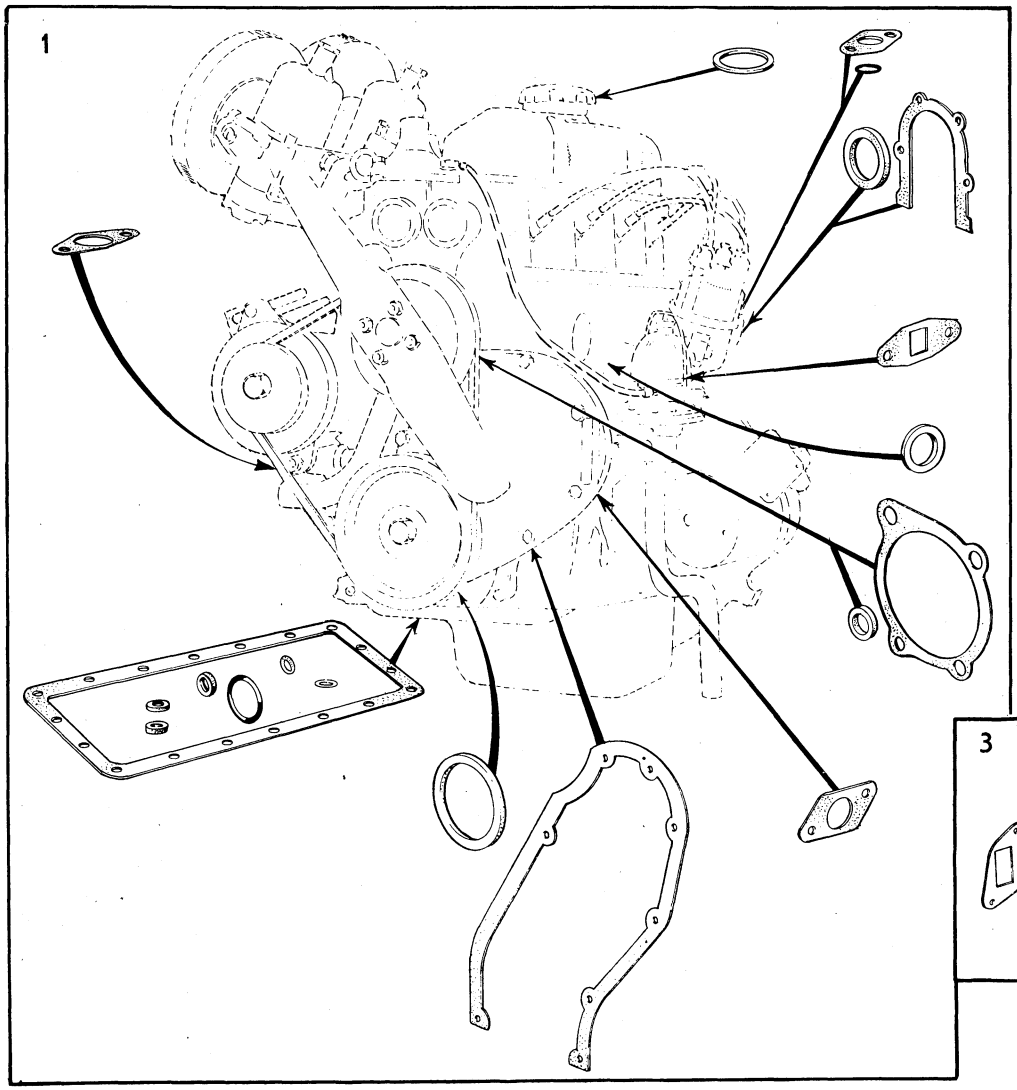

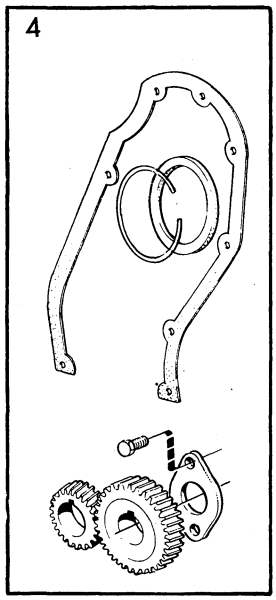

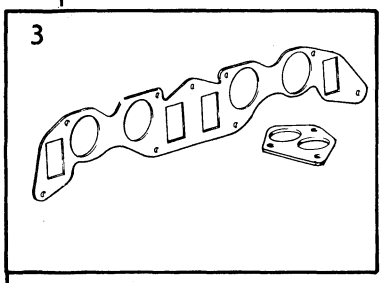

VOLVO
KA 9363

Sida Page	Grupp Group	Reparationssatser grupp 2a	Repair kits group 2a	Illustration	0100
		kolvsats ramlagersats	piston kit main bearing kit	26100	
6	10a	vevlagersats låsbrickssats	big end bearing kit lock washer kit	1980–04	

	Pos. Fig.	Antal/Quantity				Artikel nr Part No	Benämning	Description	Sats Kit	B P S R	Anmärkning Notes	
	1	4	–	–	–	272002-7	Kolvsats	Piston kit			STD MÄRKT D	0020
											142 CH–393949	0040
											144 CH–427999	0060
											145 CH–210049	0080
x		4	–	–	–	272056-3	Kolvsats	Piston kit		2	STD MÄRKT D (272008)	0100
											142 CH 393950–	0120
											144 CH 428000–	0140
											145 CH 210050–	0160
		4	–	–	–	272003-5	Kolvsats	Piston kit			0,03 MM ÖD MÄRKT G	0180
											142 CH–393949	0200
											144 CH–427999	[illegible]
											145 CH–210049	[illegible]
		4	–	–	–	272009-2	Kolvsats	Piston kit			0,03 MM ÖD MÄRKT G	0260
											142 CH 393950–	0280
											144 CH 428000–	0300
											145 CH 210050–	0320
		4	–	–	–	272012-6	Kolvsats	Piston kit			0,381 MM ÖD	[illegible]
											142 CH–393949	[illegible]
											144 CH–427999	0380
											145 CH–210049	0400
		4	–	–	–	272011-8	Kolvsats	Piston kit			0,381 MM ÖD	0420
											142 CH 393950–	0440
											144 CH 428000–	0460
											145 CH 210050–	0480
		4	–	–	–	272004-3	Kolvsats	Piston kit			0,762 MM ÖD	0500
											142 CH–393949	0520
											144 CH–427999	0540
											145 CH–210049	0560
		4	–	–	–	272010-0	Kolvsats	Piston kit			0,762 MM ÖD	0580
											142 CH 393950–	0600
											144 CH 428000–	0620
											145 CH 210050–	0640
x	2	4	–	–	–	275334-1	.Kolvringssats	.Piston ring kit		2	STD (275306)	0660
x		4	–	–	–	275335-8	.Kolvringssats	.Piston ring kit		3	0,381 MM ÖD (275314)	0680
x		4	–	–	–	275336-6	.Kolvringssats	.Piston ring kit		5	0,762 MM ÖD (275307)	0700
												0720
												0740
	3	1	–	–	–	271214-9	Ramlagersats	Main bearing kit			STD	[illegible]
		1	–	–	–	271215-6	Ramlagersats	Main bearing kit			0,254 MM UD	[illegible]
		1	–	–	–	271216-4	Ramlagersats	Main bearing kit			0,508 MM UD	0800
												0820
												0840
	4	1	–	–	–	271051-5	Vevlagersats	Big end bearing kit			STD 142 CH–393949	0860
											144 CH–427999	[illegible]
											145 CH–210049	[illegible]
		1	–	–	–	271063-0	Vevlagersats	Big end bearing kit			STD 142 CH 393950–	0920
											144 CH 428000–	0940
											145 CH 210050–	0960
		1	–	–	–	271052-3	Vevlagersats	Big end bearing kit			0,254 MM UD	0980
											142 CH–393949	1000
											144 CH–427999	1020
											145 CH–210049	1040
		1	–	–	–	271064-8	Vevlagersats	Big end bearing kit			0,254 MM UD	1060
											142 CH 393950–	1080
											144 CH 428000–	1100
											145 CH 210050–	1120
		1	–	–	–	271053-1	Vevlagersats	Big end bearing kit			0,508 MM UD	1140
											142 CH–393949	1160
											144 CH–427999	1180
											145 CH–210049	1200



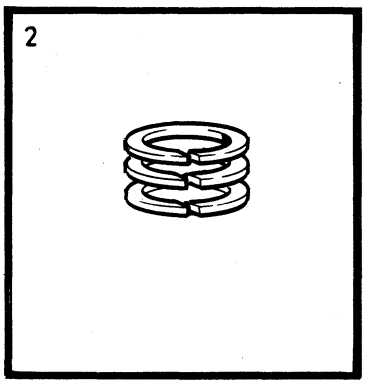

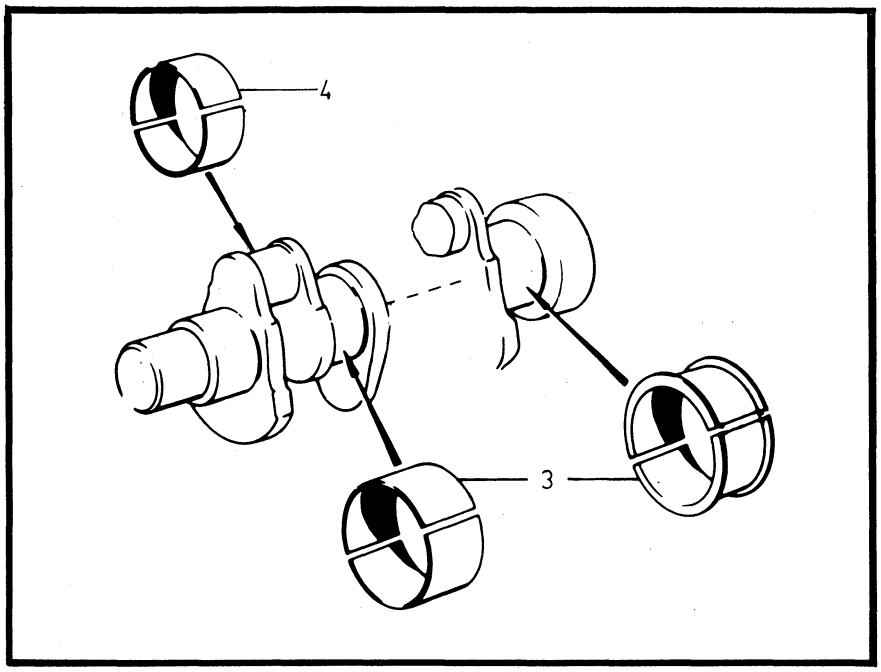



VOLVO PARTS
1 101 26100
(111:1)

Sida Page	Grupp Group	Reparationssatser grupp 2a	Repair kits group 2a	Illustration	0100
		kolvsats ramlagersats	piston kit main bearing kit	26100	
8	10a	vevlagersats låsbrickssats	big end bearing kit lock washer kit	1980–04	

Pos. Fig.	Antal/Quantity				Artikel nr Part No	Benämning	Description	Sats Kit	B P S R	Anmärkning Notes	
	1	–	–	–	271065-5	Vevlagersats	Big end bearing kit			0,508 MM UD	1220
										142 CH 393950–	1240
										144 CH 428000–	1260
										145 CH 210050–	1280
											1300
											1320
5	1	–	–	–	275701-1	Låsbrickssats, motor	Lock washer kit, engin	E			1340


1

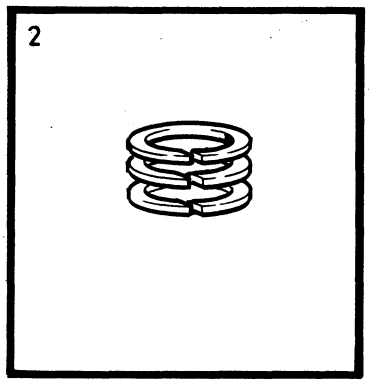
2

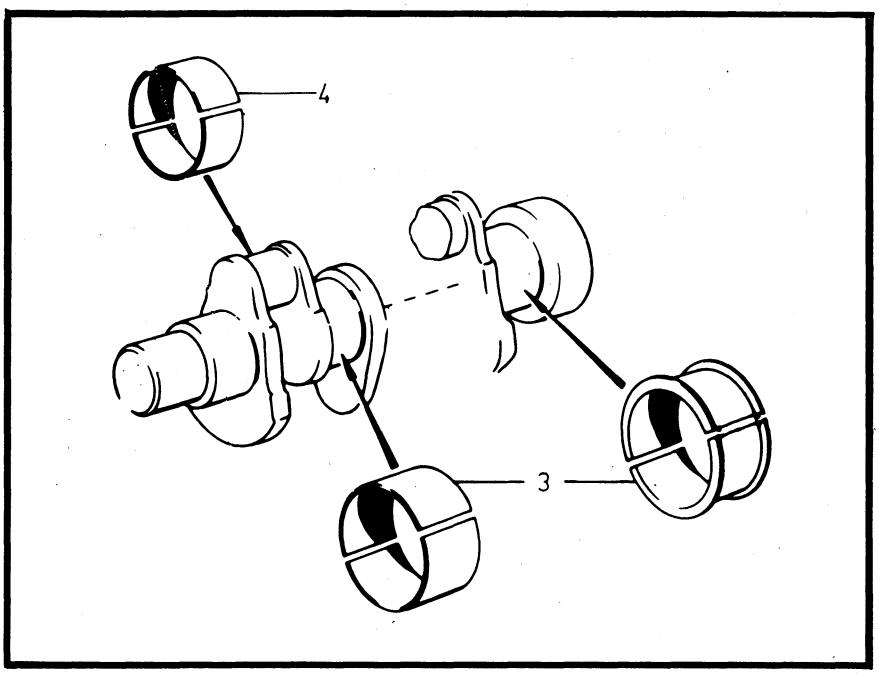
4
3


5

Sida Page	Grupp Group	Reparationssatser grupp 2b	Repair kits group 2b	Illustration	0150
		kylarslangsats termostatsats	radiator hose kit thermostat kit	26101	
10	10a	packningssats vattenpump	water pump gasket kit	1980–04	

	Pos. Fig.	Antal/Quantity				Artikel nr Part No	Benämning	Description	Sats Kit	B P S R	Anmärkning Notes	
	1	1	–	–	–	273236-0	Kylarslangsats, ...	Radiator hose kit, ...				0020
							övre	upper				0040
	2	1	–	–	–	273279-0	Kylarslangsats, ...	Radiator hose kit				0060
							undre	lower				0080
												0100
	3	1	–	–	–	273342-6	Termostatsats	Thermostat kit		1	82C, 180F (273164)	0120
		1	–	–	–	273277-4	Termostatsats	Thermostat kit			92C, 197F	0140
												0160
x	4	1	–	–	–	275540-3	Packningssats, ...	Gasket kit, ...			B20B, B20E, B20F	0180
							vattenpump	water pump				0200
x		1	–	–	–	275541-1	Packningssats, ...	Gasket kit, ...			B20A	02[illegible]
							vattenpump	water pump				0[illegible]





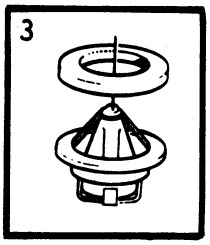

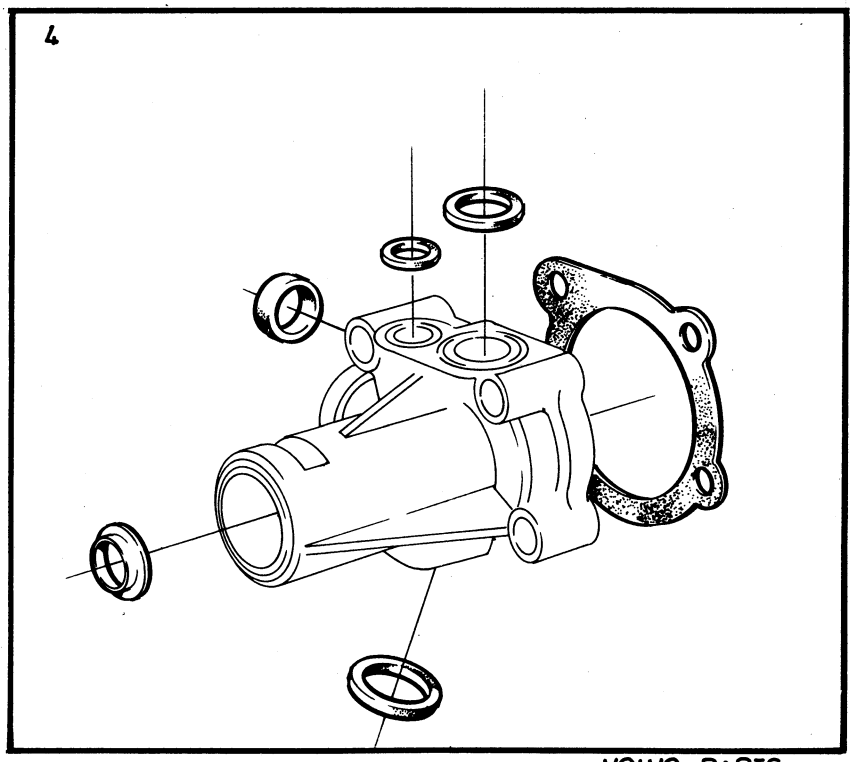

VOLVO PARTS
1 101 26101
(111:1)

Sida Page	Grupp Group	Reparationssatser grupp 2c	Repair kits group 2c	Illustration	0200
		bensinpump, förgasare,	fuel pump, carburetter	27053	
12	10a	sats 1000–mils service	kit 6000 mile (10.000 km) service	1980–04	

	Pos. Fig.	Antal/Quantity				Artikel nr Part No	Benämning	Description	Sats Kit	B P S R	Anmärkning Notes	
	1	1	–	–	–	276303-5	Reparationssats bensinpump 460429	Repair kit fuel pump 460429			MÄRKT APG	0020 0040
	2	1	–	–	–	276305-0	Reparationssats bensinpump 460497	Repair kit fuel pump 460497			MÄRKT SEV	0060 0080 0100 0120
	3	1	–	–	–	276295-3	Reparationssats förgasare 237436, 237558, 237559, 237613	Repair kit carburetter 237436, 237558, 237559, 237613			1)	0140 0160 0180
	4	1	–	–	–	276307-6	Reparationssats förgasare 237455, 237627	Repair kit carburetter 237455, 237627		1	1)	0200 0[illegible] 0240
	5	1	–	–	–	276302-7	Reparationssats förgasare 237458, 237459, 237552, 237553 237570, 237571, 237610 237611, 237622, 237623 237624	Repair kit carburetter 237458, 237459, 237552, 237553 237570, 237571, 237610 237611, 237622, 237623 237624			2)	0260 0280 0300 0320 0[illegible] 0[illegible]
	6	1	–	–	–	276297-9	Reparationssats förgasare 237451	Gasket kit (for carburetter 237451			1)	0380 0400
	7	–	–	–	–	276299-5	Reparationssats (för gasspjällaxel) förgasare 237436	Repair kit (for throttle spindle) carburetter 237436			1)	0420 0440 0460
		1	–	–	–	276300-1	Reparationssats (för gasspjällaxel) förgasare 237558, 237559, 237613	Repair kit (for throttle spindle) carburetter 237558, 237559, 237613			2)	0480 0500 0520 0540 0560 0580
	8	1	–	–	–	273301-2	Sats för byte av vacuumventil	Vacuum valve replacement kit			MRA	0600 0620 0640 0660
x	9	1	–	–	–	1266549-3	Bygelsats mängdmätare	Brace kit air fuel control unit		4		0680 0700
	10	1	–	–	–	462803-8	Lagersats mängdmätare	Brace kit air fuel control unit				0720 0740 0[illegible] 0[illegible]
x	11	1	–	–	–	273376-4	Reservdelssats 1000–mils service	Parts kit 6000 mile (10.000 km) service			B20A. 142, 144, 145	0800 0820

1. Sats för en förgasare. Kit for one carburetter. Jeu pour un carburateur. Satz für einen Vergaser. Juego para un carburador.
2. Sats för två förgasare. Kit for two carburetters. Jeu pour deux carburateurs. Satz für zwei Vergaser. Juego para dos carburadores.

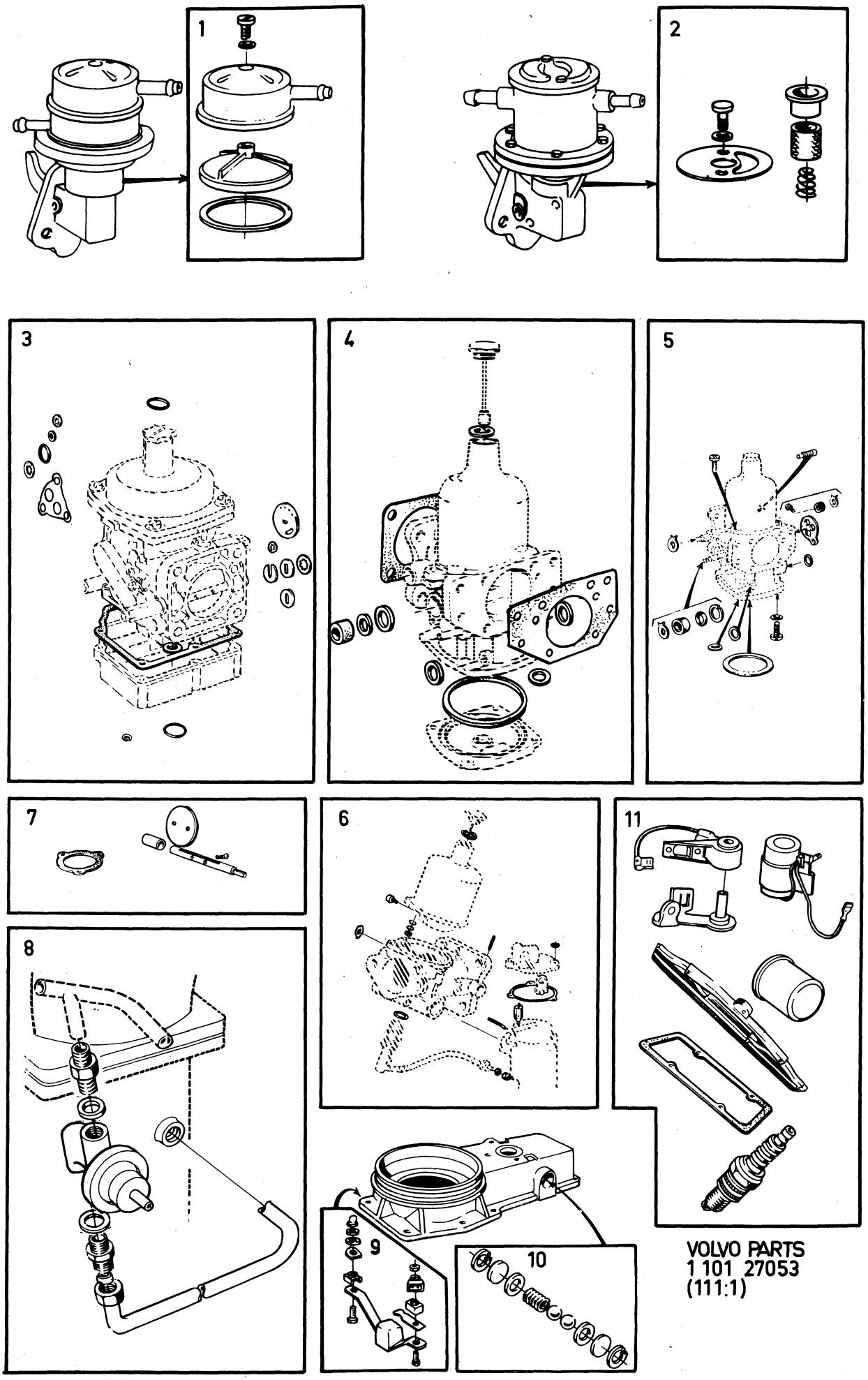

VOLVO PARTS
1 101 27053
(111:1)

Sida Page	Grupp Group	Reparationssatser grupp 2c avgassystem	Repair kits group 2c exhaust system	Illustration 13375 1980–04	0250
14	10a				

Pos. Fig.	Antal/Quantity				Artikel nr Part No	Benämning	Description	Sats Kit	B P S R	Anmärkning Notes	
1	1	–	–	–	273018-2	Sats för byte av avgassystem (upphängningsdetaljer)	Exhaust system replacement kit (mounting components)			B20A, B20B	0020 0040 0060
	1	–	–	–	273109-9	Sats för byte av avgassystem (upphängningsdetaljer)	Exhaust system replacement kit (mounting components)			B20E, B20F 142 CH–393949 144 CH –427999 145 CH–210049	0080 0100 0120 0140
2	1	–	–	–	273401-0	Sats för byte av avgassystem (upphängningsdetaljer)	Exhaust system replacement kit (mounting components)		1	B20A, B20B 142 CH 393950– 144 CH 428000– 145 CH 210050–	0160 0180 0200 [illegible]
	1	–	–	–	273402-8	Sats för byte av avgassystem (upphängningsdetaljer)	Exhaust system replacement kit (mounting components)		1	B20E, B20F M40 EXCL EE M41 USA, CAN. BW35 142 CH 393950– 144 CH 428000– 145 CH 210050–	[illegible] 0260 0280 0300 0320
	1	–	–	–	273403-6	Sats för byte av avgassystem (upphängningsdetaljer)	Exhaust system replacement kit (mounting components)		1	B20E, B20F M40 EEC. M41 EXCL USA, CAN 142 CH 393950– 144 CH 428000– 145 CH 210050–	[illegible] 0380 0400 0420

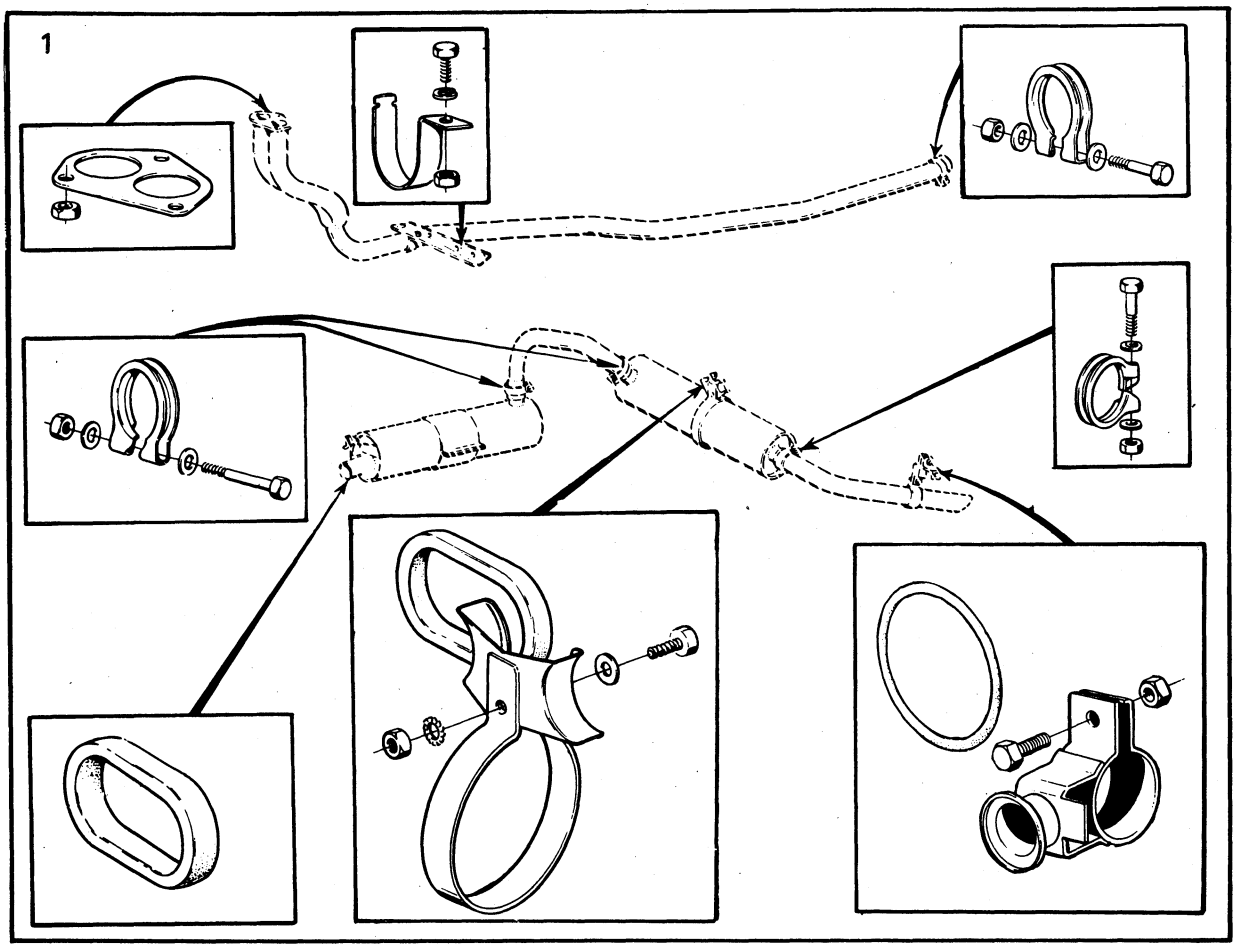
1

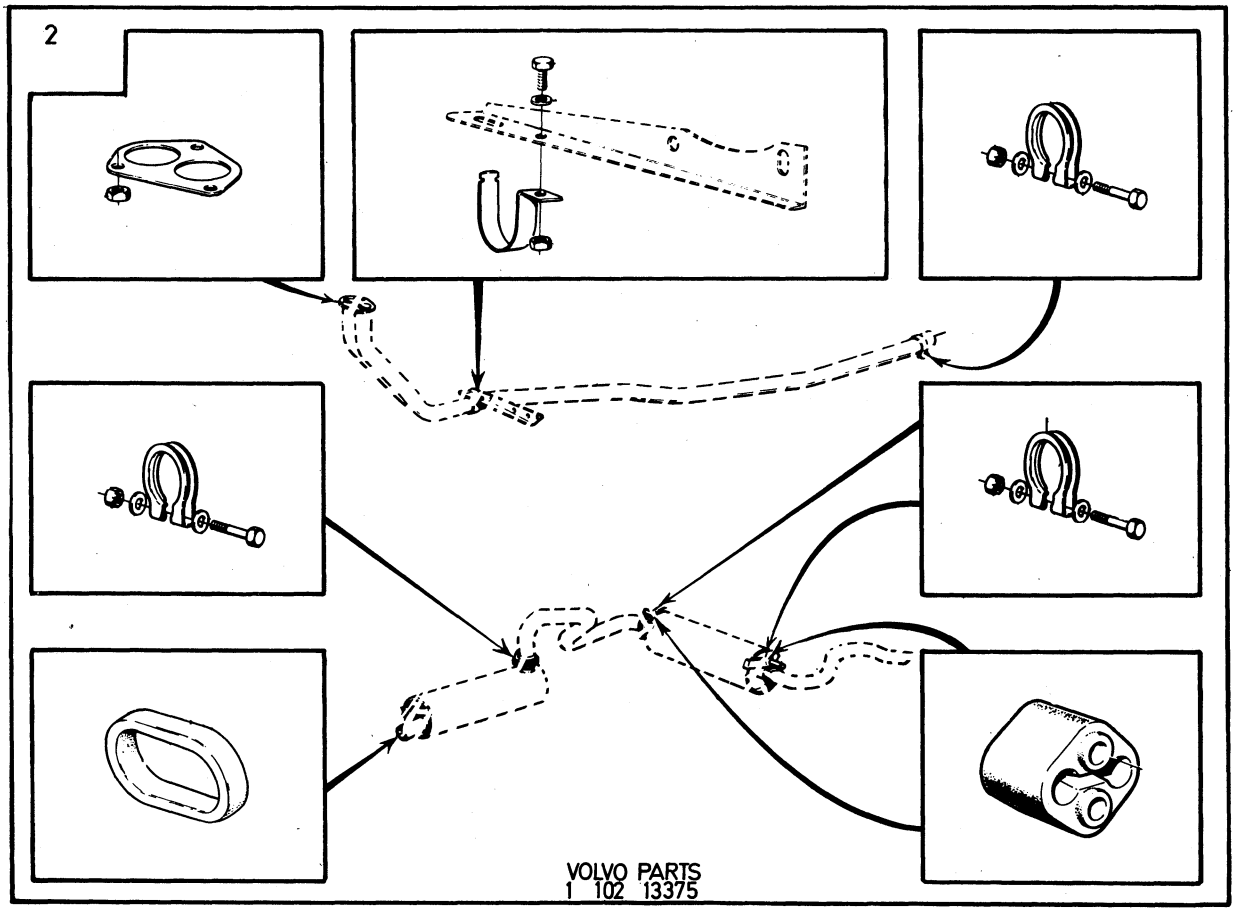
2
VOLVO PARTS
1 102 13375

Sida Page	Grupp Group	Reparationssatser grupp 2c	Repair kits group 2c	Illustration	0300
16	10a	avgassystem, kmpl	exhaust system replacement kit, cpl	13427 1980–04	

Pos. Fig.	Antal/Quantity				Artikel nr Part No	Benämning	Description	Sats Kit	B P S R	Anmärkning Notes	
1	–	–	–	–	273324-4	Sats för byte av ..... avgassystem, kmpl	Exhaust system ..... replacement kit, cpl			142 CH–393949 144 CH–427999 145 CH–210049	0020 0040 0060

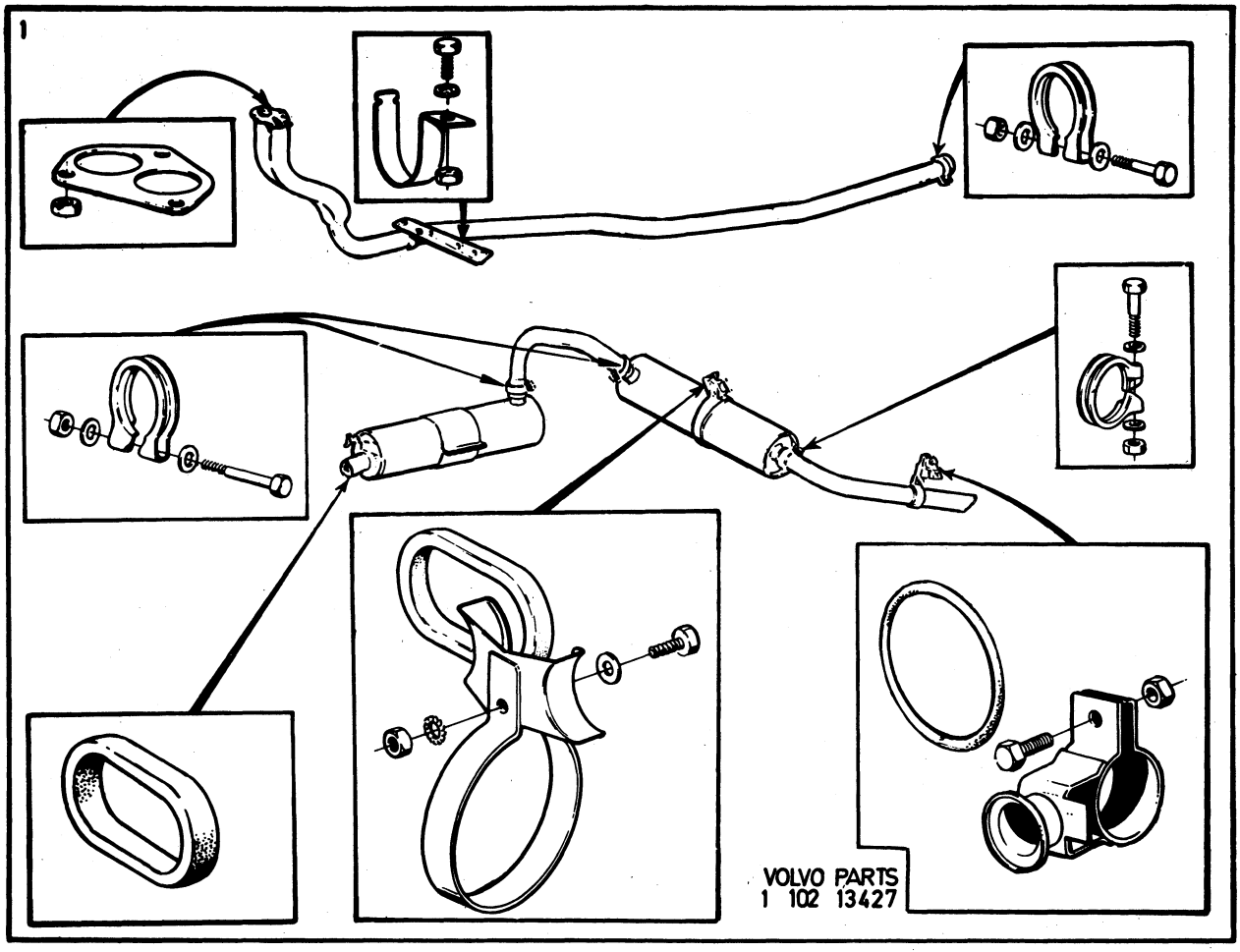
1
VOLVO PARTS
1 102 13427

Sida Page	Grupp Group	Reparationssatser GRUPP3 generator, startmotor	Repair kits group 3 alternator, starter motor	Illustration
18	10a			27054 1980–04

	Pos. Fig.	Antal/Quantity				Artikel nr Part No	Benämning	Description	Sats Kit	BPSR	Anmärkning Notes	
		–	–	–	–		Reparationssats för	Repair kit for				0020
							växelströmsgenerator	alternator				0040
							detaljnr	part no.				0060
	1	1	–	–	–	273508-2	.419420, 460085, ...	.419420, 460085, ...			(419509)	0080
							462892, 462893	462892, 462893				0100
												0120
	2	1	–	–	–	480651-9	.419420, 460085	.419420, 460085			(419501)	0140
		1	–	–	–	1207426-6	.462892, 462893	.462892, 462893		2		0160
												0180
	3	1	–	–	–	827562-0	.460085	.460085				0200
		1	–	–	–	1207427-4	.462892, 462893	.462892, 462893		2		0220
												0240
	4	1	–	–	–	273512-4	.419420, 460085	.419420, 460085			(419503)	0260
		1	–	–	–	1207429-0	.462892, 462893	.462892, 462893				0280
												0300
	5	1	–	–	–	419508-7	.419420, 460085, ...	.419420, 460085, ...				0320
							462892, 462893	462892, 462893				0340
												0360
x	6	1	–	–	–	273515-7	.419420	.419420			(419511)	0380
		1	–	–	–	273509-0	.460085	.460085				0400
		1	–	–	–	1207425-8	.462892, 462893	.462892, 462893		2		0420
												0440
	7	1	–	–	–	419515-2	.419420, 462892	.419420, 462892				0460
x		–	–	–	–	3277463-0	.460085, 462893	.460085, 462893		3	(273510)	0480
												0500
	8	1	–	–	–	273513-2	.419420, 460085, ...	.419420, 460085, ...				0520
							462892, 462893	462892, 462893				0540
												0560
	9	1	–	–	–	419514-5	.419420, 460085, ...	.419420, 460085, ...				0580
							462892, 462893	462892, 462893				0600
												0620
	10	1	–	–	–	273539-7	.241527, 241735, ...	.241527, 241735, ...		2	(241698)	0640
							243793	243793				0660
												0680
	11	1	–	–	–	273538-9	.241527, 241735, ...	.241527, 241735		2	(241697)	0700
							243793	243793				0720
												0740
	12	1	–	–	–	273506-6	Diodsats, + för	Diode kit, + for				0760
							växelströmsgenerator	alternator				0780
							419420, 460085,	419420, 460085,				0800
							462892, 462893	462892, 462893				0820
		1	–	–	–	273507-4	Diodsats,– för	Diode kit,– for				0840
							växelströmsgenerator	alternator				0860
							419420, 460085,	419420, 460085,				0880
							462892, 462893	462892, 462893				0900
												0920
x	13	1	–	–	–	244456-0	Elborstsats för	Carbon brush kit for		2	(241685)	0940
							växelströmsgenerator	alternator				0960
							241527, 241735,	241527, 241735,				0980
							243793	243793				1000
												1020
	14	1	–	–	–	240604-9	Elborstsats för	Carbon brush kit for				1040
							startmotor 240360	starter motor 240360				1060
x		1	–	–	–	834518-3	Elborstsats för	Carbon brush kit for		2		1080
							startmotor 463856	starter motor 463856				1100
												1120
x	15	1	–	–	–	241300-3	Reparationssats för	Repair kit for				1140
							startmotor 463856	starter motor 463856				1160

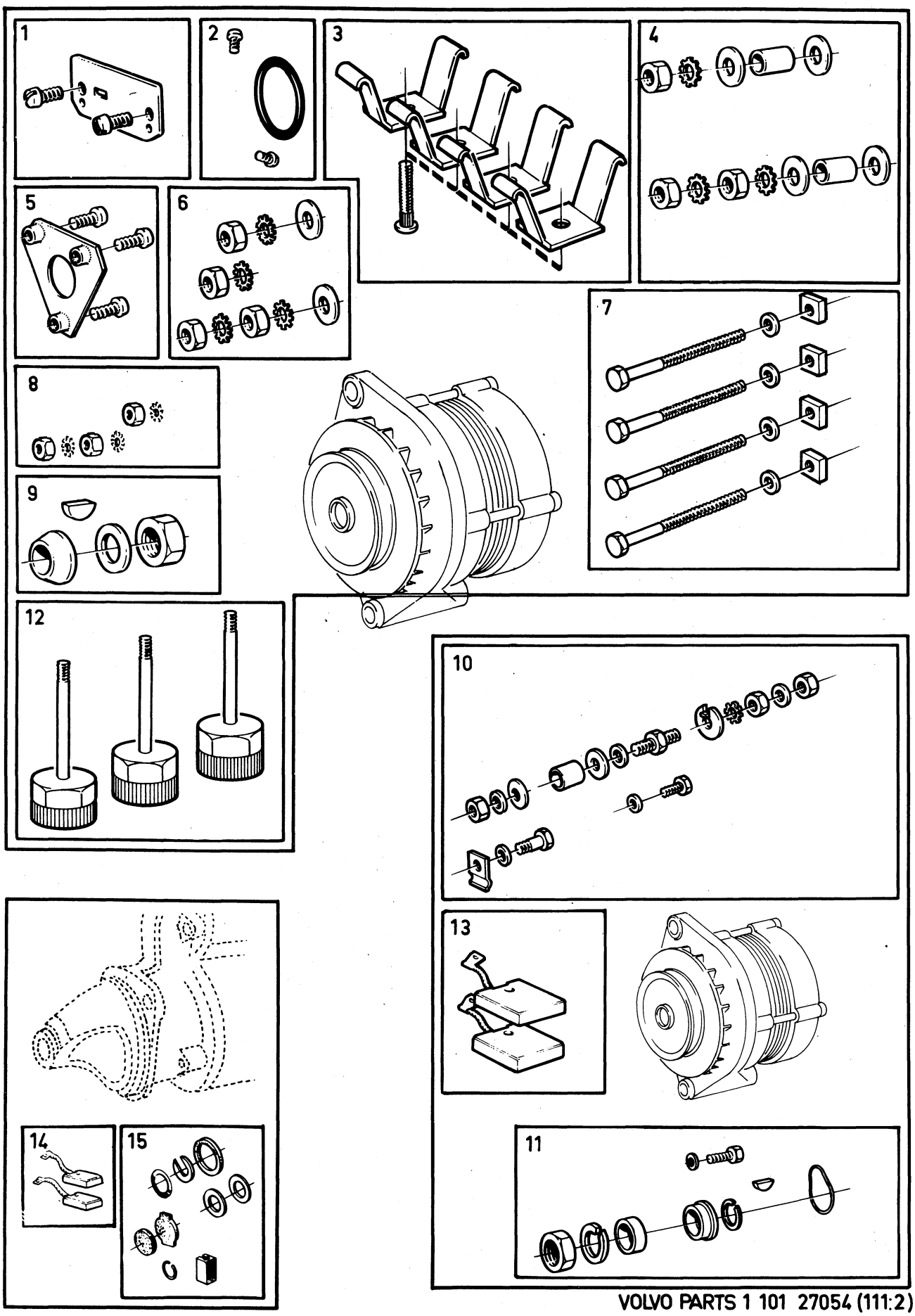
1
2
3
4
5
6
7
8
9
10
11
12
13
14
15

Sida Page	Grupp Group	Reparationssatser grupp 3 tändfördelare	Repair kits group 3 distributor	Illustration 27055 1980–04
20	10a			

	Pos. Fig.	Antal/Quantity				Artikel nr Part No	Benämning	Description	Sats Kit	B P S R	Anmärkning Notes	
x	1	1	–	–	–	275561-9	Tändledningssats	Ingniton cable kit			(275560)	0020
												0040
	2	1	–	–	–	241659-2	Hållfjädersats	Retainer spring kit				0060
							för fördelare	for distributor				0080
							241529, 243186	241529, 243186				0100
												0120
	3	1	–	–	–	241652-7	Kontaktsats	Breaker point kit				0140
							för fördelare	for distributor				0160
							241529, 462551	241529, 462551				0180
x		1	–	–	–	1306169-2	Kontaktsats	Breaker point kit		1	(241664)	0200
							för fördelare	for distributor				0220
							243186, 243314,	243186, 243314,				0240
							243764	243764				0260
		1	–	–	–	243799-4	Kontaktsats	Breaker point kit				0280
							för fördelare	for distributor				0300
							462552	462552				0320
												0340
	4	1	–	–	–	243022-1	Kontaktinsats	Braker point kit				0360
							för fördelare	for distributor				0380
							243314, 243764	243314, 243764				0400
												0420
	5	1	–	–	–	241655-0	Reparationssats	Repair kit				0440
							för fördelare	for distributor				0460
							241529, 243186	241529, 243186				0480
												0500
	6	1	–	–	–	241656-8	Reparationssats	Repair kit				0520
							för fördelare	for distributor				0540
							241529, 243186	241529, 243186				0560
												0580
	7	1	–	–	–	273521-5	Reparationssats	Repair kit				0600
							för fördelare	for distributor				0620
							241529, 243186,	241529, 243186,				0640
							462551, 462552	462551, 462552				0660
												0680
	8	1	–	–	–	241658-4	Reparationssats	Repair kit				0700
							för fördelare	for distributor				0720
							241529, 243186	241529, 243186				0740

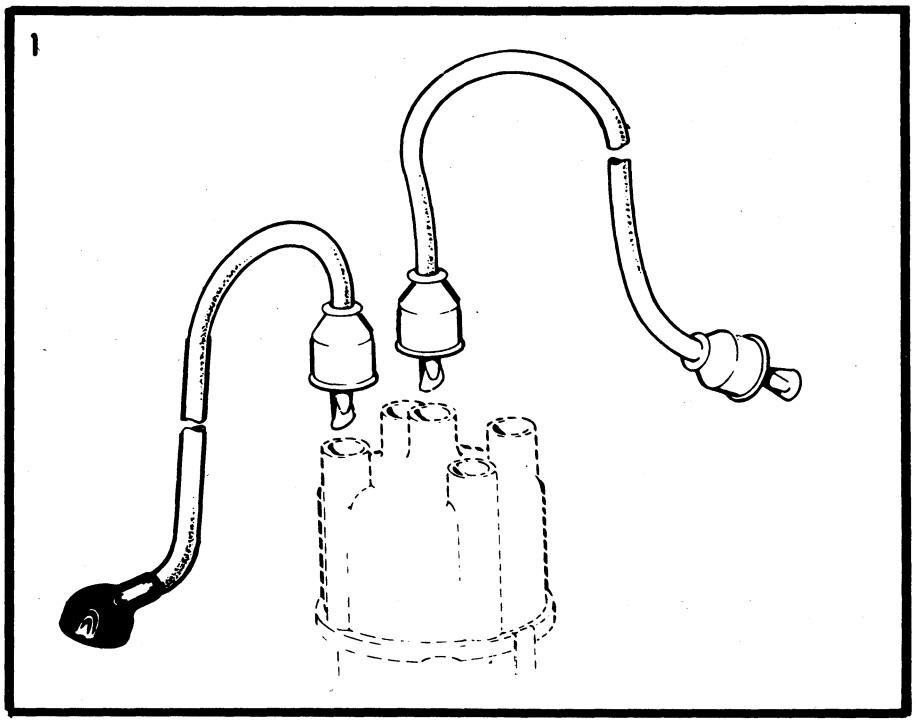

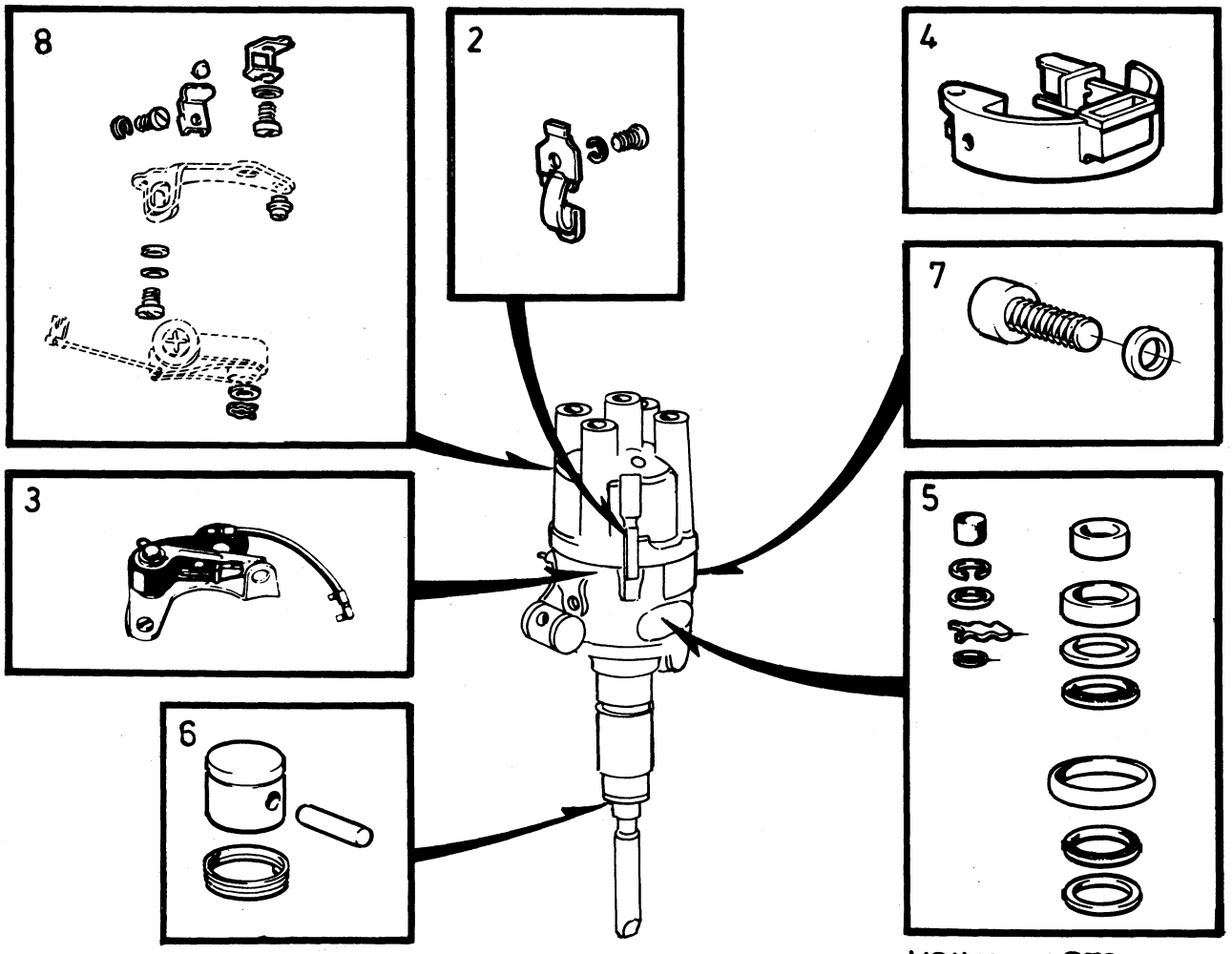

VOLVO PARTS
1 101 27055
(111:2)

Sida Page	Grupp Group	Reparationssatser grupp 4 koppling, växellåda, bakaxel, kardanaxel	Repair kits group 4 clutch, gearbox, rear axle, propeller shaft	Illustration 27056 1980–04	0450
22	10a				

	Pos. Fig.	Antal/Quantity				Artikel nr Part No	Benämning	Description	Sats Kit	B P S R	Anmärkning Notes	
	1	1	–	–	–	275933-0	Lamellbeläggsats	Clutch facing kit			B20A, B20B	0020
		1	–	–	–	275935-5	Lamellbeläggsats	Clutch facing kit			B20E, B20F	0040
												0060
												0080
	2	1	–	–	–	273016-6	Monteringssats, stötdämpare	Installation kit shock absorber			EXCL GT	0100
												0120
												0140
												0160
	3	1	–	–	–	275488-5	Packningssats, växellåda	Gasket kit, gear box			M40	0180
												0200
	4	1	–	–	–	275416-6	Packningssats, växellåda	Gasket kit, gear box			M41	[illegible]
												0240
												0260
												0280
x	5	1	–	–	–	273408-5	Kronhjul och pinjongsats	Crown wheel and pinion kit		3	BXL UTV 4,1:1 (273251)	0300
												0320
x		1	–	–	–	273407-7	Kronhjul och pinjongsats	Crown wheel and pinion kit		3	BXL UTV 4,1:1 (273126)	[illegible]
		1	–	–	–	273128-9	Kronhjul och pinjongsats	Crown wheel and pinion kit			BXL UTV 4,30:1	0380
												0400
												0420
												0440
	6	1	–	–	–	273224-6	Differentialdrevsats	Differential drive gear kit				0460
												0480
												0500
												0520
	7	1	–	–	–	273202-2	Skruvsats (kardanaxel)	Bolt kit (propeller shaft)				0540
												0560
												0580
												0600
	8	1	–	–	–	273413-5	Tätningsringssats (bakaxel)	Seal ring kit (rear axle)		2	142 CH–343369 144 CH–364568 145 CH–169975	0620 0640 0660

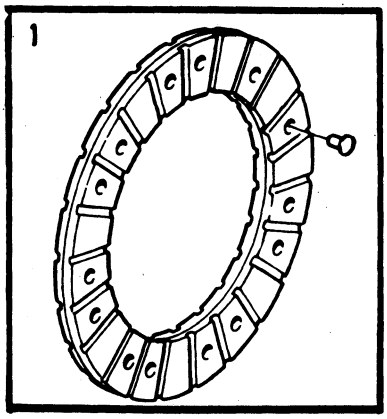







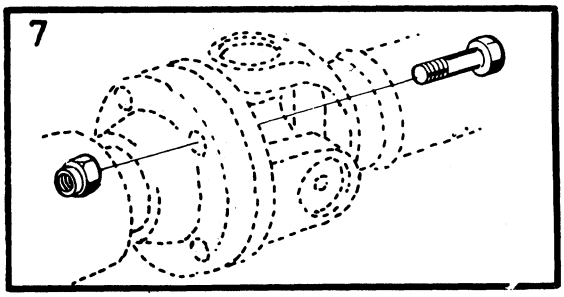





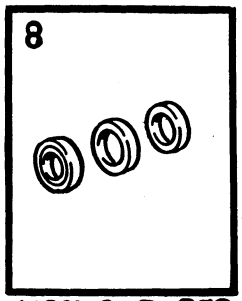

VOLVO PARTS
1 101 27056
(111:3)

Sida Page	Grupp Group	Reparationssatser grupp 4 automatväxellåda BW35	Repair kits group 4 automatic gearbox BW35	Illustration 27057 1980–04	0500
24	10a				

	Pos. Fig.	Antal/Quantity				Artikel nr Part No	Benämning	Description	Sats Kit	B P S R	Anmärkning Notes	
	1	1	–	–	–	273222-0	Fjädersats för kontrollsystem, växellåda 254680	Spring kit for valve bodies assembly, gearbox 254680				0020 0040 0060
x		1	–	–	–	273235-2	Fjädersats för kontrollsystem, växellåda 254677, 254679, 254708, 254760 254773	Spring kit for valve bodies assembly, gearbox 254677, 254679, 254708, 254760 254773	,		(273271)	0080 0100 0120 0140 0160
		1	–	–	–	273282-4	Fjädersats för kontrollsystem, växellåda, 254698, 254751	Spring kit for valve bodies assembly, gearbox, 254698, 254751				0180 0200 0220 0240 0260 0280
	2	1	–	–	–	276501-4	Gummi–och tätningsringsats	O–ring and seal ring kit				0300 0320 0340 0360
	3	1	–	–	–	273269-1	Lamellsats, bakre	Disc kit, rear				0380
		1	–	–	–	276505-5	Lamellsats främre, för växellåda 254677, 254679, 254680 254708, 254760, 254773	Disc kit forward, for gearbox 254677, 254679, 254680 254708, 254760, 254773				0400 0420 0440 0460
		1	–	–	–	273121-4	Lamellsats främre, för växellåda 254698, 254751	Disc kit forward, for gearbox 254698, 254751				0480 0500 0520 0540 0560
	4	1	–	–	–	273268-3	Oljeringssats	Oil ring kit				0580 0600 0620
	5	1	–	–	–	273221-2	Packningssats, växellåda	Gasket kit, gearbox				0640 0660 0680 0700
	6	1	–	–	–	276504-8	Tryckbricksats	Thrust washer kit				0720 0740 0760
x	7	1	–	–	–	273432-5	Reparationsats (fjäder, låsring)	Repair kit (spring, circlip)		3	(273203)	0780 0800 0820 0840
	8	1	–	–	–	273152-9	Stålrullesats (frihjul) överväxel	Steel roller kit (freewheel) overdrive				0860 0880 0900 0920
	9	1	–	–	–	273151-1	Fjädersats (koppling) överväxel	Spring kit (clutch) overdrive				0940 0960

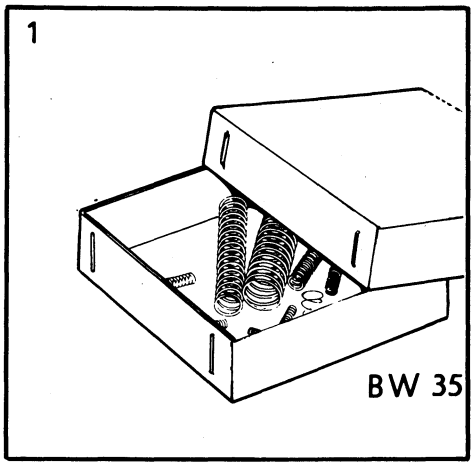

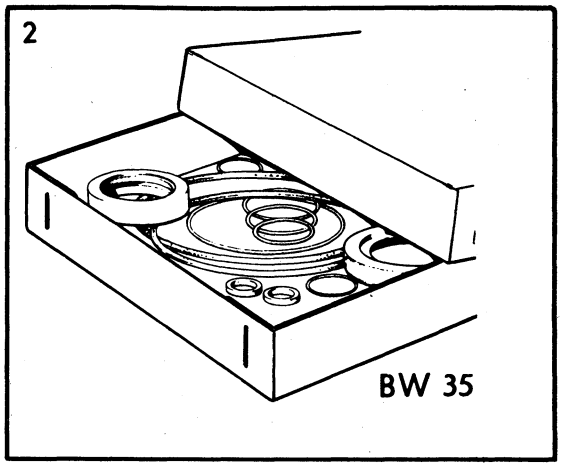

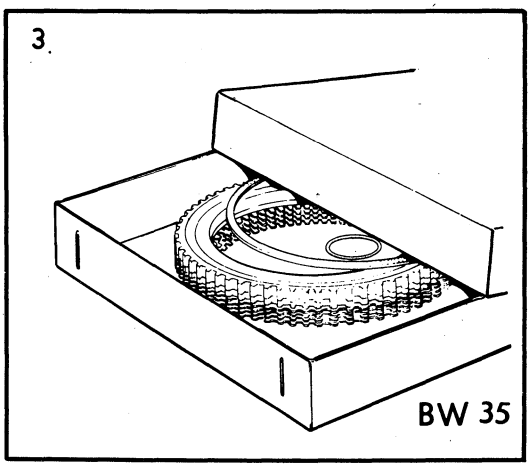

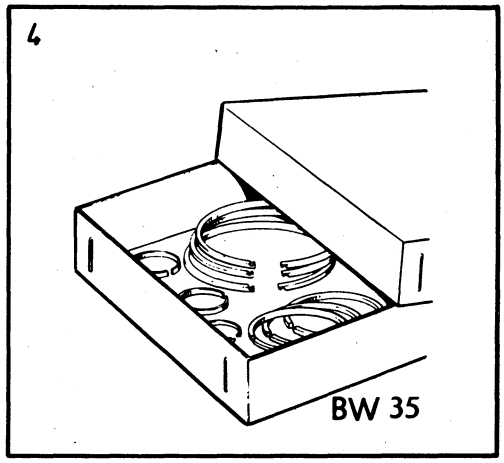

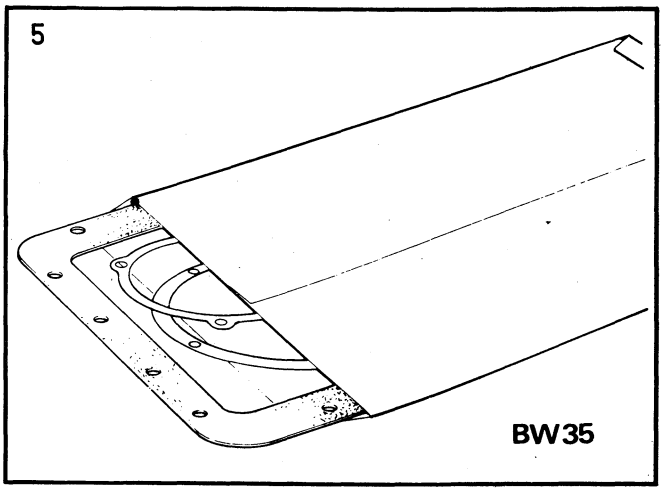

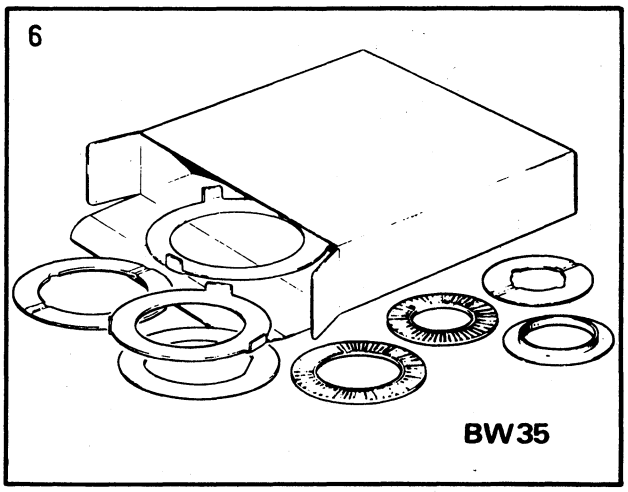

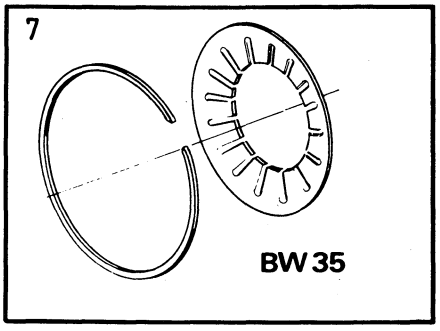

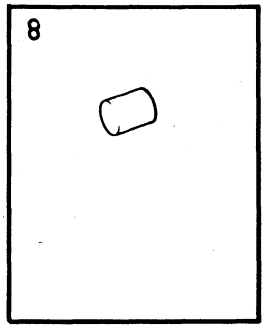

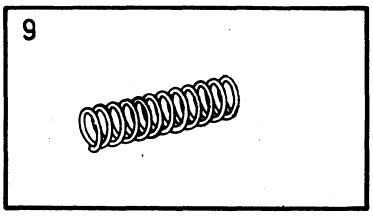

VOLVO PARTS
1 101 27057
(111:3)

Sida Page	Grupp Group	Reparationssatser grupp 5	Repair kits group 5	Illustration	
26	10a	framhjulsbroms, bakhjulsbroms	front wheel brake, rear wheel brake	27058 1980–04	0550

	Pos. Fig.	Antal/Quantity				Artikel nr Part No	Benämning	Description	Sats Kit	B P S R	Anmärkning Notes	
	1	1	–	–	–	272566-1	Bromsklotssats, framhjul	Brake pad kit, front wheel			GIRLING.	0020 0040
		1	–	–	–	275894-4	Bromsklotssats, framhjul	Brake pad kit, front wheel		1	GIRLING. TAXI	0060 0080
x		1	–	–	–	272678-4	Bromsklotssats, framhjul	Brake pad kit, front wheel		1	ATE. (272568)	0100 0120 0140 0160
		1	–	–	–	272567-9	Bromsklotssats, bakhjul	Brake pad kit, rear wheel			GIRLING.	0180 0200
x		1	–	–	–	272895-4	Bromsklotssats, bakhjul	Brake pad kit, rear wheel			GIRLING. TAXI	[illegible] 0240
x		1	–	–	–	272675-0	Bromsklotssats, bakhjul	Brake pad kit rear wheel		1	ATE. (272569)	0260 0280 0300 0320
	2	1	–	–	–	273071-1	Reparationssats, framhjulsbroms	Repair kit, front wheel brakes			GIRLING.	[illegible]
		1	–	–	–	272506-7	Reparationssats, framhjulsbroms	Repair kit, front wheel brakes			ATE.	0380 0400 0420 0440
	3	1	–	–	–	273114-9	Reparationssats, bakhjulsbroms	Repair kit, rear wheel brakes			GIRLING.	0460 0480
		2	–	–	–	272527-3	Reparationssats, bakhjulsbroms	Repair kit, rear wheel brakes			ATE.	0500 0520

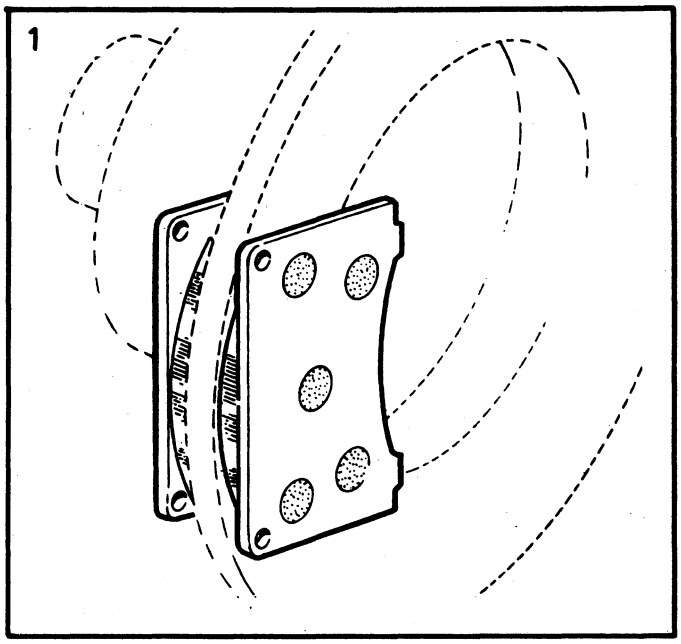

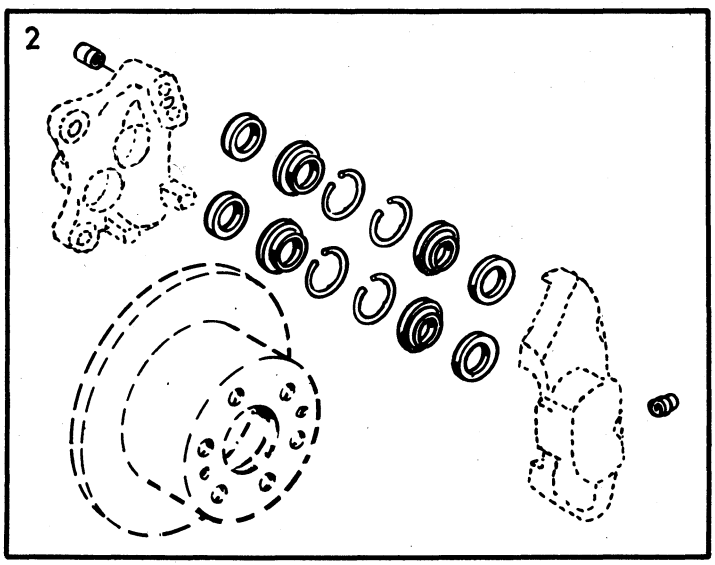

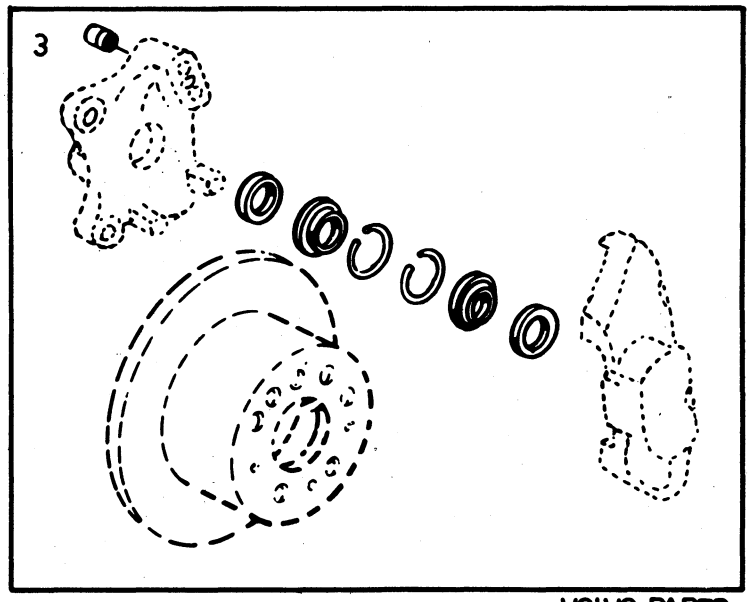

VOLVO PARTS
1 101 27058
(111:4)

Sida Page	Grupp Group	Reparationssatser grupp 5	Repair kits group 5	Illustration	0600
		huvudcylinder, vacuumbromscylinder,	master cylinder, vacuum brake	27059	
28	10a	handbromssats	cylinder, handbrake kit	1980–04	

	Pos. Fig.	Antal/Quantity				Artikel nr Part No	Benämning	Description	Sats Kit	B P S R	Anmärkning Notes	
	1	1	–	–	–	273125-5	Reparationssats, ... huvudcylinder det nr 673766	Repair kit, ... master cylinder part no. 673766				0020 0040 0060
	2	1	–	–	–	273226-1	Reparationssats, ... huvudcylinder det nr 1212406	Repair kit ..... master cylinder part no. 1212406				0080 0100 0120 0140 0160
	3	1	–	–	–	273234-5	Reparationssats, ... vacuumbromscylinder det nr 1212405	Repair kit, ... vacuum brake cylinder part no. 1212405				0180 0200 0220 0240 0260
x	4	1	–	–	–	272637-0	Reparationssats, ... framhjulsbroms (monteringsdetaljer)	Repair kit, ... front wheel brakes (mounting parts		1	GIRLING.	0280 0300 0320
x	5	1	–	–	–	276238-3	Reparationssats, ... framhjulsbroms (monteringsdetaljer)	Repair kit, ... front wheel brakes (mounting parts)			ATE.	0340 0360 0380 0400 0420
x	6	1	–	–	–	272641-2	Reparationssats, ... bakhjulsbroms (monteringsdetaljer)	Repair kit, ... rear wheel brakes (mounting parts)		1	GIRLING.	0440 0460 0480
x		1	–	–	–	272642-0	Reparationssats, ... bakhjulsbroms (monteringsdetaljer)	Repair kit, ... rear wheel brakes (mounting parts)		1	ATE.	0500 0520 0540 0560 0580
	7	1	–	–	–	273200-6	Handbromssats ..... (mittplacerad)	Handbrake kit ..... (centre located)				0600 0620

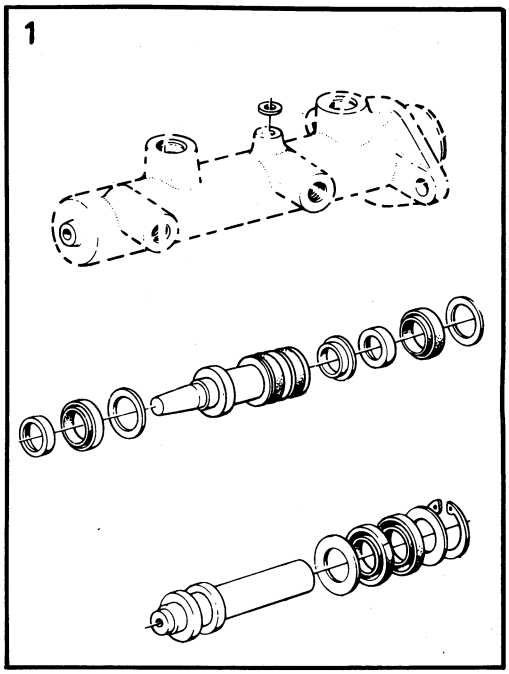

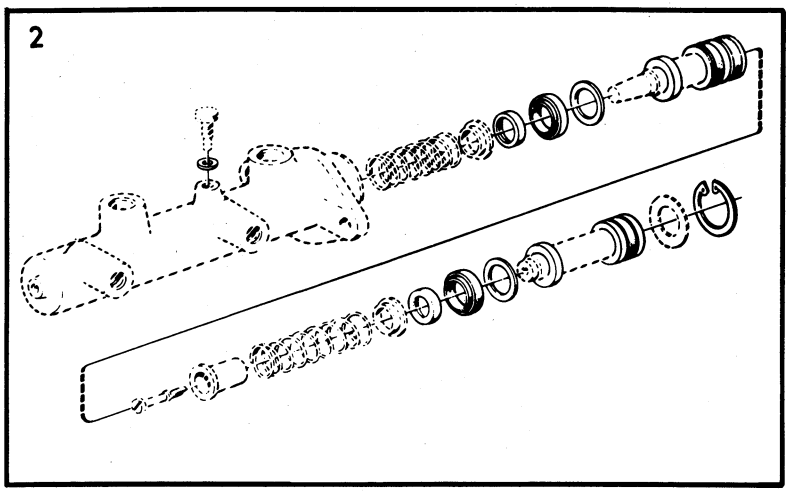

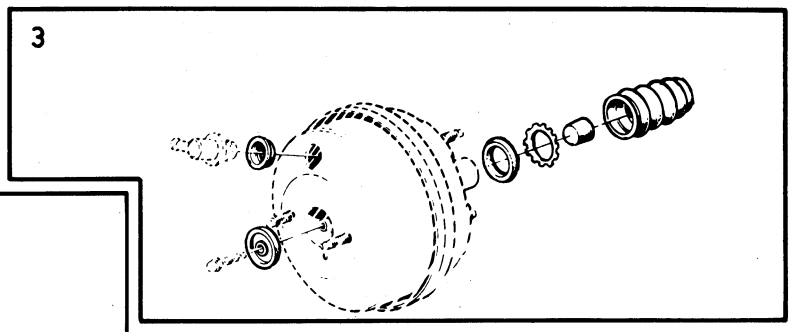

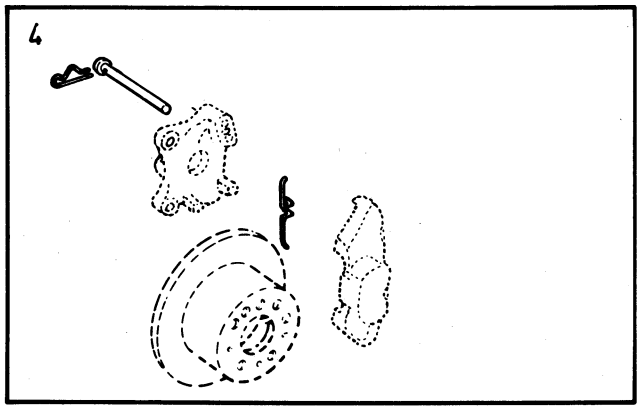





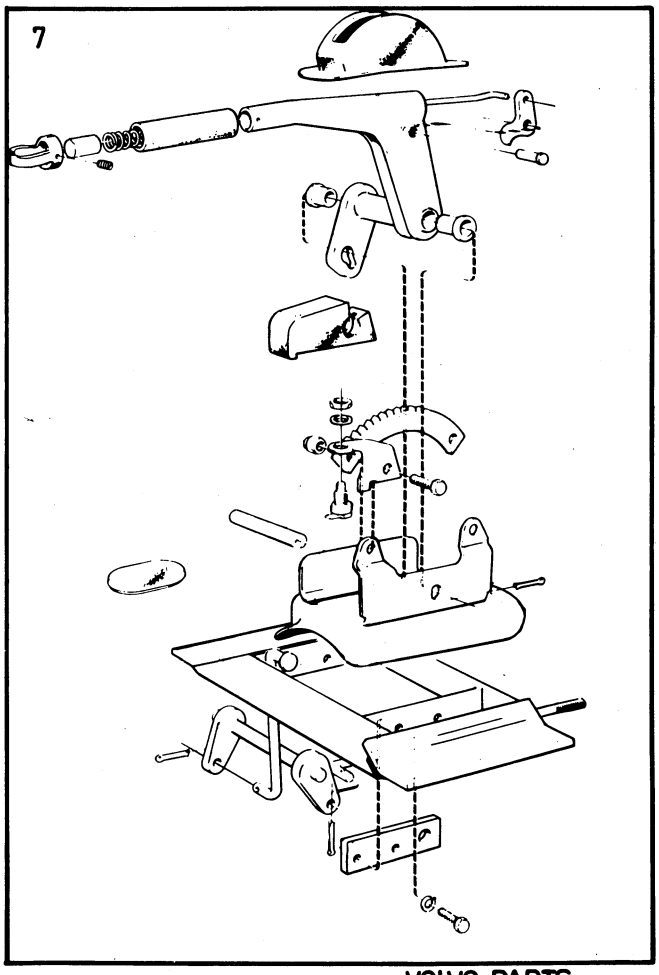

VOLVO PARTS
1101 27059
(111:4)

Sida Page	Grupp Group	Reparationssatser grupp 6	Repair kits group 6	Illustration	0650
30	10a	stötdämpare, framhjulslager, styrinrättning, hjulkapsel	shock absorber, front wheel bearing steering gear, wheel cap	27060 1980–04	

	Pos. Fig.	Antal/Quantity				Artikel nr Part No	Benämning	Description	Sats Kit	B P S R	Anmärkning Notes	
x	1	2	–	–	–	273354-1	Stötdämparsats	Shock absorber kit		1	142, 144, 145. 142 USA CH–374513 142 VENV–USA CH–368969 144 USA CH–403297 144 VENV–USA CH–397631 145 USA CH–194406 145 VENV–USA CH–190744	0020 0040 0060 0080 0100 0120 0140
x		2	–	–	–	273348-3	Stötdämparsats	Shock absorber kit		1	142, 144 SPEC UTF S–1716, 1718–1720, 1779, 1781, 1782	0160 0180 0200
	2	2	–	–	–	273153-7	Monteringssats, stötdämpare	Installation kit, shock absorber				0220 0240 0260 0280
	3	2	–	–	–	273161-0	Framhjulslagersats	Front wheel bearing kit				0300 0320 0340
	4	1	–	–	–	273086-9	Ombussningssats, styrinrättning	Steering gear, rebushing kit			US	0360 0400 0420 0440
	5	1	–	–	–	271522-5	Packningssats, styrinrättning	Gasket kit, steering gear			MS	0460 0480
	6	1	–	–	–	271523-3	Packningssats, styrinrättning	Gasket kit, steering gear			MS	0500 0520 0540 0560
	7	4	–	–	–	273214-7	Hjulkapselsats	Wheel cap kit				0580

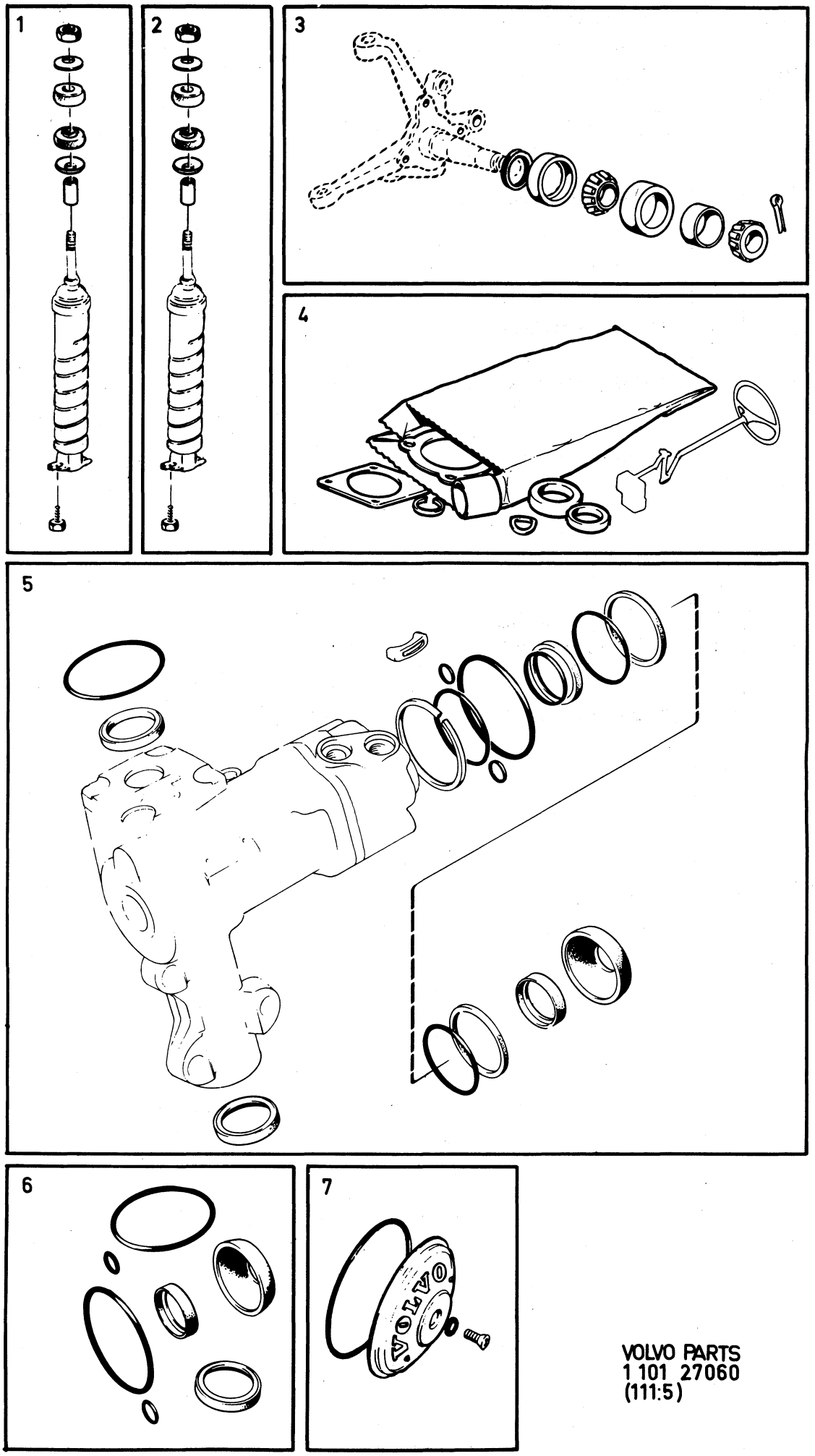

VOLVO PARTS
1 101 27060
(111:5)

Sida Page	Grupp Group	Reparationssatser grupp 8	Repair kits group 8	Illustration	0700
32	10a	kylargaller, strålkastarsarg, framstycke, framskärm	radiator grille, headlamp rim, front section, front mudguard	27061 1980–04	

Pos. Fig.	Antal/Quantity				Artikel nr Part No	Benämning	Description	Sats Kit	B P S R	Anmärkning Notes	
1	1	–	–	–	273295-6	Monteringssats, kylargaller	Installation kit, radiator grille				0020 0040 0060
2	1	–	–	–	273294-9	Monteringssats, strålkastarsarg, V	Installation kit, headlamp rim, L				0080 0100
	1	–	–	–	273296-4	Monteringssats, strålkastarsarg, H	Installation kit, headlamp rim, R				0120 0140 0160
3	1	–	–	–	273138-8	Monteringssats, framstycke	Installation kit, front section				0180 0200 0220
4	1	–	–	–	273144-6	Monteringssats, framskärm	Installation kit front mudgard				0240 0260 0280
5	1	–	–	–	276614-5	Sats för montering av utvändig backspegel blåtonat plant glas	Kit for mounting of outside driving mirror blue–tinted flat glass			142 CH–393949 144 CH–427999 145 CH–210049	0300 0320 0340
	1	–	–	–	276612-9	Sats för montering av utvändig backspegel blåtonat konvext glas	Kit for mounting of outside driving mirror blue–tinted convex glass			EXCL EEC. 142 CH–393949 144 CH–427999 145 CH–210049	0360 0380 0400 0420 0440 0460
	1	–	–	–	276613-7	Sarg för montering av utvändig backspegel blåtonat konvext glas	Kit for mounting of outside driving mirror blue–tinted convex glass			EEC. 142 CH–393949, 144 CH–427999 145 CH –210049	0480 0500 0520 0540

1

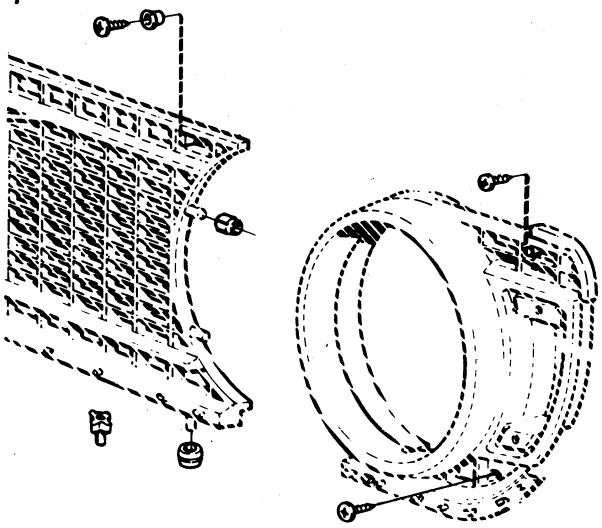

2

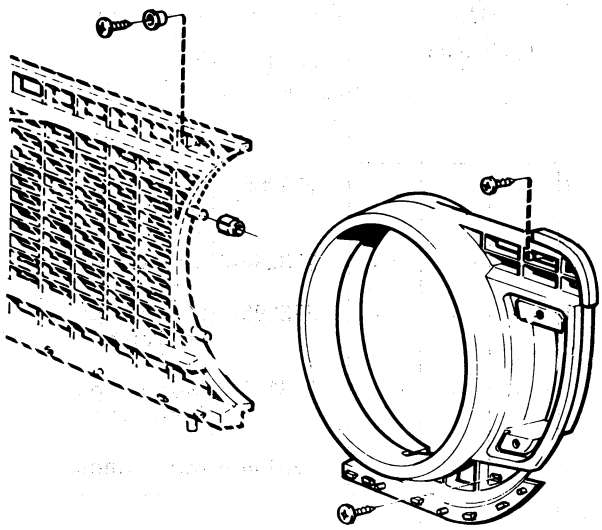

3

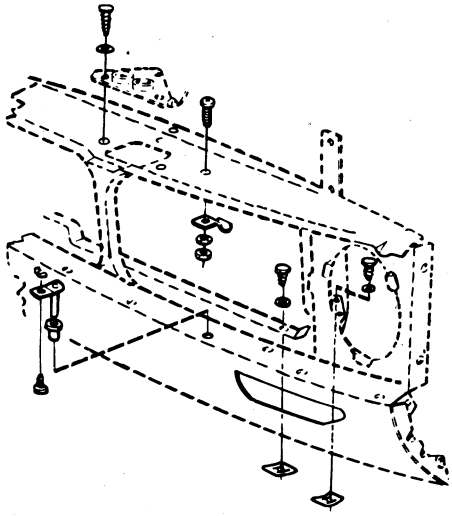

4

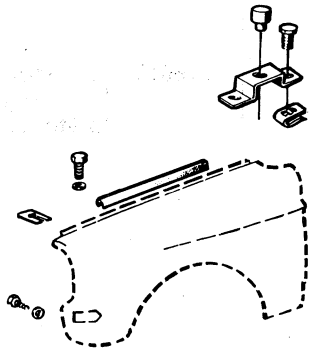

5

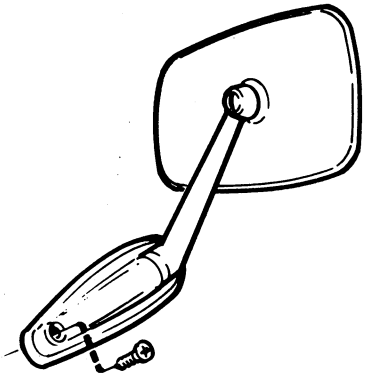

VOLVO PARTS
1 101 27061
(111:5)

Sida Page	Grupp Group	Reparationssatser grupp 9 kompressor (luftkonditionering)	Repair kits group 9 compressor (air conditioning)	Illustration	0750
34	10a			8499 1980–04	

Pos. Fig.	Antal/Quantity				Artikel nr Part No	Benämning	Description	Sats Kit	B P S R	Anmärkning Notes	
1	1	–	–	–	273229-5	Reparationssats	Repair kit				0020

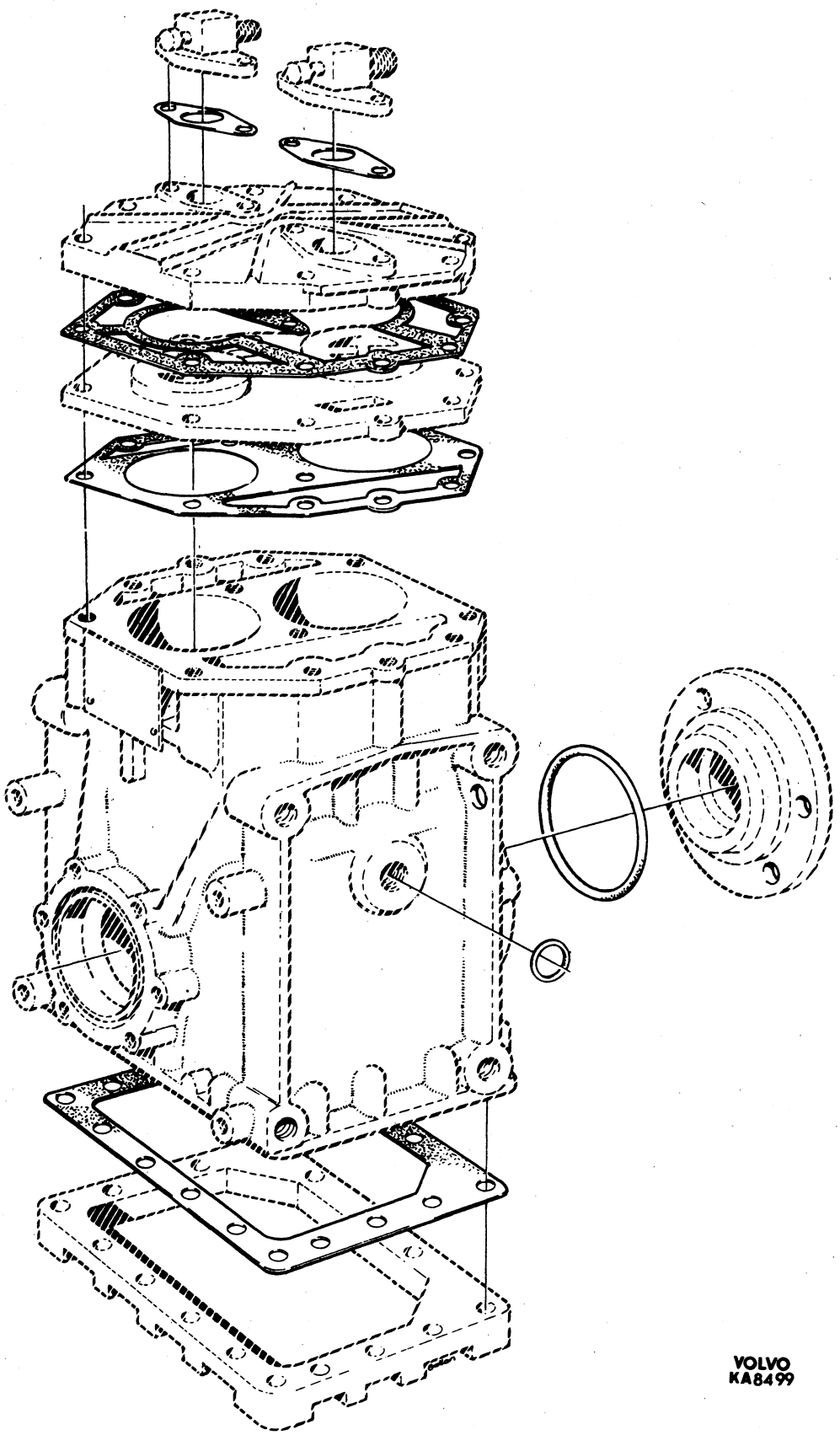
VOLVO
KA8499

Nummerregister — Numerical register

Grupp / Group: 10b

Sida / Page: 1

1980-04

Artikel nr Part No	Gr Gr	Sida Page	Koord. Grid
755-9	9	38	4-B15
11009-8	2a	14	1-B07
11013-0	4	28	2-B05
11024-7	4	16	2-A17
	4	20	2-A21
11145-0	4	16	2-A17
	4	20	2-A21
11433-0	3	78	1-K21
11489-2	3	38	1-J05
	3	40	1-J07
11992-5	4	14	2-A15
	4	32	2-B09
11996-6	2c	50	1-E11
	2c	54	1-E15
	2c	100	1-G13
	4	14	2-A15
	4	24	2-B01
	6	22	2-G05
11998-2	2c	36	1-D21
	2c	54	1-E15
	6	22	2-G05
	9	50	4-C03
13319-9	2c	18	1-D03
13799-2	2c	50	1-E11
14114-3	3	28	1-I19
14185-3	2c	64	1-F01
16324-6	4	50	2-C03
16948-2	2c	84	1-F21
17840-0	8	84	2-K05
18130-5	2a	20	1-B13
18301-2	5	18	2-E13
18335-0	3	84	1-L03
18366-5	3	84	1-L03
18373-1	3	84	1-L03
18376-4	2c	18	1-D03
	2c	38	1-D23
18387-1	2c	52	1-E13
	3	84	1-L03
18651-0	5	16	2-E11
18671-8	2c	50	1-E11
	2c	52	1-E13
	2c	98	1-G11
	6	22	2-G05
18677-5	5	12	2-E07
18696-5	2a	4	1-A21
	4	24	2-B01
18818-5	2a	20	1-B13
18822-7	2a	20	1-B13
18836-7	2c	48	1-E09
18839-1	6	24	2-G07
18897-9	8	78	2-J23
18986-0	3	84	1-L03
19730-1	2a	10	1-B03
19923-2	3	66	1-K09
24383-2	4	72	2-D01
	4	74	2-D03
25167-8	6	22	2-G05
31449-2	4	24	2-B01
41561-2	4	40	2-B17
	4	42	2-B19
	4	46	2-B23
60309-2	4	38	2-B15
	4	42	2-B19
	4	46	2-B23
61177-2	4	26	2-B03
	4	60	2-C13
61544-3	8	54	2-I23
	8	62	2-J07
61544-3	8	68	2-J13
	8	74	2-J19
61830-6	2a	6	1-A23
	2c	8	1-C17
	2c	10	1-C19
	2c	20	1-D05
64469-0	8	10	2-H03
67089-3	4	18	2-A19
	4	22	2-A23
70472-6	6	24	2-G07
71693-6	2c	56	1-E17
	2c	60	1-E21
71717-3	2c	56	1-E17
	2c	60	1-E21
71816-3	2c	70	1-F07
	2c	74	1-F11
	2c	78	1-F15
71823-9	2c	64	1-F01
71856-9	2c	68	1-F05
	2c	72	1-F09
	2c	76	1-F13
	2c	80	1-F17
74033-2	2c	34	1-D19
80506-9	4	86	2-D15
80513-5	4	18	2-A19
	4	84	2-D13
81374-1	4	86	2-D15
81375-8	4	86	2-D15
81377-4	4	86	2-D15
81388-1	4	86	2-D15
82745-1	9	50	4-C03
83107-3	6	8	2-F15
83125-5	6	10	2-F17
83126-3	6	10	2-F17
85611-2	6	6	2-F13
	6	20	2-G03
85612-0	6	6	2-F13
	6	20	2-G03
85613-8	6	6	2-F13
	6	20	2-G03
85616-1	6	18	2-G01
85617-9	6	18	2-G01
85618-7	6	18	2-G01
86713-5	4	16	2-A17
	4	18	2-A19
	4	20	2-A21
	4	22	2-A23
87699-5	6	30	2-G13
87992-4	8	364	3-K07
88273-8	2c	4	1-C13
	2c	16	1-D01
	2c	18	1-D03
	2c	38	1-D23
	2c	40	1-E01
	2c	42	1-E03
88726-5	4	18	2-A19
	4	84	2-D13
88783-6	2d	12	1-H13
	9	24	4-B01
89254-7	4	84	2-D13
89567-2	4	80	2-D09
89671-2	4	84	2-D13
90416-9	8	364	3-K07
92397-9	9	36	4-B13
93554-4	3	66	1-K09
94081-7	8	364	3-K07
94641-8	2d	12	1-H13
	8	54	2-I23
94641-8	8	62	2-J07
	8	68	2-J13
	8	74	2-J19
94942-0	8	148	3-B07
	8	150	3-B09
	8	336	3-J03
	8	342	3-J09
	8	346	3-J13
94944-6	8	174	3-C09
	8	180	3-C15
	8	186	3-C21
	8	192	3-D03
	8	198	3-D09
	8	204	3-D15
	8	212	3-D23
	8	218	3-E05
	8	222	3-E09
	8	226	3-E13
	8	234	3-E21
	8	242	3-F05
	8	248	3-F11
	8	254	3-F17
	8	262	3-G01
	8	268	3-G07
	8	274	3-G13
	8	278	3-G17
	8	286	3-H01
	8	292	3-H07
	8	298	3-H13
	8	304	3-H19
	8	308	3-H23
	8	312	3-I03
	8	316	3-I07
	8	320	3-I11
	8	324	3-I15
	8	328	3-I19
	8	332	3-I23
	8	348	3-J15
94945-3	8	174	3-C09
	8	180	3-C15
	8	186	3-C21
	8	192	3-D03
	8	198	3-D09
	8	204	3-D15
	8	212	3-D23
	8	218	3-E05
	8	222	3-E09
	8	226	3-E13
	8	234	3-E21
	8	242	3-F05
	8	248	3-F11
	8	254	3-F17
	8	262	3-G01
	8	268	3-G07
	8	274	3-G13
	8	278	3-G17
	8	286	3-H01
	8	292	3-H07
	8	298	3-H13
	8	304	3-H19
	8	308	3-H23
	8	312	3-I03
	8	316	3-I07
	8	320	3-I11
	8	324	3-I15
	8	328	3-I19
	8	332	3-I23
	8	348	3-J15
95395-0	3	64	1-K07
	3	66	1-K09
96343-9	8	56	2-J01
	8	70	2-J15
96443-7	4	76	2-D05
99755-1	8	178	3-C13
	8	184	3-C19
	8	190	3-D01
	8	196	3-D07
	8	202	3-D13
	8	208	3-D19
	8	216	3-E03
	8	220	3-E07
	8	224	3-E11
	8	232	3-E19
	8	240	3-F03
	8	246	3-F09
	8	252	3-F15
	8	260	3-F23
	8	264	3-G03
	8	270	3-G09
	8	276	3-G15
	8	282	3-G21
	8	290	3-H05
	8	296	3-H11
	8	302	3-H17
	8	306	3-H21
	8	310	3-I01
	8	314	3-I05
	8	318	3-I09
	8	322	3-I13
	8	326	3-I17
	8	330	3-I21
	8	334	3-J01
106841-0	6	10	2-F17
106988-9	8	86	2-K07
118006-6	4	72	2-D01
	4	74	2-D03
120042-7	9	46	4-B23
120085-6	8	142	3-B01
120164-9	8	12	2-H05
	8	68	2-J13
	8	74	2-J19
	9	30	4-B07
120265-4	2c	94	1-G07
	2c	96	1-G09
	2c	98	1-G11
	2c	100	1-G13
	2c	102	1-G15
	2d	4	1-H05
	2d	10	1-H11
	8	52	2-I21
	8	80	2-K01
120344-7	8	84	2-K05
120401-5	8	138	3-A21
120405-6	8	80	2-K01
120408-0	8	8	2-H01
120622-6	4	86	2-D15
120657-2	3	28	1-I19
120680-4	8	346	3-J13
120804-0	4	78	2-D07
121585-4	5	18	2-E13
125139-6	9	28	4-B05
131016-8	2c	64	1-F01
150169-1	2a	16	1-B09
150188-1	5	14	2-E09
	8	282	3-G21
	8	288	3-H03

Sida / Page: 2 — Grupp / Group: 10b — Nummerregister / Numerical register — 1980-04

Artikel nr Part No	Gr Gr	Sida Page	Koord. Grid
150188-1	8	296	3-H11
	8	300	3-H15
	8	306	3-H21
	8	310	3-I01
	8	314	3-I05
	8	318	3-I09
	8	322	3-I13
	8	326	3-I17
	8	330	3-I21
	8	334	3-J01
153042-7	6	4	2-F11
180759-3	2c	10	1-C19
	2c	20	1-D05
181092-8	4	28	2-B05
181120-7	4	16	2-A17
	4	20	2-A21
181301-3	4	86	2-D15
181302-1	4	86	2-D15
181303-9	4	86	2-D15
181304-7	4	86	2-D15
181305-4	4	86	2-D15
181329-4	4	24	2-B01
181393-0	6	22	2-G05
	9	32	4-B09
	9	54	4-C07
181543-0	4	52	2-C05
181549-7	4	64	2-C17
	4	74	2-D03
181584-4	6	4	2-F11
181585-1	6	4	2-F11
181587-7	6	4	2-F11
181588-5	6	4	2-F11
181662-8	4	86	2-D15
181797-2	3	20	1-I11
	3	26	1-I17
181798-0	3	24	1-I15
181800-4	3	20	1-I11
	3	24	1-I15
	3	26	1-I17
181874-9	9	30	4-B07
182039-8	3	38	1-J05
	3	42	1-J09
182055-4	3	66	1-K09
	3	68	1-K11
	9	52	4-C05
183265-8	4	64	2-C17
	4	74	2-D03
183354-0	6	28	2-G11
183355-7	6	28	2-G11
183498-5	4	16	2-A17
	4	20	2-A21
185502-2	3	62	1-K05
190071-1	2c	18	1-D03
	2c	38	1-D23
	8	154	3-B13
190198-2	3	62	1-K05
190208-9	2c	4	1-C13
	2c	16	1-D01
190320-2	2c	18	1-D03
190339-2	3	6	1-H21
190349-1	2c	64	1-F01
	2c	70	1-F07
	2c	74	1-F11
	2c	78	1-F15
	2c	80	1-F17
190364-0	8	8	2-H01
	8	10	2-H03
190481-2	2c	56	1-E17

Artikel nr Part No	Gr Gr	Sida Page	Koord. Grid
190481-2	2c	60	1-E21
190524-9	2b	2	1-C03
	2c	8	1-C17
	2c	10	1-C19
	2c	20	1-D05
190598-3	8	82	2-K03
190611-4	4	26	2-B03
190665-0	2c	6	1-C15
	2c	16	1-D01
	2c	18	1-D03
	2c	24	1-D09
	2c	26	1-D11
	2c	30	1-D15
	2c	46	1-E07
	3	72	1-K15
	4	62	2-C15
	5	18	2-E13
	5	20	2-E15
	9	52	4-C05
190666-8	2c	12	1-C21
	2c	22	1-D07
	2c	32	1-D17
	2c	40	1-E01
	2c	42	1-E03
	2d	4	1-H05
	2d	8	1-H09
	4	4	2-A05
	8	352	3-J19
190684-1	4	20	2-A21
190685-8	4	20	2-A21
190686-6	4	20	2-A21
190687-4	4	20	2-A21
190688-2	4	20	2-A21
190703-9	8	20	2-H13
190714-6	6	22	2-G05
190734-4	3	52	1-J19
190735-1	3	52	1-J19
190737-7	4	16	2-A17
	4	20	2-A21
190772-4	4	50	2-C03
190798-9	2a	20	1-B13
190814-4	4	16	2-A17
	4	20	2-A21
190815-1	4	16	2-A17
	4	20	2-A21
190819-3	4	24	2-B01
190848-2	5	22	2-E17
	5	24	2-E19
190896-1	3	40	1-J07
190953-0	2d	8	1-H09
191026-4	2a	6	1-A23
	2c	4	1-C13
	2c	6	1-C15
	2c	16	1-D01
	2c	24	1-D09
	2c	36	1-D21
	2c	38	1-D23
	2c	40	1-E01
	2c	42	1-E03
	2c	24	1-D09
	2c	26	1-D11
	2c	30	1-D15
	2c	46	1-E07
	3	72	1-K15
	4	62	2-C15
	5	18	2-E13
	5	20	2-E15
	9	52	4-C05
191030-6	5	24	2-E19
191086-8	2a	20	1-B13
191105-6	4	16	2-A17
	4	20	2-A21
191117-1	4	14	2-A15
	4	32	2-B09
191169-2	9	28	4-B05

Artikel nr Part No	Gr Gr	Sida Page	Koord. Grid
191172-6	3	16	1-I07
191391-2	8	58	2-J03
	8	68	2-J13
	8	74	2-J19
191404-3	2c	4	1-C13
	2c	16	1-D01
	2c	18	1-D03
	2c	38	1-D23
	2c	40	1-E01
	2c	42	1-E03
	3	84	1-L03
191410-0	2a	12	1-B05
191493-6	4	18	2-A19
	4	22	2-A23
191494-4	4	18	2-A19
	4	22	2-A23
191495-1	4	18	2-A19
	4	22	2-A23
191496-9	4	16	2-A17
	4	20	2-A21
191497-7	4	16	2-A17
	4	22	2-A23
191498-5	4	16	2-A17
	4	22	2-A23
191499-3	4	16	2-A17
	4	22	2-A23
191523-0	2a	4	1-A21
191529-7	4	16	2-A17
	4	20	2-A21
191542-0	3	36	1-J03
191555-2	4	52	2-C05
191685-7	4	16	2-A17
	4	20	2-A21
191689-9	2a	18	1-B11
191690-7	4	14	2-A15
	4	32	2-B09
191695-6	8	358	3-K01
	8	360	3-K03
	9	8	4-A09
	9	10	4-A11
	9	16	4-A17
	9	20	4-A21
191701-2	2a	22	1-B15
191807-7	4	84	2-D13
191838-2	4	84	2-D13
191848-1	2a	14	1-B07
191873-9	2a	14	1-B07
191882-0	4	22	2-A23
191894-5	2c	94	1-G07
	2c	96	1-G09
	2c	98	1-G11
	2c	100	1-G13
191898-6	9	10	4-A11
191900-0	4	24	2-B01
192007-3	9	10	4-A11
192027-1	6	20	2-G03
192034-7	2c	4	1-C13
	2c	6	1-C15
	2c	8	1-C17
	2c	12	1-C21
	2c	16	1-D01
	2c	18	1-D03
	2c	20	1-D05
	2c	22	1-D07
	2c	24	1-D09
	2c	26	1-D11
	2c	36	1-D21
	2c	38	1-D23

Artikel nr Part No	Gr Gr	Sida Page	Koord. Grid
192034-7	2c	40	1-E01
	2c	42	1-E03
	2c	44	1-E05
	2c	46	1-E07
	2c	84	1-F21
	4	32	2-B09
192041-2	8	8	2-H01
	8	10	2-H03
	8	12	2-H05
192055-2	2c	50	1-E11
	2c	52	1-E13
	2c	54	1-E15
	3	4	1-H19
192196-4	3	6	1-H21
192230-1	3	84	1-L03
	9	28	4-B05
192248-3	2c	4	1-C13
	2c	6	1-C15
	2c	16	1-D01
	2c	24	1-D09
	2c	38	1-D23
	2c	44	1-E05
	3	58	1-K01
	3	62	1-K05
	9	16	4-A17
	9	20	4-A21
192287-1	8	8	2-H01
192292-1	2c	84	1-F21
	8	58	2-J03
	8	68	2-J13
	8	74	2-J19
	8	176	3-C11
	8	182	3-C17
	8	188	3-C23
	8	194	3-D05
	8	200	3-D11
	8	208	3-D19
	8	214	3-E01
	8	220	3-E07
192334-1	9	4	4-A05
	9	10	4-A11
192345-7	3	84	1-L03
192348-1	8	100	2-K21
192366-3	8	136	3-A19
192385-3	3	84	1-L03
192400-0	2c	28	1-D13
	2c	46	1-E07
	5	18	2-E13
	8	142	3-B01
192450-5	8	70	2-J15
192451-3	3	40	1-J07
	3	42	1-J09
192455-4	3	32	1-I23
192495-0	6	4	2-F11
	6	20	2-G03
192557-7	3	74	1-K17
	3	76	1-K19
	8	84	2-K05
	9	20	4-A21
192558-5	8	160	3-B19
192622-9	4	16	2-A17
	4	20	2-A21
210082-4	9	38	4-B15
210091-5	9	38	4-B15
210107-9	9	38	4-B15
210144-2	9	38	4-B15
231311-2	4	72	2-D01
	4	74	2-D03

Nummerregister — Numerical register

Grupp / Group: 10b — Sida / Page: 3

1980-04

Artikel nr Part No	Gr Gr	Sida Page	Koord. Grid
231312-0	4	74	2-D03
231313-8	4	72	2-D01
	4	74	2-D03
232460-6	4	72	2-D01
233262-5	3	8	1-H23
233321-9	2c	48	1-E09
233836-6	3	8	1-H23
235511-3	4	50	2-C03
235513-9	4	54	2-C07
235517-0	4	54	2-C07
235522-0	4	54	2-C07
235527-9	4	38	2-B15
	4	42	2-B19
	4	46	2-B23
235529-5	4	54	2-C07
235530-3	4	54	2-C07
235537-8	4	52	2-C05
235538-6	4	54	2-C07
235539-4	4	54	2-C07
235540-2	4	52	2-C05
235542-8	4	52	2-C05
	4	54	2-C07
235546-9	4	54	2-C07
235547-7	4	54	2-C07
235555-0	4	56	2-C09
235557-6	4	52	2-C05
235561-8	4	52	2-C05
235566-7	4	52	2-C05
235567-5	4	52	2-C05
235568-3	4	52	2-C05
235576-6	4	52	2-C05
235577-4	4	52	2-C05
235578-2	4	52	2-C05
235581-6	4	52	2-C05
235599-8	4	52	2-C05
235611-1	4	50	2-C03
235612-9	4	50	2-C03
235616-0	4	50	2-C03
235617-8	4	50	2-C03
235620-2	4	56	2-C09
235623-6	4	56	2-C09
235626-9	4	56	2-C09
235627-7	4	56	2-C09
235634-3	4	58	2-C11
235638-4	4	58	2-C11
235639-2	4	52	2-C05
235640-0	4	40	2-B17
	4	42	2-B19
	4	48	2-C01
235641-8	4	40	2-B17
	4	42	2-B19
	4	46	2-B23
235642-6	4	40	2-B17
	4	42	2-B19
	4	48	2-C01
235643-4	4	40	2-B17
	4	42	2-B19
	4	48	2-C01
235648-3	4	40	2-B17
	4	42	2-B19
	4	48	2-C01
235649-1	4	40	2-B17
	4	44	2-B21
	4	48	2-C01
235650-9	4	40	2-B17
	4	44	2-B21
	4	48	2-C01
235651-7	4	40	2-B17

Artikel nr Part No	Gr Gr	Sida Page	Koord. Grid
235651-7	4	42	2-B19
235652-5	4	40	2-B17
	4	42	2-B19
235654-1	4	40	2-B17
	4	42	2-B19
	4	46	2-B23
235658-2	4	52	2-C05
235664-0	4	60	2-C13
235666-5	4	60	2-C13
235670-7	4	60	2-C13
235671-5	4	60	2-C13
235672-3	4	60	2-C13
235674-9	4	60	2-C13
235675-6	4	60	2-C13
235678-0	4	60	2-C13
235689-7	4	60	2-C13
235692-1	4	60	2-C13
235698-8	4	60	2-C13
235701-0	4	38	2-B15
	4	42	2-B19
235702-8	4	38	2-B15
235703-6	4	38	2-B15
	4	42	2-B19
235704-4	4	38	2-B15
	4	42	2-B19
	4	46	2-B23
235705-1	4	38	2-B15
	4	42	2-B19
	4	46	2-B23
235706-9	4	38	2-B15
	4	42	2-B19
	4	46	2-B23
235707-7	4	38	2-B15
	4	42	2-B19
	4	46	2-B23
235708-5	4	38	2-B15
235714-3	4	38	2-B15
	4	42	2-B19
	4	46	2-B23
235721-8	4	50	2-C03
235728-3	4	38	2-B15
	4	42	2-B19
	4	46	2-B23
235736-6	4	38	2-B15
	4	42	2-B19
	4	46	2-B23
235739-0	4	40	2-B17
	4	44	2-B21
	4	48	2-C01
235740-8	4	52	2-C05
235741-6	4	52	2-C05
235744-0	4	52	2-C05
	4	58	2-C11
235746-5	4	58	2-C11
235747-3	4	58	2-C11
235748-1	4	58	2-C11
235752-3	4	52	2-C05
235754-9	4	56	2-C09
235783-8	4	38	2-B15
	4	42	2-B19
	4	46	2-B23
235787-9	4	50	2-C03
235792-9	4	40	2-B17
	4	42	2-B19
	4	48	2-C01
235793-7	4	40	2-B17
	4	42	2-B19
	4	48	2-C01

Artikel nr Part No	Gr Gr	Sida Page	Koord. Grid
235794-5	4	60	2-C13
235812-5	4	38	2-B15
	4	42	2-B19
	4	46	2-B23
235814-1	4	38	2-B15
	4	42	2-B19
	4	46	2-B23
235825-7	4	56	2-C09
235826-5	4	40	2-B17
	4	42	2-B19
235845-5	4	38	2-B15
	4	42	2-B19
	4	46	2-B23
235848-9	4	42	2-B19
	4	46	2-B23
235851-3	4	50	2-C03
235853-9	4	38	2-B15
	4	42	2-B19
235855-4	4	60	2-C13
235857-0	4	40	2-B17
	4	44	2-B21
	4	48	2-C01
235858-8	4	40	2-B17
	4	44	2-B21
	4	48	2-C01
235859-6	4	40	2-B17
	4	44	2-B21
	4	48	2-C01
235861-2	4	52	2-C05
235871-1	4	50	2-C03
235876-0	4	50	2-C03
235877-8	4	50	2-C03
235879-4	4	38	2-B15
235889-3	4	52	2-C05
	4	56	2-C09
235893-5	4	56	2-C09
235894-3	4	56	2-C09
235904-0	4	60	2-C13
235907-3	4	38	2-B15
	4	42	2-B19
	4	46	2-B23
235918-0	4	38	2-B15
	4	42	2-B19
	4	46	2-B23
235920-6	4	50	2-C03
235922-2	4	38	2-B15
	4	42	2-B19
	4	46	2-B23
235924-8	4	56	2-C09
235927-1	4	38	2-B15
	4	42	2-B19
	4	46	2-B23
235928-9	4	38	2-B15
	4	42	2-B19
	4	46	2-B23
235940-4	4	56	2-C09
235942-0	4	52	2-C05
	4	56	2-C09
235945-3	4	52	2-C05
235948-7	4	52	2-C05
235951-1	4	50	2-C03
235952-9	4	50	2-C03
235955-2	4	52	2-C05
235968-5	4	52	2-C05
235970-1	4	38	2-B15
	4	60	2-C13
235972-7	4	40	2-B17
	4	42	2-B19

Artikel nr Part No	Gr Gr	Sida Page	Koord. Grid
235979-2	4	38	2-B15
	4	42	2-B19
	4	46	2-B23
235983-4	4	38	2-B15
	4	42	2-B19
	4	60	2-C13
235985-9	4	38	2-B15
	4	46	2-B23
235989-1	4	50	2-C03
235996-6	4	50	2-C03
237042-7	2c	68	1-F05
	2c	72	1-F09
	2c	76	1-F13
237082-3	2c	64	1-F01
237083-1	2c	64	1-F01
237084-9	2c	64	1-F01
	2c	70	1-F07
	2c	74	1-F11
	2c	78	1-F15
	2c	80	1-F17
237085-6	2c	68	1-F05
	2c	72	1-F09
	2c	76	1-F13
	2c	80	1-F17
237086-4	2c	64	1-F01
237088-0	2c	64	1-F01
237104-5	2c	68	1-F05
	2c	72	1-F09
	2c	76	1-F13
	2c	80	1-F17
237106-0	2c	64	1-F01
237120-1	2c	64	1-F01
237123-5	2c	64	1-F01
237140-9	2c	64	1-F01
237141-7	2c	64	1-F01
237142-5	2c	64	1-F01
237143-3	2c	64	1-F01
237144-1	2c	70	1-F07
	2c	74	1-F11
	2c	78	1-F15
	2c	80	1-F17
237179-7	2c	64	1-F01
237184-7	2c	64	1-F01
	2c	68	1-F05
	2c	72	1-F09
	2c	76	1-F13
	2c	80	1-F17
237185-4	2c	64	1-F01
	2c	68	1-F05
	2c	72	1-F09
	2c	76	1-F13
	2c	80	1-F17
237187-0	2c	64	1-F01
237188-8	2c	64	1-F01
237189-6	2c	64	1-F01
237190-4	2c	64	1-F01
237191-2	2c	64	1-F01
237271-2	2c	56	1-E17
	2c	60	1-E21
237272-0	2c	56	1-E17
	2c	60	1-E21
237277-9	2c	56	1-E17
	2c	60	1-E21
237278-7	2c	56	1-E17
	2c	60	1-E21
237280-3	2c	56	1-E17
	2c	60	1-E21
237281-1	2c	56	1-E17

Sida / Page: 4 — Grupp / Group: 10b — Nummerregister · Numerical register — 1980-04

Artikel nr Part No	Gr Gr	Sida Page	Koord. Grid
237281-1	2c	60	1-E21
237282-9	2c	56	1-E17
	2c	60	1-E21
237283-7	2c	56	1-E17
	2c	60	1-E21
237285-2	2c	56	1-E17
	2c	60	1-E21
237286-0	2c	56	1-E17
	2c	60	1-E21
237287-8	2c	56	1-E17
237292-8	2c	56	1-E17
	2c	60	1-E21
237293-6	2c	56	1-E17
	2c	60	1-E21
237294-4	2c	56	1-E17
	2c	60	1-E21
237295-1	2c	56	1-E17
	2c	60	1-E21
237308-2	2c	56	1-E17
	2c	60	1-E21
237309-0	2c	56	1-E17
	2c	60	1-E21
237311-6	2c	56	1-E17
	2c	60	1-E21
237324-9	2c	64	1-F01
	2c	80	1-F17
237340-5	2c	64	1-F01
237341-3	2c	64	1-F01
237356-1	2c	64	1-F01
237357-9	2c	64	1-F01
237358-7	2c	58	1-E19
	2c	62	1-E23
237359-5	2c	60	1-E21
237360-3	2c	60	1-E21
237363-7	2c	56	1-E17
	2c	60	1-E21
237364-5	2c	60	1-E21
237365-2	2c	60	1-E21
237366-0	2c	56	1-E17
	2c	60	1-E21
237368-6	2c	56	1-E17
	2c	60	1-E21
237371-0	2c	56	1-E17
	2c	60	1-E21
237373-6	2c	56	1-E17
237374-4	2c	60	1-E21
237375-1	2c	60	1-E21
237376-9	2c	60	1-E21
237378-5	2c	56	1-E17
	2c	60	1-E21
237379-3	2c	56	1-E17
	2c	60	1-E21
237380-1	2c	56	1-E17
	2c	60	1-E21
237381-9	2c	56	1-E17
	2c	60	1-E21
237384-3	2c	56	1-E17
	2c	62	1-E23
237386-8	2c	56	1-E17
	2c	62	1-E23
237387-6	2c	56	1-E17
	2c	62	1-E23
237388-4	2c	56	1-E17
	2c	62	1-E23
237391-8	2c	58	1-E19
	2c	62	1-E23
237394-2	2c	56	1-E17
	2c	60	1-E21
237395-9	2c	56	1-E17
237396-7	2c	56	1-E17
	2c	60	1-E21
237404-9	2c	64	1-F01
	2c	70	1-F07
	2c	74	1-F11
	2c	78	1-F15
	2c	80	1-F17
237405-6	2c	64	1-F01
	2c	70	1-F07
	2c	74	1-F11
	2c	78	1-F15
	2c	80	1-F17
237406-4	2c	64	1-F01
237410-6	2c	64	1-F01
237411-4	2c	64	1-F01
237412-2	2c	64	1-F01
237413-0	2c	66	1-F03
237415-5	2c	64	1-F01
237416-3	2c	56	1-E17
	2c	60	1-E21
237420-5	2c	56	1-E17
237422-1	2c	64	1-F01
237423-9	2c	64	1-F01
237427-0	2c	58	1-E19
	2c	62	1-E23
237436-1	2c	56	1-E17
237451-0	2c	8	1-C17
	2c	64	1-F01
237452-8	2c	64	1-F01
237455-1	2c	80	1-F17
237456-9	2c	64	1-F01
237457-7	2c	64	1-F01
237458-5	2c	64	1-F01
237459-3	2c	64	1-F01
	2c	68	1-F05
	2c	80	1-F17
237461-9	2c	64	1-F01
237462-7	2c	64	1-F01
237463-5	2c	64	1-F01
237464-3	2c	64	1-F01
	2c	68	1-F05
	2c	72	1-F09
	2c	80	1-F17
237465-0	2c	64	1-F01
	2c	68	1-F05
	2c	72	1-F09
	2c	80	1-F17
237466-8	2c	64	1-F01
	2c	68	1-F05
	2c	72	1-F09
	2c	80	1-F17
237467-6	2c	64	1-F01
	2c	68	1-F05
	2c	70	1-F07
	2c	72	1-F09
	2c	74	1-F11
	2c	76	1-F13
	2c	78	1-F15
	2c	80	1-F17
237468-4	2c	64	1-F01
	2c	68	1-F05
	2c	70	1-F07
	2c	72	1-F09
	2c	74	1-F11
	2c	76	1-F13
	2c	78	1-F15
	2c	80	1-F17
237469-2	2c	56	1-E17
	2c	60	1-E21
237470-0	2c	56	1-E17
237471-8	2c	56	1-E17
	2c	60	1-E21
237472-6	2c	56	1-E17
	2c	60	1-E21
237473-4	2c	58	1-E19
	2c	62	1-E23
237474-2	2c	60	1-E21
237475-9	2c	64	1-F01
	2c	80	1-F17
237476-7	2c	66	1-F03
237490-8	2c	68	1-F05
	2c	72	1-F09
	2c	76	1-F13
	2c	80	1-F17
237491-6	2c	68	1-F05
	2c	72	1-F09
	2c	76	1-F13
	2c	80	1-F17
237492-4	2c	68	1-F05
	2c	72	1-F09
	2c	76	1-F13
	2c	80	1-F17
237496-5	2c	68	1-F05
237497-3	2c	68	1-F05
	2c	72	1-F09
	2c	76	1-F13
	2c	80	1-F17
237498-1	2c	68	1-F05
	2c	72	1-F09
	2c	76	1-F13
	2c	80	1-F17
237500-4	2c	68	1-F05
	2c	72	1-F09
	2c	76	1-F13
	2c	80	1-F17
237501-2	2c	68	1-F05
	2c	72	1-F09
	2c	76	1-F13
	2c	80	1-F17
237502-0	2c	68	1-F05
	2c	72	1-F09
	2c	76	1-F13
	2c	80	1-F17
237503-8	2c	68	1-F05
	2c	72	1-F09
	2c	76	1-F13
	2c	80	1-F17
237504-6	2c	68	1-F05
	2c	72	1-F09
	2c	76	1-F13
	2c	80	1-F17
237506-1	2c	68	1-F05
	2c	72	1-F09
	2c	76	1-F13
	2c	80	1-F17
237507-9	2c	68	1-F05
	2c	72	1-F09
	2c	76	1-F13
	2c	80	1-F17
237508-7	2c	68	1-F05
	2c	72	1-F09
	2c	76	1-F13
237511-1	2c	68	1-F05
	2c	72	1-F09
	2c	76	1-F13
237513-7	2c	68	1-F05
	2c	72	1-F09
	2c	76	1-F13
237514-5	2c	68	1-F05
	2c	72	1-F09
	2c	76	1-F13
	2c	80	1-F17
237517-8	2c	68	1-F05
	2c	72	1-F09
237519-4	2c	68	1-F05
	2c	72	1-F09
	2c	76	1-F13
237520-2	2c	68	1-F05
	2c	72	1-F09
	2c	76	1-F13
237521-0	2c	68	1-F05
	2c	74	1-F11
	2c	76	1-F13
237522-8	2c	68	1-F05
	2c	74	1-F11
	2c	76	1-F13
237527-7	2c	70	1-F07
	2c	74	1-F11
	2c	76	1-F13
	2c	80	1-F17
237528-5	2c	70	1-F07
	2c	74	1-F11
	2c	76	1-F13
	2c	80	1-F17
237530-1	2c	70	1-F07
	2c	74	1-F11
237531-9	2c	70	1-F07
	2c	74	1-F11
	2c	76	1-F13
	2c	80	1-F17
237534-3	2c	70	1-F07
	2c	74	1-F11
	2c	78	1-F15
237535-0	2c	70	1-F07
	2c	74	1-F11
	2c	78	1-F15
237539-2	2c	70	1-F07
	2c	74	1-F11
	2c	78	1-F15
237540-0	2c	70	1-F07
	2c	74	1-F11
	2c	78	1-F15
237541-8	2c	70	1-F07
	2c	74	1-F11
	2c	78	1-F15
237548-3	2c	10	1-C19
	2c	68	1-F05
237549-1	2c	10	1-C19
	2c	12	1-C21
	2c	68	1-F05
237550-9	2c	70	1-F07
	2c	74	1-F11
	2c	78	1-F15
237552-5	2c	10	1-C19
	2c	20	1-D05
	2c	68	1-F05
237553-3	2c	12	1-C21
	2c	20	1-D05
	2c	68	1-F05
237558-2	2c	10	1-C19
	2c	20	1-D05
	2c	60	1-E21
237559-0	2c	10	1-C19

Nummerregister — Numerical register

Grupp / Group: 10b — Sida / Page: 5

1980-04

Artikel nr Part No	Gr Gr	Sida Page	Koord. Grid
237559-0	2c	20	1-D05
	2c	60	1-E21
237567-3	2c	56	1-E17
	2c	60	1-E21
237568-1	2c	36	1-D21
	2c	50	1-E11
	2c	58	1-E19
	2c	62	1-E23
	2c	68	1-F05
	2c	72	1-F09
	2c	76	1-F13
	2c	80	1-F17
237569-9	2c	64	1-F01
	2c	72	1-F09
	2c	76	1-F13
	2c	80	1-F17
237570-7	2c	10	1-C19
	2c	72	1-F09
237571-5	2c	10	1-C19
	2c	72	1-F09
237572-3	2c	56	1-E17
	2c	62	1-E23
237573-1	2c	60	1-E21
237574-9	2c	56	1-E17
	2c	60	1-E21
237575-6	2c	70	1-F07
237576-4	2c	70	1-F07
	2c	74	1-F11
237577-2	2c	68	1-F05
	2c	72	1-F09
	2c	76	1-F13
237578-0	2c	68	1-F05
	2c	72	1-F09
	2c	76	1-F13
237579-8	2c	68	1-F05
	2c	72	1-F09
	2c	76	1-F13
237582-2	2c	70	1-F07
	2c	74	1-F11
237584-8	2c	70	1-F07
	2c	74	1-F11
	2c	78	1-F15
237585-5	2c	70	1-F07
	2c	74	1-F11
	2c	78	1-F15
237586-3	2c	72	1-F09
237587-1	2c	60	1-E21
237588-9	2c	60	1-E21
237589-7	2c	58	1-E19
	2c	62	1-E23
237590-5	2c	58	1-E19
	2c	62	1-E23
237591-3	2c	66	1-F03
237592-1	2c	68	1-F05
	2c	72	1-F09
	2c	76	1-F13
	2c	80	1-F17
237593-9	2c	68	1-F05
	2c	72	1-F09
	2c	76	1-F13
237594-7	2c	68	1-F05
	2c	72	1-F09
	2c	76	1-F13
	2c	80	1-F17
237595-4	2c	70	1-F07
	2c	74	1-F11
	2c	76	1-F13
	2c	80	1-F17

Artikel nr Part No	Gr Gr	Sida Page	Koord. Grid
237596-2	2c	70	1-F07
	2c	74	1-F11
	2c	76	1-F13
237597-0	2c	70	1-F07
	2c	74	1-F11
	2c	76	1-F13
	2c	80	1-F17
237598-8	2c	56	1-E17
237602-8	2c	68	1-F05
	2c	72	1-F09
237603-6	2c	68	1-F05
	2c	72	1-F09
237604-4	2c	70	1-F07
	2c	74	1-F11
	2c	78	1-F15
237605-1	2c	68	1-F05
	2c	72	1-F09
	2c	76	1-F13
	2c	80	1-F17
237606-9	2c	68	1-F05
	2c	72	1-F09
	2c	76	1-F13
	2c	80	1-F17
237607-7	2c	68	1-F05
	2c	72	1-F09
	2c	76	1-F13
237610-1	2c	10	1-C19
	2c	72	1-F09
237611-9	2c	10	1-C19
	2c	72	1-F09
237613-5	2c	10	1-C19
	2c	20	1-D05
	2c	60	1-E21
237614-3	2c	70	1-F07
	2c	74	1-F11
	2c	78	1-F15
	2c	80	1-F17
237615-0	2c	70	1-F07
	2c	74	1-F11
	2c	78	1-F15
	2c	80	1-F17
237616-8	2c	56	1-E17
	2c	60	1-E21
237617-6	2c	68	1-F05
	2c	72	1-F09
	2c	76	1-F13
237618-4	2c	64	1-F01
	2c	68	1-F05
	2c	72	1-F09
	2c	76	1-F13
237620-0	2c	70	1-F07
237621-8	2c	62	1-E23
237622-6	2c	20	1-D05
	2c	76	1-F13
237623-4	2c	20	1-D05
	2c	76	1-F13
237624-2	2c	20	1-D05
	2c	76	1-F13
237625-9	2c	76	1-F13
237626-7	2c	76	1-F13
237627-5	2c	80	1-F17
237628-3	2c	70	1-F07
	2c	74	1-F11
	2c	78	1-F15
	2c	80	1-F17
237629-1	2c	70	1-F07
	2c	74	1-F11
	2c	78	1-F15

Artikel nr Part No	Gr Gr	Sida Page	Koord. Grid
237630-9	2c	80	1-F17
237633-3	2c	80	1-F17
237634-1	2c	80	1-F17
237636-6	2c	70	1-F07
	2c	74	1-F11
	2c	76	1-F13
	2c	80	1-F17
237637-4	2c	80	1-F17
237657-2	2c	70	1-F07
	2c	74	1-F11
	2c	76	1-F13
237666-3	2c	56	1-E17
	2c	62	1-E23
237675-4	2c	74	1-F11
237692-9	2c	68	1-F05
	2c	72	1-F09
	2c	76	1-F13
	2c	80	1-F17
237693-7	2c	72	1-F09
	2c	76	1-F13
237819-8	2c	80	1-F17
238813-0	3	28	1-I19
238819-7	3	28	1-I19
	3	30	1-I21
238850-2	3	8	1-H23
239340-3	3	28	1-I19
	3	30	1-I21
240147-9	3	32	1-I23
240148-7	3	32	1-I23
	3	62	1-K05
240305-3	3	8	1-H23
240360-8	3	6	1-H21
	3	28	1-I19
240499-4	3	28	1-I19
240518-1	3	32	1-I23
240580-1	3	8	1-H23
240581-9	3	8	1-H23
240582-7	3	8	1-H23
240594-2	3	28	1-I19
240595-9	3	28	1-I19
240596-7	3	28	1-I19
240597-5	3	28	1-I19
240598-3	3	28	1-I19
240599-1	3	28	1-I19
240600-7	3	28	1-I19
240601-5	3	28	1-I19
	3	30	1-I21
240602-3	3	28	1-I19
	3	30	1-I21
240603-1	3	28	1-I19
	3	30	1-I21
240604-9	3	28	1-I19
	10a	18	4-D19
240605-6	3	28	1-I19
240606-4	3	28	1-I19
	3	30	1-I21
240607-2	3	28	1-I19
240608-0	3	28	1-I19
240609-8	3	28	1-I19
240610-6	3	28	1-I19
240611-4	3	28	1-I19
240612-2	3	28	1-I19
240613-0	3	28	1-I19
240614-8	3	28	1-I19
240616-3	3	28	1-I19
240617-1	3	28	1-I19
240618-9	3	28	1-I19
240619-7	3	28	1-I19

Artikel nr Part No	Gr Gr	Sida Page	Koord. Grid
240620-5	3	28	1-I19
	3	30	1-I21
240622-1	3	28	1-I19
240623-9	3	28	1-I19
240624-7	3	28	1-I19
240625-4	3	28	1-I19
240626-2	3	28	1-I19
240627-0	3	28	1-I19
240628-8	3	28	1-I19
240730-2	3	28	1-I19
240731-0	3	28	1-I19
240769-0	2c	48	1-E09
241067-8	3	32	1-I23
241300-3	3	30	1-I21
	10a	18	4-D19
241305-2	3	28	1-I19
241306-0	3	28	1-I19
241396-1	3	8	1-H23
241527-1	3	14	1-I05
	3	24	1-I15
241529-7	3	4	1-H19
	3	8	1-H23
241605-5	3	6	1-H21
241606-3	3	6	1-H21
241607-1	3	6	1-H21
241608-9	3	4	1-H19
	3	6	1-H21
241650-1	3	8	1-H23
241651-9	3	8	1-H23
241652-7	3	8	1-H23
	3	10	1-I01
	3	12	1-I03
	10a	20	4-D21
241654-3	3	8	1-H23
241655-0	3	8	1-H23
	10a	20	4-D21
241656-8	3	8	1-H23
	10a	20	4-D21
241657-6	3	8	1-H23
241658-4	3	8	1-H23
	10a	20	4-D21
241659-2	3	8	1-H23
	10a	20	4-D21
241660-0	3	8	1-H23
241663-4	3	8	1-H23
241665-9	3	8	1-H23
241674-1	3	30	1-I21
241678-2	3	24	1-I15
241679-0	3	24	1-I15
241680-8	3	24	1-I15
241681-6	3	24	1-I15
241682-4	3	24	1-I15
241684-0	3	24	1-I15
241686-5	3	24	1-I15
241687-3	3	24	1-I15
241690-7	3	24	1-I15
241693-1	3	24	1-I15
241694-9	3	24	1-I15
241695-6	3	24	1-I15
241720-2	2c	28	1-D13
241726-9	2c	32	1-D17
241735-0	3	14	1-I05
	3	24	1-I15
241810-1	2c	32	1-D17
241811-9	2c	30	1-D15
241812-7	3	70	1-K13
241850-7	3	6	1-H21
	9	30	4-B07

Sida / Page: 6 — Grupp / Group: 10b — Nummerregister / Numerical register — 1980-04

Artikel nr Part No	Gr Gr	Sida Page	Koord. Grid
241853-1	2c	30	1-D15
	2c	50	1-E11
243013-0	3	8	1-H23
243016-3	3	8	1-H23
243022-1	3	8	1-H23
	10a	20	4-D21
243023-9	3	8	1-H23
243028-8	3	70	1-K13
243032-0	3	24	1-I15
243129-4	2c	28	1-D13
243130-2	2c	32	1-D17
243183-1	2c	30	1-D15
243186-4	3	4	1-H19
	3	8	1-H23
243214-4	2c	28	1-D13
243276-3	3	8	1-H23
243288-8	3	24	1-I15
243312-6	3	8	1-H23
243314-2	3	4	1-H19
	3	8	1-H23
243315-9	2c	32	1-D17
243316-7	2c	30	1-D15
243456-1	3	24	1-I15
243457-9	3	24	1-I15
243628-5	3	24	1-I15
243629-3	3	24	1-I15
243630-1	3	24	1-I15
243632-7	3	8	1-H23
243655-8	3	12	1-I03
243755-6	3	24	1-I15
243756-4	3	24	1-I15
243757-2	3	24	1-I15
243760-6	3	24	1-I15
243761-4	3	8	1-H23
243764-8	3	4	1-H19
	3	8	1-H23
243774-7	3	8	1-H23
243793-7	3	14	1-I05
	3	24	1-I15
243795-2	3	10	1-I01
	3	12	1-I03
243797-8	3	10	1-I01
	3	12	1-I03
243798-6	3	10	1-I01
243799-4	3	10	1-I01
	10a	20	4-D21
243800-0	3	10	1-I01
243807-5	3	10	1-I01
	3	12	1-I03
243891-9	2c	48	1-E09
243893-5	2c	48	1-E09
243895-0	2c	48	1-E09
243903-2	3	10	1-I01
	3	12	1-I03
243905-7	3	30	1-I21
243906-5	3	30	1-I21
243907-3	3	30	1-I21
243908-1	3	30	1-I21
243911-5	3	30	1-I21
243912-3	3	30	1-I21
243913-1	3	30	1-I21
243914-9	3	30	1-I21
243960-2	2c	44	1-E05
243961-0	2c	44	1-E05
243966-9	3	12	1-I03
243985-9	3	12	1-I03
243993-3	3	24	1-I15
243994-1	3	24	1-I15
243994-1	3	58	1-K01
	3	60	1-K03
244006-3	2c	34	1-D19
244456-0	3	24	1-I15
	10a	18	4-D19
248040-8	8	144	3-B03
248042-4	8	144	3-B03
248043-2	8	144	3-B03
248056-4	8	254	3-F17
	8	278	3-G17
248057-2	8	254	3-F17
	8	278	3-G17
248058-0	8	254	3-F17
	8	278	3-G17
248059-8	8	256	3-F19
	8	278	3-G17
248062-2	8	256	3-F19
248063-0	8	256	3-F19
248064-8	8	256	3-F19
248065-5	8	256	3-F19
248072-1	8	336	3-J03
	8	342	3-J09
248089-5	8	144	3-B03
248090-3	8	144	3-B03
248092-9	8	144	3-B03
248093-7	8	144	3-B03
248099-4	8	282	3-G21
248100-0	8	282	3-G21
248103-4	8	282	3-G21
248104-2	8	282	3-G21
248206-5	8	280	3-G19
248207-3	8	280	3-G19
248208-1	8	280	3-G19
248209-9	8	280	3-G19
248223-0	8	280	3-G19
248224-8	8	280	3-G19
248225-5	8	280	3-G19
248226-3	8	280	3-G19
248284-2	8	280	3-G19
248285-9	8	280	3-G19
248300-6	8	282	3-G21
248305-5	8	282	3-G21
248306-3	8	282	3-G21
248307-1	8	282	3-G21
248613-2	8	280	3-G19
248614-0	8	280	3-G19
254561-4	4	10	2-A11
	4	26	2-B03
254601-8	4	10	2-A11
	4	26	2-B03
254677-8	4	32	2-B09
	4	38	2-B15
254679-4	4	32	2-B09
	4	38	2-B15
254680-2	4	32	2-B09
	4	38	2-B15
254698-4	4	32	2-B09
	4	46	2-B23
254708-1	4	32	2-B09
	4	38	2-B15
254723-0	4	8	2-A09
	4	24	2-B01
254741-2	4	8	2-A09
	4	16	2-A17
254742-0	4	8	2-A09
	4	20	2-A21
254751-1	4	32	2-B09
	4	46	2-B23
254760-2	4	32	2-B09
	4	42	2-B19
254769-3	4	8	2-A09
	4	24	2-B01
254773-5	4	32	2-B09
	4	42	2-B19
254776-8	4	8	2-A09
	4	16	2-A17
254777-6	4	8	2-A09
	4	20	2-A21
255693-4	4	76	2-D05
255694-2	4	76	2-D05
255695-9	4	88	2-D17
255696-7	4	88	2-D17
255697-5	4	76	2-D05
255698-3	4	76	2-D05
255701-5	4	88	2-D17
255702-3	4	88	2-D17
255760-1	4	76	2-D05
255768-4	4	88	2-D17
255779-1	4	76	2-D05
255780-9	4	76	2-D05
255781-7	4	76	2-D05
255782-5	4	76	2-D05
255783-3	4	76	2-D05
255790-8	4	88	2-D17
255791-6	4	88	2-D17
255792-4	4	88	2-D17
255793-2	4	88	2-D17
255794-0	4	88	2-D17
255802-1	4	76	2-D05
255803-9	4	76	2-D05
255806-2	4	88	2-D17
255807-0	4	88	2-D17
255812-0	4	76	2-D05
255813-8	4	88	2-D17
255814-6	4	88	2-D17
255815-3	4	76	2-D05
261025-1	3	6	1-H21
271051-5	2a	12	1-B05
	10a	6	4-D07
271052-3	2a	12	1-B05
	10a	6	4-D07
271053-1	2a	12	1-B05
	10a	6	4-D07
271063-0	2a	12	1-B05
	10a	6	4-D07
271064-8	2a	12	1-B05
	10a	6	4-D07
271065-5	2a	12	1-B05
	10a	8	4-D09
271214-9	2a	12	1-B05
	10a	6	4-D07
271215-6	2a	12	1-B05
	10a	6	4-D07
271216-4	2a	12	1-B05
	10a	6	4-D07
271522-5	6	26	2-G09
	10a	30	4-E07
271523-3	6	26	2-G09
	10a	30	4-E07
272002-7	2a	12	1-B05
	10a	6	4-D07
272003-5	2a	12	1-B05
	10a	6	4-D07
272004-3	2a	12	1-B05
	10a	6	4-D07
272008-4	2a	12	1-B05
272009-2	2a	12	1-B05
	10a	6	4-D07
272010-0	2a	12	1-B05
	10a	6	4-D07
272011-8	2a	12	1-B05
	10a	6	4-D07
272012-6	2a	12	1-B05
	10a	6	4-D07
272056-3	10a	6	4-D07
272506-7	5	6	2-E01
	10a	26	4-E03
272527-3	5	10	2-E05
	10a	26	4-E03
272566-1	5	4	2-D23
	10a	26	4-E03
272567-9	5	8	2-E03
	10a	26	4-E03
272637-0	5	4	2-D23
	10a	28	4-E05
272638-8	5	6	2-E01
272641-2	5	8	2-E03
	10a	28	4-E05
272642-0	5	10	2-E05
	10a	28	4-E05
272675-0	5	10	2-E05
	10a	26	4-E03
272678-4	5	6	2-E01
	10a	26	4-E03
272895-4	10a	26	4-E03
273016-6	4	82	2-D11
	10a	22	4-D23
273018-2	2c	94	1-G07
	10a	14	4-D15
273071-1	5	4	2-D23
	10a	26	4-E03
273086-9	6	18	2-G01
	10a	30	4-E07
273109-9	2c	98	1-G11
	10a	14	4-D15
273114-9	5	8	2-E03
	10a	26	4-E03
273121-4	4	54	2-C07
	10a	24	4-E01
273125-5	5	26	2-E21
	10a	28	4-E05
273128-9	4	84	2-D13
	10a	22	4-D23
273133-9	4	26	2-B03
273134-7	4	26	2-B03
273135-4	4	26	2-B03
273138-8	8	12	2-H05
	10a	32	4-E09
273144-6	8	8	2-H01
	10a	32	4-E09
273151-1	4	28	2-B05
	10a	24	4-E01
273152-9	4	28	2-B05
	10a	24	4-E01
273153-7	6	8	2-F15
	10a	30	4-E07
273161-0	6	6	2-F13
	10a	30	4-E07
273174-3	8	86	2-K07
	8	90	2-K11
273200-6	5	24	2-E19
	10a	28	4-E05
273202-2	4	64	2-C17
	10a	22	4-D23

Nummerregister — Numerical register

Grupp / Group: 10b — Sida / Page: 7

1980-04

Artikel nr Part No	Gr Gr	Sida Page	Koord. Grid
273209-7	6	12	2-F19
	6	14	2-F21
273214-7	6	30	2-G13
	10a	30	4-E07
273221-2	4	40	2-B17
	4	44	2-B21
	4	48	2-C01
	4	54	2-C07
	10a	24	4-E01
273222-0	4	60	2-C13
	10a	24	4-E01
273224-6	4	84	2-D13
	10a	22	4-D23
273226-1	5	26	2-E21
	10a	28	4-E05
273229-5	9	34	4-B11
	10a	34	4-E11
273234-5	5	28	2-E23
	10a	28	4-E05
273235-2	4	60	2-C13
	10a	24	4-E01
273236-0	2b	2	1-C03
	10a	10	4-D11
273267-5	4	50	2-C03
273268-3	4	54	2-C07
	10a	24	4-E01
273269-1	4	52	2-C05
	10a	24	4-E01
273277-4	2b	2	1-C03
	10a	10	4-D11
273279-0	2b	2	1-C03
	10a	10	4-D11
273282-4	4	60	2-C13
	10a	24	4-E01
273294-9	8	92	2-K13
	10a	32	4-E09
273295-6	8	92	2-K13
	10a	32	4-E09
273296-4	8	92	2-K13
	10a	32	4-E09
273301-2	2c	50	1-E11
	10a	12	4-D13
273324-4	2c	94	1-G07
	10a	16	4-D17
273342-6	2b	2	1-C03
	10a	10	4-D11
273348-3	6	8	2-F15
	10a	30	4-E07
273349-1	4	78	2-D07
	4	80	2-D09
273354-1	6	8	2-F15
	10a	30	4-E07
273355-8	4	78	2-D07
273376-4	10a	12	4-D13
273401-0	2c	96	1-G09
	10a	14	4-D15
273402-8	2c	102	1-G15
	10a	14	4-D15
273403-6	2c	102	1-G15
	10a	14	4-D15
273407-7	10a	22	4-D23
273408-5	4	84	2-D13
	10a	22	4-D23
273409-3	4	84	2-D13
273413-5	4	76	2-D05
	10a	22	4-D23
273432-5	4	54	2-C07
	10a	24	4-E01

Artikel nr Part No	Gr Gr	Sida Page	Koord. Grid
273436-6	2c	8	1-C17
273455-6	2c	8	1-C17
273479-6	2c	48	1-E09
273506-6	3	20	1-I11
	3	26	1-I17
	10a	18	4-D19
273507-4	3	20	1-I11
	3	26	1-I17
	10a	18	4-D19
273508-2	3	20	1-I11
	3	26	1-I17
	10a	18	4-D19
273509-0	3	20	1-I11
	10a	18	4-D19
273512-4	3	20	1-I11
	10a	18	4-D19
273513-2	3	20	1-I11
	3	26	1-I17
	10a	18	4-D19
273515-7	3	20	1-I11
	10a	18	4-D19
273520-7	3	78	1-K21
273521-5	3	8	1-H23
	3	10	1-I01
	3	12	1-I03
	10a	20	4-D21
273524-9	3	4	1-H19
273525-6	3	4	1-H19
273528-0	3	4	1-H19
273530-6	3	58	1-K01
	3	60	1-K03
273536-3	3	4	1-H19
273538-9	3	24	1-I15
	10a	18	4-D19
273539-7	3	24	1-I15
	10a	18	4-D19
273554-6	3	42	1-J09
273555-3	3	32	1-I23
	3	38	1-J05
	3	40	1-J07
	3	42	1-J09
273556-1	3	36	1-J03
	3	38	1-J05
	3	40	1-J07
	3	42	1-J09
273557-9	3	36	1-J03
273569-4	2c	68	1-F05
273580-1	3	32	1-I23
273581-9	3	32	1-I23
273583-5	3	32	1-I23
273627-0	2c	8	1-C17
273646-0	2c	96	1-G09
275334-1	2a	12	1-B05
	10a	6	4-D07
275335-8	2a	12	1-B05
	10a	6	4-D07
275336-6	2a	12	1-B05
	10a	6	4-D07
275416-6	4	14	2-A15
	10a	22	4-D23
275480-2	2a	8	1-B01
	10a	4	4-D05
275488-5	4	14	2-A15
	10a	22	4-D23
275494-3	2a	6	1-A23
	10a	4	4-D05
275540-3	2b	4	1-C05
	10a	10	4-D11

Artikel nr Part No	Gr Gr	Sida Page	Koord. Grid
275541-1	2b	4	1-C05
	10a	10	4-D11
275552-8	2a	8	1-B01
	10a	4	4-D05
275553-6	2a	8	1-B01
	10a	4	4-D05
275559-3	2a	8	1-B01
	10a	4	4-D05
275560-1	2a	8	1-B01
	10a	4	4-D05
275561-9	10a	20	4-D21
275661-7	3	4	1-H19
275701-1	2a	8	1-B01
	10a	8	4-D09
275894-4	5	4	2-D23
	10a	26	4-E03
275895-1	5	8	2-E03
275933-0	4	4	2-A05
	10a	22	4-D23
275935-5	4	4	2-A05
	10a	22	4-D23
276238-3	10a	28	4-E05
276294-6	2a	2	1-A19
	10a	4	4-D05
276295-3	2c	58	1-E19
	2c	62	1-E23
	10a	12	4-D13
276297-9	2c	66	1-F03
	10a	12	4-D13
276299-5	2c	58	1-E19
	10a	12	4-D13
276300-1	2c	62	1-E23
	10a	12	4-D13
276302-7	2c	70	1-F07
	2c	74	1-F11
	2c	78	1-F15
	10a	12	4-D13
276303-5	2c	92	1-G05
	10a	12	4-D13
276305-0	2c	92	1-G05
	10a	12	4-D13
276307-6	2c	82	1-F19
	10a	12	4-D13
276501-4	4	40	2-B17
	4	44	2-B21
	4	48	2-C01
	4	54	2-C07
	4	56	2-C09
	4	58	2-C11
	10a	24	4-E01
276504-8	4	54	2-C07
	10a	24	4-E01
276505-5	4	54	2-C07
	10a	24	4-E01
276612-9	8	108	2-L05
	8	116	2-L13
	8	124	3-A07
	10a	32	4-E09
276613-7	8	108	2-L05
	8	116	2-L13
	8	124	3-A07
	10a	32	4-E09
276614-5	8	108	2-L05
	8	116	2-L13
	8	124	3-A07
	10a	32	4-E09
277035-2	2c	16	1-D01
277299-4	8	366	3-K09

Artikel nr Part No	Gr Gr	Sida Page	Koord. Grid
277502-1	8	366	3-K09
277503-9	8	366	3-K09
277584-9	6	30	2-G13
277713-4	3	40	1-J07
277721-7	3	38	1-J05
277754-8	3	42	1-J09
277927-0	8	366	3-K09
277928-8	8	366	3-K09
277987-4	8	78	2-J23
279065-7	8	370	3-K13
279254-7	8	366	3-K09
279255-4	8	366	3-K09
279256-2	8	366	3-K09
279264-6	8	366	3-K09
279265-3	8	366	3-K09
279266-1	8	366	3-K09
281066-1	8	366	3-K09
281067-9	8	366	3-K09
281068-7	8	366	3-K09
281070-3	8	366	3-K09
281071-1	8	366	3-K09
281097-6	8	106	2-L03
	8	112	2-L09
	8	114	2-L11
	8	120	3-A03
	8	124	3-A07
	8	128	3-A11
281098-4	8	106	2-L03
	8	112	2-L09
	8	114	2-L11
	8	120	3-A03
	8	122	3-A05
	8	128	3-A11
281442-4	8	358	3-K01
281497-8	8	108	2-L05
	8	116	2-L13
	8	124	3-A07
282098-3	8	174	3-C09
	8	180	3-C15
	8	188	3-C23
	8	192	3-D03
	8	198	3-D09
	8	222	3-E09
	8	228	3-E15
	8	236	3-E23
	8	242	3-F05
	8	248	3-F11
282162-7	3	52	1-J19
282192-4	8	366	3-K09
282196-5	8	366	3-K09
	8	370	3-K13
282286-4	8	366	3-K09
282287-2	8	366	3-K09
282288-0	8	366	3-K09
282473-8	8	370	3-K13
282474-6	8	370	3-K13
282476-1	8	368	3-K11
282477-9	8	368	3-K11
282478-7	8	368	3-K11
282479-5	8	368	3-K11
282480-3	8	368	3-K11
282482-9	8	368	3-K11
282483-7	8	368	3-K11
282484-5	8	368	3-K11
282485-2	8	368	3-K11
282486-0	8	368	3-K11
282488-6	8	368	3-K11
282489-4	8	368	3-K11

Sida / Page: 8 — Grupp / Group: 10b — Nummerregister / Numerical register — 1980-04

Artikel nr Part No	Gr Gr	Sida Page	Koord. Grid
282490-2	8	368	3-K11
282491-0	8	368	3-K11
282492-8	8	368	3-K11
282494-4	8	368	3-K11
282495-1	8	368	3-K11
282496-9	8	368	3-K11
282497-7	8	368	3-K11
282498-5	8	368	3-K11
282506-5	8	370	3-K13
282587-5	9	28	4-B05
282588-3	9	30	4-B07
282589-1	9	30	4-B07
282596-6	9	30	4-B07
282602-2	9	32	4-B09
282604-8	3	62	1-K05
282605-5	3	62	1-K05
282665-9	9	28	4-B05
282675-8	8	132	3-A15
282676-6	8	132	3-A15
282677-4	8	132	3-A15
282678-2	8	132	3-A15
282697-2	6	8	2-F15
282698-0	4	78	2-D07
282754-1	8	132	3-A15
282755-8	8	132	3-A15
282852-3	8	366	3-K09
282853-1	8	370	3-K13
282854-9	8	370	3-K13
282855-6	8	370	3-K13
282856-4	8	370	3-K13
282882-0	6	6	2-F13
282885-3	8	370	3-K13
282886-1	8	370	3-K13
282887-9	8	370	3-K13
282888-7	8	370	3-K13
282890-3	8	370	3-K13
282891-1	8	370	3-K13
282892-9	8	370	3-K13
282893-7	8	370	3-K13
282894-5	8	370	3-K13
282896-0	8	370	3-K13
282897-8	8	370	3-K13
282898-6	8	370	3-K13
282899-4	8	370	3-K13
282915-8	3	58	1-K01
282916-6	3	58	1-K01
	9	54	4-C07
282933-1	3	58	1-K01
	3	62	1-K05
283012-3	3	58	1-K01
283042-0	9	50	4-C03
283043-8	9	54	4-C07
283044-6	9	52	4-C05
283046-1	8	174	3-C09
	8	206	3-D17
	8	212	3-D23
	8	218	3-E05
	8	256	3-F19
	8	262	3-G01
	8	268	3-G07
	8	274	3-G13
283048-7	9	54	4-C07
283062-8	3	60	1-K03
283250-9	8	370	3-K13
283251-7	8	370	3-K13
283252-5	8	370	3-K13
283281-4	8	130	3-A13
283282-2	8	130	3-A13

Artikel nr Part No	Gr Gr	Sida Page	Koord. Grid
283283-0	8	130	3-A13
283310-1	8	372	3-K15
283311-9	8	372	3-K15
283312-7	8	372	3-K15
283313-5	8	372	3-K15
283315-0	8	372	3-K15
283316-8	8	372	3-K15
283317-6	8	372	3-K15
283318-4	8	372	3-K15
283319-2	8	372	3-K15
283321-8	8	372	3-K15
283388-7	8	366	3-K09
283389-5	8	366	3-K09
283390-3	8	366	3-K09
283478-6	8	366	3-K09
283479-4	8	366	3-K09
283490-1	8	366	3-K09
	8	370	3-K13
283499-2	8	366	3-K09
283500-7	8	368	3-K11
283501-5	8	368	3-K11
283502-3	8	368	3-K11
283503-1	8	368	3-K11
283504-9	8	370	3-K13
283505-6	8	370	3-K13
283507-2	8	372	3-K15
283508-0	8	372	3-K15
283546-0	3	74	1-K17
283553-6	2c	6	1-C15
	2c	24	1-D09
	2c	44	1-E05
283825-8	8	362	3-K05
283954-6	2c	6	1-C15
	2c	24	1-D09
	2c	44	1-E05
340993-5	9	50	4-C03
341159-2	2c	88	1-G01
	2c	90	1-G03
346509-3	8	364	3-K07
347490-5	3	54	1-J21
347714-8	3	78	1-K21
347715-5	3	78	1-K21
347716-3	3	78	1-K21
352611-8	6	24	2-G07
362236-2	3	20	1-I11
	3	26	1-I17
362268-5	9	52	4-C05
380131-3	4	18	2-A19
	4	22	2-A23
380132-1	4	18	2-A19
	4	22	2-A23
380133-9	4	18	2-A19
	4	22	2-A23
380134-7	4	18	2-A19
	4	22	2-A23
380135-4	4	18	2-A19
	4	22	2-A23
380136-2	4	16	2-A17
	4	20	2-A21
380141-2	4	18	2-A19
	4	22	2-A23
380142-0	4	18	2-A19
	4	22	2-A23
380143-8	4	16	2-A17
	4	22	2-A23
380164-4	4	14	2-A15
	4	32	2-B09
380166-9	4	14	2-A15

Artikel nr Part No	Gr Gr	Sida Page	Koord. Grid
380174-3	4	18	2-A19
	4	22	2-A23
380175-0	4	16	2-A17
	4	20	2-A21
380190-9	4	20	2-A21
380192-5	4	32	2-B09
380197-4	4	10	2-A11
380198-2	4	10	2-A11
380199-0	4	10	2-A11
380211-3	4	18	2-A19
	4	22	2-A23
380231-1	4	18	2-A19
	4	22	2-A23
380232-9	4	24	2-B01
380240-2	4	18	2-A19
	4	22	2-A23
380257-6	4	28	2-B05
380303-8	4	28	2-B05
380352-5	4	24	2-B01
380379-8	4	20	2-A21
380380-6	4	20	2-A21
380381-4	4	16	2-A17
	4	20	2-A21
380414-3	4	28	2-B05
380435-8	4	14	2-A15
	4	32	2-B09
380445-7	4	20	2-A21
380446-5	4	20	2-A21
380447-3	4	16	2-A17
380449-9	4	18	2-A19
380569-4	4	6	2-A07
380571-0	4	20	2-A21
380615-5	4	16	2-A17
	4	20	2-A21
380618-9	4	10	2-A11
380619-7	4	16	2-A17
	4	22	2-A23
380621-3	4	10	2-A11
380622-1	4	18	2-A19
	4	22	2-A23
380648-6	4	22	2-A23
380652-8	4	22	2-A23
380653-6	4	22	2-A23
380654-4	4	10	2-A11
380670-0	4	26	2-B03
380671-8	4	26	2-B03
380672-6	4	26	2-B03
380674-2	4	28	2-B05
380676-7	4	28	2-B05
380679-1	4	28	2-B05
380682-5	4	28	2-B05
380683-3	4	28	2-B05
380685-8	4	28	2-B05
380686-6	4	28	2-B05
380687-4	4	28	2-B05
380688-2	4	28	2-B05
380693-2	4	28	2-B05
380694-0	4	28	2-B05
380695-7	4	28	2-B05
380697-3	4	28	2-B05
380698-1	4	28	2-B05
380699-9	4	28	2-B05
380704-7	4	28	2-B05
380706-2	4	28	2-B05
380707-0	4	28	2-B05
380709-6	4	28	2-B05
380710-4	4	28	2-B05
380712-0	4	28	2-B05

Artikel nr Part No	Gr Gr	Sida Page	Koord. Grid
380713-8	4	28	2-B05
380715-3	4	28	2-B05
380716-1	4	26	2-B03
380719-5	4	26	2-B03
380720-3	4	26	2-B03
380721-1	4	26	2-B03
380725-2	4	26	2-B03
380726-0	4	26	2-B03
380729-4	4	26	2-B03
380730-2	4	26	2-B03
380731-0	4	26	2-B03
380747-6	4	26	2-B03
380748-4	4	26	2-B03
380749-2	4	26	2-B03
380750-0	4	26	2-B03
380751-8	4	28	2-B05
380752-6	4	28	2-B05
	4	30	2-B07
380753-4	4	28	2-B05
380755-9	4	28	2-B05
380756-7	4	28	2-B05
380757-5	4	28	2-B05
	4	30	2-B07
380762-5	4	28	2-B05
380763-3	4	28	2-B05
380764-1	4	28	2-B05
380765-8	4	28	2-B05
380766-6	4	26	2-B03
380767-4	4	26	2-B03
380768-2	4	26	2-B03
380769-0	4	26	2-B03
380770-8	4	26	2-B03
380772-4	4	26	2-B03
380773-2	4	26	2-B03
380776-5	4	26	2-B03
380777-3	4	26	2-B03
380779-9	4	26	2-B03
380800-3	4	16	2-A17
	4	20	2-A21
380805-2	4	20	2-A21
380808-6	4	16	2-A17
	4	20	2-A21
380809-4	4	16	2-A17
	4	20	2-A21
380810-2	4	16	2-A17
	4	20	2-A21
380811-0	4	16	2-A17
	4	20	2-A21
380813-6	4	16	2-A17
	4	20	2-A21
380835-9	4	16	2-A17
	4	20	2-A21
380861-5	4	14	2-A15
380862-3	4	26	2-B03
380877-1	4	16	2-A17
	4	20	2-A21
380878-9	4	16	2-A17
	4	20	2-A21
380887-0	4	28	2-B05
380894-6	4	16	2-A17
	4	20	2-A21
380895-3	4	18	2-A19
	4	22	2-A23
380910-0	4	28	2-B05
380911-8	4	28	2-B05
380914-2	4	16	2-A17
	4	20	2-A21
380915-9	4	16	2-A17

Nummerregister — Numerical register

Grupp / Group: 10b — Sida / Page: 9

1980-04

Artikel nr Part No	Gr Gr	Sida Page	Koord. Grid
380915-9	4	20	2-A21
380921-7	4	16	2-A17
	4	20	2-A21
380926-6	4	16	2-A17
380928-2	4	10	2-A11
380930-8	4	10	2-A11
380935-7	4	26	2-B03
380940-7	4	10	2-A11
380997-7	4	10	2-A11
380998-5	4	16	2-A17
380999-3	4	20	2-A21
381106-4	4	50	2-C03
381107-2	4	18	2-A19
	4	22	2-A23
381150-2	4	24	2-B01
381164-3	4	24	2-B01
381169-2	4	24	2-B01
381171-8	4	84	2-D13
381178-3	4	24	2-B01
381182-5	4	18	2-A19
	4	22	2-A23
381204-7	4	10	2-A11
381238-5	4	10	2-A11
381249-2	4	4	2-A05
381250-0	4	4	2-A05
381251-8	4	24	2-B01
381252-6	4	24	2-B01
381266-6	4	4	2-A05
381271-6	4	4	2-A05
381287-2	4	6	2-A07
381508-1	4	10	2-A11
381601-4	4	18	2-A19
381605-5	4	24	2-B01
381614-7	4	28	2-B05
381615-4	4	28	2-B05
381625-3	4	18	2-A19
	4	22	2-A23
381630-3	4	16	2-A17
381631-1	4	20	2-A21
381632-9	4	10	2-A11
381661-8	4	10	2-A11
381682-4	4	18	2-A19
	4	22	2-A23
381683-2	4	10	2-A11
381700-4	4	34	2-B11
381704-6	4	34	2-B11
381705-3	4	34	2-B11
381706-1	4	34	2-B11
381709-5	4	36	2-B13
381710-3	4	36	2-B13
381715-2	4	36	2-B13
381716-0	4	36	2-B13
381718-6	4	36	2-B13
381719-4	4	36	2-B13
381720-2	4	36	2-B13
381722-8	3	72	1-K15
381728-5	4	36	2-B13
381730-1	4	36	2-B13
381756-6	4	36	2-B13
381787-1	4	34	2-B11
381794-7	4	34	2-B11
381810-1	4	36	2-B13
381811-9	4	36	2-B13
381813-5	4	36	2-B13
381814-3	4	36	2-B13
381815-0	4	36	2-B13
381817-6	4	36	2-B13
381825-9	4	36	2-B13

Artikel nr Part No	Gr Gr	Sida Page	Koord. Grid
381832-5	4	34	2-B11
381878-8	4	34	2-B11
383067-6	4	84	2-D13
383168-2	4	76	2-D05
383172-4	4	84	2-D13
383173-2	4	84	2-D13
383174-0	4	84	2-D13
383175-7	4	84	2-D13
383176-5	4	84	2-D13
383177-3	4	84	2-D13
383178-1	4	84	2-D13
383179-9	4	84	2-D13
383180-7	4	84	2-D13
383181-5	4	84	2-D13
383182-3	4	84	2-D13
383183-1	4	84	2-D13
383222-7	4	84	2-D13
383229-2	4	84	2-D13
383253-2	4	86	2-D15
383258-1	4	84	2-D13
383432-2	4	74	2-D03
383433-0	4	68	2-C21
	4	74	2-D03
383436-3	4	68	2-C21
	4	74	2-D03
383438-9	4	68	2-C21
	4	74	2-D03
383440-5	4	68	2-C21
	4	74	2-D03
383443-9	4	68	2-C21
	4	74	2-D03
383445-4	4	68	2-C21
	4	74	2-D03
383454-6	4	74	2-D03
383471-0	4	74	2-D03
383472-8	4	74	2-D03
383489-2	4	74	2-D03
384201-0	4	84	2-D13
384209-3	4	84	2-D13
384281-2	4	8	2-A09
	4	86	2-D15
384504-7	4	88	2-D17
384505-4	4	88	2-D17
384507-0	4	88	2-D17
384510-4	4	88	2-D17
384511-2	4	88	2-D17
384705-0	4	76	2-D05
384706-8	4	76	2-D05
384710-0	4	76	2-D05
384720-9	4	10	2-A11
	4	86	2-D15
384727-4	4	88	2-D17
384728-2	4	76	2-D05
400605-2	2a	20	1-B13
411140-7	2a	18	1-B11
415058-7	2b	2	1-C03
415223-7	2a	12	1-B05
416033-9	2b	2	1-C03
418120-2	3	6	1-H21
418206-9	2a	18	1-B11
418213-5	2a	18	1-B11
418214-3	2a	18	1-B11
418238-2	2a	14	1-B07
418249-9	2a	10	1-B03
418250-7	2a	10	1-B03
418251-5	2a	10	1-B03
418260-6	2a	20	1-B13
418264-8	2a	12	1-B05

Artikel nr Part No	Gr Gr	Sida Page	Koord. Grid
418265-5	3	4	1-H19
418272-1	2a	2	1-A19
418276-2	3	4	1-H19
418277-0	2a	20	1-B13
418286-1	2a	18	1-B11
418288-7	2a	20	1-B13
418289-5	2a	20	1-B13
418295-2	2a	12	1-B05
418297-8	2a	18	1-B11
418298-6	2a	18	1-B11
418301-8	2a	18	1-B11
418304-2	2a	16	1-B09
418305-9	2a	18	1-B11
418326-5	2b	2	1-C03
418327-3	2b	2	1-C03
418332-3	2b	2	1-C03
418360-4	2a	20	1-B13
418363-8	2a	16	1-B09
418408-1	2a	4	1-A21
418411-5	2a	20	1-B13
	2a	22	1-B15
	9	4	4-A05
	9	10	4-A11
418416-4	2a	10	1-B03
418421-4	9	4	4-A05
	9	10	4-A11
418426-3	2a	18	1-B11
418432-1	2a	20	1-B13
418440-4	2a	20	1-B13
418466-9	2a	18	1-B11
418479-2	2a	2	1-A19
418561-7	2d	12	1-H13
418593-0	2a	12	1-B05
418621-9	2a	14	1-B07
418622-7	2a	2	1-A19
418623-5	2a	14	1-B07
418624-3	2a	2	1-A19
418625-0	2a	14	1-B07
418626-8	2a	2	1-A19
418643-3	2a	20	1-B13
418645-8	2a	20	1-B13
418646-6	2c	12	1-C21
	2c	20	1-D05
	2c	32	1-D17
	2c	36	1-D21
	2c	54	1-E15
	3	4	1-H19
418655-7	2a	24	1-B17
	2a	26	1-B19
	2b	2	1-C03
418656-5	2a	24	1-B17
	2b	2	1-C03
418657-3	2a	24	1-B17
	2a	26	1-B19
	2b	2	1-C03
418658-1	2a	24	1-B17
	2b	2	1-C03
418663-1	2a	14	1-B07
418737-3	2a	18	1-B11
418754-8	2c	8	1-C17
	2c	12	1-C21
	2c	20	1-D05
418862-9	2a	4	1-A21
418870-2	2a	4	1-A21
419311-6	2a	2	1-A19
419329-8	2a	12	1-B05
419331-4	9	10	4-A11
419333-0	2b	2	1-C03

Artikel nr Part No	Gr Gr	Sida Page	Koord. Grid
419401-5	2a	4	1-A21
	2a	6	1-A23
419417-1	3	16	1-I07
419418-9	3	16	1-I07
419420-5	3	14	1-I05
	3	20	1-I11
419452-8	2d	12	1-H13
419501-2	3	20	1-I11
419508-7	3	20	1-I11
	3	26	1-I17
	10a	18	4-D19
419512-9	3	20	1-I11
419513-7	3	20	1-I11
	3	26	1-I17
419514-5	3	20	1-I11
	3	26	1-I17
	10a	18	4-D19
419515-2	3	20	1-I11
	3	26	1-I17
	10a	18	4-D19
419537-6	2a	12	1-B05
419539-2	2a	20	1-B13
419568-1	2a	6	1-A23
	2c	68	1-F05
	2c	70	1-F07
	2c	72	1-F09
	2c	74	1-F11
	2c	76	1-F13
	2c	80	1-F17
419633-3	2a	14	1-B07
419634-1	2a	14	1-B07
419640-8	2a	18	1-B11
419643-2	2a	18	1-B11
419649-9	2a	12	1-B05
419652-3	2a	18	1-B11
419653-1	2a	18	1-B11
419678-8	2a	4	1-A21
419681-2	2a	16	1-B09
419702-6	2a	18	1-B11
419704-2	2c	88	1-G01
419706-7	3	4	1-H19
419712-5	2c	88	1-G01
419728-1	2a	6	1-A23
419735-6	2a	18	1-B11
419744-8	2c	8	1-C17
	2c	12	1-C21
	2c	20	1-D05
419755-4	2c	28	1-D13
419758-8	2a	6	1-A23
419763-8	2a	2	1-A19
	2a	24	1-B17
419764-6	2a	4	1-A21
419766-1	2a	18	1-B11
419770-3	2c	28	1-D13
419771-1	2a	2	1-A19
419781-0	2a	24	1-B17
	2a	26	1-B19
419782-8	2a	24	1-B17
	2a	26	1-B19
419783-6	2c	30	1-D15
419784-4	2c	30	1-D15
419785-1	2c	30	1-D15
419795-0	2c	30	1-D15
419796-8	2c	22	1-D07
419805-7	2a	2	1-A19
419808-1	2a	2	1-A19
419824-8	2a	20	1-B13
419831-3	2c	30	1-D15

Artikel nr Part No	Gr Gr	Sida Page	Koord. Grid
419853-7	2c	10	1-C19
	2c	20	1-D05
419864-4	2c	84	1-F21
419865-1	2c	84	1-F21
419871-9	2c	84	1-F21
419872-7	2c	84	1-F21
419888-3	2c	8	1-C17
419894-1	2c	30	1-D15
419905-5	2c	84	1-F21
419908-9	2c	12	1-C21
	2c	22	1-D07
	2c	40	1-E01
	2c	42	1-E03
430112-3	2a	20	1-B13
430114-9	2a	20	1-B13
430118-0	2a	14	1-B07
430119-8	2a	10	1-B03
430134-7	2a	14	1-B07
430147-9	3	16	1-I07
430161-0	2a	20	1-B13
460003-7	2a	4	1-A21
	2c	30	1-D15
460025-0	2c	30	1-D15
460048-2	9	4	4-A05
460051-6	2c	88	1-G01
460065-6	9	28	4-B05
	9	50	4-C03
460077-1	6	22	2-G05
	9	32	4-B09
460079-7	9	32	4-B09
	9	54	4-C07
460081-3	9	32	4-B09
	9	54	4-C07
460082-1	2a	4	1-A21
460085-4	3	14	1-I05
	3	20	1-I11
460095-3	2c	12	1-C21
	2c	22	1-D07
460104-3	2c	84	1-F21
460131-6	3	20	1-I11
460133-2	3	20	1-I11
	3	26	1-I17
460134-0	3	20	1-I11
460135-7	3	20	1-I11
	3	26	1-I17
460150-6	2c	10	1-C19
	2c	14	1-C23
	2c	22	1-D07
460161-3	9	30	4-B07
460169-6	2c	12	1-C21
	2c	22	1-D07
460170-4	2c	40	1-E01
	2c	42	1-E03
460181-1	2a	18	1-B11
460191-0	3	72	1-K15
460216-5	2c	12	1-C21
	2c	20	1-D05
460225-6	2c	12	1-C21
	2c	20	1-D05
	2c	36	1-D21
460232-2	2a	20	1-B13
460233-0	2a	20	1-B13
460266-0	2a	4	1-A21
460327-0	2a	14	1-B07
	9	32	4-B09
	9	54	4-C07
460328-8	2a	14	1-B07
	9	32	4-B09

Artikel nr Part No	Gr Gr	Sida Page	Koord. Grid
460328-8	9	54	4-C07
460329-6	2a	14	1-B07
	9	32	4-B09
	9	54	4-C07
460331-2	2c	84	1-F21
460361-9	2a	22	1-B15
460362-7	2a	22	1-B15
460364-3	2a	22	1-B15
460391-6	2c	32	1-D17
	2c	36	1-D21
460392-4	2c	12	1-C21
	2c	22	1-D07
	2c	40	1-E01
	2c	42	1-E03
460400-5	2b	2	1-C03
460401-3	2b	2	1-C03
460402-1	2b	4	1-C05
460403-9	2b	4	1-C05
460406-2	2c	86	1-F23
460426-0	4	62	2-C15
460428-6	4	62	2-C15
460429-4	2c	92	1-G05
460435-1	2c	88	1-G01
460438-5	2b	2	1-C03
460443-5	2a	2	1-A19
	2a	24	1-B17
460455-9	2a	14	1-B07
460456-7	2a	14	1-B07
460457-5	2a	14	1-B07
460459-1	2a	14	1-B07
460462-5	2a	4	1-A21
460464-1	2b	2	1-C03
460474-0	9	30	4-B07
460475-7	9	30	4-B07
460476-5	9	30	4-B07
460479-9	9	30	4-B07
460481-5	2b	2	1-C03
	9	30	4-B07
460482-3	2b	2	1-C03
460486-4	9	30	4-B07
460490-6	2a	16	1-B09
460491-4	2b	6	1-C07
460492-2	2b	6	1-C07
460497-1	2c	92	1-G05
460508-5	2b	2	1-C03
460511-9	2a	14	1-B07
460530-9	2b	6	1-C07
460531-7	2b	6	1-C07
460550-7	2a	4	1-A21
460560-6	2a	4	1-A21
460561-4	2a	6	1-A23
460565-5	4	62	2-C15
460568-9	4	62	2-C15
460569-7	4	62	2-C15
460570-5	4	62	2-C15
460571-3	4	62	2-C15
460574-7	2a	4	1-A21
460576-2	2d	4	1-H05
	2d	10	1-H11
460581-2	9	4	4-A05
460582-0	9	4	4-A05
460584-6	9	10	4-A11
460585-3	9	6	4-A07
	9	10	4-A11
460587-9	2a	4	1-A21
460591-1	4	62	2-C15
460678-6	2c	8	1-C17
	2c	10	1-C19
	2c	20	1-D05

Artikel nr Part No	Gr Gr	Sida Page	Koord. Grid
460684-4	2c	34	1-D19
460767-7	2c	98	1-G11
460774-3	2c	98	1-G11
460783-4	2a	12	1-B05
460788-3	2c	90	1-G03
460796-6	2c	98	1-G11
	2c	100	1-G13
460797-4	2c	34	1-D19
460798-2	2c	34	1-D19
460799-0	2c	34	1-D19
460801-4	2a	18	1-B11
460817-0	2c	50	1-E11
	2c	52	1-E13
460821-2	2c	44	1-E05
460822-0	2c	34	1-D19
460825-3	2c	48	1-E09
460826-1	2c	34	1-D19
460829-5	2c	34	1-D19
460830-3	2c	34	1-D19
460833-7	2c	36	1-D21
460836-0	2c	12	1-C21
	2c	22	1-D07
460839-4	2b	2	1-C03
460841-0	6	22	2-G05
460849-3	6	20	2-G03
460850-1	6	22	2-G05
460851-9	6	22	2-G05
460852-7	3	16	1-I07
460855-0	2c	98	1-G11
460859-2	2c	34	1-D19
460864-2	2c	50	1-E11
460866-7	2c	30	1-D15
460886-5	2c	90	1-G03
460887-3	2c	88	1-G01
	2c	90	1-G03
460891-5	2c	34	1-D19
460897-2	2c	94	1-G07
	2c	96	1-G09
460900-4	2c	28	1-D13
460901-2	2c	88	1-G01
460902-0	2a	18	1-B11
460912-9	9	6	4-A07
	9	10	4-A11
460913-7	9	10	4-A11
460914-5	2a	18	1-B11
460916-0	6	22	2-G05
460918-6	2a	2	1-A19
	2a	10	1-B03
460944-2	2c	90	1-G03
460956-6	6	22	2-G05
460964-0	2c	96	1-G09
	2c	100	1-G13
460965-7	2c	96	1-G09
460981-4	2c	96	1-G09
	2c	100	1-G13
460994-7	2c	50	1-E11
460996-2	2c	50	1-E11
461181-0	2b	2	1-C03
461226-3	3	20	1-I11
	3	26	1-I17
461320-4	3	16	1-I07
461356-8	2c	100	1-G13
461395-6	2c	28	1-D13
461402-0	9	10	4-A11
461405-3	9	6	4-A07
	9	10	4-A11
	9	22	4-A23
461430-1	2c	100	1-G13

Artikel nr Part No	Gr Gr	Sida Page	Koord. Grid
461432-7	2c	100	1-G13
461560-5	2c	30	1-D15
461585-2	2c	30	1-D15
461611-6	2c	30	1-D15
461646-2	2b	4	1-C05
462511-7	2b	4	1-C05
462514-1	2c	36	1-D21
	2c	50	1-E11
462516-6	2a	4	1-A21
462518-2	2a	4	1-A21
462519-0	2c	36	1-D21
462521-6	2c	52	1-E13
462523-2	2c	52	1-E13
462524-0	2c	52	1-E13
462533-1	2c	36	1-D21
462548-9	2d	2	1-H03
	2d	10	1-H11
462551-3	3	4	1-H19
	3	10	1-I01
462552-1	3	4	1-H19
	3	10	1-I01
462553-9	2c	54	1-E15
462554-7	2c	54	1-E15
462570-3	2c	100	1-G13
462619-8	2a	12	1-B05
462621-4	2a	6	1-A23
462622-2	2c	54	1-E15
462623-0	2a	2	1-A19
	2a	4	1-A21
	2a	24	1-B17
	2a	26	1-B19
462631-3	2c	28	1-D13
462632-1	2c	36	1-D21
462645-3	2c	30	1-D15
462657-8	3	4	1-H19
	3	12	1-I03
462658-6	3	4	1-H19
	3	12	1-I03
462660-2	2c	90	1-G03
462663-6	2a	20	1-B13
462671-9	2c	54	1-E15
462674-3	2c	54	1-E15
462676-8	2c	54	1-E15
462679-2	3	70	1-K13
462688-3	2c	54	1-E15
462707-1	2c	54	1-E15
462709-7	2d	6	1-H07
	2d	10	1-H11
462710-5	2c	100	1-G13
462722-0	2c	90	1-G03
462732-9	2c	86	1-F23
462734-5	2c	88	1-G01
462735-2	2c	88	1-G01
462739-4	2b	6	1-C07
462743-6	3	16	1-I07
462744-4	3	16	1-I07
462787-3	2c	48	1-E09
462789-9	2c	48	1-E09
462790-7	2c	48	1-E09
462791-5	2c	48	1-E09
462792-3	2c	48	1-E09
462793-1	2c	48	1-E09
462794-9	2c	48	1-E09
462795-6	2c	48	1-E09
462796-4	2c	48	1-E09
462798-0	2c	48	1-E09
462799-8	2c	48	1-E09
462800-4	2c	48	1-E09

Nummerregister — Numerical register

Grupp / Group: 10b — Sida / Page: 11

1980-04

Artikel nr Part No	Gr Gr	Sida Page	Koord. Grid
462801-2	2c	48	1-E09
462802-0	2c	48	1-E09
462803-8	2c	48	1-E09
	10a	12	4-D13
462815-2	2c	34	1-D19
462826-9	2a	20	1-B13
462827-7	2a	20	1-B13
462829-3	2a	6	1-A23
462845-9	2c	34	1-D19
462848-3	2c	88	1-G01
	2c	90	1-G03
462851-7	2c	86	1-F23
462853-3	2c	86	1-F23
462861-6	2c	48	1-E09
462871-5	2c	86	1-F23
462873-1	3	70	1-K13
462879-8	2a	6	1-A23
462889-7	2a	18	1-B11
462892-1	3	14	1-I05
	3	26	1-I17
462893-9	3	14	1-I05
	3	26	1-I17
462942-4	2c	34	1-D19
462956-4	2c	34	1-D19
462965-5	2c	90	1-G03
463021-6	2a	12	1-B05
463081-0	2a	14	1-B07
463087-7	2a	14	1-B07
463088-5	2a	14	1-B07
463090-1	2a	12	1-B05
463092-7	2a	12	1-B05
463096-8	2a	12	1-B05
463534-8	2a	12	1-B05
463587-6	2a	20	1-B13
463643-7	2a	12	1-B05
463820-1	2b	6	1-C07
463830-0	2a	2	1-A19
463856-5	3	6	1-H21
	3	30	1-I21
463902-7	2a	4	1-A21
	2a	10	1-B03
463903-5	2a	18	1-B11
463904-3	2a	10	1-B03
	2a	18	1-B11
465036-2	3	20	1-I11
480077-7	9	54	4-C07
480651-9	3	20	1-I11
	10a	18	4-D19
540453-8	3	52	1-J19
591235-7	9	30	4-B07
633262-1	4	88	2-D17
642461-8	9	8	4-A09
649259-9	8	352	3-J19
649497-5	8	352	3-J19
649616-0	8	60	2-J05
	8	258	3-F21
	8	262	3-G01
	8	268	3-G07
	8	274	3-G13
	8	280	3-G19
	8	286	3-H01
649674-9	8	282	3-G21
	8	296	3-H11
	8	330	3-I21
649683-0	3	68	1-K11
649811-7	8	226	3-E13
	8	292	3-H07
649812-5	8	226	3-E13

Artikel nr Part No	Gr Gr	Sida Page	Koord. Grid
649812-5	8	292	3-H07
649813-3	8	226	3-E13
	8	292	3-H07
	8	328	3-I19
649814-1	8	226	3-E13
	8	292	3-H07
	8	328	3-I19
649817-4	8	226	3-E13
649818-2	8	226	3-E13
649819-0	8	226	3-E13
649820-8	8	226	3-E13
649821-6	8	292	3-H07
649822-4	8	292	3-H07
649823-2	8	292	3-H07
	8	328	3-I19
649824-0	8	292	3-H07
	8	328	3-I19
649825-7	8	228	3-E15
	8	294	3-H09
649826-5	8	228	3-E15
	8	294	3-H09
649827-3	8	228	3-E15
	8	294	3-H09
649828-1	8	228	3-E15
	8	294	3-H09
649829-9	8	228	3-E15
	8	294	3-H09
	8	328	3-I19
649830-7	8	228	3-E15
	8	294	3-H09
	8	328	3-I19
649831-5	8	228	3-E15
	8	294	3-H09
	8	328	3-I19
649832-3	8	228	3-E15
	8	294	3-H09
	8	328	3-I19
649834-9	8	328	3-I19
649872-9	8	296	3-H11
	8	330	3-I21
649873-7	8	296	3-H11
	8	330	3-I21
649874-5	8	294	3-H09
	8	330	3-I21
649875-2	8	296	3-H11
	8	330	3-I21
649893-5	8	144	3-B03
649909-9	8	144	3-B03
649910-7	8	144	3-B03
649915-6	8	114	2-L11
	8	120	3-A03
	8	122	3-A05
	8	128	3-A11
653449-9	5	24	2-E19
653465-5	5	22	2-E17
653466-3	5	22	2-E17
	5	24	2-E19
653576-9	5	20	2-E15
	5	24	2-E19
654105-6	6	10	2-F17
654106-4	6	10	2-F17
654107-2	6	10	2-F17
654505-7	8	326	3-I17
	8	330	3-I21
	8	334	3-J01
654980-2	5	22	2-E17
	5	24	2-E19
655532-0	8	56	2-J01

Artikel nr Part No	Gr Gr	Sida Page	Koord. Grid
655532-0	8	62	2-J07
	8	80	2-K01
656138-5	4	16	2-A17
	4	18	2-A19
	4	20	2-A21
	4	22	2-A23
656289-6	3	52	1-J19
656290-4	3	52	1-J19
656456-1	5	4	2-D23
	5	6	2-E01
	5	8	2-E03
	5	10	2-E05
656514-7	4	16	2-A17
	4	20	2-A21
656517-0	4	20	2-A21
656518-8	4	16	2-A17
	4	20	2-A21
656537-8	4	18	2-A19
	4	22	2-A23
656542-8	4	24	2-B01
656547-7	4	24	2-B01
656549-3	4	18	2-A19
	4	22	2-A23
656553-5	4	18	2-A19
	4	22	2-A23
656704-4	6	18	2-G01
656707-7	6	18	2-G01
656708-5	6	18	2-G01
656709-3	6	18	2-G01
656766-3	4	72	2-D01
656921-4	8	364	3-K07
657010-5	8	68	2-J13
	8	74	2-J19
658322-3	5	24	2-E19
658326-4	5	24	2-E19
658327-2	5	24	2-E19
658332-2	5	24	2-E19
658769-5	6	10	2-F17
658770-3	6	10	2-F17
659218-2	6	18	2-G01
659219-0	6	18	2-G01
	6	24	2-G07
659220-8	6	18	2-G01
	6	24	2-G07
659221-6	6	18	2-G01
	6	24	2-G07
659222-4	6	18	2-G01
	6	24	2-G07
659223-2	6	18	2-G01
	6	24	2-G07
659224-0	6	18	2-G01
	6	24	2-G07
659225-7	6	18	2-G01
	6	24	2-G07
659248-9	3	58	1-K01
	3	62	1-K05
659331-3	6	18	2-G01
	6	24	2-G07
659655-5	5	20	2-E15
659808-0	8	364	3-K07
659918-7	8	364	3-K07
659949-2	8	56	2-J01
	8	64	2-J09
	8	70	2-J15
	8	76	2-J21
660151-2	8	122	3-A05
	8	126	3-A09
660651-1	5	24	2-E19

Artikel nr Part No	Gr Gr	Sida Page	Koord. Grid
661288-1	6	16	2-F23
661289-9	6	16	2-F23
661567-8	8	78	2-J23
661890-4	3	32	1-I23
662014-0	4	76	2-D05
662054-6	5	24	2-E19
	8	364	3-K07
662108-0	3	66	1-K09
662292-2	4	14	2-A15
662294-8	8	316	3-I07
	8	320	3-I11
	8	332	3-I23
662710-3	8	58	2-J03
662711-1	4	14	2-A15
	4	34	2-B11
662988-5	5	24	2-E19
663095-8	3	66	1-K09
	3	68	1-K11
	9	52	4-C05
663131-1	6	10	2-F17
663497-6	2b	4	1-C05
663749-0	8	78	2-J23
664425-6	3	6	1-H21
664428-0	6	20	2-G03
664816-6	5	8	2-E03
664821-6	5	4	2-D23
664822-4	5	4	2-D23
	5	8	2-E03
666143-3	2d	4	1-H05
	2d	8	1-H09
	2d	10	1-H11
	8	80	2-K01
666176-3	4	4	2-A05
666248-0	4	88	2-D17
666249-8	4	88	2-D17
666250-6	4	88	2-D17
666284-5	8	46	2-I15
666407-2	2c	94	1-G07
	2c	96	1-G09
	2c	98	1-G11
	2c	100	1-G13
666408-0	2c	94	1-G07
	2c	96	1-G09
	2c	98	1-G11
	2c	100	1-G13
666629-1	8	178	3-C13
	8	184	3-C19
	8	190	3-D01
	8	196	3-D07
	8	202	3-D13
	8	208	3-D19
	8	216	3-E03
	8	220	3-E07
	8	224	3-E11
	8	232	3-E19
	8	240	3-F03
	8	246	3-F09
	8	252	3-F15
	8	260	3-F23
	8	264	3-G03
	8	270	3-G09
	8	276	3-G15
	8	296	3-H11
	8	302	3-H17
	8	306	3-H21
	8	314	3-I05
	8	322	3-I13
	8	358	3-K01

Sida / Page: 12 — Grupp / Group: 10b — Nummerregister / Numerical register — 1980-04

Artikel nr Part No	Gr Gr	Sida Page	Koord. Grid
666629-1	8	360	3-K03
667075-6	3	48	1-J15
	3	50	1-J17
667516-9	2c	94	1-G07
	2c	96	1-G09
	2c	98	1-G11
	2c	100	1-G13
667575-5	8	68	2-J13
	8	74	2-J19
668066-4	3	58	1-K01
669102-6	3	68	1-K11
669169-5	8	358	3-K01
	8	360	3-K03
669214-9	8	356	3-J23
	8	360	3-K03
669843-5	5	32	2-F03
670420-9	6	16	2-F23
670567-7	5	4	2-D23
670960-4	8	346	3-J13
670964-6	8	346	3-J13
670965-3	8	346	3-J13
670978-6	8	346	3-J13
670979-4	8	346	3-J13
670981-0	8	346	3-J13
670982-8	8	346	3-J13
670983-6	8	338	3-J05
	8	346	3-J13
670984-4	8	346	3-J13
670985-1	8	346	3-J13
671085-9	3	46	1-J13
671114-7	8	356	3-J23
	8	360	3-K03
671221-0	8	346	3-J13
671233-5	8	348	3-J15
671234-3	8	348	3-J15
671235-0	8	348	3-J15
671328-3	8	336	3-J03
	8	342	3-J09
	8	346	3-J13
671375-4	8	346	3-J13
671376-2	8	346	3-J13
671377-0	8	346	3-J13
671444-8	6	4	2-F11
671713-6	8	346	3-J13
671714-4	8	346	3-J13
671715-1	8	346	3-J13
671723-5	3	54	1-J21
671822-5	2c	94	1-G07
	2c	96	1-G09
	2c	98	1-G11
	2c	100	1-G13
671886-0	9	40	4-B17
	9	44	4-B21
671994-2	8	348	3-J15
672075-9	9	40	4-B17
	9	44	4-B21
	9	46	4-B23
	9	50	4-C03
672119-5	8	356	3-J23
672122-9	4	6	2-A07
672172-4	8	82	2-K03
	8	154	3-B13
	8	160	3-B19
	8	168	3-C03
672226-8	4	78	2-D07
672631-9	3	54	1-J21
	3	56	1-J23
672703-6	2b	6	1-C07

Artikel nr Part No	Gr Gr	Sida Page	Koord. Grid
672740-8	2b	6	1-C07
672785-3	6	16	2-F23
672818-2	9	40	4-B17
	9	44	4-B21
	9	46	4-B23
672977-6	8	342	3-J09
	8	346	3-J13
672995-8	3	68	1-K11
672997-4	9	46	4-B23
673026-1	8	346	3-J13
673053-5	9	42	4-B19
	9	44	4-B21
673162-4	9	46	4-B23
673232-5	8	338	3-J05
	8	342	3-J09
	8	346	3-J13
673233-3	2b	4	1-C05
673490-9	8	86	2-K07
673495-8	8	86	2-K07
673541-9	8	56	2-J01
	8	70	2-J15
673580-7	3	6	1-H21
673648-2	2c	86	1-F23
673764-7	5	14	2-E09
673766-2	5	12	2-E07
	5	26	2-E21
673792-8	2c	86	1-F23
673875-1	6	26	2-G09
673884-3	6	26	2-G09
673937-9	9	40	4-B17
	9	44	4-B21
673989-0	2b	4	1-C05
674044-3	8	94	2-K15
674045-0	8	94	2-K15
674475-9	3	16	1-I07
674636-6	8	144	3-B03
674685-3	8	356	3-J23
	8	360	3-K03
674741-4	8	352	3-J19
674768-7	8	358	3-K01
674775-2	8	70	2-J15
	8	258	3-F21
	8	264	3-G03
	8	270	3-G09
	8	276	3-G15
	8	280	3-G19
	8	288	3-H03
675002-0	8	14	2-H07
	8	18	2-H11
675003-8	8	14	2-H07
	8	18	2-H11
675006-1	8	14	2-H07
	8	18	2-H11
675007-9	8	14	2-H07
	8	18	2-H11
675017-8	8	16	2-H09
675079-8	6	8	2-F15
675085-5	6	12	2-F19
675098-8	6	14	2-F21
675151-5	8	36	2-I05
675152-3	8	36	2-I05
675153-1	8	36	2-I05
675154-9	8	36	2-I05
675155-6	8	36	2-I05
675156-4	8	36	2-I05
675157-2	8	36	2-I05
	8	38	2-I07
	8	40	2-I09

Artikel nr Part No	Gr Gr	Sida Page	Koord. Grid
675158-0	8	36	2-I05
	8	38	2-I07
	8	40	2-I09
675159-8	8	36	2-I05
	8	38	2-I07
	8	40	2-I09
675160-6	8	36	2-I05
	8	38	2-I07
	8	40	2-I09
675161-4	8	38	2-I07
	8	40	2-I09
675162-2	8	38	2-I07
	8	40	2-I09
675163-0	8	38	2-I07
	8	40	2-I09
675164-8	8	38	2-I07
	8	40	2-I09
675165-5	8	38	2-I07
	8	40	2-I09
675166-3	8	38	2-I07
	8	40	2-I09
675167-1	8	38	2-I07
675168-9	8	38	2-I07
675169-7	8	40	2-I09
675170-5	8	40	2-I09
675171-3	8	32	2-I01
675172-1	8	32	2-I01
675235-6	5	32	2-F03
675244-8	8	22	2-H15
	8	26	2-H19
	8	30	2-H23
675245-5	8	22	2-H15
	8	26	2-H19
	8	30	2-H23
675247-1	6	8	2-F15
675253-9	6	10	2-F17
675257-0	8	22	2-H15
675258-8	8	22	2-H15
675266-1	4	80	2-D09
675274-5	6	8	2-F15
675352-9	8	8	2-H01
675353-7	8	8	2-H01
675359-4	5	4	2-D23
	5	6	2-E01
675360-2	5	4	2-D23
	5	6	2-E01
675361-0	8	26	2-H19
	8	38	2-I07
675362-8	8	26	2-H19
	8	38	2-I07
675365-1	4	64	2-C17
675393-3	5	22	2-E17
675398-2	5	22	2-E17
675399-0	5	22	2-E17
675414-7	5	20	2-E15
675415-4	5	20	2-E15
675432-9	6	14	2-F21
675433-7	8	42	2-I11
675445-1	8	22	2-H15
	8	26	2-H19
	8	30	2-H23
675453-5	8	22	2-H15
	8	26	2-H19
	8	30	2-H23
675454-3	6	4	2-F11
675456-8	2a	6	1-A23
675457-6	2a	6	1-A23
675458-4	8	16	2-H09

Artikel nr Part No	Gr Gr	Sida Page	Koord. Grid
675459-2	8	28	2-H21
675460-0	8	28	2-H21
675468-3	8	22	2-H15
	8	36	2-I05
675469-1	8	22	2-H15
	8	36	2-I05
675482-4	8	82	2-K03
675483-2	8	82	2-K03
675492-3	8	58	2-J03
675493-1	8	58	2-J03
675505-2	2c	4	1-C13
	2c	16	1-D01
675506-0	2c	4	1-C13
	2c	16	1-D01
675507-8	2c	4	1-C13
	2c	16	1-D01
675515-1	2c	4	1-C13
	2c	16	1-D01
	2c	38	1-D23
	2c	42	1-E03
675523-5	5	32	2-F03
675553-2	8	54	2-I23
	8	62	2-J07
	8	68	2-J13
	8	74	2-J19
675554-0	8	54	2-I23
	8	62	2-J07
	8	68	2-J13
	8	74	2-J19
675555-7	4	4	2-A05
	5	32	2-F03
675557-3	8	26	2-H19
675558-1	8	26	2-H19
675582-1	4	64	2-C17
	4	74	2-D03
675587-0	4	64	2-C17
675610-0	8	58	2-J03
675611-8	8	58	2-J03
675621-7	8	56	2-J01
675622-5	8	56	2-J01
675657-1	8	10	2-H03
675658-9	8	10	2-H03
675659-7	8	56	2-J01
675660-5	8	56	2-J01
675661-3	8	78	2-J23
675679-5	2d	8	1-H09
675692-8	2d	8	1-H09
675743-9	8	24	2-H17
	8	28	2-H21
	8	34	2-I03
675744-7	8	24	2-H17
	8	34	2-I03
675761-1	6	4	2-F11
675763-7	8	56	2-J01
675764-5	8	56	2-J01
675765-2	8	70	2-J15
675766-0	8	70	2-J15
675769-4	8	78	2-J23
675778-5	4	76	2-D05
675781-9	8	42	2-I11
675807-2	4	78	2-D07
675814-8	4	80	2-D09
675815-5	4	82	2-D11
675825-4	8	26	2-H19
	8	30	2-H23
675826-2	8	26	2-H19
	8	30	2-H23
675848-6	8	14	2-H07

Nummerregister — Numerical register

Grupp / Group: 10b — Sida / Page: 13

1980-04

Artikel nr Part No	Gr Gr	Sida Page	Koord. Grid
675849-4	8	14	2-H07
675850-2	4	78	2-D07
675867-6	8	106	2-L03
	8	110	2-L07
	8	114	2-L11
	8	118	3-A01
675868-4	8	106	2-L03
	8	110	2-L07
	8	114	2-L11
	8	118	3-A01
675869-2	8	106	2-L03
	8	110	2-L07
	8	114	2-L11
	8	118	3-A01
675874-2	4	80	2-D09
675888-2	8	58	2-J03
675898-1	4	14	2-A15
675899-9	4	14	2-A15
675902-1	8	78	2-J23
675914-6	5	20	2-E15
675916-1	5	22	2-E17
675927-8	8	56	2-J01
675928-6	8	56	2-J01
675936-9	8	24	2-H17
	8	28	2-H21
	8	34	2-I03
675948-4	5	22	2-E17
	5	24	2-E19
675949-2	8	14	2-H07
675950-0	8	14	2-H07
675951-8	8	22	2-H15
675952-6	8	24	2-H17
675956-7	8	56	2-J01
675957-5	8	56	2-J01
675965-8	8	54	2-I23
	8	62	2-J07
	8	68	2-J13
	8	74	2-J19
675972-4	8	22	2-H15
	8	26	2-H19
675973-2	8	22	2-H15
	8	26	2-H19
676018-5	2c	94	1-G07
676027-6	8	14	2-H07
676036-7	8	88	2-K09
676037-5	8	88	2-K09
676053-2	6	14	2-F21
676054-0	8	42	2-I11
676065-6	8	42	2-I11
	8	44	2-I13
	8	46	2-I15
676076-3	8	22	2-H15
	8	26	2-H19
	8	30	2-H23
676077-1	8	22	2-H15
	8	26	2-H19
	8	30	2-H23
676080-5	8	52	2-I21
676081-3	8	52	2-I21
676082-1	8	42	2-I11
	8	44	2-I13
	8	46	2-I15
	8	48	2-I17
	8	50	2-I19
676109-2	3	32	1-I23
676111-8	3	32	1-I23
676154-8	8	14	2-H07
676159-7	8	22	2-H15
676159-7	8	26	2-H19
	8	30	2-H23
676160-5	8	22	2-H15
	8	26	2-H19
	8	30	2-H23
676184-5	2c	94	1-G07
	2c	98	1-G11
676185-2	3	48	1-J15
	3	50	1-J17
676215-7	8	56	2-J01
	8	70	2-J15
676238-9	8	10	2-H03
676264-5	8	94	2-K15
676265-2	8	94	2-K15
676271-0	2d	8	1-H09
676274-4	4	14	2-A15
676301-5	8	364	3-K07
676317-1	6	6	2-F13
	6	20	2-G03
676337-9	8	142	3-B01
676338-7	4	76	2-D05
676344-5	8	114	2-L11
676345-2	8	114	2-L11
676359-3	8	56	2-J01
676360-1	8	56	2-J01
676364-3	6	4	2-F11
676365-0	8	56	2-J01
	8	64	2-J09
676366-8	8	70	2-J15
	8	76	2-J21
676377-5	8	22	2-H15
676378-3	8	22	2-H15
676392-4	8	12	2-H05
676405-4	8	12	2-H05
676452-6	8	364	3-K07
676453-4	8	364	3-K07
676522-6	9	24	4-B01
676526-7	4	4	2-A05
	5	32	2-F03
676553-1	2b	4	1-C05
676611-7	2c	94	1-G07
	2c	96	1-G09
	2c	98	1-G11
	2c	100	1-G13
676613-3	5	22	2-E17
676615-8	5	20	2-E15
676616-6	5	22	2-E17
676637-2	8	54	2-I23
	8	62	2-J07
676668-7	8	78	2-J23
676675-2	8	58	2-J03
	8	70	2-J15
676687-7	8	68	2-J13
	8	74	2-J19
676690-1	8	68	2-J13
	8	74	2-J19
676706-5	8	44	2-I13
676709-9	4	10	2-A11
676791-7	8	56	2-J01
	8	70	2-J15
676812-1	5	8	2-E03
	5	10	2-E05
676869-1	8	16	2-H09
	8	20	2-H13
676870-9	8	34	2-I03
676872-5	8	32	2-I01
676873-3	8	32	2-I01
676874-1	8	16	2-H09
676875-8	8	16	2-H09
676896-4	8	142	3-B01
676911-1	8	78	2-J23
	8	82	2-K03
676914-5	4	76	2-D05
676915-2	4	80	2-D09
676923-6	8	86	2-K07
676924-4	8	86	2-K07
676926-9	8	78	2-J23
676981-4	8	16	2-H09
676982-2	8	16	2-H09
	8	20	2-H13
676983-0	8	16	2-H09
	8	20	2-H13
676993-9	8	8	2-H01
676995-4	8	54	2-I23
	8	62	2-J07
	8	68	2-J13
	8	74	2-J19
	8	82	2-K03
676996-2	8	8	2-H01
677003-6	8	176	3-C11
	8	182	3-C17
	8	188	3-C23
	8	194	3-D05
	8	200	3-D11
	8	206	3-D17
	8	214	3-E01
	8	218	3-E05
	8	222	3-E09
	8	228	3-E15
	8	236	3-E23
	8	242	3-F05
	8	244	3-F07
	8	248	3-F11
	8	250	3-F13
	8	258	3-F21
	8	262	3-G01
	8	264	3-G03
	8	268	3-G07
	8	270	3-G09
	8	274	3-G13
	8	276	3-G15
	8	280	3-G19
	8	286	3-H01
	8	288	3-H03
	8	294	3-H09
	8	298	3-H13
	8	300	3-H15
	8	304	3-H19
	8	308	3-H23
	8	312	3-I03
	8	316	3-I07
	8	320	3-I11
	8	324	3-I15
	8	328	3-I19
	8	332	3-I23
677011-9	5	32	2-F03
677020-0	8	122	3-A05
	8	126	3-A09
677021-8	8	122	3-A05
	8	126	3-A09
677033-3	3	54	1-J21
677035-8	6	4	2-F11
677055-6	8	78	2-J23
677056-4	4	4	2-A05
677057-2	6	8	2-F15
677061-4	8	142	3-B01
677062-2	5	12	2-E07
677067-1	8	14	2-H07
	8	18	2-H11
677097-8	3	62	1-K05
677118-2	8	8	2-H01
677129-9	8	14	2-H07
	8	18	2-H11
677130-7	8	14	2-H07
	8	18	2-H11
677133-1	8	54	2-I23
	8	62	2-J07
	8	68	2-J13
	8	74	2-J19
677134-9	8	54	2-I23
	8	62	2-J07
	8	68	2-J13
	8	74	2-J19
677156-2	8	142	3-B01
677160-4	8	142	3-B01
677218-0	2d	2	1-H03
	2d	10	1-H11
	5	20	2-E15
677223-0	8	54	2-I23
	8	62	2-J07
	8	68	2-J13
	8	74	2-J19
677232-1	6	6	2-F13
	8	80	2-K01
	8	364	3-K07
677233-9	8	364	3-K07
677234-7	8	338	3-J05
	8	344	3-J11
677235-4	8	338	3-J05
	8	344	3-J11
677239-6	8	340	3-J07
	8	344	3-J11
677240-4	8	340	3-J07
	8	344	3-J11
	8	350	3-J17
677252-9	4	80	2-D09
677268-5	8	340	3-J07
677269-3	8	340	3-J07
677277-6	8	340	3-J07
677280-0	8	338	3-J05
677281-8	8	338	3-J05
677284-2	4	78	2-D07
677292-5	3	66	1-K09
	3	72	1-K15
677337-8	2d	2	1-H03
	2d	10	1-H11
	8	364	3-K07
677348-5	8	122	3-A05
677349-3	8	122	3-A05
677430-1	3	38	1-J05
	3	42	1-J09
677436-8	6	4	2-F11
677438-4	5	4	2-D23
	5	6	2-E01
677466-5	8	32	2-I01
677467-3	8	32	2-I01
677503-5	8	32	2-I01
677504-3	8	32	2-I01
677510-0	8	44	2-I13
677511-8	8	16	2-H09
	8	20	2-H13
677517-5	8	178	3-C13
	8	184	3-C19
	8	190	3-D01

Artikel nr Part No	Gr Gr	Sida Page	Koord. Grid
677517-5	8	196	3-D07
	8	202	3-D13
	8	208	3-D19
	8	210	3-D21
	8	216	3-E03
	8	220	3-E07
	8	224	3-E11
	8	232	3-E19
	8	240	3-F03
	8	246	3-F09
	8	252	3-F15
	8	260	3-F23
	8	264	3-G03
	8	272	3-G11
	8	276	3-G15
677520-9	8	82	2-K03
677525-8	5	20	2-E15
677528-2	5	20	2-E15
677531-6	4	4	2-A05
677534-0	8	106	2-L03
	8	110	2-L07
	8	114	2-L11
	8	118	3-A01
	8	122	3-A05
	8	126	3-A09
677535-7	8	114	2-L11
677536-5	8	106	2-L03
677537-3	8	114	2-L11
	8	118	3-A01
	8	122	3-A05
	8	126	3-A09
677538-1	8	114	2-L11
	8	118	3-A01
	8	122	3-A05
	8	126	3-A09
677539-9	8	106	2-L03
	8	110	2-L07
677540-7	5	16	2-E11
677561-3	6	10	2-F17
677562-1	5	20	2-E15
677563-9	5	20	2-E15
677571-2	8	42	2-I11
677600-9	8	158	3-B17
	8	160	3-B19
677607-4	2c	86	1-F23
677610-8	5	16	2-E11
677616-5	3	42	1-J09
677617-3	3	42	1-J09
677626-4	4	64	2-C17
	4	72	2-D01
677627-2	4	64	2-C17
	4	72	2-D01
677657-9	5	16	2-E11
677658-7	5	16	2-E11
677712-2	5	16	2-E11
677713-0	5	16	2-E11
677723-9	8	154	3-B13
677755-1	8	338	3-J05
677756-9	8	338	3-J05
677769-2	8	336	3-J03
677770-0	8	340	3-J07
	8	348	3-J15
677771-8	8	338	3-J05
677776-7	8	338	3-J05
677794-0	8	338	3-J05
677795-7	8	338	3-J05
677799-9	8	358	3-K01
	8	362	3-K05
677801-3	8	356	3-J23
	8	360	3-K03
677803-9	8	358	3-K01
677805-4	8	80	2-K01
677814-6	8	154	3-B13
677818-7	8	338	3-J05
677819-5	8	68	2-J13
	8	74	2-J19
677835-1	8	352	3-J19
677837-7	5	20	2-E15
677849-2	3	84	1-L03
677850-0	5	20	2-E15
677863-3	8	356	3-J23
677873-2	8	356	3-J23
677874-0	8	356	3-J23
677876-5	8	356	3-J23
677877-3	8	356	3-J23
677884-9	8	356	3-J23
677907-8	8	48	2-I17
	8	50	2-I19
677922-7	2c	4	1-C13
	2c	16	1-D01
	2c	42	1-E03
677932-6	8	58	2-J03
	8	64	2-J09
	8	70	2-J15
	8	76	2-J21
677937-5	8	58	2-J03
	8	64	2-J09
	8	70	2-J15
	8	76	2-J21
677938-3	8	58	2-J03
	8	64	2-J09
	8	70	2-J15
	8	76	2-J21
677950-8	8	182	3-C17
	8	188	3-C23
	8	194	3-D05
	8	200	3-D11
	8	228	3-E15
	8	236	3-E23
	8	244	3-F07
	8	250	3-F13
	8	294	3-H09
	8	300	3-H15
	8	304	3-H19
	8	312	3-I03
	8	320	3-I11
	8	324	3-I15
	8	328	3-I19
	8	332	3-I23
677968-0	8	336	3-J03
677975-5	8	356	3-J23
677979-7	8	78	2-J23
677980-5	2c	30	1-D15
	5	18	2-E13
677983-9	5	32	2-F03
677994-6	8	358	3-K01
677995-3	8	358	3-K01
677999-5	8	358	3-K01
678009-2	8	358	3-K01
	8	360	3-K03
678010-0	8	358	3-K01
678012-6	8	358	3-K01
678013-4	8	358	3-K01
678026-6	8	22	2-H15
	8	26	2-H19
678050-6	5	18	2-E13
678052-2	5	18	2-E13
678072-0	8	14	2-H07
	8	20	2-H13
678073-8	8	14	2-H07
	8	20	2-H13
678091-0	5	12	2-E07
678093-6	8	148	3-B07
	8	150	3-B09
678094-4	8	148	3-B07
	8	150	3-B09
678096-9	8	182	3-C17
	8	188	3-C23
	8	194	3-D05
	8	200	3-D11
	8	228	3-E15
	8	236	3-E23
	8	244	3-F07
	8	250	3-F13
	8	294	3-H09
	8	300	3-H15
	8	304	3-H19
	8	312	3-I03
	8	320	3-I11
	8	324	3-I15
	8	328	3-I19
	8	332	3-I23
678124-9	5	12	2-E07
678131-4	8	358	3-K01
678141-3	5	4	2-D23
678142-1	5	4	2-D23
678143-9	5	4	2-D23
678144-7	5	4	2-D23
678145-4	5	8	2-E03
678147-0	5	8	2-E03
678155-3	5	4	2-D23
	5	8	2-E03
678158-7	2c	4	1-C13
	2c	16	1-D01
	2c	42	1-E03
678197-5	8	358	3-K01
	8	362	3-K05
678198-3	8	228	3-E15
	8	236	3-E23
	8	244	3-F07
	8	248	3-F11
	8	294	3-H09
	8	298	3-H13
	8	304	3-H19
	8	312	3-I03
	8	320	3-I11
	8	324	3-I15
	8	328	3-I19
	8	332	3-I23
678199-1	8	228	3-E15
	8	236	3-E23
	8	244	3-F07
	8	250	3-F13
	8	294	3-H09
	8	300	3-H15
	8	304	3-H19
	8	312	3-I03
	8	324	3-I15
	8	328	3-I19
678200-7	8	182	3-C17
	8	188	3-C23
	8	194	3-D05
	8	200	3-D11
678201-5	8	182	3-C17
678201-5	8	188	3-C23
	8	194	3-D05
	8	200	3-D11
	8	228	3-E15
	8	236	3-E23
	8	244	3-F07
	8	250	3-F13
	8	294	3-H09
	8	300	3-H15
	8	304	3-H19
	8	312	3-I03
	8	320	3-I11
	8	324	3-I15
	8	328	3-I19
	8	332	3-I23
678204-9	8	24	2-H17
678205-6	8	24	2-H17
678218-9	8	336	3-J03
	8	342	3-J09
678222-1	8	336	3-J03
	8	342	3-J09
678228-8	8	28	2-H21
	8	32	2-I01
678229-6	8	28	2-H21
	8	32	2-I01
678236-1	8	82	2-K03
678237-9	5	12	2-E07
678238-7	2c	6	1-C15
	2c	44	1-E05
	8	144	3-B03
678240-3	6	18	2-G01
678241-1	6	18	2-G01
678242-9	6	18	2-G01
678247-8	6	18	2-G01
678248-6	6	18	2-G01
678249-4	6	18	2-G01
678274-2	8	178	3-C13
	8	184	3-C19
	8	190	3-D01
	8	196	3-D07
	8	202	3-D13
	8	208	3-D19
	8	216	3-E03
	8	220	3-E07
	8	224	3-E11
	8	232	3-E19
	8	240	3-F03
	8	246	3-F09
	8	252	3-F15
	8	260	3-F23
	8	264	3-G03
	8	272	3-G11
	8	276	3-G15
678321-1	6	18	2-G01
678339-3	8	32	2-I01
678347-6	3	82	1-L01
678361-7	3	52	1-J19
678362-5	3	52	1-J19
678369-0	3	6	1-H21
678371-6	8	338	3-J05
678380-7	8	82	2-K03
678441-7	5	28	2-E23
678444-1	5	28	2-E23
678446-6	8	10	2-H03
	8	176	3-C11
	8	208	3-D19
	8	214	3-E01
	8	220	3-E07

Nummerregister — Numerical register

Grupp / Group: 10b — Sida / Page: 15

1980-04

Artikel nr Part No	Gr Gr	Sida Page	Koord. Grid
678476-3	8	158	3-B17
	8	162	3-B21
678482-1	8	158	3-B17
	8	162	3-B21
678484-7	8	158	3-B17
678490-4	8	158	3-B17
	8	160	3-B19
678491-2	8	158	3-B17
	8	160	3-B19
	8	162	3-B21
	8	164	3-B23
	8	166	3-C01
	8	168	3-C03
678492-0	8	158	3-B17
678493-8	8	158	3-B17
678494-6	8	158	3-B17
678499-5	8	158	3-B17
678500-0	8	158	3-B17
678505-9	8	158	3-B17
678506-7	8	82	2-K03
678525-7	8	82	2-K03
678529-9	3	40	1-J07
	3	42	1-J09
678531-5	8	58	2-J03
	8	64	2-J09
	8	70	2-J15
	8	76	2-J21
678580-2	6	18	2-G01
678655-2	2c	94	1-G07
	2c	98	1-G11
678657-8	6	18	2-G01
678678-4	8	86	2-K07
678680-0	8	44	2-I13
678697-4	8	16	2-H09
678716-2	8	338	3-J05
678725-3	8	158	3-B17
	8	162	3-B21
	8	164	3-B23
	8	166	3-C01
678750-1	8	158	3-B17
678753-5	8	142	3-B01
678759-2	8	158	3-B17
678760-0	8	52	2-I21
678761-8	8	52	2-I21
678763-4	8	32	2-I01
678777-4	8	32	2-I01
678778-2	8	32	2-I01
678781-6	8	158	3-B17
678789-9	8	162	3-B21
678790-7	4	78	2-D07
678824-4	4	64	2-C17
678825-1	4	64	2-C17
678838-4	8	34	2-I03
678839-2	8	34	2-I03
678852-5	4	64	2-C17
	4	72	2-D01
678853-3	4	64	2-C17
	4	72	2-D01
678900-2	8	32	2-I01
678901-0	8	32	2-I01
678940-8	8	284	3-G23
	8	290	3-H05
	8	296	3-H11
	8	302	3-H17
	8	306	3-H21
	8	310	3-I01
	8	314	3-I05
	8	318	3-I09

Artikel nr Part No	Gr Gr	Sida Page	Koord. Grid
678940-8	8	322	3-I13
678961-4	8	142	3-B01
678975-4	5	32	2-F03
678995-2	4	64	2-C17
	4	74	2-D03
678996-0	3	52	1-J19
678997-8	3	52	1-J19
679006-7	3	6	1-H21
679016-6	8	122	3-A05
	8	126	3-A09
679080-2	2a	6	1-A23
679111-5	2c	98	1-G11
679113-1	2c	98	1-G11
679115-6	2c	98	1-G11
679116-4	2c	98	1-G11
679118-0	8	32	2-I01
679119-8	8	32	2-I01
679146-1	8	82	2-K03
679147-9	8	82	2-K03
679163-6	3	84	1-L03
679164-4	3	84	1-L03
679185-9	6	8	2-F15
679190-9	8	158	3-B17
	8	162	3-B21
679191-7	8	158	3-B17
	8	162	3-B21
679199-0	8	156	3-B15
	8	160	3-B19
	8	162	3-B21
679207-1	6	14	2-F21
679208-9	6	12	2-F19
679213-9	8	30	2-H23
679259-2	2c	4	1-C13
	2c	16	1-D01
	2c	42	1-E03
679264-2	8	16	2-H09
679274-1	5	20	2-E15
679275-8	5	20	2-E15
679290-7	6	16	2-F23
679291-5	6	16	2-F23
679318-6	8	160	3-B19
679343-4	8	106	2-L03
	8	112	2-L09
	8	114	2-L11
	8	120	3-A03
	8	122	3-A05
	8	128	3-A11
679344-2	8	106	2-L03
	8	112	2-L09
	8	114	2-L11
	8	120	3-A03
	8	122	3-A05
	8	128	3-A11
679346-7	8	106	2-L03
	8	112	2-L09
	8	114	2-L11
	8	120	3-A03
	8	124	3-A07
	8	128	3-A11
679356-6	8	282	3-G21
	8	290	3-H05
	8	296	3-H11
	8	302	3-H17
	8	306	3-H21
	8	310	3-I01
	8	314	3-I05
	8	326	3-I17
	8	330	3-I21

Artikel nr Part No	Gr Gr	Sida Page	Koord. Grid
679357-4	8	282	3-G21
	8	290	3-H05
	8	296	3-H11
	8	302	3-H17
	8	306	3-H21
	8	310	3-I01
	8	314	3-I05
679364-0	5	32	2-F03
679377-2	8	78	2-J23
	8	82	2-K03
679406-9	3	32	1-I23
679407-7	3	32	1-I23
679429-1	2c	94	1-G07
	2c	96	1-G09
679437-4	2c	94	1-G07
679469-7	8	282	3-G21
	8	288	3-H03
	8	296	3-H11
	8	300	3-H15
	8	306	3-H21
	8	310	3-I01
	8	314	3-I05
	8	318	3-I09
	8	322	3-I13
	8	326	3-I17
	8	330	3-I21
	8	334	3-J01
679471-3	9	38	4-B15
679489-5	8	356	3-J23
679517-3	8	338	3-J05
679607-2	8	52	2-I21
679608-0	8	52	2-I21
679609-8	8	52	2-I21
679610-6	8	52	2-I21
679623-9	2c	86	1-F23
679642-9	8	36	2-I05
	8	38	2-I07
	8	40	2-I09
679652-8	8	36	2-I05
	8	38	2-I07
	8	40	2-I09
679653-6	8	36	2-I05
	8	38	2-I07
	8	40	2-I09
679658-5	2c	86	1-F23
679667-6	8	284	3-G23
	8	290	3-H05
	8	296	3-H11
	8	302	3-H17
	8	306	3-H21
	8	310	3-I01
	8	314	3-I05
	8	318	3-I09
	8	322	3-I13
679668-4	8	284	3-G23
	8	290	3-H05
	8	296	3-H11
	8	302	3-H17
	8	306	3-H21
	8	310	3-I01
	8	314	3-I05
	8	318	3-I09
	8	322	3-I13
679669-2	8	284	3-G23
	8	290	3-H05
	8	296	3-H11

Artikel nr Part No	Gr Gr	Sida Page	Koord. Grid
679669-2	8	302	3-H17
	8	306	3-H21
	8	310	3-I01
	8	314	3-I05
	8	318	3-I09
	8	322	3-I13
679685-8	8	336	3-J03
	8	342	3-J09
679688-2	6	20	2-G03
	6	28	2-G11
679738-5	8	356	3-J23
679747-6	8	338	3-J05
679754-2	2c	24	1-D09
	2c	28	1-D13
	8	8	2-H01
	8	78	2-J23
679758-3	8	54	2-I23
	8	62	2-J07
	8	68	2-J13
	8	74	2-J19
679799-7	8	154	3-B13
679800-3	8	54	2-I23
	8	62	2-J07
	8	68	2-J13
	8	74	2-J19
679824-3	8	16	2-H09
679862-3	8	82	2-K03
679873-0	8	356	3-J23
679885-4	8	106	2-L03
679921-7	8	10	2-H03
679938-1	5	14	2-E09
679957-1	8	142	3-B01
679963-9	2c	4	1-C13
	2c	16	1-D01
	2c	38	1-D23
	2c	42	1-E03
679979-5	8	108	2-L05
	8	116	2-L13
	8	124	3-A07
680011-4	3	32	1-I23
680017-1	3	52	1-J19
680019-7	8	52	2-I21
680020-5	8	52	2-I21
680022-1	8	56	2-J01
	8	70	2-J15
680035-3	8	364	3-K07
680036-1	8	364	3-K07
680038-7	3	48	1-J15
	3	50	1-J17
680039-5	3	48	1-J15
680052-8	8	358	3-K01
680053-6	8	358	3-K01
680056-9	8	358	3-K01
680057-7	8	358	3-K01
680071-8	6	16	2-F23
680097-3	8	176	3-C11
	8	182	3-C17
	8	188	3-C23
	8	194	3-D05

Artikel nr Part No	Gr Gr	Sida Page	Koord. Grid
680097-3	8	200	3-D11
	8	206	3-D17
	8	208	3-D19
	8	214	3-E01
	8	218	3-E05
	8	220	3-E07
	8	222	3-E09
	8	224	3-E11
	8	228	3-E15
	8	230	3-E17
	8	236	3-E23
	8	238	3-F01
	8	244	3-F07
	8	250	3-F13
	8	258	3-F21
	8	262	3-G01
	8	264	3-G03
	8	268	3-G07
	8	270	3-G09
	8	274	3-G13
	8	276	3-G15
	8	280	3-G19
	8	282	3-G21
	8	288	3-H03
	8	290	3-H05
	8	294	3-H09
	8	296	3-H11
	8	300	3-H15
	8	302	3-H17
	8	304	3-H19
	8	306	3-H21
	8	308	3-H23
	8	310	3-I01
	8	312	3-I03
	8	316	3-I07
	8	320	3-I11
	8	324	3-I15
	8	326	3-I17
	8	328	3-I19
	8	330	3-I21
	8	332	3-I23
680099-9	8	158	3-B17
	8	160	3-B19
	8	162	3-B21
	8	164	3-B23
	8	166	3-C01
	8	168	3-C03
680128-6	8	142	3-B01
680214-4	8	26	2-H19
	8	30	2-H23
680215-1	8	26	2-H19
	8	30	2-H23
680216-9	8	22	2-H15
680217-7	8	22	2-H15
680262-3	8	106	2-L03
	8	112	2-L09
	8	114	2-L11
	8	120	3-A03
	8	122	3-A05
	8	128	3-A11
680263-1	8	106	2-L03
	8	112	2-L09
	8	114	2-L11
	8	120	3-A03
	8	122	3-A05
	8	128	3-A11
680266-4	8	48	2-I17
	8	50	2-I19

Artikel nr Part No	Gr Gr	Sida Page	Koord. Grid
680295-3	8	68	2-J13
680296-1	8	68	2-J13
680316-7	5	24	2-E19
680317-5	5	24	2-E19
680331-6	9	14	4-A15
680369-6	8	54	2-I23
680370-4	8	54	2-I23
680371-2	8	54	2-I23
680420-7	8	34	2-I03
680421-5	8	34	2-I03
680422-3	8	58	2-J03
	8	64	2-J09
	8	70	2-J15
	8	76	2-J21
680442-1	8	86	2-K07
680443-9	8	86	2-K07
680444-7	8	86	2-K07
680445-4	8	86	2-K07
680462-9	8	106	2-L03
	8	108	2-L05
	8	112	2-L09
	8	116	2-L13
	8	120	3-A03
	8	124	3-A07
	8	128	3-A11
680466-0	8	106	2-L03
	8	112	2-L09
	8	116	2-L13
	8	120	3-A03
	8	124	3-A07
	8	128	3-A11
680467-8	8	108	2-L05
	8	112	2-L09
	8	116	2-L13
	8	120	3-A03
	8	124	3-A07
	8	128	3-A11
680476-9	5	12	2-E07
680485-0	3	42	1-J09
680486-8	3	42	1-J09
680488-4	3	42	1-J09
680531-1	5	8	2-E03
680532-9	5	8	2-E03
680533-7	8	352	3-J19
680538-6	2c	18	1-D03
	2c	42	1-E03
	8	142	3-B01
	8	352	3-J19
	8	354	3-J21
680539-4	8	282	3-G21
	8	288	3-H03
	8	294	3-H09
	8	300	3-H15
	8	306	3-H21
	8	308	3-H23
	8	312	3-I03
	8	316	3-I07
	8	320	3-I11
	8	324	3-I15
	8	328	3-I19
	8	332	3-I23
680559-2	8	52	2-I21
680598-0	2c	98	1-G11
	2c	100	1-G13
680628-5	4	10	2-A11
680629-3	4	10	2-A11
680642-6	2c	86	1-F23
680644-2	3	68	1-K11

Artikel nr Part No	Gr Gr	Sida Page	Koord. Grid
680660-8	8	54	2-I23
	8	62	2-J07
	8	68	2-J13
	8	74	2-J19
680662-4	8	54	2-I23
	8	62	2-J07
	8	68	2-J13
	8	74	2-J19
680663-2	8	54	2-I23
	8	62	2-J07
	8	68	2-J13
	8	74	2-J19
680720-0	8	176	3-C11
	8	182	3-C17
	8	188	3-C23
	8	194	3-D05
	8	200	3-D11
	8	208	3-D19
	8	214	3-E01
	8	220	3-E07
680743-2	2c	86	1-F23
680829-9	6	14	2-F21
680845-5	8	142	3-B01
680852-1	5	20	2-E15
680896-8	3	52	1-J19
680903-2	8	154	3-B13
680906-5	5	14	2-E09
680907-3	5	20	2-E15
680908-1	5	20	2-E15
680909-9	5	20	2-E15
680912-3	5	20	2-E15
680956-0	8	84	2-K05
680961-0	8	84	2-K05
680962-8	8	84	2-K05
680964-4	8	84	2-K05
681089-9	8	84	2-K05
681091-5	8	84	2-K05
681092-3	8	84	2-K05
681095-6	8	84	2-K05
681096-4	8	84	2-K05
681097-2	8	84	2-K05
681098-0	8	84	2-K05
681099-8	8	84	2-K05
681100-4	8	84	2-K05
681101-2	8	84	2-K05
681102-0	8	84	2-K05
681103-8	8	84	2-K05
681104-6	8	84	2-K05
681106-1	8	84	2-K05
681122-8	8	16	2-H09
681129-3	3	62	1-K05
681186-3	8	338	3-J05
	8	342	3-J09
681206-9	8	82	2-K03
681207-7	3	48	1-J15
	3	50	1-J17
681289-5	9	4	4-A05
	9	10	4-A11
681306-7	8	84	2-K05
681315-8	8	358	3-K01
	8	360	3-K03
681318-2	2c	94	1-G07
	2c	96	1-G09
681346-3	6	24	2-G07
681347-1	6	24	2-G07
681348-9	6	24	2-G07
681349-7	6	24	2-G07
681350-5	6	24	2-G07

Artikel nr Part No	Gr Gr	Sida Page	Koord. Grid
681351-3	6	24	2-G07
681353-9	6	24	2-G07
681355-4	6	26	2-G09
681356-2	6	26	2-G09
681357-0	6	26	2-G09
681358-8	6	26	2-G09
681359-6	6	26	2-G09
681360-4	6	26	2-G09
681361-2	6	26	2-G09
681363-8	6	26	2-G09
681364-6	6	26	2-G09
681366-1	6	24	2-G07
681367-9	6	24	2-G07
681368-7	6	24	2-G07
681369-5	6	24	2-G07
681370-3	6	24	2-G07
681371-1	6	24	2-G07
681372-9	6	24	2-G07
681373-7	6	24	2-G07
681374-5	6	24	2-G07
681375-2	6	24	2-G07
681376-0	6	24	2-G07
681378-6	6	24	2-G07
681380-2	6	24	2-G07
681383-6	6	24	2-G07
681385-1	6	24	2-G07
681387-7	6	26	2-G09
681388-5	6	26	2-G09
681389-3	6	26	2-G09
681395-0	6	26	2-G09
681396-8	6	26	2-G09
681397-6	6	26	2-G09
681398-4	6	26	2-G09
681399-2	6	26	2-G09
681400-8	6	26	2-G09
681401-6	6	26	2-G09
681402-4	6	26	2-G09
681403-2	6	26	2-G09
681404-0	6	26	2-G09
681406-5	6	26	2-G09
681407-3	6	26	2-G09
681410-7	6	28	2-G11
681411-5	6	28	2-G11
681412-3	6	28	2-G11
681413-1	6	28	2-G11
681414-9	6	28	2-G11
681415-6	6	28	2-G11
681416-4	6	28	2-G11
681418-0	6	28	2-G11
681419-8	6	28	2-G11
681420-6	6	28	2-G11
681422-2	6	28	2-G11
681423-0	6	28	2-G11
681424-8	6	28	2-G11
681425-5	6	28	2-G11
681426-3	6	28	2-G11
681427-1	6	28	2-G11
681428-9	6	28	2-G11
681429-7	6	28	2-G11
681430-5	6	28	2-G11
681431-3	6	28	2-G11
681432-1	8	84	2-K05
681438-8	9	44	4-B21
681447-9	8	142	3-B01
681448-7	3	40	1-J07
	3	42	1-J09
681450-3	3	6	1-H21
	8	14	2-H07

Nummerregister — Numerical register

Grupp / Group: 10b — Sida / Page: 17

1980-04

Artikel nr Part No	Gr Gr	Sida Page	Koord. Grid
681450-3	8	18	2-H11
681456-0	5	8	2-E03
681461-0	6	28	2-G11
681464-4	6	28	2-G11
681476-8	3	48	1-J15
681521-1	8	12	2-H05
681522-9	8	12	2-H05
681523-7	8	12	2-H05
681528-6	8	54	2-I23
	8	62	2-J07
	8	68	2-J13
	8	74	2-J19
681529-4	8	10	2-H03
681533-6	9	42	4-B19
	9	46	4-B23
681538-5	5	24	2-E19
681560-9	4	10	2-A11
681564-1	3	40	1-J07
681569-0	8	178	3-C13
	8	184	3-C19
	8	190	3-D01
	8	196	3-D07
	8	202	3-D13
	8	210	3-D21
	8	216	3-E03
	8	220	3-E07
	8	224	3-E11
	8	232	3-E19
	8	240	3-F03
	8	246	3-F09
	8	252	3-F15
	8	260	3-F23
	8	266	3-G05
	8	272	3-G11
	8	276	3-G15
681572-4	3	80	1-K23
681607-8	2c	86	1-F23
681609-4	2c	86	1-F23
681610-2	8	108	2-L05
681648-2	5	30	2-F01
681649-0	5	30	2-F01
681650-8	5	30	2-F01
681651-6	5	30	2-F01
681654-0	3	42	1-J09
	5	26	2-E21
681658-1	5	26	2-E21
681659-9	5	12	2-E07
681661-5	9	4	4-A05
	9	10	4-A11
681736-5	8	142	3-B01
681777-9	8	84	2-K05
681823-1	8	84	2-K05
681850-4	3	68	1-K11
681854-6	6	26	2-G09
681857-9	3	54	1-J21
681858-7	3	54	1-J21
681923-9	3	32	1-I23
681963-5	5	20	2-E15
682021-1	8	106	2-L03
	8	110	2-L07
	8	114	2-L11
	8	118	3-A01
	8	122	3-A05
	8	126	3-A09
682022-9	8	106	2-L03
	8	110	2-L07
	8	114	2-L11
	8	118	3-A01

Artikel nr Part No	Gr Gr	Sida Page	Koord. Grid
682022-9	8	122	3-A05
	8	126	3-A09
682023-7	8	106	2-L03
	8	110	2-L07
	8	114	2-L11
	8	118	3-A01
	8	122	3-A05
	8	126	3-A09
682024-5	8	106	2-L03
	8	114	2-L11
	8	122	3-A05
682025-2	8	106	2-L03
	8	110	2-L07
	8	114	2-L11
	8	118	3-A01
	8	122	3-A05
	8	126	3-A09
682040-1	8	12	2-H05
682041-9	2c	88	1-G01
	2c	90	1-G03
682043-5	2c	90	1-G03
682072-4	5	26	2-E21
682073-2	5	26	2-E21
682074-0	5	26	2-E21
682075-7	5	26	2-E21
682076-5	5	26	2-E21
682083-1	3	58	1-K01
	3	82	1-L01
682086-4	6	30	2-G13
682101-1	6	22	2-G05
682235-7	8	338	3-J05
682274-6	8	14	2-H07
	8	18	2-H11
682277-9	5	32	2-F03
682309-0	5	4	2-D23
682310-8	5	4	2-D23
682319-9	8	336	3-J03
	8	342	3-J09
682320-7	8	336	3-J03
	8	342	3-J09
682321-5	8	106	2-L03
	8	110	2-L07
	8	114	2-L11
	8	118	3-A01
	8	122	3-A05
	8	126	3-A09
682340-5	3	52	1-J19
682362-9	8	80	2-K01
682364-5	8	80	2-K01
682365-2	8	80	2-K01
682368-6	6	10	2-F17
682369-4	6	10	2-F17
682374-4	6	24	2-G07
682379-3	8	22	2-H15
	8	26	2-H19
682380-1	8	22	2-H15
	8	26	2-H19
682437-9	9	40	4-B17
	9	44	4-B21
	9	46	4-B23
682466-8	8	282	3-G21
	8	288	3-H03
	8	296	3-H11
	8	300	3-H15
	8	306	3-H21
	8	310	3-I01
	8	314	3-I05
	8	318	3-I09

Artikel nr Part No	Gr Gr	Sida Page	Koord. Grid
682466-8	8	322	3-I13
	8	326	3-I17
	8	330	3-I21
	8	334	3-J01
682547-5	9	40	4-B17
	9	44	4-B21
	9	46	4-B23
682557-4	2d	4	1-H05
	2d	8	1-H09
682586-3	8	22	2-H15
682621-8	8	364	3-K07
682632-5	8	346	3-J13
682633-3	8	346	3-J13
682669-7	2c	94	1-G07
682680-4	6	14	2-F21
682707-5	4	64	2-C17
	4	70	2-C23
682786-9	6	14	2-F21
682792-7	8	10	2-H03
682915-4	2a	6	1-A23
682948-5	8	350	3-J17
682949-3	8	348	3-J15
682950-1	8	348	3-J15
682955-0	8	364	3-K07
682968-3	8	184	3-C19
	8	190	3-D01
	8	196	3-D07
	8	202	3-D13
	8	230	3-E17
	8	238	3-F01
	8	246	3-F09
	8	252	3-F15
682982-4	8	352	3-J19
682986-5	8	58	2-J03
683031-9	8	46	2-I15
683033-5	8	46	2-I15
683035-0	8	46	2-I15
683036-8	8	46	2-I15
683040-0	8	46	2-I15
683045-9	8	46	2-I15
683046-7	8	46	2-I15
683085-5	8	122	3-A05
683086-3	8	122	3-A05
683087-1	8	122	3-A05
683088-9	8	122	3-A05
683089-7	8	318	3-I09
	8	322	3-I13
	8	334	3-J01
683090-5	8	316	3-I07
	8	320	3-I11
	8	332	3-I23
683091-3	8	316	3-I07
	8	320	3-I11
	8	328	3-I19
	8	332	3-I23
683093-9	8	326	3-I17
	8	330	3-I21
	8	334	3-J01
683094-7	8	326	3-I17
	8	330	3-I21
	8	334	3-J01
683095-4	8	318	3-I09
	8	322	3-I13
	8	334	3-J01
683100-2	8	170	3-C05
683101-0	8	170	3-C05
683102-8	8	170	3-C05
683104-4	8	170	3-C05

Artikel nr Part No	Gr Gr	Sida Page	Koord. Grid
683105-1	8	170	3-C05
683107-7	8	170	3-C05
683108-5	8	170	3-C05
683109-3	8	170	3-C05
683122-6	8	46	2-I15
683123-4	8	46	2-I15
683125-9	8	46	2-I15
683126-7	8	46	2-I15
683134-1	8	168	3-C03
683135-8	8	168	3-C03
683141-6	8	46	2-I15
683148-1	8	46	2-I15
683149-9	8	46	2-I15
683150-7	8	80	2-K01
683174-7	8	170	3-C05
683213-3	8	46	2-I15
683214-1	8	46	2-I15
683258-8	8	184	3-C19
	8	190	3-D01
	8	196	3-D07
	8	202	3-D13
	8	230	3-E17
	8	238	3-F01
	8	246	3-F09
	8	252	3-F15
683263-8	6	8	2-F15
683264-6	6	8	2-F15
683265-3	6	8	2-F15
683266-1	6	8	2-F15
683267-9	6	12	2-F19
683290-1	4	80	2-D09
683303-2	6	12	2-F19
683335-4	2c	86	1-F23
683349-5	5	22	2-E17
683350-3	5	22	2-E17
683354-5	4	70	2-C23
683357-8	4	70	2-C23
683372-7	2c	12	1-C21
	2c	22	1-D07
683408-9	3	68	1-K11
683423-8	4	78	2-D07
683499-8	8	108	2-L05
	8	116	2-L13
	8	124	3-A07
683514-4	3	42	1-J09
683515-1	3	42	1-J09
683520-1	3	42	1-J09
683521-9	3	42	1-J09
683532-6	8	24	2-H17
683533-4	8	24	2-H17
683534-2	4	64	2-C17
683537-5	4	64	2-C17
683538-3	4	78	2-D07
683576-3	9	48	4-C01
683604-3	8	80	2-K01
683627-4	8	80	2-K01
683644-9	8	58	2-J03
683645-6	8	70	2-J15
683646-4	8	58	2-J03
683675-3	5	32	2-F03
683683-7	5	22	2-E17
683699-3	8	86	2-K07
	8	90	2-K11
683701-7	8	86	2-K07
	8	90	2-K11
683718-1	2c	86	1-F23
683719-9	2c	86	1-F23
683740-5	8	148	3-B07

Sida / Page: 18 — Grupp / Group: 10b — Nummerregister / Numerical register — 1980-04

Artikel nr Part No	Gr Gr	Sida Page	Koord. Grid
683751-2	9	42	4-B19
	9	44	4-B21
683756-1	6	12	2-F19
683760-3	6	8	2-F15
683850-2	8	164	3-B23
	8	168	3-C03
683861-9	8	86	2-K07
	8	90	2-K11
683877-5	9	16	4-A17
683878-3	9	16	4-A17
683881-7	9	28	4-B05
683882-5	9	28	4-B05
683883-3	9	28	4-B05
683888-2	9	28	4-B05
683897-3	9	30	4-B07
683916-1	4	80	2-D09
683917-9	8	58	2-J03
683933-6	9	36	4-B13
683935-1	9	10	4-A11
683946-8	8	364	3-K07
683955-9	8	58	2-J03
683956-7	8	58	2-J03
683957-5	8	58	2-J03
683958-3	8	58	2-J03
683959-1	8	58	2-J03
683964-1	4	64	2-C17
	4	72	2-D01
683968-2	8	56	2-J01
683969-0	8	56	2-J01
683982-3	8	86	2-K07
683983-1	8	86	2-K07
683984-9	8	90	2-K11
683998-9	9	20	4-A21
684000-3	6	30	2-G13
684024-3	9	16	4-A17
	9	20	4-A21
684040-9	2c	88	1-G01
684042-5	2c	86	1-F23
684063-1	2c	4	1-C13
	2c	6	1-C15
	2c	16	1-D01
	2c	24	1-D09
	2c	38	1-D23
	2c	42	1-E03
	2c	44	1-E05
684069-8	2c	18	1-D03
	2c	42	1-E03
684083-9	9	16	4-A17
684119-1	2c	18	1-D03
	2c	42	1-E03
684121-7	2c	18	1-D03
684122-5	2c	18	1-D03
684147-2	8	164	3-B23
	8	168	3-C03
684148-0	8	164	3-B23
	8	168	3-C03
684198-5	2c	98	1-G11
	2c	100	1-G13
684201-7	8	84	2-K05
684202-5	8	84	2-K05
684212-4	3	52	1-J19
684223-1	8	134	3-A17
684232-2	9	16	4-A17
	9	20	4-A21
684264-5	8	78	2-J23
684281-9	9	30	4-B07
684306-4	8	358	3-K01
684313-0	4	78	2-D07

Artikel nr Part No	Gr Gr	Sida Page	Koord. Grid
684321-3	9	28	4-B05
	9	34	4-B11
	9	50	4-C03
684326-2	9	28	4-B05
684328-8	9	28	4-B05
684333-8	9	16	4-A17
	9	20	4-A21
684342-9	9	10	4-A11
	9	16	4-A17
	9	20	4-A21
684343-7	9	8	4-A09
684345-2	9	26	4-B03
684347-8	9	8	4-A09
684358-5	5	24	2-E19
684359-3	5	24	2-E19
684361-9	5	24	2-E19
684366-8	5	24	2-E19
684422-9	6	28	2-G11
684425-2	8	58	2-J03
684432-8	5	4	2-D23
684433-6	5	4	2-D23
684473-2	8	316	3-I07
	8	320	3-I11
	8	332	3-I23
684474-0	8	316	3-I07
	8	320	3-I11
	8	332	3-I23
684475-7	8	316	3-I07
	8	320	3-I11
	8	332	3-I23
684479-9	8	168	3-C03
684490-6	9	28	4-B05
684495-5	8	364	3-K07
	9	54	4-C07
684502-8	8	134	3-A17
684552-3	9	36	4-B13
684560-6	8	58	2-J03
684561-4	8	58	2-J03
684565-5	9	30	4-B07
684576-2	2c	86	1-F23
684586-1	5	20	2-E15
684590-3	2c	94	1-G07
684591-1	2c	94	1-G07
684592-9	2c	98	1-G11
684644-8	9	36	4-B13
684663-8	2c	86	1-F23
684730-5	2c	86	1-F23
684731-3	6	4	2-F11
684738-8	8	48	2-I17
	8	50	2-I19
684765-1	6	8	2-F15
	6	12	2-F19
684766-9	6	8	2-F15
	6	12	2-F19
684767-7	6	8	2-F15
	6	12	2-F19
684768-5	6	8	2-F15
	6	12	2-F19
684807-1	9	14	4-A15
	9	16	4-A17
	9	20	4-A21
684812-1	2c	86	1-F23
684817-0	9	8	4-A09
	9	10	4-A11
	9	16	4-A17
684819-6	5	30	2-F01
684820-4	5	30	2-F01
684830-3	8	56	2-J01

Artikel nr Part No	Gr Gr	Sida Page	Koord. Grid
684830-3	8	70	2-J15
684835-2	6	30	2-G13
684837-8	6	30	2-G13
684838-6	6	30	2-G13
684841-0	9	8	4-A09
684843-6	9	8	4-A09
684844-4	9	8	4-A09
684846-9	9	8	4-A09
684847-7	9	8	4-A09
684869-1	2c	86	1-F23
684873-3	4	78	2-D07
684903-8	6	12	2-F19
684905-3	6	12	2-F19
684906-1	6	12	2-F19
684970-7	9	16	4-A17
	9	20	4-A21
684999-6	3	52	1-J19
685000-2	8	54	2-I23
	8	62	2-J07
	8	68	2-J13
	8	74	2-J19
685001-0	8	54	2-I23
	8	62	2-J07
	8	68	2-J13
685007-7	8	54	2-I23
	8	62	2-J07
	8	68	2-J13
	8	74	2-J19
685217-2	5	32	2-F03
685229-7	5	32	2-F03
685240-4	5	32	2-F03
685258-6	9	4	4-A05
685260-2	9	4	4-A05
685264-4	9	4	4-A05
685275-0	9	16	4-A17
	9	20	4-A21
685276-8	9	16	4-A17
	9	20	4-A21
685277-6	9	14	4-A15
685304-8	9	14	4-A15
685309-7	9	14	4-A15
685312-1	9	14	4-A15
685331-1	5	8	2-E03
685351-9	3	64	1-K07
685357-6	9	14	4-A15
685358-4	9	14	4-A15
685359-2	9	14	4-A15
	9	16	4-A17
685363-4	9	14	4-A15
685364-2	9	14	4-A15
685365-9	9	14	4-A15
685366-7	9	14	4-A15
685367-5	9	4	4-A05
685368-3	9	4	4-A05
	9	14	4-A15
	9	24	4-B01
685384-0	9	4	4-A05
685386-5	9	4	4-A05
685387-3	9	4	4-A05
685388-1	9	4	4-A05
685389-9	9	4	4-A05
685397-2	9	26	4-B03
685413-7	8	58	2-J03
685434-3	8	336	3-J03
685453-3	4	36	2-B13
685501-9	8	340	3-J07
685502-7	8	340	3-J07
685503-5	8	358	3-K01

Artikel nr Part No	Gr Gr	Sida Page	Koord. Grid
685530-8	8	338	3-J05
685539-9	8	338	3-J05
685549-8	8	352	3-J19
685571-2	8	16	2-H09
	8	20	2-H13
685572-0	8	16	2-H09
	8	20	2-H13
685582-9	8	336	3-J03
685584-5	8	336	3-J03
685592-8	8	326	3-I17
	8	330	3-I21
	8	334	3-J01
685593-6	8	326	3-I17
	8	330	3-I21
	8	334	3-J01
685625-6	2c	4	1-C13
	2c	6	1-C15
	2c	16	1-D01
	2c	24	1-D09
	2c	38	1-D23
	2c	42	1-E03
	2c	44	1-E05
685634-8	8	16	2-H09
	8	20	2-H13
	8	22	2-H15
	8	26	2-H19
685640-5	8	106	2-L03
	8	110	2-L07
	8	114	2-L11
	8	118	3-A01
685651-2	8	164	3-B23
	8	168	3-C03
685661-1	8	14	2-H07
	8	18	2-H11
685665-2	8	14	2-H07
	8	18	2-H11
685719-7	9	48	4-C01
685720-5	9	48	4-C01
685735-3	8	54	2-I23
	8	62	2-J07
	8	68	2-J13
	8	74	2-J19
685739-5	8	94	2-K15
	8	100	2-K21
685740-3	8	94	2-K15
	8	100	2-K21
685750-2	8	170	3-C05
685765-0	8	32	2-I01
	9	48	4-C01
685766-8	8	32	2-I01
	9	48	4-C01
685768-4	8	10	2-H03
685772-6	8	134	3-A17
685779-1	8	134	3-A17
685780-9	8	134	3-A17
685783-3	8	134	3-A17
685798-1	8	136	3-A19
685799-9	8	136	3-A19
685800-5	8	136	3-A19
685801-3	8	136	3-A19
685812-0	8	94	2-K15
685836-9	8	54	2-I23
	8	62	2-J07
	8	68	2-J13
	8	74	2-J19
685843-5	9	4	4-A05
	9	10	4-A11
685850-0	8	136	3-A19

Nummerregister — Numerical register

Grupp / Group: 10b — Sida / Page: 19

1980-04

Artikel nr Part No	Gr Gr	Sida Page	Koord. Grid
685851-8	8	364	3-K07
685855-9	8	78	2-J23
685857-5	8	136	3-A19
685858-3	8	136	3-A19
685861-7	3	48	1-J15
685862-5	3	48	1-J15
685872-4	8	12	2-H05
685873-2	8	12	2-H05
685888-0	8	54	2-I23
	8	62	2-J07
	8	68	2-J13
	8	74	2-J19
685898-9	9	48	4-C01
685922-7	8	14	2-H07
	8	18	2-H11
685975-5	8	84	2-K05
685979-7	8	148	3-B07
	8	150	3-B09
685987-0	8	14	2-H07
686008-4	8	42	2-I11
	8	44	2-I13
	8	46	2-I15
686103-3	9	36	4-B13
686104-1	2b	6	1-C07
686131-4	8	84	2-K05
686132-2	8	84	2-K05
686181-9	2c	86	1-F23
686195-9	9	4	4-A05
	9	10	4-A11
686226-2	5	6	2-E01
686227-0	5	6	2-E01
686228-8	5	6	2-E01
686229-6	5	6	2-E01
686234-6	5	10	2-E05
686235-3	5	10	2-E05
686236-1	5	10	2-E05
686257-7	4	78	2-D07
686260-1	8	148	3-B07
	8	150	3-B09
686261-9	8	58	2-J03
	8	64	2-J09
686262-7	8	58	2-J03
	8	64	2-J09
686264-3	3	32	1-I23
686265-0	3	32	1-I23
686272-6	8	56	2-J01
	8	64	2-J09
686281-7	8	86	2-K07
	8	90	2-K11
686282-5	8	86	2-K07
	8	90	2-K11
686283-3	8	86	2-K07
	8	90	2-K11
686301-3	8	134	3-A17
686331-0	5	24	2-E19
686336-9	5	20	2-E15
686352-6	4	64	2-C17
	4	68	2-C21
686353-4	8	364	3-K07
	9	54	4-C07
686354-2	8	364	3-K07
686355-9	9	12	4-A13
	9	28	4-B05
686356-7	9	4	4-A05
	9	28	4-B05
686357-5	8	16	2-H09
	8	20	2-H13
686374-0	3	66	1-K09

Artikel nr Part No	Gr Gr	Sida Page	Koord. Grid
686392-2	9	40	4-B17
686398-9	6	14	2-F21
686429-2	8	164	3-B23
	8	168	3-C03
686432-6	8	164	3-B23
	8	168	3-C03
686437-5	3	32	1-I23
686450-8	9	36	4-B13
686451-6	3	54	1-J21
686500-0	6	14	2-F21
686523-2	3	48	1-J15
686524-0	3	48	1-J15
686534-9	3	48	1-J15
686538-0	8	176	3-C11
	8	182	3-C17
	8	188	3-C23
	8	194	3-D05
	8	200	3-D11
	8	208	3-D19
	8	214	3-E01
	8	220	3-E07
686540-6	9	16	4-A17
	9	20	4-A21
686541-4	9	16	4-A17
	9	20	4-A21
686542-2	9	16	4-A17
	9	20	4-A21
686555-4	8	70	2-J15
	8	76	2-J21
686575-2	8	352	3-J19
686652-9	5	22	2-E17
686668-5	4	64	2-C17
	4	68	2-C21
686705-5	9	8	4-A09
686706-3	4	76	2-D05
686716-2	9	30	4-B07
686729-5	4	76	2-D05
686781-6	8	182	3-C17
	8	188	3-C23
	8	194	3-D05
	8	200	3-D11
	8	228	3-E15
	8	236	3-E23
	8	244	3-F07
	8	248	3-F11
	8	294	3-H09
	8	298	3-H13
	8	304	3-H19
	8	312	3-I03
	8	320	3-I11
	8	324	3-I15
	8	328	3-I19
	8	332	3-I23
686782-4	8	182	3-C17
	8	188	3-C23
	8	194	3-D05
	8	200	3-D11
	8	228	3-E15
	8	236	3-E23
	8	244	3-F07
	8	248	3-F11
	8	294	3-H09
	8	298	3-H13
	8	304	3-H19
	8	312	3-I03
	8	320	3-I11
	8	324	3-I15
	8	328	3-I19

Artikel nr Part No	Gr Gr	Sida Page	Koord. Grid
686782-4	8	332	3-I23
686810-3	8	352	3-J19
686816-0	8	352	3-J19
686833-5	2b	4	1-C05
686836-8	8	326	3-I17
	8	330	3-I21
	8	334	3-J01
686849-1	2b	6	1-C07
686862-4	8	48	2-I17
686863-2	8	48	2-I17
686868-1	8	48	2-I17
686869-9	8	48	2-I17
686874-9	8	48	2-I17
686875-6	8	48	2-I17
686890-5	8	54	2-I23
	8	62	2-J07
686891-3	8	68	2-J13
	8	74	2-J19
686901-0	8	358	3-K01
	8	360	3-K03
686910-1	8	164	3-B23
	8	166	3-C01
686913-5	8	164	3-B23
	8	166	3-C01
686914-3	8	164	3-B23
	8	166	3-C01
686922-6	8	164	3-B23
686931-7	8	86	2-K07
686932-5	8	86	2-K07
686933-3	8	106	2-L03
686934-1	8	106	2-L03
686937-4	8	106	2-L03
686938-2	8	106	2-L03
686958-0	8	358	3-K01
686969-7	3	66	1-K09
	9	26	4-B03
686974-7	8	14	2-H07
	8	18	2-H11
686995-2	8	10	2-H03
686998-6	3	48	1-J15
687030-7	8	352	3-J19
	8	354	3-J21
687047-1	8	352	3-J19
687107-3	5	20	2-E15
687108-1	5	20	2-E15
687131-3	2b	4	1-C05
687138-8	2b	2	1-C03
687167-7	8	14	2-H07
	8	18	2-H11
687180-0	8	60	2-J05
	8	66	2-J11
687181-8	8	60	2-J05
	8	66	2-J11
687182-6	8	60	2-J05
	8	66	2-J11
687183-4	8	60	2-J05
	8	66	2-J11
687184-2	8	70	2-J15
	8	76	2-J21
687185-9	8	72	2-J17
	8	76	2-J21
687227-9	3	64	1-K07
687233-7	3	64	1-K07
687245-1	2c	4	1-C13
	2c	6	1-C15
	2c	18	1-D03
	2c	24	1-D09
	2c	40	1-E01

Artikel nr Part No	Gr Gr	Sida Page	Koord. Grid
687245-1	2c	42	1-E03
	2c	46	1-E07
687250-1	8	14	2-H07
	8	18	2-H11
687251-9	3	54	1-J21
687252-7	3	54	1-J21
687257-6	3	54	1-J21
687258-4	8	82	2-K03
687297-2	8	52	2-I21
687299-8	8	56	2-J01
	8	70	2-J15
687308-7	5	4	2-D23
687309-5	5	16	2-E11
687335-0	4	64	2-C17
	4	72	2-D01
687337-6	4	64	2-C17
	4	72	2-D01
687338-4	4	4	2-A05
687342-6	9	10	4-A11
	9	16	4-A17
	9	20	4-A21
687368-1	5	10	2-E05
687371-5	4	64	2-C17
	4	72	2-D01
687376-4	9	10	4-A11
687378-0	9	16	4-A17
687379-8	5	10	2-E05
687397-0	9	8	4-A09
687398-8	9	8	4-A09
687419-2	2d	2	1-H03
687440-8	9	8	4-A09
687450-7	6	8	2-F15
687455-6	9	34	4-B11
687456-4	9	34	4-B11
687457-2	4	80	2-D09
687461-4	6	8	2-F15
687470-5	2c	46	1-E07
687475-4	5	18	2-E13
687477-0	9	8	4-A09
687478-8	9	8	4-A09
687479-6	9	8	4-A09
687480-4	9	8	4-A09
687489-5	6	20	2-G03
	6	24	2-G07
687494-5	5	28	2-E23
687495-2	5	28	2-E23
687503-3	8	338	3-J05
687504-1	8	338	3-J05
687522-3	9	44	4-B21
687643-7	8	338	3-J05
	8	342	3-J09
687675-9	8	338	3-J05
	8	342	3-J09
687679-1	8	338	3-J05
	8	342	3-J09
687727-8	8	16	2-H09
	8	20	2-H13
687774-0	3	48	1-J15
687775-7	3	48	1-J15
687776-5	3	48	1-J15
687777-3	3	48	1-J15
687778-1	3	48	1-J15
687779-9	3	48	1-J15
687781-5	3	48	1-J15
	3	50	1-J17
687782-3	3	48	1-J15
	3	50	1-J17
687784-9	3	48	1-J15

Sida / Page: 20 — Grupp / Group: 10b — Nummerregister / Numerical register — 1980-04

Artikel nr Part No	Gr Gr	Sida Page	Koord. Grid
687784-9	3	50	1-J17
687785-6	3	48	1-J15
	3	50	1-J17
687786-4	3	48	1-J15
	3	50	1-J17
687788-0	3	48	1-J15
	3	50	1-J17
687791-4	3	48	1-J15
	3	50	1-J17
687816-9	2b	4	1-C05
687818-5	2b	4	1-C05
687825-0	2c	4	1-C13
	2c	16	1-D01
	2c	38	1-D23
	2c	42	1-E03
687832-6	2c	30	1-D15
687837-5	3	66	1-K09
687838-3	8	54	2-I23
	8	62	2-J07
	8	68	2-J13
	8	74	2-J19
687880-5	8	58	2-J03
687881-3	8	58	2-J03
687893-8	8	56	2-J01
	8	70	2-J15
687894-6	8	56	2-J01
	8	70	2-J15
687895-3	8	56	2-J01
	8	70	2-J15
687928-2	3	80	1-K23
	3	82	1-L01
687955-5	8	106	2-L03
	8	110	2-L07
	8	114	2-L11
	8	118	3-A01
	8	122	3-A05
	8	126	3-A09
687971-2	3	48	1-J15
	3	50	1-J17
687975-3	3	48	1-J15
	3	50	1-J17
687982-9	8	12	2-H05
687983-7	8	12	2-H05
688021-5	6	8	2-F15
	6	14	2-F21
688024-9	8	14	2-H07
688025-6	8	14	2-H07
688053-8	3	54	1-J21
688054-6	3	54	1-J21
688070-2	2b	6	1-C07
688071-0	2b	6	1-C07
688072-8	2b	6	1-C07
688109-8	2c	94	1-G07
688110-6	6	28	2-G11
688136-1	5	20	2-E15
688140-3	6	30	2-G13
688150-2	6	28	2-G11
688162-7	9	28	4-B05
688225-2	6	10	2-F17
688227-8	9	28	4-B05
688230-2	9	10	4-A11
688338-3	8	30	2-H23
688340-9	8	52	2-I21
688366-4	3	46	1-J13
688372-2	8	82	2-K03
688373-0	8	82	2-K03
688378-9	3	78	1-K21
688400-1	3	54	1-J21

Artikel nr Part No	Gr Gr	Sida Page	Koord. Grid
688401-9	3	54	1-J21
688405-0	3	80	1-K23
688412-6	3	6	1-H21
688422-5	3	68	1-K11
688469-6	8	14	2-H07
	8	18	2-H11
688476-1	8	80	2-K01
688520-6	9	4	4-A05
	9	10	4-A11
688521-4	9	4	4-A05
	9	10	4-A11
688522-2	3	52	1-J19
688542-0	8	94	2-K15
688548-7	8	94	2-K15
	8	100	2-K21
688549-5	8	94	2-K15
688550-3	8	94	2-K15
688572-7	8	94	2-K15
	8	100	2-K21
688573-5	8	94	2-K15
	8	100	2-K21
688593-3	2c	4	1-C13
	2c	6	1-C15
	2c	16	1-D01
	2c	24	1-D09
	2c	38	1-D23
	2c	42	1-E03
	2c	44	1-E05
688631-1	3	62	1-K05
	9	52	4-C05
688636-0	3	32	1-I23
688637-8	3	32	1-I23
688642-8	3	62	1-K05
688643-6	3	62	1-K05
688644-4	3	62	1-K05
688646-9	3	62	1-K05
688647-7	3	62	1-K05
688658-4	3	56	1-J23
	3	58	1-K01
	3	60	1-K03
688691-5	3	72	1-K15
688708-7	9	34	4-B11
688709-5	9	34	4-B11
688711-1	9	34	4-B11
688714-5	9	34	4-B11
688715-2	9	34	4-B11
688716-0	9	34	4-B11
688717-8	9	34	4-B11
688718-6	9	34	4-B11
688719-4	9	34	4-B11
688720-2	9	34	4-B11
688721-0	9	34	4-B11
688722-8	9	34	4-B11
688723-6	9	34	4-B11
688724-4	9	34	4-B11
688725-1	9	34	4-B11
688726-9	9	34	4-B11
688727-7	5	26	2-E21
688739-2	5	10	2-E05
688740-0	3	32	1-I23
688741-8	3	32	1-I23
688742-6	3	32	1-I23
688743-4	3	32	1-I23
688744-2	3	32	1-I23
688745-9	3	32	1-I23
688746-7	3	32	1-I23
688747-5	3	32	1-I23
688748-3	6	16	2-F23

Artikel nr Part No	Gr Gr	Sida Page	Koord. Grid
688823-4	8	338	3-J05
688830-9	8	338	3-J05
688831-7	8	336	3-J03
688832-5	8	338	3-J05
688833-3	8	338	3-J05
688847-3	8	336	3-J03
	8	342	3-J09
688870-5	8	338	3-J05
688900-0	8	174	3-C09
	8	206	3-D17
	8	212	3-D23
	8	218	3-E05
	8	256	3-F19
	8	262	3-G01
	8	268	3-G07
	8	274	3-G13
	8	338	3-J05
	8	342	3-J09
	8	346	3-J13
688902-6	9	30	4-B07
	9	38	4-B15
688931-5	9	38	4-B15
688955-4	2c	32	1-D17
688971-1	2c	28	1-D13
688982-8	2d	8	1-H09
688984-4	6	30	2-G13
691627-4	8	352	3-J19
	8	354	3-J21
691649-8	8	352	3-J19
	8	354	3-J21
691865-0	8	178	3-C13
	8	184	3-C19
	8	190	3-D01
	8	196	3-D07
	8	202	3-D13
	8	208	3-D19
	8	216	3-E03
	8	220	3-E07
	8	224	3-E11
	8	232	3-E19
	8	238	3-F01
	8	246	3-F09
	8	252	3-F15
	8	260	3-F23
	8	264	3-G03
	8	270	3-G09
	8	276	3-G15
691866-8	8	282	3-G21
	8	290	3-H05
	8	296	3-H11
	8	302	3-H17
	8	306	3-H21
	8	310	3-I01
	8	314	3-I05
	8	318	3-I09
	8	322	3-I13
692067-2	8	178	3-C13
	8	184	3-C19
	8	190	3-D01
	8	196	3-D07
	8	202	3-D13
	8	208	3-D19
	8	216	3-E03
	8	220	3-E07
	8	224	3-E11
	8	232	3-E19
	8	240	3-F03
	8	246	3-F09

Artikel nr Part No	Gr Gr	Sida Page	Koord. Grid
692067-2	8	252	3-F15
	8	260	3-F23
	8	264	3-G03
	8	270	3-G09
	8	276	3-G15
	8	282	3-G21
	8	290	3-H05
	8	296	3-H11
	8	302	3-H17
	8	306	3-H21
	8	310	3-I01
	8	314	3-I05
	8	318	3-I09
	8	322	3-I13
692081-3	8	178	3-C13
	8	184	3-C19
	8	190	3-D01
	8	196	3-D07
	8	202	3-D13
	8	208	3-D19
	8	216	3-E03
	8	220	3-E07
	8	224	3-E11
	8	232	3-E19
	8	240	3-F03
	8	246	3-F09
	8	252	3-F15
	8	260	3-F23
	8	264	3-G03
	8	270	3-G09
	8	276	3-G15
692429-4	8	352	3-J19
692702-4	8	178	3-C13
	8	184	3-C19
	8	190	3-D01
	8	196	3-D07
	8	202	3-D13
	8	208	3-D19
	8	216	3-E03
	8	220	3-E07
	8	224	3-E11
	8	232	3-E19
	8	240	3-F03
	8	246	3-F09
	8	252	3-F15
	8	260	3-F23
	8	264	3-G03
	8	270	3-G09
	8	276	3-G15
692812-1	8	352	3-J19
692818-8	8	224	3-E11
	8	230	3-E17
	8	238	3-F01
	8	244	3-F07
	8	250	3-F13
	8	258	3-F21
	8	264	3-G03
	8	270	3-G09
	8	276	3-G15
692819-6	8	224	3-E11
	8	230	3-E17
	8	238	3-F01
	8	244	3-F07
	8	250	3-F13
	8	258	3-F21
	8	264	3-G03
	8	270	3-G09
	8	276	3-G15

Nummerregister — Numerical register

Grupp / Group: 10b — Sida / Page: 21

1980-04

Artikel nr Part No	Gr Gr	Sida Page	Koord. Grid
692829-5	8	352	3-J19
692830-3	8	352	3-J19
692839-4	8	336	3-J03
	8	342	3-J09
692879-0	8	84	2-K05
692880-8	8	84	2-K05
692881-6	8	84	2-K05
692882-4	8	84	2-K05
693067-1	8	84	2-K05
693068-9	8	84	2-K05
693101-8	8	336	3-J03
	8	342	3-J09
693549-8	8	326	3-I17
	8	330	3-I21
	8	334	3-J01
695160-2	8	148	3-B07
	8	152	3-B11
695215-4	8	352	3-J19
695306-1	8	326	3-I17
	8	330	3-I21
	8	334	3-J01
695610-6	8	176	3-C11
	8	182	3-C17
	8	188	3-C23
	8	194	3-D05
	8	200	3-D11
	8	208	3-D19
	8	214	3-E01
	8	220	3-E07
	8	224	3-E11
	8	230	3-E17
	8	238	3-F01
	8	244	3-F07
	8	250	3-F13
	8	258	3-F21
	8	264	3-G03
	8	270	3-G09
	8	276	3-G15
695611-4	8	176	3-C11
	8	182	3-C17
	8	188	3-C23
	8	194	3-D05
	8	200	3-D11
	8	208	3-D19
	8	214	3-E01
	8	220	3-E07
	8	224	3-E11
	8	230	3-E17
	8	238	3-F01
	8	244	3-F07
	8	250	3-F13
	8	258	3-F21
	8	264	3-G03
	8	270	3-G09
	8	276	3-G15
695818-5	8	228	3-E15
	8	236	3-E23
	8	294	3-H09
	8	298	3-H13
696109-8	8	294	3-H09
696111-4	8	296	3-H11
	8	300	3-H15
696113-0	8	296	3-H11
	8	300	3-H15
	8	306	3-H21
	8	312	3-I03
	8	324	3-I15
696115-5	8	296	3-H11

Artikel nr Part No	Gr Gr	Sida Page	Koord. Grid
696117-1	8	296	3-H11
	8	300	3-H15
696119-7	8	296	3-H11
	8	300	3-H15
	8	306	3-H21
	8	312	3-I03
	8	326	3-I17
696236-9	8	180	3-C15
	8	226	3-E13
	8	292	3-H07
696237-7	8	180	3-C15
	8	226	3-E13
	8	292	3-H07
696238-5	8	186	3-C21
	8	234	3-E21
	8	292	3-H07
696239-3	8	186	3-C21
	8	234	3-E21
	8	292	3-H07
696240-1	8	180	3-C15
	8	226	3-E13
696241-9	8	180	3-C15
	8	226	3-E13
696242-7	8	186	3-C21
	8	234	3-E21
696243-5	8	186	3-C21
	8	234	3-E21
696244-3	8	292	3-H07
696245-0	8	292	3-H07
696246-8	8	292	3-H07
696247-6	8	292	3-H07
696249-2	8	182	3-C17
	8	228	3-E15
696250-0	8	180	3-C15
	8	186	3-C21
	8	226	3-E13
	8	234	3-E21
	8	292	3-H07
696251-8	8	188	3-C23
	8	236	3-E23
696252-6	8	180	3-C15
	8	226	3-E13
696253-4	8	186	3-C21
	8	234	3-E21
696255-9	8	182	3-C17
	8	188	3-C23
696256-7	8	182	3-C17
	8	188	3-C23
696257-5	8	182	3-C17
	8	188	3-C23
696258-3	8	182	3-C17
	8	188	3-C23
696259-1	8	228	3-E15
	8	236	3-E23
	8	294	3-H09
696260-9	8	228	3-E15
	8	236	3-E23
	8	294	3-H09
696261-7	8	228	3-E15
	8	236	3-E23
	8	294	3-H09
696262-5	8	228	3-E15
	8	236	3-E23
	8	294	3-H09
696263-3	8	230	3-E17
	8	236	3-E23
696264-1	8	230	3-E17
	8	236	3-E23

Artikel nr Part No	Gr Gr	Sida Page	Koord. Grid
696265-8	8	294	3-H09
	8	328	3-I19
696266-6	8	294	3-H09
	8	328	3-I19
696267-4	8	296	3-H11
	8	330	3-I21
696268-2	8	296	3-H11
	8	330	3-I21
696270-8	8	146	3-B05
696272-4	8	146	3-B05
696276-5	8	180	3-C15
	8	226	3-E13
	8	292	3-H07
696277-3	8	180	3-C15
	8	226	3-E13
	8	292	3-H07
696278-1	8	186	3-C21
	8	234	3-E21
	8	298	3-H13
696279-9	8	186	3-C21
	8	234	3-E21
	8	298	3-H13
696280-7	8	180	3-C15
	8	226	3-E13
696281-5	8	180	3-C15
	8	226	3-E13
696282-3	8	186	3-C21
	8	234	3-E21
696283-1	8	186	3-C21
	8	234	3-E21
696284-9	8	292	3-H07
696285-6	8	292	3-H07
696286-4	8	298	3-H13
696287-2	8	298	3-H13
696288-0	8	180	3-C15
	8	186	3-C21
	8	226	3-E13
	8	234	3-E21
	8	292	3-H07
	8	298	3-H13
696289-8	8	182	3-C17
	8	228	3-E15
696290-6	8	188	3-C23
	8	236	3-E23
696291-4	8	180	3-C15
	8	228	3-E15
696292-2	8	186	3-C21
	8	234	3-E21
696294-8	8	182	3-C17
	8	188	3-C23
696295-5	8	182	3-C17
	8	188	3-C23
696296-3	8	182	3-C17
	8	188	3-C23
696297-1	8	182	3-C17
	8	188	3-C23
696300-3	8	198	3-D09
	8	248	3-F11
	8	304	3-H19
	8	312	3-I03
	8	320	3-I11
	8	324	3-I15
	8	332	3-I23
696301-1	8	198	3-D09
	8	248	3-F11
	8	304	3-H19
	8	312	3-I03
	8	320	3-I11

Artikel nr Part No	Gr Gr	Sida Page	Koord. Grid
696301-1	8	324	3-I15
	8	332	3-I23
696302-9	8	198	3-D09
	8	248	3-F11
696303-7	8	198	3-D09
	8	248	3-F11
696304-5	8	304	3-H19
	8	312	3-I03
	8	324	3-I15
696306-0	8	304	3-H19
	8	312	3-I03
	8	324	3-I15
696308-6	8	200	3-D11
696309-4	8	200	3-D11
696312-8	8	324	3-I15
696313-6	8	324	3-I15
696327-6	8	198	3-D09
696366-4	8	228	3-E15
	8	236	3-E23
	8	294	3-H09
	8	298	3-H13
696367-2	8	228	3-E15
	8	236	3-E23
	8	294	3-H09
	8	300	3-H15
696368-0	8	228	3-E15
	8	236	3-E23
	8	294	3-H09
	8	300	3-H15
696390-4	8	230	3-E17
	8	236	3-E23
696391-2	8	230	3-E17
	8	238	3-F01
696392-0	8	294	3-H09
	8	300	3-H15
696393-8	8	294	3-H09
	8	300	3-H15
696394-6	8	296	3-H11
	8	300	3-H15
696395-3	8	296	3-H11
	8	300	3-H15
696397-9	8	146	3-B05
696399-5	8	146	3-B05
696401-9	8	146	3-B05
696403-5	8	146	3-B05
696404-3	8	180	3-C15
	8	226	3-E13
	8	292	3-H07
696405-0	8	180	3-C15
	8	226	3-E13
696406-8	8	186	3-C21
	8	192	3-D03
	8	234	3-E21
	8	242	3-F05
	8	298	3-H13
696407-6	8	192	3-D03
	8	242	3-F05
	8	304	3-H19
696409-2	8	180	3-C15
	8	226	3-E13
	8	292	3-H07
696410-0	8	180	3-C15
	8	226	3-E13
696411-8	8	186	3-C21
	8	192	3-D03
	8	234	3-E21
	8	242	3-F05
	8	298	3-H13

Artikel nr Part No	Gr Gr	Sida Page	Koord. Grid
696412-6	8	192	3-D03
	8	242	3-F05
	8	304	3-H19
696416-7	8	180	3-C15
	8	226	3-E13
696417-5	8	180	3-C15
	8	226	3-E13
696418-3	8	186	3-C21
	8	192	3-D03
	8	234	3-E21
	8	242	3-F05
696419-1	8	192	3-D03
	8	242	3-F05
696421-7	8	292	3-H07
696422-5	8	298	3-H13
696423-3	8	180	3-C15
	8	226	3-E13
696424-1	8	180	3-C15
	8	226	3-E13
696425-8	8	186	3-C21
	8	192	3-D03
	8	234	3-E21
	8	242	3-F05
696426-6	8	192	3-D03
	8	242	3-F05
696428-2	8	292	3-H07
696429-0	8	298	3-H13
696430-8	8	242	3-F05
696432-4	8	182	3-C17
	8	228	3-E15
696433-2	8	182	3-C17
	8	228	3-E15
696434-0	8	188	3-C23
	8	192	3-D03
	8	198	3-D09
	8	236	3-E23
	8	242	3-F05
	8	248	3-F11
696435-7	8	192	3-D03
	8	242	3-F05
696436-5	8	180	3-C15
	8	228	3-E15
696437-3	8	180	3-C15
	8	228	3-E15
696438-1	8	188	3-C23
	8	192	3-D03
	8	236	3-E23
	8	242	3-F05
696439-9	8	192	3-D03
	8	242	3-F05
696442-3	8	182	3-C17
	8	188	3-C23
	8	192	3-D03
	8	200	3-D11
696443-1	8	182	3-C17
	8	192	3-D03
696444-9	8	182	3-C17
	8	188	3-C23
	8	194	3-D05
	8	200	3-D11
696445-6	8	182	3-C17
	8	192	3-D03
696446-4	8	182	3-C17
	8	188	3-C23
	8	194	3-D05
	8	200	3-D11
696447-2	8	182	3-C17
	8	194	3-D05
696449-8	8	182	3-C17
	8	194	3-D05
696450-6	8	228	3-E15
	8	236	3-E23
	8	242	3-F05
	8	248	3-F11
	8	294	3-H09
	8	298	3-H13
	8	304	3-H19
	8	312	3-I03
	8	320	3-I11
	8	324	3-I15
	8	332	3-I23
696451-4	8	228	3-E15
	8	242	3-F05
	8	304	3-H19
696452-2	8	228	3-E15
	8	236	3-E23
	8	242	3-F05
	8	248	3-F11
	8	294	3-H09
	8	298	3-H13
	8	304	3-H19
	8	312	3-I03
	8	320	3-I11
	8	324	3-I15
	8	332	3-I23
696453-0	8	228	3-E15
	8	242	3-F05
	8	304	3-H19
696454-8	8	228	3-E15
	8	236	3-E23
	8	244	3-F07
	8	250	3-F13
	8	294	3-H09
	8	300	3-H15
	8	304	3-H19
	8	312	3-I03
696455-5	8	228	3-E15
	8	244	3-F07
	8	304	3-H19
696456-3	8	228	3-E15
	8	236	3-E23
	8	244	3-F07
	8	250	3-F13
	8	294	3-H09
	8	300	3-H15
	8	304	3-H19
	8	312	3-I03
696457-1	8	228	3-E15
	8	244	3-F07
	8	304	3-H19
696459-7	8	230	3-E17
	8	244	3-F07
696461-3	8	230	3-E17
	8	244	3-F07
696464-7	8	296	3-H11
	8	300	3-H15
	8	306	3-H21
	8	314	3-I05
	8	326	3-I17
696465-4	8	300	3-H15
696466-2	8	296	3-H11
	8	300	3-H15
	8	306	3-H21
	8	314	3-I05
	8	326	3-I17
696467-0	8	302	3-H17
696634-5	8	186	3-C21
	8	234	3-E21
696635-2	8	186	3-C21
	8	234	3-E21
696636-0	8	186	3-C21
	8	234	3-E21
696637-8	8	186	3-C21
	8	234	3-E21
696638-6	8	186	3-C21
	8	234	3-E21
696639-4	8	188	3-C23
	8	236	3-E23
696775-6	8	186	3-C21
	8	234	3-E21
696777-2	8	188	3-C23
696778-0	8	188	3-C23
696779-8	8	188	3-C23
696780-6	8	188	3-C23
696781-4	8	236	3-E23
696782-2	8	236	3-E23
696783-0	8	236	3-E23
696784-8	8	236	3-E23
696785-5	8	236	3-E23
696786-3	8	236	3-E23
696795-4	8	298	3-H13
697069-3	8	148	3-B07
697071-9	8	148	3-B07
697072-7	8	148	3-B07
697074-3	8	146	3-B05
	8	148	3-B07
697076-8	8	146	3-B05
	8	148	3-B07
697077-6	8	148	3-B07
697276-4	8	296	3-H11
	8	330	3-I21
697277-2	8	296	3-H11
	8	302	3-H17
697278-0	8	296	3-H11
	8	302	3-H17
	8	306	3-H21
	8	314	3-I05
	8	326	3-I17
697280-6	8	294	3-H09
	8	330	3-I21
697281-4	8	294	3-H09
	8	300	3-H15
697284-8	8	296	3-H11
	8	330	3-I21
697327-5	8	158	3-B17
697328-3	8	158	3-B17
697329-1	8	158	3-B17
697331-7	8	160	3-B19
697332-5	8	160	3-B19
697333-3	8	160	3-B19
697400-0	8	204	3-D15
	8	254	3-F17
	8	278	3-G17
697401-8	8	212	3-D23
	8	262	3-G01
	8	278	3-G17
697402-6	8	204	3-D15
	8	254	3-F17
	8	278	3-G17
697403-4	8	212	3-D23
	8	262	3-G01
	8	278	3-G17
697405-9	8	206	3-D17
	8	256	3-F19
697407-5	8	278	3-G17
697409-1	8	206	3-D17
	8	256	3-F19
697410-9	8	212	3-D23
697411-7	8	280	3-G19
697414-1	8	206	3-D17
	8	212	3-D23
	8	256	3-F19
	8	262	3-G01
	8	278	3-G17
697415-8	8	206	3-D17
	8	256	3-F19
697416-6	8	212	3-D23
	8	262	3-G01
697417-4	8	206	3-D17
	8	256	3-F19
697418-2	8	262	3-G01
697427-3	8	258	3-F21
	8	264	3-G03
	8	280	3-G19
697428-1	8	258	3-F21
	8	264	3-G03
697429-9	8	258	3-F21
	8	264	3-G03
697430-7	8	280	3-G19
697431-5	8	282	3-G21
697432-3	8	282	3-G21
697433-1	8	282	3-G21
697454-7	8	282	3-G21
697455-4	8	282	3-G21
697456-2	8	282	3-G21
697462-0	8	174	3-C09
	8	222	3-E09
697464-6	8	174	3-C09
	8	222	3-E09
697466-1	8	174	3-C09
	8	222	3-E09
697468-7	8	174	3-C09
	8	222	3-E09
697469-5	8	174	3-C09
	8	222	3-E09
697470-3	8	174	3-C09
	8	222	3-E09
697481-0	8	176	3-C11
	8	222	3-E09
697575-9	8	356	3-J23
697576-7	8	356	3-J23
697577-5	8	356	3-J23
697595-7	8	146	3-B05
697597-3	8	146	3-B05
697599-9	8	146	3-B05
697601-3	8	146	3-B05
697603-9	8	146	3-B05
697605-4	8	146	3-B05
697611-2	8	148	3-B07
697612-0	8	148	3-B07
697613-8	8	148	3-B07
697615-3	8	146	3-B05
697616-1	8	146	3-B05
	8	148	3-B07
697617-9	8	148	3-B07
697619-5	8	148	3-B07
697636-9	8	150	3-B09
697643-5	8	146	3-B05
697644-3	8	146	3-B05
697647-6	8	148	3-B07
	8	150	3-B09
697648-4	8	148	3-B07

Nummerregister / Numerical register

Grupp / Group: 10b

Sida / Page: 23

1980-04

Artikel nr Part No	Gr Gr	Sida Page	Koord. Grid
697648-4	8	150	3-B09
697650-0	8	204	3-D15
	8	254	3-F17
	8	278	3-G17
697651-8	8	212	3-D23
	8	262	3-G01
	8	286	3-H01
697652-6	8	204	3-D15
	8	254	3-F17
	8	278	3-G17
697653-4	8	212	3-D23
	8	262	3-G01
	8	286	3-H01
697655-9	8	206	3-D17
	8	256	3-F19
697656-7	8	212	3-D23
	8	262	3-G01
697657-5	8	278	3-G17
697658-3	8	286	3-H01
697659-1	8	206	3-D17
	8	256	3-F19
697660-9	8	212	3-D23
	8	262	3-G01
697661-7	8	280	3-G19
697662-5	8	286	3-H01
697664-1	8	206	3-D17
	8	212	3-D23
	8	218	3-E05
	8	256	3-F19
	8	262	3-G01
	8	274	3-G13
	8	278	3-G17
	8	286	3-H01
697665-8	8	206	3-D17
	8	256	3-F19
697666-6	8	212	3-D23
	8	262	3-G01
697667-4	8	206	3-D17
	8	256	3-F19
697668-2	8	212	3-D23
	8	262	3-G01
697674-0	8	256	3-F19
	8	262	3-G01
	8	274	3-G13
	8	280	3-G19
	8	286	3-H01
697678-1	8	264	3-G03
697679-9	8	264	3-G03
697682-3	8	282	3-G21
	8	288	3-H03
697683-1	8	282	3-G21
	8	288	3-H03
697684-9	8	204	3-D15
	8	254	3-F17
697686-4	8	204	3-D15
	8	254	3-F17
	8	256	3-F19
697689-8	8	206	3-D17
	8	256	3-F19
697693-0	8	206	3-D17
	8	256	3-F19
697698-9	8	174	3-C09
	8	222	3-E09
697699-7	8	206	3-D17
	8	256	3-F19
697701-1	8	206	3-D17
	8	256	3-F19
697704-5	8	176	3-C11

Artikel nr Part No	Gr Gr	Sida Page	Koord. Grid
697705-2	8	176	3-C11
697706-0	8	176	3-C11
697707-8	8	176	3-C11
697708-6	8	222	3-E09
697709-4	8	222	3-E09
697710-2	8	222	3-E09
697711-0	8	222	3-E09
697712-8	8	224	3-E11
697713-6	8	224	3-E11
697720-1	8	304	3-H19
697721-9	8	304	3-H19
697722-7	8	306	3-H21
697723-5	8	306	3-H21
697724-3	8	306	3-H21
697725-0	8	306	3-H21
697760-7	8	204	3-D15
	8	254	3-F17
	8	278	3-G17
697761-5	8	212	3-D23
	8	268	3-G07
	8	286	3-H01
697762-3	8	206	3-D17
	8	256	3-F19
	8	278	3-G17
697763-1	8	212	3-D23
	8	268	3-G07
	8	286	3-H01
697765-6	8	206	3-D17
	8	256	3-F19
697766-4	8	212	3-D23
	8	268	3-G07
697767-2	8	280	3-G19
697768-0	8	286	3-H01
697769-8	8	206	3-D17
	8	256	3-F19
697770-6	8	212	3-D23
	8	268	3-G07
697771-4	8	280	3-G19
697772-2	8	286	3-H01
697774-8	8	180	3-C15
	8	192	3-D03
	8	206	3-D17
	8	212	3-D23
	8	226	3-E13
	8	242	3-F05
	8	256	3-F19
	8	268	3-G07
	8	278	3-G17
	8	286	3-H01
	8	304	3-H19
697775-5	8	206	3-D17
	8	256	3-F19
697776-3	8	214	3-E01
	8	268	3-G07
697777-1	8	206	3-D17
	8	256	3-F19
697778-9	8	212	3-D23
	8	268	3-G07
697780-5	8	206	3-D17
	8	214	3-E01
697781-3	8	206	3-D17
	8	214	3-E01
697782-1	8	208	3-D19
	8	214	3-E01
697783-9	8	208	3-D19
	8	214	3-E01
697784-7	8	256	3-F19
	8	268	3-G07

Artikel nr Part No	Gr Gr	Sida Page	Koord. Grid
697784-7	8	280	3-G19
	8	286	3-H01
697785-4	8	258	3-F21
	8	268	3-G07
	8	280	3-G19
	8	286	3-H01
697786-2	8	258	3-F21
	8	270	3-G09
	8	280	3-G19
	8	288	3-H03
697787-0	8	258	3-F21
	8	270	3-G09
	8	280	3-G19
	8	288	3-H03
697788-8	8	258	3-F21
	8	270	3-G09
697789-6	8	258	3-F21
	8	270	3-G09
697790-4	8	282	3-G21
	8	288	3-H03
697791-2	8	282	3-G21
	8	288	3-H03
697792-0	8	282	3-G21
	8	288	3-H03
697793-8	8	282	3-G21
	8	288	3-H03
697808-4	8	174	3-C09
	8	180	3-C15
	8	186	3-C21
	8	192	3-D03
	8	198	3-D09
	8	222	3-E09
	8	226	3-E13
	8	234	3-E21
	8	248	3-F11
	8	268	3-G07
	8	286	3-H01
	8	292	3-H07
	8	298	3-H13
	8	304	3-H19
	8	308	3-H23
	8	312	3-I03
	8	316	3-I07
	8	320	3-I11
	8	324	3-I15
	8	332	3-I23
697810-0	8	176	3-C11
	8	222	3-E09
	8	268	3-G07
697812-6	8	176	3-C11
697813-4	8	176	3-C11
697818-3	8	222	3-E09
697819-1	8	222	3-E09
697820-9	8	224	3-E11
	8	230	3-E17
	8	236	3-E23
	8	244	3-F07
	8	250	3-F13
	8	270	3-G09
697821-7	8	224	3-E11
	8	230	3-E17
	8	238	3-F01
	8	244	3-F07
	8	250	3-F13
	8	270	3-G09
697822-5	8	288	3-H03
	8	294	3-H09
	8	300	3-H15

Artikel nr Part No	Gr Gr	Sida Page	Koord. Grid
697822-5	8	306	3-H21
	8	308	3-H23
	8	312	3-I03
	8	324	3-I15
697823-3	8	288	3-H03
	8	294	3-H09
	8	300	3-H15
	8	306	3-H21
	8	308	3-H23
	8	312	3-I03
	8	324	3-I15
697829-0	8	174	3-C09
	8	268	3-G07
	8	286	3-H01
	8	308	3-H23
	8	316	3-I07
697831-6	8	174	3-C09
	8	268	3-G07
	8	286	3-H01
	8	308	3-H23
	8	316	3-I07
697833-2	8	174	3-C09
	8	198	3-D09
	8	268	3-G07
697835-7	8	286	3-H01
	8	308	3-H23
697837-3	8	174	3-C09
	8	198	3-D09
	8	268	3-G07
697839-9	8	286	3-H01
697841-5	8	308	3-H23
697843-1	8	176	3-C11
697845-6	8	176	3-C11
697849-8	8	268	3-G07
	8	286	3-H01
	8	308	3-H23
	8	316	3-I07
697868-8	8	218	3-E05
	8	274	3-G13
697869-6	8	218	3-E05
	8	274	3-G13
697870-4	8	218	3-E05
	8	274	3-G13
697871-2	8	218	3-E05
	8	274	3-G13
697872-0	8	218	3-E05
	8	274	3-G13
697880-3	8	174	3-C09
	8	192	3-D03
	8	198	3-D09
	8	222	3-E09
	8	242	3-F05
	8	248	3-F11
697881-1	8	174	3-C09
	8	192	3-D03
	8	198	3-D09
	8	222	3-E09
	8	242	3-F05
	8	248	3-F11
697882-9	8	174	3-C09
	8	192	3-D03
	8	198	3-D09
	8	222	3-E09
	8	242	3-F05
	8	248	3-F11
697883-7	8	174	3-C09
	8	192	3-D03
	8	222	3-E09
	8	242	3-F05

Sida / Page: 24 — Grupp / Group: 10b — Nummerregister / Numerical register — 1980-04

Artikel nr Part No	Gr Gr	Sida Page	Koord. Grid
697883-7	8	248	3-F11
697884-5	8	174	3-C09
	8	192	3-D03
	8	222	3-E09
	8	242	3-F05
	8	248	3-F11
697885-2	8	174	3-C09
	8	192	3-D03
	8	198	3-D09
	8	222	3-E09
	8	242	3-F05
	8	248	3-F11
697894-4	8	218	3-E05
	8	274	3-G13
697975-1	8	162	3-B21
697983-5	8	162	3-B21
697991-8	8	162	3-B21
697998-3	8	282	3-G21
697999-1	8	282	3-G21
698008-0	8	206	3-D17
	8	214	3-E01
698009-8	8	206	3-D17
	8	214	3-E01
698010-6	8	208	3-D19
	8	214	3-E01
698011-4	8	208	3-D19
	8	214	3-E01
698012-2	8	256	3-F19
	8	262	3-G01
	8	280	3-G19
698013-0	8	256	3-F19
	8	262	3-G01
	8	280	3-G19
698014-8	8	258	3-F21
	8	264	3-G03
	8	280	3-G19
698058-5	8	282	3-G21
	8	290	3-H05
698059-3	8	282	3-G21
	8	290	3-H05
	8	310	3-I01
698060-1	8	282	3-G21
	8	288	3-H03
698061-9	8	282	3-G21
	8	288	3-H03
698062-7	8	282	3-G21
	8	288	3-H03
	8	308	3-H23
698063-5	8	282	3-G21
	8	288	3-H03
	8	308	3-H23
698087-4	8	150	3-B09
698089-0	8	150	3-B09
698090-8	8	150	3-B09
698091-6	8	150	3-B09
698092-4	8	150	3-B09
698094-0	8	150	3-B09
698095-7	8	150	3-B09
698116-1	8	282	3-G21
	8	288	3-H03
698117-9	8	282	3-G21
	8	288	3-H03
698118-7	8	282	3-G21
	8	288	3-H03
	8	308	3-H23
698119-5	8	282	3-G21
	8	288	3-H03
	8	310	3-I01
698131-0	8	198	3-D09
	8	248	3-F11
	8	298	3-H13
698132-8	8	198	3-D09
	8	248	3-F11
	8	298	3-H13
698133-6	8	198	3-D09
	8	248	3-F11
698134-4	8	298	3-H13
698135-1	8	198	3-D09
	8	248	3-F11
698136-9	8	298	3-H13
698137-7	8	198	3-D09
	8	248	3-F11
698138-5	8	198	3-D09
	8	248	3-F11
698145-0	8	150	3-B09
698150-0	8	150	3-B09
698248-2	8	288	3-H03
	8	310	3-I01
698249-0	8	288	3-H03
	8	310	3-I01
698265-6	8	150	3-B09
698267-2	8	150	3-B09
698269-8	8	150	3-B09
698271-4	8	150	3-B09
698279-7	8	150	3-B09
698307-6	8	206	3-D17
	8	256	3-F19
698319-1	8	256	3-F19
698325-8	8	258	3-F21
698326-6	8	258	3-F21
698359-7	8	150	3-B09
698363-9	8	218	3-E05
	8	274	3-G13
698364-7	8	218	3-E05
	8	274	3-G13
698365-4	8	218	3-E05
	8	274	3-G13
698366-2	8	218	3-E05
	8	274	3-G13
698367-0	8	218	3-E05
	8	274	3-G13
698369-6	8	218	3-E05
	8	274	3-G13
698370-4	8	218	3-E05
	8	274	3-G13
698371-2	8	218	3-E05
698372-0	8	218	3-E05
698374-6	8	220	3-E07
698375-3	8	220	3-E07
698376-1	8	274	3-G13
698377-9	8	274	3-G13
698378-7	8	276	3-G15
698379-5	8	276	3-G15
698380-3	8	276	3-G15
698381-1	8	276	3-G15
698421-5	8	212	3-D23
	8	262	3-G01
698428-0	8	280	3-G19
698435-5	8	262	3-G01
698442-1	8	280	3-G19
698449-6	8	212	3-D23
698498-3	8	206	3-D17
698500-6	8	206	3-D17
	8	214	3-E01
	8	218	3-E05
698503-0	8	206	3-D17
698505-5	8	206	3-D17
	8	214	3-E01
	8	218	3-E05
698508-9	8	208	3-D19
698510-5	8	208	3-D19
	8	214	3-E01
	8	220	3-E07
698513-9	8	208	3-D19
698515-4	8	208	3-D19
	8	214	3-E01
	8	220	3-E07
698523-8	8	256	3-F19
698525-3	8	256	3-F19
	8	262	3-G01
	8	274	3-G13
	8	280	3-G19
	8	286	3-H01
698528-7	8	258	3-F21
698530-3	8	258	3-F21
	8	264	3-G03
	8	276	3-G15
	8	280	3-G19
	8	288	3-H03
698533-7	8	258	3-F21
698535-2	8	258	3-F21
	8	264	3-G03
	8	276	3-G15
	8	280	3-G19
	8	288	3-H03
698540-2	8	258	3-F21
	8	276	3-G15
698545-1	8	258	3-F21
	8	276	3-G15
698550-1	8	280	3-G19
	8	288	3-H03
	8	302	3-H17
698555-0	8	282	3-G21
	8	288	3-H03
698733-3	8	206	3-D17
	8	256	3-F19
698734-1	8	206	3-D17
	8	256	3-F19
698753-1	8	206	3-D17
	8	256	3-F19
698754-9	8	206	3-D17
	8	256	3-F19
698831-5	8	176	3-C11
	8	200	3-D11
698832-3	8	176	3-C11
	8	182	3-C17
	8	188	3-C23
	8	194	3-D05
	8	200	3-D11
698932-1	8	222	3-E09
	8	268	3-G07
	8	286	3-H01
	8	308	3-H23
	8	316	3-I07
698933-9	8	222	3-E09
698936-2	8	288	3-H03
698982-6	8	150	3-B09
698984-2	8	150	3-B09
698986-7	8	150	3-B09
698988-3	8	150	3-B09
698990-9	8	150	3-B09
699065-9	8	180	3-C15
	8	186	3-C21
	8	226	3-E13
699065-9	8	234	3-E21
	8	292	3-H07
	8	298	3-H13
699192-1	8	158	3-B17
	8	160	3-B19
699193-9	8	158	3-B17
	8	160	3-B19
699194-7	8	158	3-B17
	8	160	3-B19
699206-9	8	180	3-C15
	8	226	3-E13
	8	292	3-H07
	8	328	3-I19
699207-7	8	180	3-C15
	8	226	3-E13
	8	292	3-H07
699208-5	8	180	3-C15
	8	226	3-E13
	8	292	3-H07
699209-3	8	180	3-C15
	8	204	3-D15
	8	226	3-E13
	8	254	3-F17
	8	278	3-G17
699215-0	8	180	3-C15
699224-2	8	186	3-C21
	8	234	3-E21
	8	292	3-H07
699225-9	8	180	3-C15
	8	186	3-C21
	8	226	3-E13
	8	234	3-E21
	8	292	3-H07
	8	328	3-I19
699253-1	8	186	3-C21
	8	234	3-E21
699255-6	8	186	3-C21
	8	234	3-E21
699279-6	8	204	3-D15
	8	254	3-F17
699280-4	8	204	3-D15
	8	254	3-F17
	8	278	3-G17
699284-6	8	204	3-D15
	8	212	3-D23
	8	254	3-F17
	8	262	3-G01
	8	278	3-G17
699286-1	8	212	3-D23
699287-9	8	192	3-D03
	8	204	3-D15
	8	212	3-D23
	8	226	3-E13
	8	242	3-F05
	8	254	3-F17
	8	268	3-G07
	8	278	3-G17
	8	286	3-H01
	8	304	3-H19
699288-7	8	174	3-C09
	8	268	3-G07
	8	286	3-H01
	8	308	3-H23
	8	316	3-I07
699289-5	8	212	3-D23
	8	262	3-G01
699290-3	8	174	3-C09
	8	222	3-E09

Nummerregister — Numerical register

Grupp / Group: 10b — Sida / Page: 25

1980-04

Artikel nr Part No	Gr Gr	Sida Page	Koord. Grid
699291-1	8	212	3-D23
	8	262	3-G01
699292-9	8	212	3-D23
699293-7	8	174	3-C09
	8	268	3-G07
699309-1	8	204	3-D15
	8	254	3-F17
	8	278	3-G17
699310-9	8	162	3-B21
	8	360	3-K03
699311-7	8	162	3-B21
	8	360	3-K03
699312-5	8	162	3-B21
	8	360	3-K03
699313-3	8	198	3-D09
	8	248	3-F11
	8	298	3-H13
699329-9	8	204	3-D15
	8	254	3-F17
699373-7	8	218	3-E05
	8	274	3-G13
699374-5	8	218	3-E05
	8	274	3-G13
699379-4	8	204	3-D15
	8	218	3-E05
	8	254	3-F17
	8	262	3-G01
	8	274	3-G13
	8	278	3-G17
	8	286	3-H01
699383-6	8	174	3-C09
	8	198	3-D09
	8	248	3-F11
	8	268	3-G07
	8	286	3-H01
	8	304	3-H19
	8	308	3-H23
	8	312	3-I03
	8	316	3-I07
	8	320	3-I11
	8	324	3-I15
	8	332	3-I23
699419-8	8	180	3-C15
	8	186	3-C21
	8	192	3-D03
	8	198	3-D09
	8	222	3-E09
	8	226	3-E13
	8	234	3-E21
	8	242	3-F05
	8	248	3-F11
	8	286	3-H01
	8	292	3-H07
	8	298	3-H13
	8	304	3-H19
	8	308	3-H23
	8	312	3-I03
	8	316	3-I07
	8	320	3-I11
	8	324	3-I15
	8	332	3-I23
714529-5	2c	8	1-C17
	9	28	4-B05
814454-5	9	16	4-A17
	9	20	4-A21
820352-3	2c	58	1-E19
	2c	62	1-E23
820356-4	2c	56	1-E17

Artikel nr Part No	Gr Gr	Sida Page	Koord. Grid
820356-4	2c	62	1-E23
820361-4	2c	58	1-E19
	2c	62	1-E23
824589-6	2a	22	1-B15
827562-0	3	20	1-I11
	10a	18	4-D19
833727-1	3	30	1-I21
834518-3	3	30	1-I21
	10a	18	4-D19
906826-3	8	100	2-K21
907132-5	4	28	2-B05
	9	52	4-C05
907133-3	9	50	4-C03
	9	52	4-C05
907174-7	8	346	3-J13
907819-7	2d	6	1-H07
	2d	10	1-H11
907821-3	8	346	3-J13
907822-1	5	20	2-E15
907824-7	2d	2	1-H03
	2d	10	1-H11
	5	24	2-E19
	5	32	2-F03
	6	4	2-F11
	9	50	4-C03
	9	54	4-C07
907849-4	2c	4	1-C13
	2c	16	1-D01
	5	24	2-E19
	6	4	2-F11
	9	50	4-C03
	9	52	4-C05
907886-6	2d	2	1-H03
910118-9	2a	16	1-B09
910121-3	2a	12	1-B05
910123-9	2a	12	1-B05
913094-9	2d	6	1-H07
	2d	10	1-H11
913124-4	5	20	2-E15
913128-5	5	32	2-F03
913130-1	9	50	4-C03
913138-4	9	52	4-C05
913140-0	9	50	4-C03
914446-0	5	32	2-F03
	9	30	4-B07
914454-4	9	32	4-B09
	9	54	4-C07
914456-9	2a	18	1-B11
	6	6	2-F13
	6	20	2-G03
914461-9	6	24	2-G07
914510-3	2a	12	1-B05
914516-0	6	26	2-G09
914523-6	6	24	2-G07
914526-9	6	22	2-G05
	9	32	4-B09
	9	54	4-C07
914537-6	4	16	2-A17
	4	20	2-A21
921692-0	2a	14	1-B07
921781-1	2a	18	1-B11
925053-1	8	158	3-B17
	8	162	3-B21
	8	164	3-B23
	8	166	3-C01
925054-9	4	32	2-B09
925055-6	8	338	3-J05
925060-6	3	4	1-H19

Artikel nr Part No	Gr Gr	Sida Page	Koord. Grid
925068-9	2c	4	1-C13
	2c	16	1-D01
	2c	38	1-D23
	2c	42	1-E03
925255-2	2a	20	1-B13
925262-8	2c	34	1-D19
940019-3	3	42	1-J09
940045-8	5	6	2-E01
	5	10	2-E05
940090-4	2c	4	1-C13
	2c	16	1-D01
	2c	30	1-D15
	2c	46	1-E07
	2d	2	1-H03
	3	74	1-K17
	3	76	1-K19
	8	14	2-H07
	8	18	2-H11
	8	58	2-J03
940092-0	2a	4	1-A21
	2a	6	1-A23
	2c	18	1-D03
	2c	42	1-E03
	8	12	2-H05
	9	54	4-C07
940094-6	3	48	1-J15
	3	50	1-J17
940096-1	2a	4	1-A21
940097-9	3	84	1-L03
	4	14	2-A15
	4	34	2-B11
	6	4	2-F11
	6	20	2-G03
	8	100	2-K21
	8	102	2-K23
	8	338	3-J05
	8	340	3-J07
	8	344	3-J11
	8	346	3-J13
	8	350	3-J17
	9	30	4-B07
	9	52	4-C05
940098-7	3	46	1-J13
940100-1	2a	14	1-B07
	3	48	1-J15
	3	50	1-J17
	3	52	1-J19
	3	58	1-K01
	4	4	2-A05
	8	94	2-K15
940108-4	4	14	2-A15
	4	34	2-B11
	8	10	2-H03
940109-2	3	46	1-J13
	4	52	2-C05
	9	24	4-B01
	9	26	4-B03
940110-0	4	38	2-B15
	4	42	2-B19
	4	46	2-B23
940113-4	5	14	2-E09
	8	134	3-A17
940114-2	2a	6	1-A23
	3	16	1-I07
	6	6	2-F13
	6	20	2-G03
	8	102	2-K23
	9	30	4-B07

Artikel nr Part No	Gr Gr	Sida Page	Koord. Grid
940114-2	9	50	4-C03
940115-9	2b	4	1-C05
	8	94	2-K15
	8	100	2-K21
940117-5	2a	20	1-B13
	4	38	2-B15
	4	42	2-B19
	4	46	2-B23
940119-1	3	40	1-J07
940120-9	2c	30	1-D15
940132-4	6	20	2-G03
	8	102	2-K23
940133-2	3	16	1-I07
	8	96	2-K17
	8	102	2-K23
940134-0	2a	6	1-A23
	6	22	2-G05
940135-7	2a	20	1-B13
	2b	2	1-C03
	2c	94	1-G07
	2c	98	1-G11
	3	16	1-I07
	4	4	2-A05
	4	24	2-B01
	4	38	2-B15
	4	42	2-B19
	4	46	2-B23
	4	54	2-C07
	5	24	2-E19
940136-5	2c	94	1-G07
	2c	96	1-G09
	2c	98	1-G11
	2c	100	1-G13
	2c	102	1-G15
940140-7	3	64	1-K07
940143-1	3	68	1-K11
	5	32	2-F03
940145-6	3	62	1-K05
	8	346	3-J13
940147-2	4	14	2-A15
	9	42	4-B19
	9	44	4-B21
940152-2	4	4	2-A05
	5	20	2-E15
940153-0	9	40	4-B17
	9	42	4-B19
	9	44	4-B21
	9	48	4-C01
940154-8	5	16	2-E11
940155-5	2c	56	1-E17
	2c	60	1-E21
	3	48	1-J15
	3	50	1-J17
	3	52	1-J19
	8	12	2-H05
	8	54	2-I23
	8	62	2-J07
	8	68	2-J13
	8	74	2-J19
	8	82	2-K03
	8	352	3-J19
940156-3	4	4	2-A05
	5	32	2-F03
940157-1	3	6	1-H21
940158-9	2a	2	1-A19
940159-7	3	16	1-I07
940160-5	2a	2	1-A19
	4	34	2-B11

Sida / Page: 26 — Grupp / Group: 10b — Nummerregister / Numerical register — 1980-04

Artikel nr Part No	Gr Gr	Sida Page	Koord. Grid
940161-3	2b	2	1-C03
	2b	6	1-C07
	3	6	1-H21
	6	22	2-G05
	8	340	3-J07
	8	344	3-J11
	8	350	3-J17
940162-1	2a	2	1-A19
	4	34	2-B11
	4	52	2-C05
940180-3	8	356	3-J23
940184-5	3	6	1-H21
940217-3	2d	2	1-H03
	2d	10	1-H11
940280-1	3	16	1-I07
	4	78	2-D07
	4	80	2-D09
	5	16	2-E11
940319-7	3	6	1-H21
940320-5	3	6	1-H21
940397-3	8	158	3-B17
	8	162	3-B21
	8	164	3-B23
	8	166	3-C01
941093-7	8	8	2-H01
	8	10	2-H03
941111-7	2b	6	1-C07
941112-5	2b	6	1-C07
941265-1	2c	36	1-D21
	2c	40	1-E01
941266-9	3	84	1-L03
	8	12	2-H05
	8	92	2-K13
941267-7	3	82	1-L01
	8	364	3-K07
	9	8	4-A09
	9	52	4-C05
941268-5	2c	4	1-C13
	2c	16	1-D01
	2c	38	1-D23
	2c	42	1-E03
	3	82	1-L01
	8	364	3-K07
941269-3	3	82	1-L01
	8	364	3-K07
	9	16	4-A17
	9	20	4-A21
941279-2	9	52	4-C05
941354-3	2c	4	1-C13
	2c	6	1-C15
	2c	8	1-C17
	2c	16	1-D01
	2c	18	1-D03
	2c	24	1-D09
	2c	28	1-D13
	2c	46	1-E07
941379-0	4	52	2-C05
941380-8	4	56	2-C09
941381-6	4	52	2-C05
941387-3	3	64	1-K07
941427-7	4	60	2-C13
941442-6	4	38	2-B15
	4	42	2-B19
941458-2	4	50	2-C03
941486-3	2c	12	1-C21
	2c	22	1-D07
941524-1	6	4	2-F11
941637-1	8	108	2-L05

Artikel nr Part No	Gr Gr	Sida Page	Koord. Grid
941637-1	8	116	2-L13
	8	124	3-A07
941680-1	2c	4	1-C13
	2c	16	1-D01
	2c	38	1-D23
	2c	42	1-E03
941686-8	6	22	2-G05
941739-5	8	138	3-A21
	9	28	4-B05
941754-4	2c	50	1-E11
	2c	52	1-E13
941841-9	2c	98	1-G11
941858-3	4	76	2-D05
941904-5	3	18	1-I09
941905-2	2c	18	1-D03
	2c	42	1-E03
	3	16	1-I07
	3	58	1-K01
	3	60	1-K03
	8	80	2-K01
	8	358	3-K01
941906-0	2a	2	1-A19
	2a	14	1-B07
	2a	18	1-B11
	2a	20	1-B13
	2b	6	1-C07
	2c	12	1-C21
	2c	20	1-D05
	2c	22	1-D07
	2c	30	1-D15
	2c	34	1-D19
	2c	36	1-D21
	2c	40	1-E01
	2c	42	1-E03
	2d	8	1-H09
	3	4	1-H19
	3	16	1-I07
	3	18	1-I09
	3	52	1-J19
	3	58	1-K01
	3	60	1-K03
	3	78	1-K21
	4	36	2-B13
	5	16	2-E11
	5	18	2-E13
	8	80	2-K01
	8	82	2-K03
	8	86	2-K07
	8	158	3-B17
	8	162	3-B21
	8	164	3-B23
	8	166	3-C01
	8	168	3-C03
	8	170	3-C05
	8	352	3-J19
	8	356	3-J23
	8	360	3-K03
	9	30	4-B07
941907-8	2a	4	1-A21
	2a	6	1-A23
	2a	20	1-B13
	2b	2	1-C03
	2b	6	1-C07
	2c	8	1-C17
	2c	10	1-C19
	2c	20	1-D05
	2c	28	1-D13
	2c	34	1-D19

Artikel nr Part No	Gr Gr	Sida Page	Koord. Grid
941907-8	2c	86	1-F23
	3	4	1-H19
	3	46	1-J13
	4	4	2-A05
	4	34	2-B11
	4	36	2-B13
	5	12	2-E07
	5	14	2-E09
	5	20	2-E15
	5	32	2-F03
	6	10	2-F17
	8	52	2-I21
	8	58	2-J03
	8	70	2-J15
	8	80	2-K01
	8	134	3-A17
	8	356	3-J23
	8	358	3-K01
	8	360	3-K03
941908-6	5	12	2-E07
	9	30	4-B07
941909-4	2a	2	1-A19
	3	6	1-H21
	4	34	2-B11
	5	20	2-E15
941911-0	6	28	2-G11
	8	100	2-K21
	8	102	2-K23
941912-8	2c	32	1-D17
	2c	36	1-D21
941939-1	4	16	2-A17
941961-5	8	10	2-H03
941962-3	8	8	2-H01
	8	10	2-H03
941975-5	8	136	3-A19
942002-7	3	58	1-K01
	3	60	1-K03
942054-8	2d	12	1-H13
942188-4	8	348	3-J15
942227-0	5	22	2-E17
942267-6	4	64	2-C17
	4	70	2-C23
942270-0	6	6	2-F13
	6	20	2-G03
	9	54	4-C07
942310-4	3	40	1-J07
	3	42	1-J09
942327-8	3	66	1-K09
	3	72	1-K15
	3	74	1-K17
	3	76	1-K19
942330-2	8	356	3-J23
942336-9	2a	2	1-A19
	3	46	1-J13
	4	14	2-A15
	4	16	2-A17
	4	34	2-B11
	4	78	2-D07
	4	80	2-D09
	4	84	2-D13
	5	12	2-E07
	5	16	2-E11
	6	10	2-F17
	8	94	2-K15
	8	100	2-K21
942338-5	6	4	2-F11
	6	20	2-G03
942339-3	4	16	2-A17

Artikel nr Part No	Gr Gr	Sida Page	Koord. Grid
942339-3	4	20	2-A21
942340-1	4	16	2-A17
	4	20	2-A21
942356-7	9	44	4-B21
	9	46	4-B23
	9	48	4-C01
942357-5	9	44	4-B21
	9	46	4-B23
942383-1	4	28	2-B05
942390-6	2a	2	1-A19
	2c	30	1-D15
	2c	50	1-E11
942402-9	3	46	1-J13
	4	64	2-C17
	4	70	2-C23
	4	84	2-D13
	6	8	2-F15
	8	12	2-H05
	8	14	2-H07
	8	20	2-H13
	8	48	2-I17
	8	52	2-I21
	8	58	2-J03
	8	64	2-J09
	8	70	2-J15
	8	76	2-J21
	8	80	2-K01
	8	340	3-J07
	8	344	3-J11
	8	350	3-J17
	8	352	3-J19
	8	354	3-J21
	9	8	4-A09
942445-8	8	346	3-J13
942458-1	2c	34	1-D19
942519-0	8	338	3-J05
	8	342	3-J09
942555-4	3	78	1-K21
942571-1	3	76	1-K19
942575-2	8	80	2-K01
942593-5	2a	4	1-A21
942607-3	3	86	1-L05
942621-4	3	68	1-K11
942624-8	2a	20	1-B13
	2c	90	1-G03
	2c	94	1-G07
	2c	96	1-G09
	2c	98	1-G11
	2c	100	1-G13
	3	6	1-H21
	5	12	2-E07
	5	32	2-F03
	8	16	2-H09
	8	18	2-H11
	8	78	2-J23
	8	138	3-A21
	8	168	3-C03
	8	340	3-J07
	8	344	3-J11
	8	350	3-J17
	8	356	3-J23
942643-8	6	18	2-G01
942644-6	6	18	2-G01
942668-5	8	170	3-C05
942700-6	2b	4	1-C05
942734-5	2a	10	1-B03
942754-3	8	84	2-K05
942775-8	3	32	1-I23

Nummerregister — Numerical register

Grupp / Group: 10b

Sida / Page: 27

1980-04

Artikel nr Part No	Gr Gr	Sida Page	Koord. Grid
942785-7	2b	6	1-C07
	3	78	1-K21
942799-8	8	158	3-B17
	8	164	3-B23
942803-8	4	64	2-C17
	4	70	2-C23
942836-8	2d	4	1-H05
	2d	8	1-H09
	2d	10	1-H11
942837-6	2d	4	1-H05
	2d	8	1-H09
	2d	10	1-H11
942852-5	2a	10	1-B03
942866-5	9	4	4-A05
942888-9	9	14	4-A15
942900-2	2a	6	1-A23
942905-1	4	86	2-D15
942914-3	3	68	1-K11
	5	32	2-F03
942915-0	3	48	1-J15
	3	50	1-J17
	4	36	2-B13
	8	80	2-K01
942928-3	5	12	2-E07
942944-0	3	42	1-J09
943001-8	3	62	1-K05
943002-6	2a	4	1-A21
943052-1	8	94	2-K15
943090-1	5	4	2-D23
	5	6	2-E01
943099-2	8	356	3-J23
943123-0	8	168	3-C03
943131-3	8	176	3-C11
	8	182	3-C17
	8	188	3-C23
	8	194	3-D05
	8	200	3-D11
	8	208	3-D19
	8	214	3-E01
	8	220	3-E07
943154-5	8	336	3-J03
	8	342	3-J09
943159-4	4	36	2-B13
	8	54	2-I23
	8	56	2-J01
	8	58	2-J03
	8	64	2-J09
	8	68	2-J13
	8	70	2-J15
	8	76	2-J21
	9	28	4-B05
943163-6	4	10	2-A11
943182-6	8	86	2-K07
943199-0	2a	4	1-A21
943278-2	8	356	3-J23
943291-5	8	346	3-J13
943298-0	8	54	2-I23
	8	62	2-J07
	8	68	2-J13
	8	74	2-J19
943306-1	3	84	1-L03
943309-5	4	32	2-B09
943314-5	2d	4	1-H05
	2d	10	1-H11
943315-2	2d	4	1-H05
	2d	8	1-H09
943368-1	2a	22	1-B15
	9	20	4-A21
943387-1	3	6	1-H21
943394-7	9	40	4-B17
	9	44	4-B21
	9	46	4-B23
943395-4	9	40	4-B17
	9	44	4-B21
	9	46	4-B23
943407-7	8	282	3-G21
	8	288	3-H03
	8	296	3-H11
	8	300	3-H15
	8	306	3-H21
	8	310	3-I01
	8	314	3-I05
	8	318	3-I09
	8	322	3-I13
	8	326	3-I17
	8	330	3-I21
	8	334	3-J01
	9	10	4-A11
	9	16	4-A17
	9	20	4-A21
	9	24	4-B01
943412-7	3	6	1-H21
943423-4	5	12	2-E07
943455-6	2a	16	1-B09
943457-2	5	32	2-F03
943470-5	8	84	2-K05
943471-3	9	8	4-A09
943472-1	2c	4	1-C13
	2c	16	1-D01
	2c	28	1-D13
	2c	38	1-D23
	2c	42	1-E03
	2c	44	1-E05
	5	12	2-E07
	6	22	2-G05
	9	10	4-A11
	9	12	4-A13
	9	14	4-A15
	9	18	4-A19
	9	22	4-A23
	9	36	4-B13
943473-9	2a	22	1-B15
	9	4	4-A05
943475-4	2b	2	1-C03
943476-2	2b	2	1-C03
943479-6	2c	4	1-C13
	2c	6	1-C15
	2c	24	1-D09
	2c	38	1-D23
	2c	42	1-E03
	2c	44	1-E05
943480-4	2c	88	1-G01
	2c	90	1-G03
943481-2	2c	54	1-E15
	2c	86	1-F23
943484-6	9	50	4-C03
943501-7	9	10	4-A11
943505-8	6	8	2-F15
943506-6	5	4	2-D23
	5	6	2-E01
943507-4	5	8	2-E03
	5	10	2-E05
943508-2	2c	12	1-C21
	2c	20	1-D05
943513-2	2c	36	1-D21
	2c	54	1-E15
943513-2	2c	58	1-E19
	3	4	1-H19
943519-9	8	84	2-K05
	9	36	4-B13
943530-6	9	48	4-C01
943556-1	3	86	1-L05
943629-6	2c	54	1-E15
	5	14	2-E09
	6	22	2-G05
	9	4	4-A05
	9	8	4-A09
	9	28	4-B05
943644-5	4	24	2-B01
943648-6	8	338	3-J05
943655-1	2a	6	1-A23
	2c	30	1-D15
943659-3	6	8	2-F15
943662-7	8	58	2-J03
943666-8	6	8	2-F15
943685-8	3	82	1-L01
943687-4	3	82	1-L01
943693-2	3	86	1-L05
943695-7	3	86	1-L05
943722-9	3	58	1-K01
943727-8	3	52	1-J19
	3	54	1-J21
	3	56	1-J23
	3	58	1-K01
	3	60	1-K03
943746-8	2c	6	1-C15
	2c	24	1-D09
	2c	44	1-E05
	3	44	1-J11
	3	84	1-L03
	8	342	3-J09
	9	12	4-A13
943758-3	2c	86	1-F23
943779-9	8	46	2-I15
943781-5	2a	4	1-A21
	2a	6	1-A23
	2c	64	1-F01
	2c	68	1-F05
	2c	72	1-F09
	2c	76	1-F13
	2c	80	1-F17
943784-9	8	86	2-K07
	8	90	2-K11
943797-1	3	84	1-L03
943815-1	4	62	2-C15
943841-7	8	170	3-C05
943885-4	4	78	2-D07
943909-2	3	46	1-J13
	4	78	2-D07
	8	20	2-H13
	8	52	2-I21
943912-6	2a	4	1-A21
943926-6	8	56	2-J01
	8	70	2-J15
943999-3	9	10	4-A11
	9	12	4-A13
	9	16	4-A17
	9	20	4-A21
	9	26	4-B03
944012-4	5	22	2-E17
	8	48	2-I17
	8	144	3-B03
	8	340	3-J07
	8	344	3-J11
944012-4	8	350	3-J17
944023-1	9	28	4-B05
944075-1	2c	12	1-C21
	2c	22	1-D07
944102-3	8	58	2-J03
	8	70	2-J15
944148-6	8	60	2-J05
	8	66	2-J11
	8	72	2-J17
	8	76	2-J21
944158-5	3	6	1-H21
944161-9	9	42	4-B19
	9	44	4-B21
944185-8	6	4	2-F11
944188-2	8	84	2-K05
944207-0	2a	4	1-A21
944208-8	2a	4	1-A21
944209-6	4	14	2-A15
	4	76	2-D05
	8	94	2-K15
	9	28	4-B05
944219-5	2c	4	1-C13
	2c	6	1-C15
	2c	16	1-D01
	2c	24	1-D09
	2c	38	1-D23
	2c	42	1-E03
	2c	44	1-E05
944272-4	9	8	4-A09
944296-3	8	58	2-J03
944301-1	8	338	3-J05
944302-9	8	316	3-I07
	8	318	3-I09
	8	320	3-I11
	8	322	3-I13
	8	332	3-I23
	8	334	3-J01
944385-4	8	182	3-C17
	8	188	3-C23
	8	194	3-D05
	8	200	3-D11
	8	230	3-E17
	8	236	3-E23
	8	244	3-F07
	8	250	3-F13
	8	294	3-H09
	8	300	3-H15
	8	306	3-H21
	8	312	3-I03
	8	320	3-I11
	8	324	3-I15
	8	328	3-I19
	8	332	3-I23
944407-6	2c	86	1-F23
944409-2	2c	88	1-G01
944429-0	4	80	2-D09
	6	10	2-F17
	8	100	2-K21
944478-7	2c	14	1-C23
	2c	22	1-D07
944519-8	8	310	3-I01
	8	314	3-I05
	8	326	3-I17
	8	330	3-I21
	8	334	3-J01
944534-7	9	36	4-B13
944560-2	2c	30	1-D15
944574-3	4	4	2-A05

Artikel nr Part No	Gr Gr	Sida Page	Koord. Grid
944602-2	9	24	4-B01
944633-7	9	40	4-B17
	9	44	4-B21
	9	46	4-B23
	9	48	4-C01
944729-3	2d	2	1-H03
944741-8	2a	14	1-B07
944743-4	2d	8	1-H09
944963-8	9	52	4-C05
945323-4	9	28	4-B05
945348-1	2c	28	1-D13
945349-9	2c	4	1-C13
	2c	16	1-D01
945358-0	8	64	2-J09
	8	76	2-J21
945363-0	6	30	2-G13
945407-5	8	98	2-K19
	8	102	2-K23
945408-3	8	76	2-J21
945409-1	2c	96	1-G09
	2c	102	1-G15
	8	96	2-K17
945414-1	3	56	1-J23
945438-0	2c	28	1-D13
945457-0	2d	4	1-H05
	2d	8	1-H09
	5	32	2-F03
	8	144	3-B03
	8	340	3-J07
	8	344	3-J11
	8	350	3-J17
945525-4	8	136	3-A19
945543-7	2c	28	1-D13
945544-5	6	20	2-G03
945547-8	3	66	1-K09
945626-0	3	64	1-K07
945629-4	2c	54	1-E15
945650-0	2c	8	1-C17
	2c	10	1-C19
	2c	12	1-C21
	2c	20	1-D05
	2c	30	1-D15
945651-8	2c	30	1-D15
945652-6	2c	6	1-C15
	2c	8	1-C17
	2c	10	1-C19
	2c	16	1-D01
	2c	20	1-D05
	2c	24	1-D09
	2c	28	1-D13
	2c	30	1-D15
	2c	34	1-D19
	2c	46	1-E07
	8	84	2-K05
945683-1	3	74	1-K17
	3	76	1-K19
945694-8	8	58	2-J03
	8	70	2-J15
945698-9	2b	6	1-C07
945702-9	8	92	2-K13
945718-5	8	360	3-K03
945731-8	3	32	1-I23
945732-6	8	22	2-H15
	8	26	2-H19
945767-2	4	34	2-B11
945768-0	4	80	2-D09
945773-0	8	54	2-I23
	8	62	2-J07

Artikel nr Part No	Gr Gr	Sida Page	Koord. Grid
945773-0	8	68	2-J13
	8	74	2-J19
945782-1	3	82	1-L01
945783-9	3	86	1-L05
945790-4	8	188	3-C23
	8	328	3-I19
945799-5	2a	10	1-B03
945805-0	8	134	3-A17
945848-0	2a	12	1-B05
945870-4	2c	90	1-G03
	3	4	1-H19
	3	46	1-J13
945879-5	8	100	2-K21
	8	102	2-K23
945913-2	8	92	2-K13
945967-8	9	50	4-C03
945969-4	8	8	2-H01
946010-6	8	78	2-J23
946034-6	4	78	2-D07
	4	80	2-D09
946036-1	6	20	2-G03
946088-2	3	66	1-K09
946147-6	3	64	1-K07
946163-3	8	100	2-K21
	8	102	2-K23
946174-0	6	6	2-F13
946229-2	6	28	2-G11
946234-2	2c	44	1-E05
	2c	46	1-E07
	9	52	4-C05
946235-9	2c	34	1-D19
946236-7	2c	34	1-D19
	2c	44	1-E05
	2c	46	1-E07
946239-1	2c	46	1-E07
946305-0	8	106	2-L03
	8	110	2-L07
	8	114	2-L11
	8	120	3-A03
946341-5	4	16	2-A17
946379-5	2a	14	1-B07
946440-5	8	50	2-I19
946471-0	4	78	2-D07
	4	82	2-D11
	8	20	2-H13
946479-3	8	134	3-A17
946482-7	8	342	3-J09
946496-7	8	136	3-A19
946501-4	8	100	2-K21
	8	102	2-K23
	8	354	3-J21
946511-3	6	24	2-G07
946519-6	6	24	2-G07
946520-4	6	24	2-G07
946539-4	8	342	3-J09
946550-1	8	342	3-J09
946559-2	2c	6	1-C15
	2c	24	1-D09
946573-3	2c	52	1-E13
946589-9	2c	50	1-E11
946594-9	8	64	2-J09
	8	76	2-J21
946600-4	2c	10	1-C19
	2c	36	1-D21
	2c	40	1-E01
	2c	42	1-E03
946608-7	2c	36	1-D21
946629-3	6	6	2-F13

Artikel nr Part No	Gr Gr	Sida Page	Koord. Grid
946629-3	6	20	2-G03
946640-0	3	86	1-L05
946641-8	3	82	1-L01
946642-6	3	84	1-L03
946643-4	3	84	1-L03
946645-9	2c	44	1-E05
946658-2	2d	6	1-H07
	2d	10	1-H11
946681-4	2a	20	1-B13
946703-6	2d	4	1-H05
	2d	8	1-H09
	2d	10	1-H11
946704-4	2d	4	1-H05
	2d	8	1-H09
	2d	10	1-H11
946707-7	2c	26	1-D11
946709-3	2c	4	1-C13
	2c	6	1-C15
	2c	16	1-D01
	2c	18	1-D03
	2c	24	1-D09
	2c	34	1-D19
	2c	38	1-D23
	2c	42	1-E03
	2c	46	1-E07
946710-1	8	112	2-L09
	8	120	3-A03
	8	128	3-A11
	8	130	3-A13
946763-0	4	76	2-D05
946788-7	3	84	1-L03
946790-3	2c	6	1-C15
	2c	24	1-D09
	2c	44	1-E05
946794-5	2c	46	1-E07
946813-3	3	40	1-J07
946823-2	2c	44	1-E05
946824-0	3	66	1-K09
946828-1	8	130	3-A13
946831-5	4	84	2-D13
946832-3	8	24	2-H17
	8	28	2-H21
	8	32	2-I01
946842-2	2c	88	1-G01
946866-1	2c	44	1-E05
946867-9	2c	44	1-E05
946868-7	2c	90	1-G03
946923-0	8	162	3-B21
	8	166	3-C01
947043-6	2a	4	1-A21
	5	12	2-E07
947062-6	4	10	2-A11
947066-7	2c	34	1-D19
	2c	90	1-G03
947073-3	3	64	1-K07
947074-1	3	64	1-K07
947113-7	2c	34	1-D19
947138-4	2a	4	1-A21
	5	12	2-E07
947190-5	8	360	3-K03
947215-0	2c	34	1-D19
947218-4	4	80	2-D09
947221-8	8	92	2-K13
947222-6	8	92	2-K13
947283-8	2c	88	1-G01
947362-0	4	4	2-A05
947543-5	4	36	2-B13
947588-0	3	86	1-L05

Artikel nr Part No	Gr Gr	Sida Page	Koord. Grid
947589-8	3	82	1-L01
947590-6	3	84	1-L03
947591-4	3	84	1-L03
947592-2	3	84	1-L03
947593-0	3	82	1-L01
947594-8	3	84	1-L03
947595-5	3	84	1-L03
947596-3	3	84	1-L03
947618-5	6	10	2-F17
947620-1	2c	34	1-D19
947685-4	5	18	2-E13
947739-9	8	96	2-K17
947780-3	3	58	1-K01
	3	82	1-L01
947781-1	3	82	1-L01
947830-6	8	92	2-K13
947900-7	2c	44	1-E05
947908-0	9	12	4-A13
947987-4	3	84	1-L03
	5	12	2-E07
	9	12	4-A13
948210-0	2a	2	1-A19
	2c	10	1-C19
	2c	20	1-D05
	2c	28	1-D13
	3	6	1-H21
	3	84	1-L03
948211-8	2c	34	1-D19
	3	84	1-L03
	6	22	2-G05
	9	4	4-A05
	9	54	4-C07
948218-3	9	14	4-A15
	9	16	4-A17
	9	20	4-A21
	9	26	4-B03
948602-8	4	30	2-B07
948690-3	8	86	2-K07
	8	90	2-K11
	8	140	3-A23
	8	176	3-C11
	8	182	3-C17
	8	194	3-D05
	8	200	3-D11
	8	208	3-D19
	8	214	3-E01
	8	220	3-E07
	8	224	3-E11
	8	230	3-E17
	8	236	3-E23
	8	244	3-F07
	8	250	3-F13
	8	258	3-F21
	8	264	3-G03
	8	270	3-G09
	8	276	3-G15
	8	280	3-G19
	8	288	3-H03
	8	294	3-H09
	8	300	3-H15
	8	306	3-H21
	8	308	3-H23
	8	312	3-I03
	8	316	3-I07
	8	320	3-I11
	8	324	3-I15
949201-8	3	86	1-L05
949210-9	3	6	1-H21

Nummerregister — Numerical register

Grupp / Group: 10b — Sida / Page: 29

1980-04

Artikel nr Part No	Gr Gr	Sida Page	Koord. Grid
949210-9	3	40	1-J07
	3	52	1-J19
	3	86	1-L05
949211-7	3	52	1-J19
	3	86	1-L05
949212-5	3	52	1-J19
	3	86	1-L05
949228-1	2c	94	1-G07
	2c	96	1-G09
	2c	102	1-G15
949229-9	2c	98	1-G11
	2c	100	1-G13
	2c	102	1-G15
949230-7	2c	98	1-G11
	2c	100	1-G13
949241-4	2c	94	1-G07
	2c	96	1-G09
	2c	98	1-G11
949489-9	3	86	1-L05
949490-7	3	86	1-L05
949598-7	3	86	1-L05
949604-3	3	86	1-L05
949606-8	3	40	1-J07
	3	52	1-J19
	3	86	1-L05
950003-4	2c	30	1-D15
	2d	12	1-H13
950004-2	3	40	1-J07
	3	42	1-J09
950007-5	3	72	1-K15
950008-3	3	62	1-K05
950009-1	2c	4	1-C13
	2c	16	1-D01
	2c	38	1-D23
	2c	42	1-E03
950010-9	9	14	4-A15
950018-2	8	52	2-I21
	8	56	2-J01
	8	80	2-K01
	8	134	3-A17
950019-0	3	64	1-K07
950020-8	3	64	1-K07
	3	66	1-K09
	4	6	2-A07
	4	60	2-C13
	8	12	2-H05
	8	144	3-B03
	8	358	3-K01
	9	54	4-C07
950021-6	2c	18	1-D03
	2c	30	1-D15
	2c	34	1-D19
	2d	12	1-H13
	8	78	2-J23
	8	80	2-K01
	8	82	2-K03
	8	134	3-A17
950022-4	2c	18	1-D03
	2c	42	1-E03
	4	60	2-C13
950023-2	2a	4	1-A21
	2a	6	1-A23
	3	32	1-I23
950024-0	4	60	2-C13
950026-5	4	60	2-C13
950029-9	4	60	2-C13
950032-3	3	62	1-K05
	8	8	2-H01
950034-9	8	346	3-J13
950044-8	2c	28	1-D13
	5	18	2-E13
	8	54	2-I23
	8	62	2-J07
	8	68	2-J13
	8	74	2-J19
	8	80	2-K01
	8	136	3-A19
950045-5	2a	4	1-A21
	2c	12	1-C21
	2c	20	1-D05
	2c	52	1-E13
	2d	8	1-H09
	5	4	2-D23
	5	8	2-E03
	8	54	2-I23
	8	60	2-J05
	8	62	2-J07
	8	134	3-A17
	8	136	3-A19
	8	138	3-A21
	8	158	3-B17
	8	162	3-B21
	8	164	3-B23
	8	166	3-C01
	8	352	3-J19
950046-3	6	6	2-F13
	8	82	2-K03
	8	136	3-A19
950047-1	2c	34	1-D19
	8	168	3-C03
	8	356	3-J23
	9	54	4-C07
950048-9	8	82	2-K03
950049-7	8	164	3-B23
	8	168	3-C03
	8	356	3-J23
950050-5	8	58	2-J03
	8	158	3-B17
950058-8	4	78	2-D07
	8	14	2-H07
	8	18	2-H11
	8	358	3-K01
950113-1	8	58	2-J03
950144-6	4	36	2-B13
950207-1	4	54	2-C07
950217-0	8	142	3-B01
950254-3	8	346	3-J13
950256-8	4	18	2-A19
	4	22	2-A23
950342-6	8	52	2-I21
	8	80	2-K01
950352-5	2c	28	1-D13
	2c	44	1-E05
	4	4	2-A05
950353-3	2d	2	1-H03
	4	34	2-B11
	5	14	2-E09
	5	20	2-E15
	5	22	2-E17
	5	24	2-E19
	6	6	2-F13
	6	20	2-G03
	9	50	4-C03
950354-1	4	82	2-D11
	6	4	2-F11
	6	20	2-G03
950354-1	8	100	2-K21
	9	30	4-B07
950356-6	4	78	2-D07
	6	4	2-F11
950357-4	8	100	2-K21
950362-4	4	4	2-A05
950363-2	2a	4	1-A21
	2a	6	1-A23
	5	34	2-F05
950364-0	4	4	2-A05
	4	82	2-D11
	5	32	2-F03
	6	6	2-F13
950365-7	2a	6	1-A23
	4	14	2-A15
	4	34	2-B11
950366-5	6	14	2-F21
950373-1	4	66	2-C19
	4	70	2-C23
950375-6	6	4	2-F11
950376-4	4	80	2-D09
	6	8	2-F15
950377-2	4	76	2-D05
	6	8	2-F15
950378-0	4	78	2-D07
950384-8	4	64	2-C17
	4	70	2-C23
950385-5	9	40	4-B17
	9	44	4-B21
	9	48	4-C01
950390-5	6	4	2-F11
950500-9	8	358	3-K01
950586-8	2a	18	1-B11
951087-6	9	30	4-B07
951187-4	9	52	4-C05
951188-2	2c	18	1-D03
	2c	26	1-D11
	2c	30	1-D15
	2c	42	1-E03
	2c	46	1-E07
	3	58	1-K01
	3	72	1-K15
	8	12	2-H05
951189-0	2c	6	1-C15
	2c	16	1-D01
	2c	24	1-D09
	2c	46	1-E07
	3	84	1-L03
951190-8	2c	18	1-D03
	2c	22	1-D07
	3	84	1-L03
951191-6	2c	12	1-C21
	2c	20	1-D05
	3	72	1-K15
951192-4	3	84	1-L03
951666-7	9	16	4-A17
951669-1	2a	4	1-A21
	4	24	2-B01
	4	34	2-B11
	9	52	4-C05
951670-9	8	338	3-J05
951671-7	4	24	2-B01
	8	356	3-J23
	8	360	3-K03
951783-0	9	16	4-A17
951796-2	2c	16	1-D01
951901-8	4	16	2-A17
	4	20	2-A21
951901-8	4	84	2-D13
951925-7	4	36	2-B13
951944-8	2b	6	1-C07
951956-2	4	40	2-B17
	4	44	2-B21
	4	48	2-C01
951958-8	4	10	2-A11
951960-4	6	24	2-G07
951965-3	4	18	2-A19
	4	22	2-A23
951973-7	8	78	2-J23
951978-6	4	36	2-B13
951986-9	8	78	2-J23
952069-3	2c	4	1-C13
	2c	16	1-D01
952070-1	2a	20	1-B13
952075-0	2a	4	1-A21
	2a	10	1-B03
952358-0	4	16	2-A17
	4	20	2-A21
952359-8	4	84	2-D13
952517-1	4	24	2-B01
952623-7	2c	46	1-E07
	3	72	1-K15
	3	84	1-L03
952624-5	2c	30	1-D15
	2c	46	1-E07
952626-0	3	84	1-L03
	4	4	2-A05
	9	30	4-B07
952628-6	2c	34	1-D19
	9	50	4-C03
952630-2	9	28	4-B05
952634-4	9	28	4-B05
952635-1	9	28	4-B05
952704-5	2d	2	1-H03
	2d	10	1-H11
952715-1	8	336	3-J03
	8	342	3-J09
952717-7	8	346	3-J13
952959-5	9	28	4-B05
952960-3	2d	2	1-H03
953237-5	2c	12	1-C21
	2c	20	1-D05
953239-1	2c	8	1-C17
	2c	12	1-C21
	2c	20	1-D05
953241-7	2a	4	1-A21
	2a	6	1-A23
953243-3	2a	4	1-A21
	2a	6	1-A23
953259-9	2c	94	1-G07
	2c	96	1-G09
	2c	98	1-G11
	2c	100	1-G13
953956-0	3	86	1-L05
954314-1	2c	4	1-C13
	2c	6	1-C15
	2c	16	1-D01
	2c	18	1-D03
	2c	24	1-D09
	2c	26	1-D11
	2c	38	1-D23
	2c	40	1-E01
	2c	42	1-E03
	2c	44	1-E05
	2c	46	1-E07
954322-4	2c	4	1-C13

Sida / Page: 30 — Grupp / Group: 10b — Nummerregister / Numerical register — 1980-04

Artikel nr Part No	Gr Gr	Sida Page	Koord. Grid
954322-4	2c	16	1-D01
	2c	28	1-D13
	4	62	2-C15
954327-3	5	18	2-E13
954329-9	4	62	2-C15
954336-4	4	62	2-C15
954343-0	2c	28	1-D13
954349-7	2c	4	1-C13
954350-5	4	62	2-C15
954365-3	4	62	2-C15
954443-8	3	86	1-L05
954445-3	3	86	1-L05
954446-1	3	86	1-L05
954447-9	3	86	1-L05
954448-7	3	86	1-L05
954449-5	3	86	1-L05
954450-3	3	86	1-L05
954453-7	3	86	1-L05
954469-3	3	86	1-L05
954513-8	3	4	1-H19
	3	6	1-H21
955083-1	2a	18	1-B11
955115-1	3	74	1-K17
	3	76	1-K19
955118-5	3	38	1-J05
	3	42	1-J09
	8	162	3-B21
955119-3	3	40	1-J07
	3	42	1-J09
	8	160	3-B19
	8	162	3-B21
	8	164	3-B23
	8	166	3-C01
	8	168	3-C03
955120-1	8	56	2-J01
	8	70	2-J15
	8	158	3-B17
	8	160	3-B19
955121-9	3	40	1-J07
	3	42	1-J09
955123-5	2c	64	1-F01
	3	40	1-J07
	3	42	1-J09
955125-0	3	70	1-K13
955126-8	3	62	1-K05
	3	68	1-K11
	3	72	1-K15
	8	78	2-J23
	8	138	3-A21
	8	232	3-E19
	8	246	3-F09
	8	356	3-J23
	9	4	4-A05
	9	50	4-C03
955127-6	2b	4	1-C05
	2b	6	1-C07
	4	36	2-B13
	4	62	2-C15
	8	18	2-H11
	8	134	3-A17
	8	282	3-G21
	8	290	3-H05
	8	296	3-H11
	8	302	3-H17
	8	306	3-H21
	8	314	3-I05
	8	326	3-I17
	8	330	3-I21

Artikel nr Part No	Gr Gr	Sida Page	Koord. Grid
955127-6	8	332	3-I23
	9	20	4-A21
955128-4	8	158	3-B17
955129-2	8	100	2-K21
	8	158	3-B17
	8	162	3-B21
	8	164	3-B23
	8	166	3-C01
955131-8	3	78	1-K21
955137-5	2b	4	1-C05
	2c	4	1-C13
	2c	6	1-C15
	2c	16	1-D01
	2c	24	1-D09
	2c	42	1-E03
	2c	44	1-E05
	3	58	1-K01
	3	62	1-K05
	3	68	1-K11
	3	70	1-K13
	3	72	1-K15
	3	84	1-L03
	8	12	2-H05
	8	18	2-H11
	8	54	2-I23
	8	62	2-J07
	8	68	2-J13
	8	74	2-J19
	8	78	2-J23
	8	82	2-K03
	8	164	3-B23
	8	166	3-C01
	9	14	4-A15
	9	20	4-A21
	9	28	4-B05
	9	30	4-B07
	9	54	4-C07
955138-3	2c	4	1-C13
	2c	12	1-C21
	2c	16	1-D01
	2c	18	1-D03
	2c	20	1-D05
	2c	22	1-D07
	2c	24	1-D09
	2c	30	1-D15
	2c	38	1-D23
	2c	42	1-E03
	2c	46	1-E07
	3	42	1-J09
	3	52	1-J19
	3	66	1-K09
	3	84	1-L03
	8	14	2-H07
	8	22	2-H15
	8	24	2-H17
	8	26	2-H19
	8	28	2-H21
	8	30	2-H23
	8	32	2-I01
	8	80	2-K01
	8	142	3-B01
	8	310	3-I01
	8	352	3-J19
	8	354	3-J21
	9	4	4-A05
	9	10	4-A11
	9	12	4-A13
	9	14	4-A15

Artikel nr Part No	Gr Gr	Sida Page	Koord. Grid
955138-3	9	28	4-B05
	9	36	4-B13
955139-1	2c	18	1-D03
	2c	34	1-D19
	2c	42	1-E03
	3	78	1-K21
	3	84	1-L03
	8	96	2-K17
	8	176	3-C11
	8	182	3-C17
	8	188	3-C23
	8	194	3-D05
	8	200	3-D11
	8	208	3-D19
	8	214	3-E01
	8	220	3-E07
	9	44	4-B21
955140-9	2c	4	1-C13
	2c	16	1-D01
	2c	30	1-D15
	3	66	1-K09
	8	58	2-J03
	8	158	3-B17
	8	162	3-B21
	9	6	4-A07
	9	8	4-A09
	9	14	4-A15
955141-7	2c	18	1-D03
	2c	34	1-D19
	8	56	2-J01
	8	68	2-J13
	8	74	2-J19
	8	96	2-K17
	8	102	2-K23
	8	144	3-B03
	8	356	3-J23
	9	4	4-A05
	9	10	4-A11
	9	14	4-A15
	9	16	4-A17
	9	20	4-A21
955142-5	9	16	4-A17
	9	20	4-A21
955144-1	9	4	4-A05
	9	16	4-A17
	9	20	4-A21
955149-0	9	52	4-C05
955153-2	8	82	2-K03
	8	316	3-I07
	8	320	3-I11
	8	332	3-I23
955154-0	8	138	3-A21
	8	182	3-C17
	8	188	3-C23
	8	194	3-D05
	8	200	3-D11
	8	222	3-E09
	8	228	3-E15
	8	236	3-E23
	8	244	3-F07
	8	250	3-F13
	8	258	3-F21
	8	264	3-G03
	8	270	3-G09
	8	276	3-G15
	8	280	3-G19
	8	282	3-G21
	8	288	3-H03

Artikel nr Part No	Gr Gr	Sida Page	Koord. Grid
955154-0	8	294	3-H09
	8	300	3-H15
	8	304	3-H19
	8	306	3-H21
	8	308	3-H23
	8	312	3-I03
	8	316	3-I07
	8	320	3-I11
	8	324	3-I15
	8	328	3-I19
	8	332	3-I23
955156-5	8	82	2-K03
	8	164	3-B23
	8	166	3-C01
	8	168	3-C03
	8	176	3-C11
	8	206	3-D17
	8	214	3-E01
	8	218	3-E05
	8	222	3-E09
	8	258	3-F21
	8	262	3-G01
	8	268	3-G07
	8	274	3-G13
	8	280	3-G19
	8	286	3-H01
	8	308	3-H23
	8	316	3-I07
	8	338	3-J05
955157-3	8	164	3-B23
	8	166	3-C01
	8	168	3-C03
	8	316	3-I07
	8	320	3-I11
	8	332	3-I23
	8	358	3-K01
	8	360	3-K03
955161-5	8	356	3-J23
955162-3	8	84	2-K05
955168-0	8	86	2-K07
955172-2	8	84	2-K05
	9	46	4-B23
955174-8	8	142	3-B01
	8	144	3-B03
	8	158	3-B17
	8	160	3-B19
	8	356	3-J23
	8	358	3-K01
	8	360	3-K03
955176-3	8	356	3-J23
	8	358	3-K01
	8	360	3-K03
955224-1	8	84	2-K05
955225-8	2c	70	1-F07
	2c	74	1-F11
	2c	78	1-F15
	2c	80	1-F17
955245-6	6	26	2-G09
955246-4	3	40	1-J07
	8	84	2-K05
955263-9	9	54	4-C07
955268-8	8	64	2-J09
	8	76	2-J21
955271-2	9	50	4-C03
	9	52	4-C05
	9	54	4-C07
955274-6	3	52	1-J19
955294-4	3	4	1-H19

Nummerregister — Numerical register

Grupp / Group: 10b — Sida / Page: 31

1980-04

Artikel nr Part No	Gr Gr	Sida Page	Koord. Grid
955294-4	6	20	2-G03
955295-1	4	4	2-A05
	8	50	2-I19
	9	50	4-C03
	9	52	4-C05
955297-7	8	100	2-K21
955298-5	6	22	2-G05
955305-8	9	52	4-C05
955306-6	6	26	2-G09
955315-7	2c	96	1-G09
	2c	102	1-G15
	8	96	2-K17
955349-6	4	78	2-D07
955512-9	2a	2	1-A19
	2a	18	1-B11
	2c	36	1-D21
	2c	44	1-E05
	2d	2	1-H03
	2d	4	1-H05
	2d	6	1-H07
	2d	8	1-H09
	2d	10	1-H11
	4	36	2-B13
	5	24	2-E19
	5	32	2-F03
	8	12	2-H05
	8	82	2-K03
	9	4	4-A05
	9	8	4-A09
955513-7	2a	20	1-B13
	2c	94	1-G07
	2c	96	1-G09
	2c	98	1-G11
	2c	100	1-G13
	5	32	2-F03
	8	8	2-H01
	9	4	4-A05
	9	8	4-A09
955514-5	2a	2	1-A19
	2c	12	1-C21
	2c	22	1-D07
	2c	36	1-D21
	2c	40	1-E01
	2c	42	1-E03
	8	12	2-H05
955515-2	3	4	1-H19
955516-0	2c	64	1-F01
	4	38	2-B15
	4	42	2-B19
	4	46	2-B23
955518-6	4	4	2-A05
955522-8	3	84	1-L03
	8	58	2-J03
	8	70	2-J15
	8	358	3-K01
	8	362	3-K05
955523-6	2a	6	1-A23
	2b	6	1-C07
	2c	86	1-F23
	2c	90	1-G03
	2c	98	1-G11
	3	6	1-H21
	3	16	1-I07
	4	40	2-B17
	4	44	2-B21
	4	48	2-C01
	5	20	2-E15
	8	8	2-H01

Artikel nr Part No	Gr Gr	Sida Page	Koord. Grid
955523-6	8	10	2-H03
	8	58	2-J03
	8	350	3-J17
	9	10	4-A11
955524-4	3	4	1-H19
	3	6	1-H21
	3	16	1-I07
	4	54	2-C07
	5	22	2-E17
	5	32	2-F03
	6	20	2-G03
	8	52	2-I21
	8	80	2-K01
	8	340	3-J07
	8	344	3-J11
	8	358	3-K01
	9	40	4-B17
	9	44	4-B21
	9	48	4-C01
955525-1	2c	34	1-D19
	2c	94	1-G07
	3	16	1-I07
	4	52	2-C05
	5	20	2-E15
	5	22	2-E17
	8	100	2-K21
955526-9	2b	2	1-C03
	2b	6	1-C07
955534-3	3	16	1-I07
	3	84	1-L03
	4	14	2-A15
	4	16	2-A17
	4	34	2-B11
	8	10	2-H03
	9	30	4-B07
	9	50	4-C03
955535-0	2a	2	1-A19
	3	16	1-I07
	4	20	2-A21
	8	338	3-J05
955536-8	3	16	1-I07
955537-6	6	22	2-G05
955544-2	6	4	2-F11
	6	22	2-G05
955549-1	5	20	2-E15
955551-7	4	84	2-D13
955561-6	8	94	2-K15
	8	96	2-K17
	8	100	2-K21
	8	102	2-K23
955564-0	3	16	1-I07
955566-5	9	30	4-B07
955567-3	4	78	2-D07
955569-9	4	78	2-D07
955583-0	8	100	2-K21
955636-6	4	28	2-B05
	5	16	2-E11
955638-2	4	26	2-B03
955672-1	4	34	2-B11
955689-5	9	40	4-B17
	9	48	4-C01
955692-9	9	40	4-B17
	9	42	4-B19
	9	44	4-B21
955694-5	9	40	4-B17
	9	42	4-B19
955724-0	2a	14	1-B07
	9	54	4-C07

Artikel nr Part No	Gr Gr	Sida Page	Koord. Grid
955744-8	4	78	2-D07
955778-6	2c	84	1-F21
955779-4	3	18	1-I09
	3	62	1-K05
955780-2	2a	6	1-A23
	2d	4	1-H05
	2d	8	1-H09
	2d	10	1-H11
	3	16	1-I07
	3	40	1-J07
	3	58	1-K01
	3	60	1-K03
	9	54	4-C07
955781-0	3	16	1-I07
	3	28	1-I19
	3	30	1-I21
	3	52	1-J19
	3	58	1-K01
	3	60	1-K03
	8	108	2-L05
	8	116	2-L13
	8	124	3-A07
	9	52	4-C05
	9	54	4-C07
955782-8	2c	32	1-D17
	3	6	1-H21
	3	28	1-I19
	3	30	1-I21
	3	46	1-J13
	3	56	1-J23
	5	12	2-E07
955783-6	2c	96	1-G09
	2c	102	1-G15
	5	12	2-E07
	8	96	2-K17
955800-8	4	34	2-B11
955820-6	6	28	2-G11
955825-5	2b	6	1-C07
	2c	52	1-E13
	2c	54	1-E15
	2c	88	1-G01
	2c	94	1-G07
	2c	96	1-G09
	2c	98	1-G11
	2c	100	1-G13
	2d	8	1-H09
	3	4	1-H19
	3	48	1-J15
	3	50	1-J17
	3	52	1-J19
	3	58	1-K01
	6	6	2-F13
	8	8	2-H01
	8	12	2-H05
	8	94	2-K15
	8	164	3-B23
	8	168	3-C03
	8	356	3-J23
	9	54	4-C07
955826-3	2a	4	1-A21
	2a	6	1-A23
	2b	6	1-C07
	2c	8	1-C17
	2c	12	1-C21
	2c	20	1-D05
	2c	94	1-G07
	2c	96	1-G09
	2c	98	1-G11

Artikel nr Part No	Gr Gr	Sida Page	Koord. Grid
955826-3	2c	100	1-G13
	2c	102	1-G15
	5	20	2-E15
	6	10	2-F17
	8	14	2-H07
	8	18	2-H11
	8	340	3-J07
	8	344	3-J11
	8	350	3-J17
955827-1	3	46	1-J13
	4	34	2-B11
	6	8	2-F15
	8	94	2-K15
	8	100	2-K21
	8	340	3-J07
	8	344	3-J11
	8	350	3-J17
955833-9	2b	6	1-C07
955835-4	2a	6	1-A23
	2c	30	1-D15
	4	34	2-B11
955844-6	2c	56	1-E17
	3	74	1-K17
	3	76	1-K19
955846-1	2d	4	1-H05
	2d	10	1-H11
	4	10	2-A11
955847-9	3	56	1-J23
	4	28	2-B05
	4	34	2-B11
	5	12	2-E07
955848-7	3	56	1-J23
	5	12	2-E07
	6	8	2-F15
955849-5	9	48	4-C01
955858-6	5	16	2-E11
	5	32	2-F03
955859-4	4	4	2-A05
	6	16	2-F23
955890-9	2c	4	1-C13
	2c	16	1-D01
955891-7	2c	56	1-E17
	2c	60	1-E21
	2c	84	1-F21
	3	70	1-K13
	3	84	1-L03
955892-5	3	24	1-I15
	3	52	1-J19
	3	62	1-K05
	8	20	2-H13
	8	64	2-J09
	8	76	2-J21
	8	98	2-K19
	8	100	2-K21
	8	102	2-K23
	8	138	3-A21
	8	356	3-J23
	9	16	4-A17
	9	54	4-C07
955893-3	2b	6	1-C07
	2c	12	1-C21
	2c	22	1-D07
	2c	32	1-D17
	2c	40	1-E01
	2c	42	1-E03
	2c	64	1-F01
	2c	94	1-G07
	2c	96	1-G09

Sida / Page: 32 — Grupp / Group: 10b — Nummerregister / Numerical register — 1980-04

Artikel nr Part No	Gr Gr	Sida Page	Koord. Grid
955893-3	2c	98	1-G11
	2c	100	1-G13
	3	48	1-J15
	3	50	1-J17
	3	62	1-K05
	5	4	2-D23
	5	6	2-E01
	8	12	2-H05
	8	54	2-I23
	8	62	2-J07
	8	68	2-J13
	8	74	2-J19
	8	82	2-K03
	8	94	2-K15
	8	108	2-L05
	8	116	2-L13
	8	124	3-A07
	8	168	3-C03
	8	356	3-J23
	8	360	3-K03
	9	8	4-A09
955894-1	2b	6	1-C07
	2c	70	1-F07
	2c	74	1-F11
	2c	78	1-F15
	2c	90	1-G03
	2c	94	1-G07
	2c	98	1-G11
	3	4	1-H19
	3	6	1-H21
	3	16	1-I07
	3	48	1-J15
	3	50	1-J17
	3	72	1-K15
	4	4	2-A05
	5	22	2-E17
	5	32	2-F03
	6	24	2-G07
	6	26	2-G09
	8	50	2-I19
	8	52	2-I21
	8	76	2-J21
	8	80	2-K01
	8	340	3-J07
	8	346	3-J13
	8	356	3-J23
	9	48	4-C01
	9	52	4-C05
955896-6	2a	6	1-A23
	9	40	4-B17
	9	46	4-B23
955897-4	4	78	2-D07
	8	96	2-K17
955898-2	5	16	2-E11
	6	8	2-F15
955899-0	8	96	2-K17
	8	102	2-K23
	9	30	4-B07
955900-6	4	4	2-A05
955902-2	4	4	2-A05
955917-0	2c	56	1-E17
	2c	60	1-E21
955918-8	2c	64	1-F01
	2c	68	1-F05
	2c	70	1-F07
	2c	72	1-F09
	2c	74	1-F11
	2c	76	1-F13
955918-8	2c	78	1-F15
	2c	80	1-F17
	3	28	1-I19
	4	54	2-C07
955919-6	3	24	1-I15
	3	28	1-I19
	3	30	1-I21
955920-4	2b	6	1-C07
	2c	64	1-F01
	4	10	2-A11
	4	26	2-B03
	4	30	2-B07
	4	38	2-B15
	4	42	2-B19
	4	46	2-B23
	4	50	2-C03
	5	24	2-E19
	8	8	2-H01
	8	12	2-H05
	8	94	2-K15
955921-2	3	6	1-H21
	3	30	1-I21
	4	28	2-B05
	4	38	2-B15
	4	40	2-B17
	4	42	2-B19
	4	44	2-B21
	4	46	2-B23
	4	48	2-C01
	4	52	2-C05
	4	54	2-C07
	5	12	2-E07
	5	22	2-E17
	5	32	2-F03
	8	10	2-H03
	9	40	4-B17
	9	44	4-B21
955945-1	3	62	1-K05
	3	84	1-L03
	8	80	2-K01
955946-9	2c	56	1-E17
	2c	60	1-E21
	3	68	1-K11
	3	70	1-K13
	3	78	1-K21
	3	84	1-L03
	8	12	2-H05
	8	64	2-J09
	8	76	2-J21
	8	78	2-J23
	8	338	3-J05
955947-7	3	18	1-I09
	3	62	1-K05
	8	346	3-J13
	9	14	4-A15
955948-5	8	108	2-L05
	8	116	2-L13
	8	124	3-A07
	9	54	4-C07
955949-3	2c	56	1-E17
	2c	60	1-E21
	2c	94	1-G07
	2c	98	1-G11
	3	46	1-J13
	3	84	1-L03
	4	78	2-D07
	8	58	2-J03
	8	70	2-J15
955949-3	8	80	2-K01
	8	340	3-J07
	8	350	3-J17
	8	352	3-J19
	8	354	3-J21
	8	358	3-K01
	8	362	3-K05
	9	48	4-C01
	9	50	4-C03
955950-1	2b	4	1-C05
	8	338	3-J05
955953-5	5	20	2-E15
956058-2	3	28	1-I19
956059-0	3	30	1-I21
956060-8	3	64	1-K07
	8	80	2-K01
956061-6	9	8	4-A09
956065-7	3	70	1-K13
956066-5	3	42	1-J09
956069-9	3	62	1-K05
956073-1	8	64	2-J09
956075-6	8	64	2-J09
	8	76	2-J21
956078-0	2c	44	1-E05
956080-6	2a	6	1-A23
956090-5	3	78	1-K21
	8	100	2-K21
	9	30	4-B07
956092-1	3	58	1-K01
	3	60	1-K03
956096-2	8	360	3-K03
956100-2	2c	48	1-E09
956113-5	8	360	3-K03
956165-5	8	84	2-K05
956203-4	8	360	3-K03
956207-5	2c	6	1-C15
	2c	24	1-D09
	2c	44	1-E05
	8	362	3-K05
956271-1	8	84	2-K05
956272-9	8	78	2-J23
	8	84	2-K05
956312-3	8	110	2-L07
	8	118	3-A01
	8	126	3-A09
956504-5	3	6	1-H21
956552-4	2b	6	1-C07
	2d	4	1-H05
	2d	8	1-H09
956553-2	2c	34	1-D19
956554-0	2c	30	1-D15
	2c	34	1-D19
	2c	36	1-D21
956557-3	2b	6	1-C07
956568-0	2b	6	1-C07
956570-6	2c	28	1-D13
956601-9	4	14	2-A15
	9	32	4-B09
	9	54	4-C07
956903-9	6	28	2-G11
956926-0	3	6	1-H21
	3	86	1-L05
956953-4	3	42	1-J09
956969-0	2c	50	1-E11
	2c	52	1-E13
956970-8	2c	54	1-E15
956983-1	2c	50	1-E11
	2c	52	1-E13
956984-9	2c	54	1-E15
957173-8	2c	32	1-D17
	9	50	4-C03
	9	52	4-C05
957177-9	9	50	4-C03
957185-2	9	50	4-C03
957210-8	2c	12	1-C21
957214-0	3	84	1-L03
958202-4	3	86	1-L05
958207-3	3	82	1-L01
958208-1	3	82	1-L01
958213-1	3	62	1-K05
	3	82	1-L01
958222-2	3	86	1-L05
958233-9	3	86	1-L05
958236-2	2b	4	1-C05
	2d	12	1-H13
	3	18	1-I09
	3	54	1-J21
	3	56	1-J23
	3	70	1-K13
	8	94	2-K15
	8	96	2-K17
958237-0	8	100	2-K21
	8	102	2-K23
958238-8	8	138	3-A21
958239-6	8	64	2-J09
	9	4	4-A05
	9	10	4-A11
958242-0	8	64	2-J09
	8	76	2-J21
958244-6	3	58	1-K01
	3	62	1-K05
	3	72	1-K15
	8	352	3-J19
958245-3	6	22	2-G05
958246-1	5	16	2-E11
	8	62	2-J07
	8	74	2-J19
958247-9	3	62	1-K05
	3	72	1-K15
958502-7	6	22	2-G05
958504-3	9	32	4-B09
	9	54	4-C07
958510-0	9	28	4-B05
	9	54	4-C07
959046-4	3	42	1-J09
	3	86	1-L05
959057-1	8	176	3-C11
	8	182	3-C17
	8	188	3-C23
	8	194	3-D05
	8	200	3-D11
	8	206	3-D17
	8	214	3-E01
	8	218	3-E05
	8	222	3-E09
	8	224	3-E11
	8	228	3-E15
	8	236	3-E23
	8	244	3-F07
	8	250	3-F13
	8	258	3-F21
	8	262	3-G01
	8	264	3-G03
	8	268	3-G07
	8	270	3-G09
	8	274	3-G13

Nummerregister — Numerical register

Grupp / Group: 10b — Sida / Page: 33

1980-04

Artikel nr Part No	Gr Gr	Sida Page	Koord. Grid
959057-1	8	276	3-G15
	8	280	3-G19
	8	282	3-G21
	8	288	3-H03
	8	294	3-H09
	8	300	3-H15
	8	304	3-H19
	8	306	3-H21
	8	308	3-H23
	8	312	3-I03
	8	316	3-I07
	8	320	3-I11
	8	324	3-I15
	8	328	3-I19
	8	332	3-I23
959058-9	8	144	3-B03
959079-5	9	52	4-C05
959080-3	9	52	4-C05
959088-6	2d	4	1-H05
	2d	8	1-H09
	2d	10	1-H11
	9	54	4-C07
959090-2	8	80	2-K01
959093-6	2d	4	1-H05
	2d	8	1-H09
	2d	10	1-H11
	9	54	4-C07
959095-1	8	80	2-K01
959202-3	8	112	2-L09
	8	120	3-A03
	8	128	3-A11
960134-5	6	22	2-G05
960137-8	2b	4	1-C05
960138-6	8	24	2-H17
	8	28	2-H21
	8	32	2-I01
	8	100	2-K21
	8	144	3-B03
	8	332	3-I23
	9	4	4-A05
	9	8	4-A09
	9	10	4-A11
	9	28	4-B05
	9	36	4-B13
960139-4	9	4	4-A05
	9	10	4-A11
960140-2	2c	36	1-D21
	3	52	1-J19
	3	58	1-K01
	8	8	2-H01
	8	10	2-H03
	8	82	2-K03
	8	86	2-K07
	8	164	3-B23
	8	168	3-C03
	9	54	4-C07
960141-0	2c	90	1-G03
	3	6	1-H21
	5	20	2-E15
	8	8	2-H01
	8	10	2-H03
	8	52	2-I21
	8	80	2-K01
	8	96	2-K17
	8	102	2-K23
	8	158	3-B17
	8	162	3-B21
	8	164	3-B23

Artikel nr Part No	Gr Gr	Sida Page	Koord. Grid
960141-0	8	166	3-C01
	8	352	3-J19
	8	354	3-J21
960142-8	4	34	2-B11
960145-1	4	80	2-D09
	6	4	2-F11
	8	94	2-K15
	8	96	2-K17
	8	100	2-K21
	8	102	2-K23
960146-9	8	82	2-K03
960148-5	2a	6	1-A23
	2b	4	1-C05
	2c	96	1-G09
	2c	102	1-G15
	8	96	2-K17
	9	30	4-B07
	9	50	4-C03
960168-3	2c	28	1-D13
960218-6	2c	34	1-D19
960630-2	2c	98	1-G11
960631-0	2c	54	1-E15
	2c	100	1-G13
960632-8	2c	36	1-D21
	2c	54	1-E15
960749-0	4	80	2-D09
960862-1	2c	6	1-C15
	2c	24	1-D09
	2c	46	1-E07
960865-4	2a	22	1-B15
960872-0	8	8	2-H01
961319-1	8	170	3-C05
961328-2	8	108	2-L05
	8	116	2-L13
	8	124	3-A07
961332-4	8	108	2-L05
	8	116	2-L13
	8	124	3-A07
962032-9	9	38	4-B15
962067-5	9	38	4-B15
962182-2	9	38	4-B15
962658-1	2c	28	1-D13
962912-2	2a	14	1-B07
	8	96	2-K17
	8	100	2-K21
	8	102	2-K23
962913-0	2a	14	1-B07
	9	32	4-B09
963105-2	9	50	4-C03
	9	52	4-C05
	9	54	4-C07
963106-0	9	50	4-C03
	9	52	4-C05
963108-6	8	96	2-K17
963165-6	8	68	2-J13
	8	74	2-J19
963187-0	3	32	1-I23
963370-2	3	32	1-I23
963374-4	3	82	1-L01
963929-5	9	38	4-B15
964212-5	3	36	1-J03
965826-1	3	36	1-J03
	3	38	1-J05
	3	40	1-J07
	3	42	1-J09
965828-7	3	32	1-I23
	3	38	1-J05
	3	40	1-J07

Artikel nr Part No	Gr Gr	Sida Page	Koord. Grid
965828-7	3	42	1-J09
965831-1	3	42	1-J09
1128570-7	4	84	2-D13
1201820-6	8	16	2-H09
	8	20	2-H13
1201960-0	8	16	2-H09
	8	20	2-H13
1201961-8	8	16	2-H09
	8	20	2-H13
1202088-9	8	22	2-H15
	8	26	2-H19
1202089-7	8	24	2-H17
	8	26	2-H19
	8	28	2-H21
	8	30	2-H23
1202092-1	8	16	2-H09
	8	20	2-H13
1202098-8	8	14	2-H07
	8	18	2-H11
1202099-6	8	14	2-H07
	8	20	2-H13
1202107-7	8	16	2-H09
	8	20	2-H13
1202108-5	8	16	2-H09
	8	20	2-H13
1202221-6	8	34	2-I03
1202236-4	8	20	2-H13
1202460-0	8	80	2-K01
1202568-0	8	84	2-K05
1202578-9	8	32	2-I01
1202579-7	8	32	2-I01
1202590-4	8	32	2-I01
1202596-1	2c	96	1-G09
	2c	102	1-G15
1202665-4	8	12	2-H05
1202675-3	8	68	2-J13
	8	74	2-J19
1202676-1	8	68	2-J13
	8	74	2-J19
1202680-3	8	54	2-I23
	8	62	2-J07
1202681-1	8	54	2-I23
	8	62	2-J07
1202688-6	2c	44	1-E05
1202695-1	8	100	2-K21
	8	102	2-K23
1202696-9	8	100	2-K21
	8	102	2-K23
1202725-6	3	60	1-K03
1202766-0	8	22	2-H15
	8	26	2-H19
	8	30	2-H23
1202767-8	8	22	2-H15
	8	26	2-H19
	8	30	2-H23
1202772-8	8	12	2-H05
1202788-4	8	42	2-I11
	8	44	2-I13
	8	46	2-I15
1202790-0	8	42	2-I11
	8	44	2-I13
1202804-9	8	90	2-K11
1202805-6	8	90	2-K11
1202845-2	3	48	1-J15
1202846-0	3	50	1-J17
1202900-5	8	20	2-H13
1202913-8	8	22	2-H15
	8	26	2-H19

Artikel nr Part No	Gr Gr	Sida Page	Koord. Grid
1202913-8	8	30	2-H23
1202914-6	8	22	2-H15
	8	26	2-H19
	8	30	2-H23
1202939-3	8	10	2-H03
1202951-8	8	92	2-K13
1202981-5	8	118	3-A01
1202982-3	8	118	3-A01
1203011-0	3	48	1-J15
1203019-3	3	48	1-J15
1203020-1	3	48	1-J15
	3	50	1-J17
1203024-3	8	112	2-L09
	8	120	3-A03
	8	128	3-A11
1203025-0	8	112	2-L09
	8	120	3-A03
	8	128	3-A11
1203026-8	8	110	2-L07
1203027-6	8	118	3-A01
1203031-8	8	82	2-K03
1203044-1	8	162	3-B21
	8	166	3-C01
	8	168	3-C03
1203045-8	8	162	3-B21
	8	166	3-C01
1203046-6	8	20	2-H13
1203048-2	8	154	3-B13
1203053-2	2c	24	1-D09
	2c	46	1-E07
1203063-1	8	162	3-B21
	8	166	3-C01
1203069-8	8	64	2-J09
1203085-4	8	98	2-K19
	8	104	2-L01
1203091-2	8	10	2-H03
1203096-1	8	76	2-J21
1203105-0	8	10	2-H03
1203108-4	8	106	2-L03
	8	110	2-L07
	8	114	2-L11
	8	118	3-A01
1203109-2	8	106	2-L03
	8	110	2-L07
	8	114	2-L11
	8	118	3-A01
1203111-8	8	68	2-J13
	8	74	2-J19
1203136-5	8	86	2-K07
1203137-3	8	86	2-K07
1203138-1	8	86	2-K07
1203139-9	8	86	2-K07
1203141-5	8	58	2-J03
	8	64	2-J09
	8	70	2-J15
	8	76	2-J21
1203142-3	8	96	2-K17
1203156-3	8	98	2-K19
	8	104	2-L01
1203159-7	8	96	2-K17
	8	102	2-K23
1203160-5	8	96	2-K17
	8	102	2-K23
1203163-9	8	100	2-K21
	8	102	2-K23
1203170-4	8	86	2-K07
1203171-2	8	86	2-K07
1203172-0	8	86	2-K07

Artikel nr Part No	Gr Gr	Sida Page	Koord. Grid
1203173-8	8	88	2-K09
1203174-6	8	86	2-K07
1203175-3	8	88	2-K09
1203177-9	8	86	2-K07
1203179-5	8	24	2-H17
	8	28	2-H21
1203180-3	8	24	2-H17
	8	28	2-H21
1203188-6	8	34	2-I03
1203195-1	8	96	2-K17
	8	102	2-K23
1203196-9	8	96	2-K17
	8	102	2-K23
1203219-9	8	54	2-I23
	8	62	2-J07
	8	68	2-J13
	8	74	2-J19
1203223-1	8	10	2-H03
1203225-6	8	96	2-K17
1203230-6	8	86	2-K07
1203231-4	8	32	2-I01
1203248-8	8	162	3-B21
	8	166	3-C01
	8	168	3-C03
1203249-6	8	60	2-J05
	8	66	2-J11
	8	72	2-J17
	8	76	2-J21
1203265-2	2c	6	1-C15
	2c	24	1-D09
	2c	44	1-E05
1203268-6	8	20	2-H13
1203269-4	8	20	2-H13
1203270-2	8	8	2-H01
1203271-0	8	8	2-H01
1203272-8	8	112	2-L09
	8	120	3-A03
	8	128	3-A11
	8	130	3-A13
1203279-3	8	96	2-K17
	8	102	2-K23
1203280-1	8	96	2-K17
	8	102	2-K23
1203287-6	8	166	3-C01
1203289-2	8	20	2-H13
1203290-0	8	138	3-A21
1203291-8	8	96	2-K17
	8	102	2-K23
1203292-6	8	96	2-K17
	8	102	2-K23
1203293-4	8	130	3-A13
1203294-2	8	130	3-A13
1203295-9	8	130	3-A13
1203296-7	8	130	3-A13
1203297-5	8	130	3-A13
1203298-3	8	130	3-A13
1203299-1	8	130	3-A13
1203301-5	8	20	2-H13
1203303-1	8	112	2-L09
	8	120	3-A03
	8	128	3-A11
1203304-9	8	92	2-K13
1203311-4	8	62	2-J07
	8	74	2-J19
1203313-0	8	74	2-J19
1203314-8	8	74	2-J19
1203318-9	8	112	2-L09
	8	120	3-A03

Artikel nr Part No	Gr Gr	Sida Page	Koord. Grid
1203318-9	8	128	3-A11
1203319-7	8	96	2-K17
1203320-5	8	96	2-K17
1203326-2	8	90	2-K11
1203327-0	8	90	2-K11
1203331-2	8	90	2-K11
1203342-9	8	86	2-K07
1203343-7	8	86	2-K07
1203344-5	8	110	2-L07
1203345-2	8	110	2-L07
1203347-8	8	48	2-I17
	8	50	2-I19
1203348-6	8	48	2-I17
	8	50	2-I19
1203372-6	8	364	3-K07
1203377-5	8	130	3-A13
1203378-3	8	130	3-A13
1203379-1	8	130	3-A13
1203380-9	8	130	3-A13
1203383-3	8	130	3-A13
1203384-1	8	130	3-A13
1203385-8	8	130	3-A13
1203387-4	8	130	3-A13
1203392-4	8	156	3-B15
	8	162	3-B21
	8	166	3-C01
	8	168	3-C03
1203396-5	8	130	3-A13
1203405-4	3	50	1-J17
1203406-2	3	50	1-J17
1203407-0	3	48	1-J15
	3	50	1-J17
1203408-8	3	48	1-J15
1203420-3	8	52	2-I21
1203421-1	8	52	2-I21
1203448-4	8	76	2-J21
1203459-1	8	32	2-I01
1203469-0	8	22	2-H15
	8	26	2-H19
1203470-8	8	22	2-H15
	8	26	2-H19
1203471-6	8	34	2-I03
1203472-4	8	34	2-I03
1203473-2	8	24	2-H17
	8	28	2-H21
	8	32	2-I01
1203501-0	8	50	2-I19
1203505-1	8	50	2-I19
1203555-6	8	52	2-I21
1203564-8	8	140	3-A23
1203586-1	8	6	2-G23
1203587-9	8	6	2-G23
1203588-7	8	6	2-G23
1203589-5	8	6	2-G23
1203590-3	8	6	2-G23
1203602-6	8	140	3-A23
1203603-4	8	138	3-A21
1203604-2	8	138	3-A21
1203605-9	8	138	3-A21
1203606-7	8	138	3-A21
1203607-5	8	138	3-A21
1203608-3	8	138	3-A21
1203609-1	8	138	3-A21
1203610-9	8	138	3-A21
1203617-4	8	164	3-B23
	8	166	3-C01
	8	168	3-C03
1203618-2	8	168	3-C03

Artikel nr Part No	Gr Gr	Sida Page	Koord. Grid
1203621-6	8	162	3-B21
	8	166	3-C01
1203624-0	3	58	1-K01
	3	60	1-K03
1203625-7	3	58	1-K01
	3	60	1-K03
1203626-5	3	58	1-K01
	3	60	1-K03
1203627-3	3	58	1-K01
	3	60	1-K03
1203628-1	3	58	1-K01
	3	60	1-K03
1203629-9	3	58	1-K01
	3	60	1-K03
1203630-7	3	58	1-K01
	3	60	1-K03
1203631-5	3	58	1-K01
	3	60	1-K03
1203632-3	3	58	1-K01
	3	60	1-K03
1203633-1	3	58	1-K01
	3	60	1-K03
1203634-9	3	58	1-K01
	3	60	1-K03
1203635-6	3	58	1-K01
	3	60	1-K03
1203646-3	8	112	2-L09
	8	120	3-A03
	8	128	3-A11
	8	130	3-A13
1203647-1	8	112	2-L09
	8	120	3-A03
	8	128	3-A11
	8	130	3-A13
1203658-8	8	62	2-J07
	8	74	2-J19
1203662-0	8	130	3-A13
1203663-8	8	130	3-A13
1203666-1	8	24	2-H17
	8	28	2-H21
	8	32	2-I01
1203680-2	8	96	2-K17
	8	102	2-K23
1203681-0	8	80	2-K01
1203698-4	3	58	1-K01
	3	60	1-K03
1203699-2	3	58	1-K01
	3	60	1-K03
1203704-0	8	96	2-K17
1203706-5	8	96	2-K17
1203719-8	8	92	2-K13
1203720-6	8	92	2-K13
1203723-0	3	56	1-J23
1203725-5	3	56	1-J23
1203732-1	8	110	2-L07
	8	118	3-A01
	8	126	3-A09
1203763-6	8	152	3-B11
1203777-6	8	152	3-B11
1203779-2	2c	6	1-C15
	2c	24	1-D09
	2c	44	1-E05
1203782-6	2c	6	1-C15
	2c	24	1-D09
	2c	44	1-E05
1203785-9	8	138	3-A21
1203787-5	8	140	3-A23
1203788-3	8	140	3-A23

Artikel nr Part No	Gr Gr	Sida Page	Koord. Grid
1203955-8	2c	6	1-C15
	2c	24	1-D09
	2c	44	1-E05
1203965-7	8	122	3-A05
	8	126	3-A09
1203966-5	8	122	3-A05
	8	126	3-A09
1203967-3	2c	6	1-C15
	2c	24	1-D09
	2c	44	1-E05
1203968-1	8	64	2-J09
1203974-9	8	64	2-J09
1203975-6	8	64	2-J09
1203988-9	8	18	2-H11
1203989-7	8	24	2-H17
	8	26	2-H19
	8	28	2-H21
	8	30	2-H23
1203994-7	8	48	2-I17
	8	50	2-I19
1203996-2	8	18	2-H11
1203997-0	8	12	2-H05
1204414-5	8	354	3-J21
1204417-8	8	354	3-J21
1204420-2	8	354	3-J21
1204574-6	8	352	3-J19
	8	354	3-J21
1204594-4	8	142	3-B01
1204605-8	8	356	3-J23
1204630-6	8	176	3-C11
	8	208	3-D19
	8	214	3-E01
	8	218	3-E05
	8	222	3-E09
	8	258	3-F21
	8	264	3-G03
	8	270	3-G09
	8	274	3-G13
	8	280	3-G19
	8	288	3-H03
	8	308	3-H23
	8	316	3-I07
1204631-4	8	176	3-C11
	8	208	3-D19
	8	214	3-E01
	8	218	3-E05
	8	222	3-E09
	8	258	3-F21
	8	264	3-G03
	8	270	3-G09
	8	274	3-G13
	8	280	3-G19
	8	288	3-H03
	8	308	3-H23
	8	316	3-I07
1204671-0	8	358	3-K01
1204680-1	8	358	3-K01
1204681-9	8	358	3-K01
1204695-9	8	336	3-J03
1204699-1	8	156	3-B15
1204718-9	8	176	3-C11
	8	182	3-C17
	8	188	3-C23
	8	194	3-D05
	8	200	3-D11
	8	208	3-D19
	8	214	3-E01
	8	220	3-E07

Nummerregister — Numerical register

Grupp / Group: 10b — Sida / Page: 35

1980-04

Artikel nr Part No	Gr Gr	Sida Page	Koord. Grid	Artikel nr Part No	Gr Gr	Sida Page	Koord. Grid	Artikel nr Part No	Gr Gr	Sida Page	Koord. Grid	Artikel nr Part No	Gr Gr	Sida Page	Koord. Grid
1204745-2	8	342	3-J09	1204824-5	8	328	3-I19	1206231-1	6	16	2-F23	1206742-7	5	32	2-F03
1204746-0	8	344	3-J11	1204825-2	8	224	3-E11	1206232-9	6	16	2-F23	1206746-8	2d	4	1-H05
1204748-6	8	344	3-J11		8	230	3-E17	1206233-7	6	16	2-F23		2d	8	1-H09
1204749-4	8	344	3-J11		8	236	3-E23	1206234-5	6	16	2-F23		2d	10	1-H11
1204750-2	8	344	3-J11		8	244	3-F07	1206235-2	6	18	2-G01	1206750-0	4	80	2-D09
1204752-8	8	342	3-J09		8	250	3-F13	1206263-4	2d	2	1-H03	1206757-5	6	4	2-F11
1204775-9	9	40	4-B17		8	258	3-F21	1206265-9	4	78	2-D07	1206760-9	5	32	2-F03
	9	44	4-B21		8	264	3-G03	1206308-7	2d	8	1-H09	1206764-1	5	32	2-F03
	9	46	4-B23		8	270	3-G09	1206313-7	2d	10	1-H11	1206766-6	4	82	2-D11
1204806-2	8	224	3-E11		8	276	3-G15	1206314-5	2d	2	1-H03	1206767-4	4	82	2-D11
	8	230	3-E17		8	280	3-G19	1206331-9	5	12	2-E07	1206774-0	5	32	2-F03
	8	236	3-E23		8	288	3-H03		5	28	2-E23	1206777-3	5	32	2-F03
	8	244	3-F07		8	294	3-H09	1206341-8	6	6	2-F13	1206779-9	5	12	2-E07
	8	250	3-F13		8	300	3-H15	1206356-6	2d	2	1-H03	1206789-8	9	50	4-C03
	8	258	3-F21		8	306	3-H21		2d	8	1-H09	1206790-6	9	50	4-C03
	8	264	3-G03		8	308	3-H23	1206446-5	2d	4	1-H05	1206791-4	9	50	4-C03
	8	270	3-G09		8	312	3-I03	1206447-3	2d	10	1-H11	1206792-2	9	50	4-C03
	8	276	3-G15		8	324	3-I15	1206468-9	2c	96	1-G09		9	52	4-C05
	8	280	3-G19		8	328	3-I19		2c	102	1-G15	1206793-0	9	50	4-C03
	8	288	3-H03	1204840-1	8	344	3-J11	1206479-6	4	34	2-B11		9	52	4-C05
	8	294	3-H09		8	348	3-J15	1206482-0	5	8	2-E03	1206794-8	9	50	4-C03
	8	300	3-H15	1204841-9	8	344	3-J11	1206483-8	5	8	2-E03	1206795-5	9	52	4-C05
	8	306	3-H21		8	348	3-J15	1206492-9	5	6	2-E01	1206796-3	9	52	4-C05
	8	308	3-H23	1204842-7	8	344	3-J11	1206493-7	5	6	2-E01	1206797-1	9	52	4-C05
	8	312	3-I03	1204843-5	8	344	3-J11	1206494-5	5	10	2-E05	1206798-9	9	52	4-C05
	8	316	3-I07		8	348	3-J15	1206495-2	5	10	2-E05	1206799-7	9	52	4-C05
	8	320	3-I11	1204844-3	8	344	3-J11	1206496-0	5	6	2-E01	1206801-1	9	50	4-C03
	8	324	3-I15		8	350	3-J17	1206497-8	5	6	2-E01	1206821-9	2d	4	1-H05
	8	328	3-I19	1204871-6	8	342	3-J09	1206502-5	2d	2	1-H03		2d	8	1-H09
	8	332	3-I23		8	348	3-J15	1206517-3	5	32	2-F03	1206823-5	2d	4	1-H05
1204807-0	8	224	3-E11	1204874-0	8	342	3-J09	1206518-1	5	32	2-F03		2d	8	1-H09
	8	230	3-E17	1204875-7	8	344	3-J11	1206519-9	2c	94	1-G07		2d	10	1-H11
	8	236	3-E23	1205921-8	6	20	2-G03		2c	96	1-G09	1206824-3	2d	4	1-H05
	8	244	3-F07	1206000-0	4	4	2-A05	1206520-7	2d	2	1-H03		2d	8	1-H09
	8	250	3-F13	1206009-1	6	10	2-F17	1206525-6	5	8	2-E03		2d	10	1-H11
	8	258	3-F21	1206010-9	6	10	2-F17	1206526-4	5	8	2-E03	1206834-2	3	64	1-K07
	8	264	3-G03	1206012-5	6	18	2-G01	1206559-5	4	80	2-D09	1206841-7	2c	44	1-E05
	8	270	3-G09	1206020-8	6	20	2-G03	1206581-9	6	16	2-F23	1206842-5	2c	44	1-E05
	8	276	3-G15	1206028-1	6	20	2-G03	1206582-7	6	16	2-F23	1206848-2	2c	36	1-D21
	8	280	3-G19	1206031-5	2c	28	1-D13	1206606-4	6	6	2-F13	1206855-7	2c	96	1-G09
	8	288	3-H03	1206044-8	6	18	2-G01		6	20	2-G03		2c	102	1-G15
	8	294	3-H09	1206047-1	6	4	2-F11	1206619-7	5	16	2-E11	1206877-1	3	64	1-K07
	8	300	3-H15		6	18	2-G01	1206621-3	5	16	2-E11	1207300-3	2c	6	1-C15
	8	306	3-H21	1206048-9	6	18	2-G01	1206625-4	2d	2	1-H03		2c	24	1-D09
	8	308	3-H23	1206049-7	2d	4	1-H05		2d	10	1-H11		2c	44	1-E05
	8	312	3-I03	1206056-2	4	78	2-D07	1206680-9	2d	12	1-H13	1207317-7	9	30	4-B07
	8	316	3-I07	1206059-6	4	78	2-D07	1206687-4	6	22	2-G05	1207318-5	9	34	4-B11
	8	320	3-I11	1206085-1	6	28	2-G11	1206688-2	6	22	2-G05	1207319-3	9	34	4-B11
	8	324	3-I15	1206087-7	6	22	2-G05		6	28	2-G11	1207320-1	9	34	4-B11
	8	328	3-I19		6	28	2-G11	1206695-7	9	50	4-C03	1207321-9	9	34	4-B11
	8	332	3-I23	1206088-5	6	22	2-G05	1206696-5	9	50	4-C03	1207329-2	3	66	1-K09
1204824-5	8	224	3-E11	1206089-3	6	22	2-G05	1206697-3	9	50	4-C03		3	68	1-K11
	8	230	3-E17		9	52	4-C05	1206698-1	9	50	4-C03	1207330-0	9	14	4-A15
	8	236	3-E23	1206090-1	6	22	2-G05	1206699-9	9	50	4-C03	1207331-8	9	14	4-A15
	8	244	3-F07	1206095-0	2d	8	1-H09		9	52	4-C05	1207332-6	9	14	4-A15
	8	250	3-F13	1206096-8	4	70	2-C23	1206700-5	9	54	4-C07	1207333-4	6	24	2-G07
	8	258	3-F21	1206097-6	4	64	2-C17	1206701-3	9	54	4-C07	1207334-2	6	24	2-G07
	8	264	3-G03		4	70	2-C23	1206702-1	9	54	4-C07	1207335-9	6	24	2-G07
	8	270	3-G09	1206100-8	3	66	1-K09	1206704-7	9	52	4-C05	1207336-7	6	24	2-G07
	8	276	3-G15	1206135-4	2c	40	1-E01	1206705-4	9	52	4-C05	1207337-5	6	24	2-G07
	8	280	3-G19		2c	42	1-E03	1206706-2	9	52	4-C05	1207338-3	6	24	2-G07
	8	288	3-H03	1206205-5	4	4	2-A05	1206719-5	9	54	4-C07	1207339-1	6	24	2-G07
	8	294	3-H09	1206206-3	4	4	2-A05	1206723-7	6	8	2-F15	1207340-9	6	24	2-G07
	8	300	3-H15	1206209-7	6	20	2-G03	1206727-8	5	12	2-E07	1207341-7	6	24	2-G07
	8	306	3-H21		6	24	2-G07		5	30	2-F01	1207342-5	6	24	2-G07
	8	308	3-H23	1206229-5	6	18	2-G01	1206731-0	9	54	4-C07	1207343-3	6	24	2-G07
	8	312	3-I03	1206230-3	6	4	2-F11	1206740-1	9	52	4-C05	1207344-1	6	24	2-G07
	8	324	3-I15		6	18	2-G01	1206741-9	9	52	4-C05	1207345-8	6	24	2-G07

Artikel nr Part No	Gr Gr	Sida Page	Koord. Grid
1207346-6	6	24	2-G07
1207347-4	6	26	2-G09
1207348-2	6	26	2-G09
1207350-8	5	28	2-E23
1207351-6	5	28	2-E23
1207352-4	5	28	2-E23
1207353-2	6	26	2-G09
1207354-0	6	24	2-G07
1207355-7	3	58	1-K01
	3	60	1-K03
1207356-5	9	32	4-B09
1207357-3	9	32	4-B09
1207425-8	3	26	1-I17
	10a	18	4-D19
1207426-6	3	26	1-I17
	10a	18	4-D19
1207427-4	3	26	1-I17
	10a	18	4-D19
1207429-0	10a	18	4-D19
1207430-8	3	20	1-I11
	3	26	1-I17
1207431-6	3	20	1-I11
	3	26	1-I17
1207436-5	3	26	1-I17
1207437-3	3	26	1-I17
1207600-6	8	84	2-K05
1207602-2	8	342	3-J09
1207617-0	8	348	3-J15
1207620-4	8	348	3-J15
1207621-2	8	348	3-J15
1207626-1	8	352	3-J19
	8	354	3-J21
1207632-9	8	176	3-C11
	8	208	3-D19
	8	214	3-E01
	8	220	3-E07
1207633-7	8	176	3-C11
	8	208	3-D19
	8	214	3-E01
	8	220	3-E07
1207666-7	9	46	4-B23
	9	48	4-C01
1207673-3	9	44	4-B21
	9	46	4-B23
1207681-6	8	360	3-K03
1207689-9	8	360	3-K03
1207690-7	8	360	3-K03
1207699-8	8	176	3-C11
	8	208	3-D19
	8	214	3-E01
	8	220	3-E07
	8	224	3-E11
	8	258	3-F21
	8	264	3-G03
	8	270	3-G09
	8	276	3-G15
	8	280	3-G19
	8	288	3-H03
	8	308	3-H23
	8	316	3-I07
1207716-0	8	176	3-C11
	8	208	3-D19
	8	214	3-E01
	8	220	3-E07
1207717-8	8	156	3-B15
1207718-6	8	142	3-B01
1207731-9	8	352	3-J19
1207743-4	9	44	4-B21

Artikel nr Part No	Gr Gr	Sida Page	Koord. Grid
1207743-4	9	46	4-B23
1207745-9	8	336	3-J03
	8	342	3-J09
1207765-7	8	360	3-K03
1207766-5	8	360	3-K03
1207805-1	8	156	3-B15
1207814-3	8	360	3-K03
1207821-8	9	42	4-B19
1207858-0	8	360	3-K03
1207870-5	8	360	3-K03
1207871-3	8	360	3-K03
1207876-2	8	360	3-K03
1207877-0	8	360	3-K03
1207881-2	8	360	3-K03
1207882-0	8	360	3-K03
1207886-1	8	360	3-K03
1207897-8	9	40	4-B17
1207902-6	3	68	1-K11
1207903-4	8	360	3-K03
1207904-2	8	360	3-K03
1207905-9	8	362	3-K05
1207938-0	8	360	3-K03
1207952-1	8	360	3-K03
1207955-4	8	346	3-J13
1207958-8	8	346	3-J13
1207960-4	8	336	3-J03
	8	342	3-J09
1207965-3	8	336	3-J03
	8	342	3-J09
1207989-3	8	86	2-K07
1208005-7	4	8	2-A09
	4	16	2-A17
1210041-8	3	58	1-K01
1210068-1	3	66	1-K09
1210075-6	3	32	1-I23
1210076-4	3	32	1-I23
1210091-3	3	32	1-I23
1210123-4	3	68	1-K11
1210124-2	3	68	1-K11
1210127-5	3	62	1-K05
1210132-5	3	52	1-J19
1210135-8	3	70	1-K13
1210139-0	3	58	1-K01
	3	60	1-K03
1210141-6	3	62	1-K05
1210167-1	3	74	1-K17
	3	76	1-K19
1210190-3	9	24	4-B01
1210193-7	3	34	1-J01
1210194-5	3	34	1-J01
1210200-0	9	16	4-A17
1210203-4	9	26	4-B03
1210204-2	9	26	4-B03
1210208-3	9	10	4-A11
1210209-1	9	10	4-A11
1210210-9	9	10	4-A11
1210213-3	9	10	4-A11
1210227-3	9	30	4-B07
1210286-9	8	134	3-A17
1210292-7	6	10	2-F17
1210302-4	6	10	2-F17
1210305-7	9	38	4-B15
1210309-9	9	30	4-B07
1210318-0	3	64	1-K07
1210321-4	2c	98	1-G11
	2c	100	1-G13
1210328-9	2d	4	1-H05
	2d	8	1-H09

Artikel nr Part No	Gr Gr	Sida Page	Koord. Grid
1210339-6	5	32	2-F03
1210365-1	3	64	1-K07
	9	54	4-C07
1210370-1	6	6	2-F13
1210394-1	6	6	2-F13
1210400-6	9	46	4-B23
1210401-4	9	46	4-B23
1210403-0	8	352	3-J19
1210422-0	8	316	3-I07
1210425-3	8	214	3-E01
1210439-4	8	176	3-C11
	8	206	3-D17
	8	214	3-E01
	8	218	3-E05
	8	222	3-E09
	8	258	3-F21
	8	262	3-G01
	8	264	3-G03
	8	268	3-G07
	8	270	3-G09
	8	274	3-G13
	8	276	3-G15
	8	280	3-G19
	8	286	3-H01
	8	288	3-H03
	8	308	3-H23
	8	316	3-I07
1210476-6	8	176	3-C11
	8	208	3-D19
	8	214	3-E01
	8	218	3-E05
	8	222	3-E09
	8	224	3-E11
	8	258	3-F21
	8	262	3-G01
	8	264	3-G03
	8	270	3-G09
	8	274	3-G13
	8	276	3-G15
	8	280	3-G19
	8	288	3-H03
	8	308	3-H23
	8	316	3-I07
1210484-0	8	360	3-K03
1210500-3	8	344	3-J11
1210503-7	8	344	3-J11
1210506-0	8	344	3-J11
1210509-4	8	342	3-J09
1210526-8	9	46	4-B23
1210527-6	9	46	4-B23
1210534-2	9	40	4-B17
1210580-5	8	178	3-C13
	8	184	3-C19
	8	190	3-D01
	8	196	3-D07
	8	202	3-D13
	8	208	3-D19
	8	216	3-E03
	8	220	3-E07
	8	224	3-E11
	8	230	3-E17
	8	238	3-F01
	8	246	3-F09
	8	252	3-F15
	8	260	3-F23
	8	264	3-G03
	8	270	3-G09
	8	276	3-G15

Artikel nr Part No	Gr Gr	Sida Page	Koord. Grid
1210581-3	8	178	3-C13
	8	184	3-C19
	8	190	3-D01
	8	196	3-D07
	8	202	3-D13
	8	208	3-D19
	8	216	3-E03
	8	220	3-E07
	8	224	3-E11
	8	230	3-E17
	8	238	3-F01
	8	246	3-F09
	8	252	3-F15
	8	260	3-F23
	8	264	3-G03
	8	270	3-G09
	8	276	3-G15
	8	280	3-G19
	8	288	3-H03
	8	294	3-H09
	8	300	3-H15
	8	306	3-H21
	8	308	3-H23
	8	312	3-I03
	8	316	3-I07
	8	320	3-I11
	8	324	3-I15
	8	328	3-I19
1210584-7	8	208	3-D19
	8	214	3-E01
	8	258	3-F21
	8	264	3-G03
1210587-0	8	342	3-J09
1210588-8	8	342	3-J09
1210590-4	8	342	3-J09
1210591-2	8	342	3-J09
1210592-0	8	342	3-J09
1210593-8	8	342	3-J09
1210594-6	8	342	3-J09
1210595-3	8	342	3-J09
1210596-1	8	342	3-J09
1210597-9	8	342	3-J09
1210610-0	8	154	3-B13
1210611-8	8	154	3-B13
1210613-4	8	146	3-B05
	8	150	3-B09
1210645-6	8	134	3-A17
1210646-4	8	134	3-A17
1210650-6	8	136	3-A19
1210651-4	8	136	3-A19
1210660-5	8	134	3-A17
1210666-2	8	176	3-C11
	8	182	3-C17
	8	188	3-C23
	8	194	3-D05
	8	200	3-D11
	8	208	3-D19
	8	214	3-E01
	8	220	3-E07
	8	224	3-E11
	8	228	3-E15
	8	236	3-E23
	8	244	3-F07
	8	250	3-F13
	8	258	3-F21
	8	264	3-G03
	8	270	3-G09
	8	276	3-G15
	8	280	3-G19
	8	288	3-H03
	8	294	3-H09
	8	300	3-H15
	8	306	3-H21
	8	308	3-H23
	8	312	3-I03
	8	316	3-I07
	8	320	3-I11
	8	324	3-I15
	8	328	3-I19

Nummerregister — Numerical register

Grupp / Group: 10b — Sida / Page: 37

1980-04

Artikel nr Part No	Gr Gr	Sida Page	Koord. Grid
1210666-2	8	332	3-I23
1210673-8	8	136	3-A19
1210675-3	8	136	3-A19
1210676-1	8	136	3-A19
1210681-1	8	136	3-A19
1210686-0	8	138	3-A21
1210687-8	8	138	3-A21
1210690-2	3	66	1-K09
	8	138	3-A21
1210709-0	8	136	3-A19
1210713-2	8	142	3-B01
1210715-7	9	42	4-B19
1210741-3	9	42	4-B19
	9	44	4-B21
1210742-1	9	42	4-B19
	9	44	4-B21
1210744-7	9	44	4-B21
1210745-4	9	44	4-B21
1210748-8	9	42	4-B19
	9	44	4-B21
1210752-0	9	44	4-B21
1210753-8	9	44	4-B21
1210808-0	8	346	3-J13
1210813-0	8	176	3-C11
	8	182	3-C17
	8	188	3-C23
	8	194	3-D05
	8	200	3-D11
	8	208	3-D19
	8	214	3-E01
	8	220	3-E07
1210814-8	8	176	3-C11
	8	182	3-C17
	8	188	3-C23
	8	194	3-D05
	8	200	3-D11
	8	208	3-D19
	8	214	3-E01
	8	220	3-E07
1210846-0	9	40	4-B17
	9	44	4-B21
1210851-0	8	338	3-J05
1210852-8	8	338	3-J05
1210853-6	8	338	3-J05
1210864-3	9	48	4-C01
1210874-2	8	182	3-C17
	8	190	3-D01
	8	200	3-D11
	8	230	3-E17
	8	238	3-F01
	8	250	3-F13
1210887-4	8	336	3-J03
1210908-8	8	338	3-J05
	8	342	3-J09
	8	346	3-J13
1210910-4	8	346	3-J13
1210911-2	8	336	3-J03
	8	342	3-J09
1210913-8	8	336	3-J03
	8	342	3-J09
	8	346	3-J13
1210916-1	8	346	3-J13
1210924-5	8	336	3-J03
	8	342	3-J09
	8	346	3-J13
1210933-6	8	336	3-J03
1210934-4	8	346	3-J13
1210940-1	8	346	3-J13

Artikel nr Part No	Gr Gr	Sida Page	Koord. Grid
1210999-7	9	40	4-B17
	9	44	4-B21
1211001-1	2c	88	1-G01
1211006-0	9	16	4-A17
1211027-6	9	16	4-A17
1211033-4	8	24	2-H17
	8	28	2-H21
1211066-4	8	10	2-H03
1211073-0	8	14	2-H07
	8	18	2-H11
1211081-3	9	14	4-A15
1211107-6	8	14	2-H07
	8	18	2-H11
1211108-4	8	14	2-H07
	8	18	2-H11
1211109-2	8	14	2-H07
	8	18	2-H11
1211110-0	8	14	2-H07
	8	18	2-H11
1211139-9	8	90	2-K11
1211153-0	9	14	4-A15
1211162-1	8	34	2-I03
1211163-9	8	34	2-I03
1211175-3	2c	6	1-C15
	2c	24	1-D09
1211181-1	8	148	3-B07
	8	150	3-B09
1211182-9	8	148	3-B07
	8	150	3-B09
1211185-2	8	148	3-B07
	8	152	3-B11
1211194-4	8	92	2-K13
1211269-4	2c	18	1-D03
	2c	38	1-D23
1211290-0	9	18	4-A19
	9	20	4-A21
	9	24	4-B01
1211291-8	9	16	4-A17
1211303-1	9	14	4-A15
1211308-0	2c	18	1-D03
	2c	38	1-D23
1211309-8	2c	18	1-D03
	2c	38	1-D23
1211311-4	9	24	4-B01
1211316-3	8	42	2-I11
	8	44	2-I13
	8	46	2-I15
1211323-9	8	14	2-H07
	8	18	2-H11
1211324-7	8	14	2-H07
	8	18	2-H11
1211334-6	8	84	2-K05
1211348-6	8	164	3-B23
1211350-2	8	358	3-K01
	8	360	3-K03
1211359-3	2c	4	1-C13
	2c	16	1-D01
	2c	38	1-D23
1211392-4	2c	6	1-C15
	2c	24	1-D09
	2c	44	1-E05
1211398-1	8	92	2-K13
1211402-1	8	92	2-K13
1211403-9	8	106	2-L03
	8	110	2-L07
	8	114	2-L11
	8	118	3-A01
	8	122	3-A05

Artikel nr Part No	Gr Gr	Sida Page	Koord. Grid
1211403-9	8	126	3-A09
1211426-0	9	16	4-A17
1211435-1	8	70	2-J15
1211436-9	8	70	2-J15
1211437-7	8	56	2-J01
1211438-5	8	56	2-J01
1211447-6	8	58	2-J03
1211448-4	8	70	2-J15
1211471-6	2c	4	1-C13
	2c	16	1-D01
	2c	42	1-E03
1211482-3	8	14	2-H07
1211483-1	8	14	2-H07
1211490-6	9	14	4-A15
1211491-4	9	14	4-A15
1211500-2	4	34	2-B11
1211513-5	8	12	2-H05
1211515-0	9	10	4-A11
1211520-0	8	8	2-H01
1211521-8	8	8	2-H01
1211526-7	8	50	2-I19
1211532-5	8	50	2-I19
1211533-3	8	50	2-I19
1211538-2	8	50	2-I19
1211545-7	8	50	2-I19
1211550-7	8	50	2-I19
1211551-5	8	50	2-I19
1211576-2	8	64	2-J09
1211577-0	8	64	2-J09
1211596-0	9	16	4-A17
	9	26	4-B03
1211599-4	2c	56	1-E17
	2c	60	1-E21
	9	14	4-A15
	9	24	4-B01
1211600-0	9	4	4-A05
1211602-6	9	16	4-A17
	9	20	4-A21
1211604-2	9	16	4-A17
	9	30	4-B07
1211626-5	8	48	2-I17
1211627-3	8	48	2-I17
1211630-7	8	48	2-I17
1211631-5	8	48	2-I17
1211634-9	8	48	2-I17
1211635-6	8	48	2-I17
1211637-2	3	50	1-J17
1211654-7	8	92	2-K13
1211655-4	8	92	2-K13
	9	54	4-C07
1211659-6	9	24	4-B01
1211660-4	9	24	4-B01
1211661-2	9	24	4-B01
1211662-0	9	24	4-B01
1211668-7	8	22	2-H15
	8	26	2-H19
	8	30	2-H23
1211679-4	8	92	2-K13
1211680-2	8	92	2-K13
1211682-8	8	92	2-K13
1211684-4	9	8	4-A09
1211706-5	9	24	4-B01
1211722-2	8	108	2-L05
	8	116	2-L13
	8	124	3-A07
1211725-5	8	106	2-L03
	8	110	2-L07
	8	114	2-L11

Artikel nr Part No	Gr Gr	Sida Page	Koord. Grid
1211725-5	8	120	3-A03
	8	122	3-A05
	8	128	3-A11
1211738-8	8	106	2-L03
	8	110	2-L07
1211739-6	8	114	2-L11
	8	120	3-A03
1211740-4	8	122	3-A05
	8	128	3-A11
1211744-6	8	106	2-L03
	8	110	2-L07
	8	114	2-L11
	8	120	3-A03
	8	122	3-A05
	8	128	3-A11
1211746-1	8	122	3-A05
	8	128	3-A11
1211762-8	8	106	2-L03
	8	110	2-L07
1211763-6	8	114	2-L11
	8	120	3-A03
1211764-4	8	106	2-L03
	8	110	2-L07
1211765-1	8	114	2-L11
	8	120	3-A03
1211775-0	9	8	4-A09
1211781-8	8	122	3-A05
	8	128	3-A11
1211785-9	8	364	3-K07
1211839-4	8	100	2-K21
1211841-0	8	100	2-K21
1211842-8	8	100	2-K21
	8	102	2-K23
1211880-8	8	18	2-H11
1211902-0	8	32	2-I01
1211903-8	8	32	2-I01
1211908-7	9	16	4-A17
	9	20	4-A21
1211910-3	9	16	4-A17
	9	20	4-A21
	9	26	4-B03
1211928-5	9	4	4-A05
1211929-3	9	4	4-A05
1211935-0	8	22	2-H15
	8	26	2-H19
1211936-8	8	22	2-H15
	8	26	2-H19
1211942-6	9	28	4-B05
1211943-4	9	28	4-B05
1211948-3	9	26	4-B03
1211976-4	8	76	2-J21
1211984-8	2c	44	1-E05
1211996-2	3	50	1-J17
1211998-8	3	50	1-J17
1211999-6	3	50	1-J17
1212022-6	3	64	1-K07
1212025-9	4	32	2-B09
1212035-8	4	34	2-B11
1212057-2	4	4	2-A05
1212075-4	2d	2	1-H03
1212079-6	6	30	2-G13
1212093-7	2d	2	1-H03
1212113-3	5	20	2-E15
1212121-6	2d	2	1-H03
1212148-9	2d	2	1-H03
	2d	10	1-H11
1212149-7	2d	2	1-H03
	2d	10	1-H11

Artikel nr Part No	Gr Gr	Sida Page	Koord. Grid
1212151-3	2d	2	1-H03
	2d	10	1-H11
1212155-4	9	12	4-A13
1212158-8	5	32	2-F03
1212161-2	2d	12	1-H13
1212165-3	6	8	2-F15
1212166-1	4	78	2-D07
1212167-9	4	78	2-D07
1212180-2	3	64	1-K07
1212186-9	5	32	2-F03
1212189-3	4	4	2-A05
1212191-9	5	20	2-E15
1212192-7	5	20	2-E15
1212193-5	5	20	2-E15
1212195-0	5	20	2-E15
1212199-2	5	20	2-E15
1212200-8	5	20	2-E15
1212207-3	5	8	2-E03
1212209-9	4	4	2-A05
1212218-0	6	6	2-F13
	6	20	2-G03
1212222-2	6	4	2-F11
1212231-3	4	80	2-D09
1212232-1	5	14	2-E09
1212246-1	5	32	2-F03
1212253-7	5	32	2-F03
1212257-8	5	32	2-F03
1212258-6	5	32	2-F03
1212261-0	5	32	2-F03
1212263-6	6	6	2-F13
1212265-1	6	6	2-F13
1212266-9	6	6	2-F13
1212267-7	6	6	2-F13
1212273-5	2d	12	1-H13
1212275-0	2d	12	1-H13
1212278-4	5	32	2-F03
1212280-0	3	64	1-K07
1212282-6	3	64	1-K07
1212297-4	2d	12	1-H13
1212313-9	2d	12	1-H13
1212314-7	2d	12	1-H13
1212343-6	3	64	1-K07
1212355-0	2d	8	1-H09
1212361-8	2d	2	1-H03
1212364-2	2d	2	1-H03
1212366-7	5	16	2-E11
1212374-1	2d	2	1-H03
1212375-8	3	64	1-K07
1212376-6	6	30	2-G13
1212381-6	2d	2	1-H03
1212398-0	6	6	2-F13
1212399-8	6	6	2-F13
1212402-0	4	78	2-D07
1212405-3	5	12	2-E07
	5	28	2-E23
1212406-1	5	12	2-E07
	5	26	2-E21
1212408-7	4	78	2-D07
1212409-5	6	4	2-F11
1212410-3	6	4	2-F11
1212417-8	6	16	2-F23
1212418-6	6	16	2-F23
1212421-0	3	64	1-K07
1212422-8	4	82	2-D11
1212425-1	4	82	2-D11
1212426-9	4	80	2-D09
1212427-7	4	80	2-D09
1212438-4	2d	4	1-H05

Artikel nr Part No	Gr Gr	Sida Page	Koord. Grid
1212439-2	2d	8	1-H09
1212444-2	2d	4	1-H05
1212454-1	2d	4	1-H05
	2d	8	1-H09
1212456-6	2d	4	1-H05
	2d	8	1-H09
1212470-7	8	138	3-A21
1212476-4	5	14	2-E09
1212477-2	5	14	2-E09
1212478-0	2d	8	1-H09
1212481-4	6	16	2-F23
1212482-2	6	16	2-F23
1212483-0	6	4	2-F11
1212484-8	6	4	2-F11
1212490-5	2d	8	1-H09
1212491-3	2d	4	1-H05
	2d	10	1-H11
1212511-8	3	62	1-K05
1212520-9	3	74	1-K17
1212521-7	3	74	1-K17
1212522-5	3	74	1-K17
1212529-0	3	74	1-K17
1212530-8	3	66	1-K09
1212533-2	9	24	4-B01
1212534-0	9	24	4-B01
1212537-3	3	68	1-K11
1212542-3	3	66	1-K09
1212546-4	3	78	1-K21
1212550-6	3	80	1-K23
1212554-8	3	64	1-K07
1212555-5	3	34	1-J01
1212556-3	3	34	1-J01
1212558-9	3	78	1-K21
1212560-5	9	26	4-B03
1212563-9	3	52	1-J19
	3	82	1-L01
1212582-9	3	66	1-K09
1212583-7	3	82	1-L01
1212592-8	3	82	1-L01
1212593-6	3	66	1-K09
1212603-3	3	46	1-J13
1212606-6	3	78	1-K21
1212685-0	3	32	1-I23
1212686-8	3	32	1-I23
1212691-8	3	32	1-I23
1212692-6	3	32	1-I23
	3	40	1-J07
	3	42	1-J09
1212693-4	3	66	1-K09
	9	24	4-B01
	9	26	4-B03
1212699-1	3	38	1-J05
1212700-7	3	38	1-J05
	3	40	1-J07
1212701-5	3	38	1-J05
	3	40	1-J07
1212702-3	3	38	1-J05
1212703-1	3	38	1-J05
1212705-6	3	58	1-K01
1212716-3	3	80	1-K23
1212722-1	3	78	1-K21
1212736-1	3	40	1-J07
1212737-9	3	38	1-J05
1212742-9	3	32	1-I23
1212744-5	3	32	1-I23
1212745-2	3	42	1-J09
1212751-0	3	42	1-J09
1212754-4	3	42	1-J09

Artikel nr Part No	Gr Gr	Sida Page	Koord. Grid
1212760-1	3	42	1-J09
1212764-3	3	80	1-K23
1212770-0	3	66	1-K09
1212789-0	3	34	1-J01
	3	36	1-J03
1212790-8	3	34	1-J01
	3	36	1-J03
1212793-2	3	34	1-J01
	3	36	1-J03
1212794-0	3	34	1-J01
	3	36	1-J03
1212807-0	3	34	1-J01
	3	36	1-J03
1212808-8	3	34	1-J01
	3	36	1-J03
1212817-9	3	34	1-J01
	3	36	1-J03
1212818-7	3	34	1-J01
	3	36	1-J03
1212823-7	3	34	1-J01
	3	36	1-J03
	3	40	1-J07
1212824-5	3	34	1-J01
1212825-2	3	34	1-J01
1212826-0	3	34	1-J01
	3	36	1-J03
1212827-8	3	34	1-J01
	3	36	1-J03
1212836-9	3	34	1-J01
1212837-7	3	34	1-J01
1212838-5	3	34	1-J01
	3	36	1-J03
1212839-3	3	34	1-J01
	3	36	1-J03
1212845-0	3	34	1-J01
1212846-8	3	34	1-J01
	3	36	1-J03
1212847-6	3	34	1-J01
	3	36	1-J03
1212848-4	3	34	1-J01
	3	36	1-J03
1212851-8	3	32	1-I23
1212854-2	3	84	1-L03
1212859-1	3	66	1-K09
	9	24	4-B01
	9	26	4-B03
1212864-1	3	34	1-J01
	3	36	1-J03
1212865-8	3	82	1-L01
1212866-6	3	82	1-L01
1212878-1	3	80	1-K23
1212888-0	3	82	1-L01
1212894-8	3	82	1-L01
1212897-1	3	78	1-K21
1212899-7	3	82	1-L01
1212900-3	3	82	1-L01
1212901-1	3	86	1-L05
1212903-7	3	40	1-J07
	3	42	1-J09
1212904-5	3	82	1-L01
1212931-8	3	66	1-K09
1212957-3	3	68	1-K11
1212958-1	3	82	1-L01
1212962-3	3	32	1-I23
1212963-1	3	32	1-I23
1212978-9	3	66	1-K09
1212998-7	3	70	1-K13
1213056-3	8	64	2-J09

Artikel nr Part No	Gr Gr	Sida Page	Koord. Grid
1213057-1	8	64	2-J09
1213058-9	8	64	2-J09
1213059-7	8	64	2-J09
1213060-5	8	64	2-J09
1213061-3	8	64	2-J09
1213062-1	8	64	2-J09
1213063-9	8	64	2-J09
1213074-6	9	28	4-B05
1213075-3	9	28	4-B05
1213076-1	9	28	4-B05
1213077-9	9	28	4-B05
1213088-6	8	100	2-K21
1213102-5	8	100	2-K21
1213111-6	8	76	2-J21
1213114-0	8	64	2-J09
1213115-7	8	64	2-J09
1213116-5	8	64	2-J09
1213117-3	8	64	2-J09
1213137-1	8	10	2-H03
1213139-7	8	46	2-I15
1213140-5	8	46	2-I15
1213150-4	8	122	3-A05
	8	126	3-A09
1213151-2	8	122	3-A05
	8	126	3-A09
1213154-6	8	80	2-K01
1213168-6	8	100	2-K21
1213175-1	8	100	2-K21
	8	102	2-K23
1213179-3	8	100	2-K21
	8	102	2-K23
1213183-5	8	148	3-B07
	8	150	3-B09
1213184-3	8	148	3-B07
	8	150	3-B09
1213185-0	8	148	3-B07
	8	150	3-B09
1213193-4	8	100	2-K21
1213194-2	8	100	2-K21
1213198-3	8	102	2-K23
1213202-3	8	56	2-J01
	8	62	2-J07
	8	78	2-J23
	8	80	2-K01
	8	136	3-A19
1213230-4	8	68	2-J13
	8	74	2-J19
1213237-9	8	56	2-J01
	8	62	2-J07
1213238-7	8	136	3-A19
1213240-3	8	78	2-J23
	8	80	2-K01
1213248-6	3	54	1-J21
1213269-2	8	80	2-K01
1213270-0	8	78	2-J23
1213271-8	8	78	2-J23
1213272-6	8	78	2-J23
1213273-4	8	78	2-J23
1213277-5	8	84	2-K05
	9	52	4-C05
1213278-3	8	100	2-K21
1213279-1	8	100	2-K21
1213287-4	8	100	2-K21
1213288-2	8	100	2-K21
1213311-2	8	118	3-A01
	8	126	3-A09
1213312-0	8	118	3-A01
	8	126	3-A09

Nummerregister — Numerical register

Grupp Group — Sida Page

1980-04 — 10b — 39

Artikel nr Part No	Gr Gr	Sida Page	Koord. Grid
1213313-8	8	118	3-A01
	8	126	3-A09
1213314-6	8	118	3-A01
	8	126	3-A09
1213316-1	8	110	2-L07
1213317-9	8	110	2-L07
1213318-7	8	110	2-L07
1213319-5	8	110	2-L07
1213321-1	8	118	3-A01
	8	126	3-A09
1213322-9	8	118	3-A01
	8	126	3-A09
1213323-7	8	118	3-A01
	8	126	3-A09
1213324-5	8	118	3-A01
	8	126	3-A09
1213325-2	8	118	3-A01
	8	126	3-A09
1213326-0	8	118	3-A01
	8	126	3-A09
1213332-8	8	110	2-L07
	8	118	3-A01
	8	126	3-A09
1213351-8	8	118	3-A01
1213352-6	8	118	3-A01
1213365-8	8	126	3-A09
1213366-6	8	128	3-A11
1213367-4	8	128	3-A11
1213368-2	8	126	3-A09
1213369-0	8	126	3-A09
1213370-8	8	128	3-A11
1213371-6	8	364	3-K07
1213378-1	8	110	2-L07
1213379-9	8	110	2-L07
1213385-6	8	62	2-J07
1213386-4	8	62	2-J07
1213389-8	8	62	2-J07
1213390-6	8	62	2-J07
1213406-0	8	20	2-H13
1213419-3	8	24	2-H17
1213423-5	8	28	2-H21
1213447-4	8	106	2-L03
	8	112	2-L09
	8	114	2-L11
	8	120	3-A03
1213449-0	8	106	2-L03
	8	110	2-L07
	8	114	2-L11
	8	120	3-A03
	8	122	3-A05
	8	128	3-A11
1213454-0	8	10	2-H03
1213462-3	8	178	3-C13
	8	208	3-D19
	8	216	3-E03
	8	220	3-E07
	8	224	3-E11
	8	260	3-F23
	8	264	3-G03
	8	270	3-G09
	8	276	3-G15
1213463-1	8	178	3-C13
	8	208	3-D19
	8	216	3-E03
	8	220	3-E07
	8	224	3-E11
	8	260	3-F23
	8	264	3-G03

Artikel nr Part No	Gr Gr	Sida Page	Koord. Grid
1213463-1	8	270	3-G09
	8	276	3-G15
1213470-6	8	364	3-K07
1213474-8	8	88	2-K09
1213475-5	8	88	2-K09
1213476-3	8	178	3-C13
	8	208	3-D19
	8	216	3-E03
	8	220	3-E07
	8	224	3-E11
	8	260	3-F23
	8	264	3-G03
	8	270	3-G09
	8	276	3-G15
1213495-3	8	102	2-K23
1213504-2	2c	6	1-C15
	2c	24	1-D09
	2c	44	1-E05
1213506-7	2c	6	1-C15
	2c	24	1-D09
	2c	44	1-E05
1213508-3	2c	6	1-C15
	2c	24	1-D09
	2c	44	1-E05
1213515-8	8	50	2-I19
1213516-6	8	50	2-I19
1213519-0	8	20	2-H13
1213520-8	8	20	2-H13
1213538-0	8	96	2-K17
1213545-5	8	90	2-K11
1213546-3	8	56	2-J01
1213547-1	8	56	2-J01
1213550-5	8	90	2-K11
1213551-3	8	90	2-K11
1213557-0	8	64	2-J09
1213565-3	8	102	2-K23
1213574-5	3	50	1-J17
1213583-6	3	58	1-K01
	3	60	1-K03
1213584-4	3	58	1-K01
	3	60	1-K03
1213586-9	3	58	1-K01
1213607-3	8	108	2-L05
	8	116	2-L13
	8	124	3-A07
1213608-1	8	108	2-L05
	8	116	2-L13
	8	124	3-A07
1213609-9	8	108	2-L05
	8	116	2-L13
	8	124	3-A07
1213612-3	8	162	3-B21
	8	166	3-C01
1213619-8	8	162	3-B21
1213620-6	8	162	3-B21
1213622-2	8	162	3-B21
	8	166	3-C01
1213629-7	8	96	2-K17
	8	102	2-K23
1213630-5	8	96	2-K17
	8	102	2-K23
1213631-3	8	102	2-K23
1213632-1	8	96	2-K17
	8	102	2-K23
1213639-6	8	96	2-K17
	8	102	2-K23
1213640-4	8	96	2-K17
	8	102	2-K23

Artikel nr Part No	Gr Gr	Sida Page	Koord. Grid
1213642-0	8	96	2-K17
	8	102	2-K23
1213643-8	8	96	2-K17
	8	102	2-K23
1213644-6	8	96	2-K17
	8	102	2-K23
1213645-3	8	98	2-K19
	8	102	2-K23
1213646-1	8	138	3-A21
1213647-9	8	138	3-A21
1213648-7	8	138	3-A21
1213649-5	8	138	3-A21
1213650-3	8	138	3-A21
1213651-1	8	138	3-A21
1213652-9	8	138	3-A21
1213653-7	8	138	3-A21
1213663-6	8	110	2-L07
	8	118	3-A01
	8	126	3-A09
1213664-4	8	110	2-L07
	8	118	3-A01
	8	126	3-A09
1213665-1	8	110	2-L07
	8	118	3-A01
	8	126	3-A09
1213666-9	8	110	2-L07
	8	118	3-A01
	8	126	3-A09
1213667-7	8	18	2-H11
1213674-3	8	70	2-J15
	8	74	2-J19
1213675-0	8	70	2-J15
	8	76	2-J21
1213676-8	8	70	2-J15
	8	76	2-J21
1213677-6	8	70	2-J15
	8	76	2-J21
1213686-7	8	96	2-K17
1213690-9	8	96	2-K17
1213692-5	8	96	2-K17
1213694-1	8	96	2-K17
1213696-6	8	106	2-L03
	8	112	2-L09
	8	114	2-L11
	8	120	3-A03
	8	122	3-A05
	8	128	3-A11
1213698-2	8	96	2-K17
1213709-7	8	64	2-J09
	8	76	2-J21
1213711-3	8	64	2-J09
	8	76	2-J21
1213723-8	8	64	2-J09
	8	76	2-J21
1213742-8	8	364	3-K07
1213748-5	2c	4	1-C13
	2c	16	1-D01
	2c	38	1-D23
	2c	42	1-E03
1213755-0	8	78	2-J23
1213757-6	8	106	2-L03
	8	110	2-L07
	8	114	2-L11
	8	120	3-A03
1213769-1	2c	6	1-C15
	2c	24	1-D09
	2c	44	1-E05
1213771-7	8	106	2-L03

Artikel nr Part No	Gr Gr	Sida Page	Koord. Grid
1213771-7	8	112	2-L09
1213773-3	8	114	2-L11
	8	120	3-A03
1213775-8	8	122	3-A05
	8	128	3-A11
1213802-0	8	70	2-J15
	8	76	2-J21
1213803-8	8	70	2-J15
	8	76	2-J21
1213812-9	8	96	2-K17
1213813-7	8	96	2-K17
1213819-4	8	18	2-H11
1213847-5	8	78	2-J23
1213863-2	2c	4	1-C13
	2c	16	1-D01
	2c	38	1-D23
1213866-5	3	58	1-K01
1213870-7	8	162	3-B21
	8	166	3-C01
	8	168	3-C03
1213874-9	8	56	2-J01
1213875-6	8	56	2-J01
1213876-4	8	70	2-J15
1213877-2	8	70	2-J15
1213886-3	8	138	3-A21
1213887-1	8	138	3-A21
1213888-9	8	138	3-A21
1213903-6	3	58	1-K01
1213904-4	3	58	1-K01
1213914-3	2c	6	1-C15
	2c	24	1-D09
	2c	44	1-E05
1213920-0	8	56	2-J01
	8	64	2-J09
	8	70	2-J15
	8	76	2-J21
1213941-6	3	56	1-J23
1213943-2	3	56	1-J23
1213947-3	3	56	1-J23
1213951-5	8	112	2-L09
	8	120	3-A03
	8	128	3-A11
1213953-1	8	112	2-L09
	8	120	3-A03
	8	128	3-A11
1213954-9	8	112	2-L09
	8	120	3-A03
	8	128	3-A11
1213976-2	8	92	2-K13
1213978-8	8	14	2-H07
	8	18	2-H11
	8	24	2-H17
	8	28	2-H21
1213984-6	8	42	2-I11
	8	44	2-I13
	8	46	2-I15
1213987-9	3	48	1-J15
	3	50	1-J17
1213992-9	8	112	2-L09
	8	120	3-A03
	8	128	3-A11
1213993-7	8	112	2-L09
	8	120	3-A03
	8	128	3-A11
1214014-1	8	136	3-A19
1214016-6	9	28	4-B05
1214023-2	9	14	4-A15
1214025-7	9	8	4-A09

Sida / Page: 40 — Grupp / Group: 10b — Nummerregister / Numerical register — 1980-04

Artikel nr Part No	Gr Gr	Sida Page	Koord. Grid
1214025-7	9	26	4-B03
1214031-5	3	72	1-K15
1214032-3	3	6	1-H21
1214034-9	3	80	1-K23
1214037-2	9	14	4-A15
1214049-7	9	4	4-A05
1214057-0	9	30	4-B07
1214059-6	9	14	4-A15
	9	18	4-A19
	9	20	4-A21
1214060-4	9	14	4-A15
	9	18	4-A19
	9	20	4-A21
1214061-2	8	138	3-A21
1214114-9	3	68	1-K11
1214122-2	3	68	1-K11
1214128-9	3	34	1-J01
	3	36	1-J03
	3	40	1-J07
1214180-0	9	36	4-B13
1214228-7	3	74	1-K17
1214231-1	3	40	1-J07
1214255-0	8	136	3-A19
1214257-6	8	136	3-A19
1214258-4	8	136	3-A19
1214262-6	8	136	3-A19
1214263-4	8	136	3-A19
1214281-6	3	58	1-K01
1214293-1	3	68	1-K11
1214301-2	3	80	1-K23
1214303-8	3	34	1-J01
	3	36	1-J03
1214304-6	3	34	1-J01
	3	36	1-J03
1214307-9	3	72	1-K15
1214461-4	8	136	3-A19
1214462-2	9	16	4-A17
	9	20	4-A21
1214467-1	3	78	1-K21
1214468-9	3	78	1-K21
1214473-9	3	80	1-K23
1214476-2	3	80	1-K23
1214495-2	9	14	4-A15
	9	16	4-A17
	9	20	4-A21
1214500-9	3	80	1-K23
1214652-8	3	72	1-K15
1214653-6	8	134	3-A17
1214654-4	8	134	3-A17
1214659-3	3	74	1-K17
1214660-1	3	74	1-K17
1214661-9	3	74	1-K17
1214662-7	3	74	1-K17
1214663-5	3	74	1-K17
1214665-0	3	76	1-K19
1214667-6	3	74	1-K17
1214681-7	3	72	1-K15
1214692-4	3	80	1-K23
1214698-1	2c	6	1-C15
	2c	24	1-D09
	2c	44	1-E05
1214707-0	8	136	3-A19
1214721-1	9	14	4-A15
1214728-6	3	78	1-K21
1214730-2	3	46	1-J13
1214731-0	3	46	1-J13
1214732-8	3	46	1-J13
1214739-3	3	80	1-K23

Artikel nr Part No	Gr Gr	Sida Page	Koord. Grid
1214740-1	3	80	1-K23
1214754-2	9	14	4-A15
1214755-9	9	4	4-A05
1214756-7	9	14	4-A15
1214757-5	9	6	4-A07
1214759-1	3	38	1-J05
1214760-9	3	38	1-J05
1214764-1	2b	6	1-C07
	3	62	1-K05
	3	68	1-K11
	3	70	1-K13
	9	50	4-C03
1214795-5	9	10	4-A11
1214812-8	9	16	4-A17
1214813-6	9	16	4-A17
1214814-4	9	10	4-A11
1214815-1	9	28	4-B05
1214816-9	9	28	4-B05
1214817-7	9	28	4-B05
1214820-1	9	4	4-A05
	9	10	4-A11
1214821-9	3	80	1-K23
1214822-7	3	80	1-K23
1214823-5	3	78	1-K21
1214858-1	3	72	1-K15
1214948-0	3	82	1-L01
1214960-5	3	38	1-J05
	3	42	1-J09
1214970-4	9	18	4-A19
	9	20	4-A21
1215012-4	9	34	4-B11
1215013-2	9	34	4-B11
1215014-0	9	34	4-B11
1215017-3	3	66	1-K09
	3	68	1-K11
1215018-1	3	80	1-K23
1215037-1	3	40	1-J07
1215038-9	3	82	1-L01
1215055-3	3	80	1-K23
1215063-7	3	70	1-K13
1215067-8	3	40	1-J07
1215068-6	9	18	4-A19
	9	20	4-A21
1215080-1	3	6	1-H21
1215082-7	3	6	1-H21
1215083-5	3	6	1-H21
1215091-8	3	38	1-J05
1215092-6	3	38	1-J05
1215095-9	3	38	1-J05
1215096-7	3	38	1-J05
1215105-6	3	38	1-J05
1215111-4	9	12	4-A13
1215112-2	9	12	4-A13
1215113-0	9	14	4-A15
1215115-5	9	28	4-B05
1215124-7	8	134	3-A17
1215125-4	8	134	3-A17
1215127-0	8	134	3-A17
1215135-3	9	12	4-A13
1215136-1	9	18	4-A19
	9	20	4-A21
1215140-3	9	28	4-B05
1215142-9	9	28	4-B05
1215145-2	9	16	4-A17
1215153-6	9	12	4-A13
1215164-3	9	26	4-B03
1215221-1	9	8	4-A09
1215224-5	3	74	1-K17

Artikel nr Part No	Gr Gr	Sida Page	Koord. Grid
1215227-8	8	138	3-A21
1215228-6	8	138	3-A21
1215231-0	8	134	3-A17
1215234-4	8	134	3-A17
1215239-3	8	134	3-A17
1215240-1	8	134	3-A17
1215243-5	8	134	3-A17
1215252-6	3	64	1-K07
1215253-4	3	64	1-K07
1215259-1	9	10	4-A11
1215260-9	8	134	3-A17
1215285-6	3	72	1-K15
1215287-2	3	74	1-K17
1215301-1	3	80	1-K23
1215302-9	3	80	1-K23
1215324-3	3	40	1-J07
	3	42	1-J09
1215348-2	3	82	1-L01
1215365-6	8	138	3-A21
1215372-2	9	4	4-A05
1215373-0	9	8	4-A09
1215375-5	9	8	4-A09
1215377-1	9	14	4-A15
1215385-4	3	32	1-I23
1215391-2	9	28	4-B05
1215419-1	9	20	4-A21
1215420-9	9	20	4-A21
1215421-7	9	8	4-A09
1215422-5	9	8	4-A09
1215425-8	9	20	4-A21
1215429-0	9	20	4-A21
1215431-6	9	16	4-A17
	9	20	4-A21
1215432-4	9	16	4-A17
	9	20	4-A21
1215438-1	9	8	4-A09
	9	10	4-A11
	9	20	4-A21
1215441-5	9	8	4-A09
1215442-3	9	8	4-A09
1215458-9	9	34	4-B11
1215459-7	9	34	4-B11
1215464-7	3	82	1-L01
1215465-4	9	20	4-A21
1215466-2	9	8	4-A09
	9	10	4-A11
	9	20	4-A21
1215467-0	9	10	4-A11
1215468-8	9	10	4-A11
1215473-8	9	4	4-A05
1215474-6	9	4	4-A05
1215475-3	9	4	4-A05
1215498-5	9	20	4-A21
1215512-3	8	136	3-A19
1215513-1	8	136	3-A19
1215516-4	9	14	4-A15
1215518-0	9	8	4-A09
1215546-1	3	72	1-K15
1215548-7	3	72	1-K15
1215549-5	9	28	4-B05
1215554-5	3	82	1-L01
1215569-3	3	80	1-K23
1215570-1	3	78	1-K21
1215583-4	8	136	3-A19
1215584-2	8	136	3-A19
1215589-1	3	70	1-K13
1215607-1	3	82	1-L01
1215611-3	3	68	1-K11

Artikel nr Part No	Gr Gr	Sida Page	Koord. Grid
1215617-0	8	134	3-A17
1215673-3	9	20	4-A21
1215677-4	9	20	4-A21
1215679-0	9	20	4-A21
1215682-4	9	20	4-A21
1215683-2	9	30	4-B07
1215730-1	3	78	1-K21
1215736-8	9	30	4-B07
1215869-7	3	82	1-L01
1217079-1	4	84	2-D13
1217606-1	4	72	2-D01
	4	74	2-D03
1218515-3	2a	6	1-A23
1218518-7	2a	4	1-A21
1218538-5	2a	6	1-A23
1218539-3	2a	6	1-A23
1218567-4	2a	4	1-A21
1218579-9	2a	16	1-B09
1218580-7	2a	16	1-B09
1218597-1	2c	36	1-D21
1218625-0	2c	96	1-G09
1218627-6	2c	92	1-G05
1218630-0	2a	16	1-B09
1218634-2	2a	14	1-B07
1218653-2	2a	18	1-B11
1218706-8	2a	20	1-B13
1218707-6	2a	20	1-B13
1218710-0	2a	18	1-B11
1218712-6	2a	18	1-B11
1218717-5	2c	100	1-G13
1218718-3	2b	2	1-C03
1218734-0	2c	54	1-E15
1218739-9	3	10	1-I01
	3	12	1-I03
1219065-8	2a	14	1-B07
1219099-7	3	4	1-H19
1219189-6	3	4	1-H19
1219276-1	2c	96	1-G09
	2c	100	1-G13
1219532-7	2a	20	1-B13
1219536-8	2a	20	1-B13
1219666-3	2a	20	1-B13
1219709-1	3	86	1-L05
1219765-3	2c	96	1-G09
	2c	100	1-G13
1220510-0	4	52	2-C05
1220512-6	4	52	2-C05
1220513-4	4	38	2-B15
	4	42	2-B19
	4	46	2-B23
1220519-1	4	52	2-C05
1220520-9	4	54	2-C07
1220524-1	4	52	2-C05
1220527-4	4	52	2-C05
1220529-0	4	52	2-C05
1220536-5	4	46	2-B23
1220537-3	4	46	2-B23
1220538-1	4	46	2-B23
1220539-9	4	46	2-B23
	4	60	2-C13
1220541-5	4	60	2-C13
1220542-3	4	60	2-C13
1220543-1	4	50	2-C03
1220544-9	4	46	2-B23
1220545-6	4	46	2-B23
1220546-4	4	46	2-B23
1220547-2	4	50	2-C03
1220549-8	4	50	2-C03

Nummerregister — Numerical register

Grupp / Group: 10b — Sida / Page: 41

1980-04

Artikel nr Part No	Gr Gr	Sida Page	Koord. Grid
1220551-4	4	50	2-C03
1220556-3	4	50	2-C03
1220559-7	4	50	2-C03
1220560-5	4	52	2-C05
1220561-3	4	50	2-C03
1220565-4	4	52	2-C05
1220574-6	4	42	2-B19
1220578-7	4	60	2-C13
1220586-0	4	38	2-B15
1220601-7	4	46	2-B23
1220608-2	4	42	2-B19
1220609-0	4	60	2-C13
1220610-8	4	52	2-C05
1221010-0	9	40	4-B17
	9	48	4-C01
1221023-3	8	342	3-J09
	8	348	3-J15
1221025-8	8	142	3-B01
1221032-4	8	174	3-C09
	8	206	3-D17
	8	212	3-D23
	8	218	3-E05
	8	256	3-F19
	8	262	3-G01
	8	268	3-G07
	8	274	3-G13
	8	338	3-J05
	8	342	3-J09
	8	346	3-J13
1221034-0	9	40	4-B17
1221040-7	9	48	4-C01
1221073-8	9	42	4-B19
1221083-7	8	282	3-G21
	8	288	3-H03
	8	296	3-H11
	8	300	3-H15
	8	306	3-H21
	8	310	3-I01
	8	326	3-I17
1221109-0	8	176	3-C11
	8	182	3-C17
	8	188	3-C23
	8	194	3-D05
	8	200	3-D11
	8	208	3-D19
	8	214	3-E01
	8	220	3-E07
	8	224	3-E11
	8	228	3-E15
	8	236	3-E23
	8	244	3-F07
	8	250	3-F13
	8	258	3-F21
	8	264	3-G03
	8	270	3-G09
	8	276	3-G15
	8	280	3-G19
	8	288	3-H03
	8	294	3-H09
	8	300	3-H15
	8	306	3-H21
	8	308	3-H23
	8	312	3-I03
	8	316	3-I07
	8	320	3-I11
	8	324	3-I15
	8	328	3-I19
	8	332	3-I23

Artikel nr Part No	Gr Gr	Sida Page	Koord. Grid
1221114-0	8	336	3-J03
1221123-1	8	316	3-I07
	8	320	3-I11
	8	332	3-I23
1221124-9	8	320	3-I11
	8	330	3-I21
	8	332	3-I23
1221125-6	8	360	3-K03
1221148-8	3	68	1-K11
1221165-2	9	48	4-C01
1221188-4	8	58	2-J03
	8	64	2-J09
1221189-2	8	58	2-J03
	8	64	2-J09
1221210-6	9	40	4-B17
1221217-1	8	182	3-C17
	8	188	3-C23
	8	194	3-D05
	8	200	3-D11
	8	230	3-E17
	8	236	3-E23
	8	244	3-F07
	8	250	3-F13
	8	294	3-H09
	8	300	3-H15
	8	306	3-H21
	8	312	3-I03
	8	320	3-I11
	8	324	3-I15
	8	328	3-I19
	8	332	3-I23
1221218-9	9	42	4-B19
	9	44	4-B21
1221224-7	8	336	3-J03
1221225-4	8	336	3-J03
1221226-2	8	336	3-J03
1221227-0	8	336	3-J03
1221228-8	8	346	3-J13
1221249-4	9	44	4-B21
1221267-6	8	142	3-B01
1221268-4	8	142	3-B01
1221269-2	8	142	3-B01
1221270-0	8	142	3-B01
1221304-7	9	40	4-B17
	9	44	4-B21
	9	46	4-B23
1221320-3	8	146	3-B05
	8	150	3-B09
1221345-0	8	156	3-B15
1221346-8	8	156	3-B15
	8	178	3-C13
	8	184	3-C19
	8	190	3-D01
	8	202	3-D13
	8	216	3-E03
	8	220	3-E07
	8	224	3-E11
	8	230	3-E17
	8	238	3-F01
	8	246	3-F09
	8	250	3-F13
	8	260	3-F23
	8	264	3-G03
	8	270	3-G09
	8	276	3-G15
1221347-6	8	178	3-C13
	8	184	3-C19
	8	190	3-D01

Artikel nr Part No	Gr Gr	Sida Page	Koord. Grid
1221347-6	8	196	3-D07
	8	202	3-D13
	8	208	3-D19
	8	216	3-E03
	8	220	3-E07
	8	224	3-E11
	8	232	3-E19
	8	238	3-F01
	8	246	3-F09
	8	252	3-F15
	8	260	3-F23
	8	264	3-G03
	8	270	3-G09
	8	276	3-G15
1221398-9	8	338	3-J05
1221400-3	6	6	2-F13
1221446-6	3	66	1-K09
1221465-6	5	12	2-E07
1221488-8	4	80	2-D09
1221553-9	9	54	4-C07
1221555-4	9	50	4-C03
1221563-8	9	52	4-C05
1221567-9	9	52	4-C05
1221570-3	9	52	4-C05
1221574-5	4	80	2-D09
1221575-2	9	50	4-C03
1221604-0	9	54	4-C07
1221606-5	6	20	2-G03
1221607-3	6	6	2-F13
1221623-0	9	54	4-C07
1221635-4	4	64	2-C17
	4	70	2-C23
1221642-0	2d	4	1-H05
	2d	8	1-H09
	2d	10	1-H11
1221652-9	9	52	4-C05
1221654-5	9	52	4-C05
1221656-0	9	52	4-C05
1221663-6	2d	2	1-H03
1221680-0	9	50	4-C03
1221681-8	9	50	4-C03
1221688-3	9	52	4-C05
1221692-5	6	20	2-G03
1221719-6	9	52	4-C05
1221720-4	9	50	4-C03
1221721-2	9	50	4-C03
1221722-0	9	50	4-C03
1221723-8	9	50	4-C03
1221724-6	9	50	4-C03
1221725-3	9	52	4-C05
1221726-1	9	52	4-C05
1221728-7	9	50	4-C03
1221729-5	9	52	4-C05
1221744-4	2d	2	1-H03
1221749-3	2d	2	1-H03
1221751-9	2d	2	1-H03
	2d	10	1-H11
1221763-4	6	8	2-F15
1221779-0	2d	12	1-H13
1221794-9	6	8	2-F15
1221882-2	4	82	2-D11
1221883-0	4	82	2-D11
1221885-5	4	80	2-D09
1221920-0	6	22	2-G05
1221921-8	6	22	2-G05
1221965-5	4	14	2-A15
1224010-7	8	174	3-C09
	8	206	3-D17

Artikel nr Part No	Gr Gr	Sida Page	Koord. Grid
1224010-7	8	212	3-D23
	8	218	3-E05
	8	256	3-F19
	8	262	3-G01
	8	268	3-G07
	8	274	3-G13
1224077-6	8	352	3-J19
1224097-4	8	352	3-J19
1224099-0	8	176	3-C11
	8	182	3-C17
	8	188	3-C23
	8	194	3-D05
	8	200	3-D11
	8	206	3-D17
	8	214	3-E01
	8	218	3-E05
	8	222	3-E09
	8	228	3-E15
	8	236	3-E23
	8	244	3-F07
	8	250	3-F13
	8	258	3-F21
	8	262	3-G01
	8	268	3-G07
	8	274	3-G13
	8	280	3-G19
	8	286	3-H01
	8	294	3-H09
	8	300	3-H15
	8	304	3-H19
1224135-2	8	142	3-B01
1224136-0	8	142	3-B01
1224191-5	9	40	4-B17
1224234-3	8	156	3-B15
1224353-1	9	46	4-B23
1224372-1	8	174	3-C09
	8	204	3-D15
	8	212	3-D23
	8	218	3-E05
	8	222	3-E09
	8	254	3-F17
	8	262	3-G01
	8	268	3-G07
	8	274	3-G13
	8	278	3-G17
	8	286	3-H01
1224385-3	8	208	3-D19
1224387-9	8	190	3-D01
1224393-7	8	184	3-C19
	8	190	3-D01
	8	200	3-D11
	8	230	3-E17
	8	238	3-F01
	8	250	3-F13
1224394-5	8	190	3-D01
1224400-0	8	342	3-J09
	8	348	3-J15
1224417-4	8	352	3-J19
	8	354	3-J21
1224419-0	8	360	3-K03
1224480-2	8	342	3-J09
1224481-0	8	342	3-J09
1224659-1	8	342	3-J09
	8	348	3-J15
1224704-5	9	42	4-B19
	9	48	4-C01
1224776-3	9	46	4-B23
1224823-3	8	342	3-J09

Sida / Page: 42 — Grupp / Group: 10b — Nummerregister / Numerical register — 1980-04

Artikel nr Part No	Gr Gr	Sida Page	Koord. Grid
1224850-6	9	40	4-B17
1224898-5	8	162	3-B21
1224899-3	8	162	3-B21
1225674-9	8	142	3-B01
1225675-6	8	142	3-B01
1225955-2	8	342	3-J09
	8	348	3-J15
1228116-8	9	50	4-C03
1228117-6	9	52	4-C05
1228125-9	9	52	4-C05
1228126-7	9	52	4-C05
1228147-3	9	50	4-C03
1228280-2	2c	96	1-G09
1228358-6	9	50	4-C03
	9	52	4-C05
1228599-5	2c	28	1-D13
	2c	44	1-E05
1228602-7	9	54	4-C07
1228603-5	9	54	4-C07
1228634-0	9	54	4-C07
1228640-7	9	54	4-C07
1228668-8	9	38	4-B15
1228789-2	9	52	4-C05
1229045-8	9	52	4-C05
1232013-1	4	28	2-B05
1232101-4	4	26	2-B03
1232153-5	4	30	2-B07
1232233-5	4	28	2-B05
1232235-0	4	28	2-B05
1232378-8	4	28	2-B05
1232436-4	4	86	2-D15
1232501-5	4	28	2-B05
1234101-2	3	38	1-J05
1234102-0	3	38	1-J05
1234105-3	3	38	1-J05
1234106-1	3	38	1-J05
1234208-5	3	82	1-L01
1234212-7	3	80	1-K23
1234244-0	3	40	1-J07
	3	42	1-J09
1234246-5	3	40	1-J07
	3	42	1-J09
1234255-6	3	72	1-K15
1234256-4	3	72	1-K15
1234286-1	8	138	3-A21
1234312-5	4	38	2-B15
	4	42	2-B19
	4	46	2-B23
1234316-6	3	80	1-K23
1234490-9	3	72	1-K15
1234519-5	3	16	1-I07
	3	18	1-I09
	3	26	1-I17
1234642-5	3	72	1-K15
1234658-1	3	70	1-K13
1234706-8	9	8	4-A09
	9	16	4-A17
	9	20	4-A21
1234795-1	8	134	3-A17
1234856-1	9	4	4-A05
1234909-8	9	6	4-A07
	9	22	4-A23
1234971-8	3	74	1-K17
	3	76	1-K19
1235001-3	3	82	1-L01
1235069-0	9	18	4-A19
	9	20	4-A21
1235092-2	9	30	4-B07

Artikel nr Part No	Gr Gr	Sida Page	Koord. Grid
1235340-5	3	66	1-K09
1235807-3	3	46	1-J13
1241389-4	8	270	3-G09
	8	308	3-H23
1241393-6	8	270	3-G09
	8	288	3-H03
	8	308	3-H23
1241941-2	8	162	3-B21
	8	166	3-C01
1246189-3	8	24	2-H17
	8	28	2-H21
	8	34	2-I03
1246190-1	8	24	2-H17
	8	28	2-H21
	8	34	2-I03
1246201-6	8	28	2-H21
1246561-3	8	80	2-K01
1246807-0	8	96	2-K17
	8	102	2-K23
1247342-7	8	196	3-D07
	8	208	3-D19
1247604-0	8	66	2-J11
1247708-9	8	106	2-L03
	8	110	2-L07
	8	112	2-L09
	8	114	2-L11
	8	118	3-A01
	8	120	3-A03
	8	122	3-A05
	8	126	3-A09
	8	128	3-A11
1247805-3	3	48	1-J15
	3	50	1-J17
1247924-2	8	86	2-K07
	8	90	2-K11
1247925-9	8	86	2-K07
	8	90	2-K11
1247926-7	8	86	2-K07
	8	90	2-K11
1247961-4	8	16	2-H09
1254074-6	8	102	2-K23
1254118-1	8	50	2-I19
1254197-5	3	56	1-J23
1254212-2	8	110	2-L07
1254213-0	8	110	2-L07
1254223-9	8	22	2-H15
1254224-7	8	22	2-H15
1254248-6	8	42	2-I11
1254249-4	8	18	2-H11
1254250-2	8	18	2-H11
1254345-0	8	54	2-I23
	8	62	2-J07
	8	68	2-J13
	8	74	2-J19
1254346-8	9	48	4-C01
1254351-8	8	18	2-H11
1254392-2	8	100	2-K21
1254452-4	2c	6	1-C15
	2c	24	1-D09
1254511-7	8	82	2-K03
1254512-5	8	82	2-K03
1254555-4	2c	6	1-C15
	2c	24	1-D09
1254569-5	8	102	2-K23
1254596-8	8	14	2-H07
	8	18	2-H11
1254749-3	8	64	2-J09
	8	76	2-J21

Artikel nr Part No	Gr Gr	Sida Page	Koord. Grid
1254758-4	8	84	2-K05
1254784-0	8	178	3-C13
	8	184	3-C19
	8	190	3-D01
	8	196	3-D07
	8	202	3-D13
	8	208	3-D19
	8	216	3-E03
	8	220	3-E07
	8	224	3-E11
	8	232	3-E19
	8	238	3-F01
	8	246	3-F09
	8	252	3-F15
	8	260	3-F23
	8	264	3-G03
	8	270	3-G09
	8	276	3-G15
	8	282	3-G21
	8	284	3-G23
	8	290	3-H05
	8	296	3-H11
	8	302	3-H17
	8	306	3-H21
	8	310	3-I01
	8	314	3-I05
	8	318	3-I09
	8	322	3-I13
	8	326	3-I17
	8	330	3-I21
	8	334	3-J01
1254810-3	8	8	2-H01
1254811-1	8	94	2-K15
1254812-9	8	96	2-K17
1254822-8	8	42	2-I11
1254824-4	8	42	2-I11
1254825-1	8	44	2-I13
1254985-3	8	58	2-J03
	8	64	2-J09
1254986-1	8	58	2-J03
	8	64	2-J09
	8	242	3-F05
1254989-5	8	70	2-J15
	8	76	2-J21
1254990-3	8	70	2-J15
	8	76	2-J21
1255045-5	8	24	2-H17
	8	28	2-H21
	8	32	2-I01
1255049-7	8	18	2-H11
1255050-5	8	18	2-H11
1255052-1	8	76	2-J21
1255053-9	8	76	2-J21
1255079-4	8	52	2-I21
1255220-4	8	26	2-H19
	8	30	2-H23
1255221-2	8	26	2-H19
	8	30	2-H23
1255223-8	8	34	2-I03
1255334-3	8	84	2-K05
1255335-0	8	84	2-K05
1255359-0	8	84	2-K05
1255360-8	8	84	2-K05
1255392-1	8	22	2-H15
	8	26	2-H19
1255393-9	8	22	2-H15
	8	26	2-H19
1255394-7	8	30	2-H23

Artikel nr Part No	Gr Gr	Sida Page	Koord. Grid
1255395-4	8	30	2-H23
1255404-4	8	18	2-H11
1255410-1	2c	28	1-D13
	2c	44	1-E05
	5	12	2-E07
1255424-2	8	34	2-I03
1255425-9	8	34	2-I03
1255512-4	8	20	2-H13
1255514-0	8	20	2-H13
1255608-0	9	38	4-B15
1255625-4	8	42	2-I11
	8	44	2-I13
	8	46	2-I15
1255626-2	8	42	2-I11
	8	44	2-I13
1255935-7	8	64	2-J09
1255936-5	8	76	2-J21
1255954-8	8	24	2-H17
	8	28	2-H21
	8	32	2-I01
1255989-4	8	10	2-H03
	8	62	2-J07
	8	74	2-J19
1258376-1	9	16	4-A17
1258467-8	3	66	1-K09
1258493-4	3	66	1-K09
1259281-2	9	28	4-B05
	9	50	4-C03
1259303-4	3	16	1-I07
	3	18	1-I09
1259802-5	8	134	3-A17
1264256-7	8	158	3-B17
	8	162	3-B21
	8	164	3-B23
	8	166	3-C01
1264341-7	8	156	3-B15
1264342-5	8	156	3-B15
1264415-9	8	58	2-J03
	8	64	2-J09
1264497-7	8	60	2-J05
	8	64	2-J09
1264547-9	8	176	3-C11
	8	206	3-D17
	8	218	3-E05
	8	222	3-E09
	8	258	3-F21
	8	262	3-G01
	8	264	3-G03
	8	268	3-G07
	8	270	3-G09
	8	274	3-G13
	8	276	3-G15
	8	280	3-G19
	8	286	3-H01
	8	288	3-H03
	8	308	3-H23
	8	316	3-I07
1264792-1	4	10	2-A11
1264871-3	8	64	2-J09
1264876-2	8	282	3-G21
	8	288	3-H03
	8	296	3-H11
	8	300	3-H15
	8	306	3-H21
	8	310	3-I01
	8	314	3-I05
	8	316	3-I07
	8	320	3-I11

Nummerregister — Numerical register

1980-04	Grupp Group	Sida Page
	10b	43

Artikel nr Part No	Gr Gr	Sida Page	Koord. Grid	Artikel nr Part No	Gr Gr	Sida Page	Koord. Grid	Artikel nr Part No	Gr Gr	Sida Page	Koord. Grid	Artikel nr Part No	Gr Gr	Sida Page	Koord. Grid
1264876-2	8	326	3-I17	1266549-3	10a	12	4-D13								
	8	330	3-I21	1266673-1	3	30	1-I21								
	8	332	3-I23	1266788-7	2b	6	1-C07								
1264885-3	8	176	3-C11	1266789-5	2b	6	1-C07								
	8	178	3-C13	1266870-3	2c	8	1-C17								
	8	182	3-C17		2c	10	1-C19								
	8	184	3-C19		2c	12	1-C21								
	8	190	3-D01		2c	20	1-D05								
	8	194	3-D05	1272107-2	5	12	2-E07								
	8	196	3-D07	1272328-4	5	12	2-E07								
	8	200	3-D11		9	8	4-A09								
	8	202	3-D13		9	12	4-A13								
	8	208	3-D19	1272606-3	2d	2	1-H03								
	8	214	3-E01	1276113-6	2c	48	1-E09								
	8	220	3-E07	1276204-3	2a	6	1-A23								
	8	224	3-E11	1276471-8	2c	54	1-E15								
	8	230	3-E17	1276809-9	2c	34	1-D19								
	8	238	3-F01	1277011-1	8	366	3-K09								
	8	244	3-F07	1277029-3	8	366	3-K09								
	8	246	3-F09		8	370	3-K13								
	8	250	3-F13	1277030-1	8	366	3-K09								
	8	258	3-F21		8	370	3-K13								
	8	260	3-F23	1277127-5	5	16	2-E11								
	8	264	3-G03	1277128-3	5	16	2-E11								
	8	270	3-G09	1277131-7	5	16	2-E11								
	8	276	3-G15	1277135-8	5	16	2-E11								
1264913-3	8	176	3-C11	1277136-6	5	16	2-E11								
	8	178	3-C13	1277139-0	5	16	2-E11								
	8	184	3-C19	1277140-8	5	16	2-E11								
	8	190	3-D01	1277141-6	5	16	2-E11								
	8	194	3-D05	1277143-2	5	16	2-E11								
	8	200	3-D11	1277144-0	5	16	2-E11								
	8	208	3-D19	1277145-7	5	16	2-E11								
	8	214	3-E01	1277147-3	5	16	2-E11								
	8	220	3-E07	1277148-1	5	16	2-E11								
	8	224	3-E11	1277153-1	5	16	2-E11								
	8	230	3-E17	1277154-9	5	16	2-E11								
	8	238	3-F01	1299716-9	8	168	3-C03								
	8	244	3-F07	1306169-2	3	8	1-H23								
	8	246	3-F09		10a	20	4-D21								
	8	250	3-F13	1306391-2	2c	12	1-C21								
	8	258	3-F21		2c	22	1-D07								
	8	260	3-F23	1517050-9	9	16	4-A17								
	8	264	3-G03		9	20	4-A21								
	8	270	3-G09	1517051-7	9	16	4-A17								
	8	276	3-G15		9	20	4-A21								
1264952-1	8	168	3-C03	1517973-2	6	26	2-G09								
1266026-2	9	30	4-B07	1518411-2	3	20	1-I11								
1266085-8	3	72	1-K15	1518413-8	3	20	1-I11								
1266224-3	2c	44	1-E05	1518963-2	6	28	2-G11								
1266383-7	2c	48	1-E09	1518964-0	6	28	2-G11								
1266407-4	2c	48	1-E09	1566540-9	2d	12	1-H13								
1266500-6	2c	6	1-C15		9	24	4-B01								
	2c	8	1-C17	1586922-5	9	50	4-C03								
	2c	10	1-C19	3101977-1	3	30	1-I21								
	2c	12	1-C21	3277463-0	3	22	1-I13								
	2c	16	1-D01		3	26	1-I17								
	2c	20	1-D05		10a	18	4-D19								
	2c	24	1-D09												
	2c	28	1-D13												
	2c	30	1-D15												
	2c	34	1-D19												
	2c	36	1-D21												
	2c	40	1-E01												
	2c	42	1-E03												
	2c	46	1-E07												
1266548-5	2c	48	1-E09												
1266549-3	2c	48	1-E09												